



RACCORDERIE METALLICHE

***Soluzioni sempre
più grandi con
i nostri sistemi***

Increasingly greater solutions with our systems.



plumbing & heating division



marine systems division

1/2018



Pilastro [Mantova]



**Head Office and Manufacturing Plant
Campitello [Mantova]**

➤ Raccorderie Metalliche

➤ Profilo aziendale	4
Company profile • Firmenprofil • Profil d'entreprise • El perfil de la empresa	
➤ Principali prodotti	7
Main products • Unsere hauptsächlich Produkte • Produits principaux • Los productos principales	
➤ Campi di applicazione	9
Fields application • Anwendungsbereich • Domaines d'application • Ámbitos de aplicación	

➤ Il sistema di offerta

Offer system • Das Angebotssystem • Le système d'offre • El sistema de oferta

➤ Sistemi di raccordi a pressare	11
Press fitting systems • Pressfittingsysteme • Système à sertir • Sistema de accesorios para presar	
➤ inoxPRES	16
AISI 316L - W. 1.4404	
➤ inoxPRES GAS	60
AISI 316L - W. 1.4404	
➤ inoxPRES HT	79
AISI 316L - W. 1.4404	
➤ inoxPRES STEAM	89
AISI 316L - W. 1.4404	
➤ steelPRES	99
Acciaio al carbonio zincato • Carbon steel • C-stahl verzinkt • Acier carbone • Acero carbono galvanizado	
➤ AES PRES	124
Rame/bronzo • Copper/bronze • Kupfer/Bronze • Cuivre/bronze • Cobre/bronze	
➤ AES PRES GAS	137
Rame/bronzo • Copper/bronze • Kupfer/Bronze • Cuivre/bronze • Cobre/bronze	
➤ MARINE PRES	148
CuNi10Fe1.6Mn	
➤ ISOPRES	167
Isolamento • Insulation • Isolierte • Calorifuge • Aislamiento	
➤ Attrezzature e accessori	170
Press tools and accessories • Presswerkzeuge zubehör • Outils de sertissage et accessoires • Herramientas y accesorios	
➤ Sistemi di scarico	192
Waste systems • Abflusssysteme • Systèmes de évacuation • Sistemas de evacuación	
➤ DRAIN	194
AISI 316L - W. 1.4404	
➤ Raccordi a saldare e filettati in acciaio inossidabile	226
Stainless steel welding and threaded fittings • Gewindefittings aus edelstahl	
• Raccords en acier inoxydable filetés et à souder • Racores a soldar y roscar en acero inoxidable	
➤ Raccordi a saldare	229
Welding fittings • Schweissfittings • Raccord à souder • Racores para soldar	
➤ Raccordi a saldare ANSI	241
Welding fittings • ANSI Schweissfittings • Raccord à souder ANSI • Racores para soldar ANSI	
➤ Flange	254
Flanges • Flansche • Brides • Bidas	
➤ Accessori	271
Accessories • Zubehör • Accessoires • Accesorios	
➤ Raccordi filettati	274
Threaded fittings • Gewindefittings • Raccords filetés • Piezas de empalme roscadas	
➤ Valvole a sfera	295
Ball valves • Kugelhähne • Robinés boisseau sphérique • Valvulas de bola	
➤ Collari e fissaggi	304
Collars and fixing systems • Rohrschellen und befestigung • Colliers et articles de fixation • Abrazaderas y articulos de fijación	

➤	Raccordi a saldare e filettati in acciaio al carbonio	312
	Carbon steel welding and threaded fittings • Schweiss- und Gewindefittings aus stahl • Raccords en acier filetés et à souder	
	• Racores a soldar y roscar en acero al carbono	
➤	Raccordi filettati neri e zincati	314
	Black and galvanized threaded fittings • Schwarze und verzinkte gewindefittings • Raccords filetés noirs et galvanisés	
	• Racores roscados negros y zincados	
➤	Raccordi a saldare	332
	Welding fittings • Schweissfittings • Raccord à souder • Racores para soldar	
➤	Flange	344
	Flanges • Flansche • Brides • Bidas	
➤	Accessori	359
	Accessories • Zubehör • Accessoires • Accesorios	
➤	Collari e sistemi di fissaggio	366
	Brackets for pipe supports and fixing systems • Rohschellen und rohrbefestigungen systeme • Colliers de fixation pour tubes	
	• Brazaderas y sistemas de fijacion	
➤	Collari fissaggio tubi	368
	Collars for pipe clamping • Befestigungen für rohre • Colliers de fixations pour tube • Abrazaderas fijación tubo	
➤	Sistemi di fissaggio sanitari	393
	Sanitary fixing system • Befestigungssysteme für Sanitaranlage • Sanitaires systèmes de fixation	
	• Sistemas de soportes para sanitarios	
➤	Sistemi di fissaggio	406
	Fixing systems • Befestigungssysteme • Systèmes de fixation • Sistemas de fijaciones	
➤	Tappi e accessori per radiatori	436
	Plugs and accessories for radiators • Stopfen und Heizkörperzubehöre • Bouchons et réductions en acier au carbone pour radiateurs	
	• Tapones y accesorios para radiator	
➤	Tappi e riduzioni per radiatori	438
	Radiators plugs and plugs reducing • Blind Stopfen und anschluss stopfen für Radiatoren • Bouchons et réductions pour radiateurs	
	• Tapones y tapones reducidos para radiadores	
➤	Accessori per radiatori	449
	Radiator fittings • Radiatoren-zubehorteile • Accessoires pour radiateurs • Accesorios para radiadores	
➤	Apparecchiature per impianti idrotermici	454
	Equipment for hydro-thermal plants • Zuberhör für heizungen • Appareillages pour Installations hydrothermiques	
	• Aparatos para instalaciones hidrotermicas	

La struttura commerciale

Commercial structure • Die kommerzielle Struktur unserer Firma • La structure commerciale • La estructura comercial

➤	Come ordinare	463
	How to order • Bestellungsverfahren • Comment commander • Cómo efectuar el pedido	
➤	Struttura commerciale Italia	464
	Sales Organisation • Kommerzielle Struktur in Italien • Structure Commerciale Italie • Organización de ventas en Italia	
➤	Struttura commerciale Estero	465
	Sales Organisation • Kommerzielle Struktur im Ausland • Organisation des ventes • Organización de ventas en el extranjero	
➤	Condizioni generali di vendita	466
	General conditions sales • Allgemeine Verkaufsbedingungen • Conditions générales de vente	
	• Condiciones generales de venta	

Raccorderie Metalliche

Azienda certificata

Certified Company

DNV-GL

MANAGEMENT SYSTEM CERTIFICATE

Certificate No./Certificato No.:
CERT-2013-174-AQ-GL-ACCREDIA

Data prima emissione/Initial date:
10 novembre 1994

Validità/Valid:
07 ottobre 2015 - 15 settembre 2018

Si certifica che il sistema di gestione di/This is to certify that the management system of

RACCORDERIE METALLICHE S.p.A.
Strada Sabbionetana, 59 - 46010 Campitello di Marcaria (MN) - Italy

È conforme ai requisiti della norma per il Sistema di Gestione Qualità/
has been found to conform to the Quality Management System standard:

UNI EN ISO 9001:2008 (ISO 9001:2008)

Questa certificazione è valida per il seguente campo applicativo:
Produzione e commercializzazione di raccorderie metalliche, a saldare, filettate, a pressare e relativo isolante; collari e sistemi di fissaggio per tubi e radiatori. Commercializzazione di valvole mix e a sfogo d'aria, prodotti/accessori complementari per impieghi idrotermo sanitari, in accordo a normative nazionali/internazionali, specifiche fornite dal cliente e specifiche interne consolidate

This certificate is valid for the following scope:
Manufacture and trade of welding, threaded and press metal pipe fittings and dedicated insulation system; collars and damping systems for pipes and radiators. Trade of mixing valves and accessories for heating and plumbing uses in conformity with national/international standards, specifications furnished by the customer and established company specifications

(Settore EA: 17 - 29)

Luogo e Data/Place and date:
Vimercate, 14 ottobre 2015

Per l'Organismo di Certificazione/
For the Certification Body

ACCREDIA

Vittorio Marangon
Management Representative

La validità del presente Certificato è subordinata al rispetto delle condizioni contenute nel Contratto di Certificazione/
The validity of this Certificate is subject to the conditions contained in the Certificate of Certification

DNV GL Business Assurance Italia S.p.A. Via Energy Park, 14, 20121 Vimercate (MI), Italia, Tel. 039 59 99 900, www.dnvgl.it/businessassurance

UNI-EN ISO 9001:2008

DNV-GL

MANAGEMENT SYSTEM CERTIFICATE

Certificate No./Certificato No.:
90479-2013-PM-IT-ACCREDIA

Data prima emissione/Initial date:
22 dicembre 2010

Validità/Valid:
22 dicembre 2016 - 15 settembre 2018

Si certifica che il sistema di gestione di/This is to certify that the management system of

RACCORDERIE METALLICHE S.p.A.

Sede Legale: Strada Sabbionetana, 59 - 46010 Campitello di Marcaria (MN) - Italy

È conforme ai requisiti della norma per il Sistema di Gestione Ambientale/
Has been found to conform to the Environmental Management System standard:

UNI EN ISO 14001:2004 (ISO 14001:2004)

Valutato secondo le prescrizioni del Regolamento Tecnico RT-09/
Evaluated according to the requirements of Technical Regulations RT-09

Questa certificazione è valida per il seguente campo applicativo:
Produzione (attraverso le fasi di taglio, deformazione e filettatura) e commercializzazione di raccorderie metalliche, a saldare, filettate, a pressare e relativo isolante; collari e sistemi di fissaggio per tubi e radiatori. Commercializzazione di valvole mix e a sfogo d'aria, prodotti/accessori complementari per impieghi idrotermo sanitari, in accordo a normative nazionali/internazionali, specifiche fornite dal cliente e specifiche interne consolidate

This certificate is valid for the following scope:
Production (through cutting, deformation and thread phases) and marketing of metal fittings, welded, threaded, press-on and insulating collars and fixing systems for pipes and radiators. Marketing mix of valves and air vent, products and complementary accessories for use hydro-thermal health, according to national/international customer specifications and internal specifications established

(Settore EA: 17 - 29)

Luogo e Data/Place and date:
Vimercate (MI), 17 gennaio 2017

Per l'Organismo di Certificazione/
For the Certification Body

ACCREDIA

Vittorio Marangon
Management Representative

La validità del presente Certificato è subordinata al rispetto delle condizioni contenute nel Contratto di Certificazione/
The validity of this Certificate is subject to the conditions contained in the Certificate of Certification

DNV GL Business Assurance Italia S.p.A. Via Energy Park, 14, 20121 Vimercate (MI), Italia, Tel. 039 59 99 900, www.dnvgl.it/businessassurance

UNI-EN ISO 14001:2004

DNV-GL

MANAGEMENT SYSTEM CERTIFICATE

Certificate No./Certificato No.:
189942-2015-4HSO-ITA-ACCREDIA

Data prima emissione/Initial date:
23 novembre 2015

Validità/Valid:
23 novembre 2015 - 23 novembre 2018

Si certifica che il sistema di gestione di/This is to certify that the management system of

RACCORDERIE METALLICHE S.p.A.

Sede Legale: Strada Sabbionetana, 59 - 46010 Campitello di Marcaria (MN) - Italy

È conforme ai requisiti della norma per il Sistema di Gestione della Salute e Sicurezza sul Lavoro/
has been found to conform to the Occupational Health and Safety Management System standard:

BS OHSAS 18001:2007

Valutato secondo le prescrizioni del Regolamento Tecnico RT-12/
Evaluated according to the requirements of Technical Regulations RT-12

Questa certificazione è valida per il seguente campo applicativo:
Produzione e commercializzazione di raccorderie metalliche, a saldare, filettate, a pressare e relativo isolante; collari e sistemi di fissaggio per tubi e radiatori. Commercializzazione di valvole mix e a sfogo d'aria, prodotti/accessori complementari per impieghi idrotermo sanitari, in accordo a normative nazionali/internazionali, specifiche fornite dal cliente e specifiche interne consolidate

This certificate is valid for the following scope:
Production and marketing of metal fittings, welded, threaded, press-on and insulating collars and fixing systems for pipes and radiators. Marketing mix of valves and air vent, products and complementary accessories for use hydro-thermal health, according to national/international customer specifications and internal specifications established

(Settore EA: 17)

Luogo e Data/Place and date:
Vimercate, 23 novembre 2015

Per l'Organismo di Certificazione/
For the Certification Body

ACCREDIA

Vittorio Marangon
Management Representative

La validità del presente Certificato è subordinata al rispetto delle condizioni contenute nel Contratto di Certificazione/
The validity of this Certificate is subject to the conditions contained in the Certificate of Certification

DNV GL Business Assurance Italia S.p.A. Via Energy Park, 14, 20121 Vimercate (MI), Italia, Tel. 039 59 99 900, www.dnvgl.it/businessassurance

BS OHSAS 18001:2007



Profilo aziendale

Raccorderie Metalliche rappresenta dal 1970 una realtà di assoluto rilievo nel panorama europeo dei produttori di materiale per l'impiantistica nel **settore idrotermosanitario civile ed industriale**. Dal 2014 è presente nel **settore navale** come unico operatore sul mercato in grado di offrire contemporaneamente sistemi pressfitting, sistemi di scarico in acciaio, raccorderia a saldare e filettata e sistemi di fissaggio.

Un'azienda formata da oltre **300 dipendenti** che ogni giorno realizzano la missione di Raccorderie Metalliche.

"Aiutiamo gli installatori a lavorare in modo rapido, sicuro e conveniente, studiando e realizzando ogni giorno soluzioni innovative di prodotto e di processo prestando particolare attenzione all'impiego dei sistemi di raccordi a pressare."

(Pier Luigi CECCARDI,

Fondatore e Presidente di Raccorderie Metalliche)

Presenza nel Mondo

Raccorderie Metalliche dispone di due siti produttivi in Italia, con un totale di oltre 89.000 mq, e 3 filiali commerciali estere (Germania, Francia e Spagna) che garantiscono una distribuzione in oltre 60 Paesi nel mondo.

- **InoxPRES S.A. (Barcellona, Spagna):**
commercializzazione di tubi e raccordi su tutto il territorio spagnolo e portoghese.
- **RM Pressfitting GmbH (Monaco di Baviera, Germania):**
sviluppo commerciale e coordinamento di un team di promoters sul territorio tedesco.
- **Raccorderie Metalliche FRANCE SARL (Lione, Francia):**
sviluppo commerciale e coordinamento della struttura di vendita sul territorio francese.

I punti Chiave

Il successo di Raccorderie Metalliche è da attribuire ad una pluralità di fattori: conoscenza, qualità, vasto assortimento di gamma ed estrema attenzione al cliente.

- **Costante ricerca e continuo sviluppo di soluzioni innovative** hanno permesso di realizzare il **primo raccordo tee pressfitting** al mondo in acciaio al carbonio privo di saldature.
- **Continui controlli e miglioramenti sulla qualità** hanno consolidato un elevato standard qualitativo.
- **Certificazione dei sistemi di gestione delle proprie attività** nel rispetto dell'ambiente e della sicurezza dei propri collaboratori.
- **Costante disponibilità e tracciabilità** di prodotti presso i nostri magazzini.
- **Tecnici che affiancano e consigliano** i progettisti nel loro lavoro.
- **Trasparenza, correttezza e rispetto reciproco** con i partner permettono di garantire standard elevati di servizio.
- **Continue attività formative e di aggiornamento** per far crescere professionalmente gli installatori.
- **Particolare attenzione al sociale** ritenendo che siano le persone a fare la differenza, quella differenza che permette di evolvere.

Dati di rilievo

Aggiornati a dicembre 2017

- **Area totale** _____ **89.000 mq**
- **Superficie coperta RM** _____ **51.000 mq**
- **N° dipendenti** _____ **300 persone**
- **Fatturato Italia** _____ **34%**
- **Fatturato Export** _____ **66%**
- **Presenza** _____ **in oltre 60 paesi**
- **N° articoli a catalogo** _____ **6.200**
- **Materia prima trasformata** _____ **26.000 tons/anno**
- **Brevetti** _____ **8**
- **Certificazioni prodotti** _____ **80**

Company profile

Since 1970, Raccorderie Metalliche is a leading manufacturer in the European **civil & industrial plumbing sector** landscape. Since 2014 we are present in the **shipbuilding sector** and the only one in the market being in a position to offer press fitting systems, steel wastewater systems, welding fittings, threaded fittings and fastening systems, at the same time.

Every day, **300 employees** are committed to fulfil Raccorderie Metalliche's mission.

"We constantly offer innovative solutions in terms of both product and process and take the use of press fitting systems into particular consideration; these solutions allow fitters to work rapidly, safely and suitably."

[Pier Luigi CECCARDI,

Founder and President of Raccorderie Metalliche]

Our Presence in the World

Raccorderie Metalliche has two production plants in Italy, extending over an area of more than 89.000 sq. m, as well as 3 branch offices in foreign Countries (Germany, France and Spain) ensuring the distribution of our products in more than 60 Countries of the world.

- **InoxPRES S.A. (Barcelona, Spain):**
marketing of pipes and fittings in the whole Spanish and portuguese territory.
- **RM Pressfitting GmbH (Munich, Germany):**
trade development and coordination of our team of promoters in Germany.
- **Raccorderie Metalliche FRANCE SARL (Lyon, France):**
trade development and coordination of our sales structure in France.

Key Points

Raccorderie Metalliche's success is the result of several factors: knowledge, quality, a wide range of products, particular ability to understand customer requirements.

- **Continuous research and development of innovative solutions** allowing us to be the first Company producing a seamless carbon steel **pressfitting Tee**.
- **Continuous quality control and improvement** resulting in a high quality level.
- **Certification of activities managing systems** in conformity with environment and workers' safety regulations.
- **Constant availability and traceability** of products in our warehouses.
- **Technicians collaborating with and giving advice** to the design engineers.
- **Fairness, transparency and mutual respect** between the partners to provide our customers with the best possible service.
- **Constant training and update** in order fitters to continue their professional development.
- **Particular attention to social issues**, because we think that people make the difference, which is the key ingredient for evolution.

Highlights

Updated on December 2017

- **RM total area** _____ **89.000 sq.m**
- **RM covered area** _____ **51.000 sq.m**
- **Human resources** _____ **300 persons**
- **Domestic sales** _____ **34%**
- **Export sales** _____ **66%**
- **Presence** _____ **more than 60**
- **Item on catalouge** _____ **countries 6.200**
- **Processed raw materials** _____ **26.000 tons/year**
- **Patents** _____ **8**
- **Products Certifications** _____ **80**

Pressare, Innestare, Innovare!



I sistemi di Raccorderie Metalliche **prodotti in Italia** si dividono in:

Sistemi **Pressfitting**

inoxPRES

Acciaio inossidabile AISI 316L

steelPRES

Acciaio al carbonio E195

MARINE PRES

Cupronichel 90/10

AES PRES

Rame Cu-DHP 99.9 / Bronzo CuSn5Zn5Pb2-C / CC449K

I Sistemi Pressfitting di Raccorderie Metalliche sono composti da raccordi, tubazioni* ed attrezzature. Le nostre soluzioni sono progettate per impianti di distribuzione acqua potabile, antincendio, climatizzazione, aria compressa e trasporto di fluidi in genere.

**PRESSIONE DI ESERCIZIO FINO A PN16.
DISPONIBILITA' NEI DIAMETRI DA 15 mm A 168 mm.**

Tutti i prodotti seguono un processo di tracciabilità che permette l'identificazione di ogni singolo componente per qualsiasi evenienza.

Sistemi **di scarico**

DRAIN è un sistema ad innesto composto da tubi e raccordi in acciaio inossidabile AISI 316L per il trasporto di acque di scarico bianche, grigie e nere; la soluzione ideale per la realizzazione reti di scarico sia in gravità che in vuoto.

I sistemi di fissaggio, raccorderia a saldare / filettata, flange

I nostri sistemi di fissaggio, la raccorderia a saldare e filettata, le flange rappresentano il giusto completamento per fornire un'intera gamma di prodotti che soddisfino a 360° l'esigenza per tutti i tipi di impianti.

* Tranne per il sistema AesPRES®

Press, Push, Innovate!

Raccorderie Metalliche Systems **produced in Italy** are divided as follows:

Pressfitting Systems

inoxPRES

Stainless Steel AISI 316L

steelPRES

Carbon Steel E195

MARINE PRES

Copper-nickel 90/10

AES PRES

Copper Cu-DHP 99.9 / Bronze CuSn5Zn5Pb2-C / CC449K

Raccorderie Metalliche Pressfitting Systems include fittings, piping* and tools. Raccorderie Metalliche Pressfitting Systems are designed for multiple application fields: distribution systems of drinking water, fire protection systems, air conditioning, compressed air, and fluid transport systems in general.

**WORKING PRESSURE UP TO PN16.
AVAILABLE FROM 15 mm TO 168 mm.**

All products follow a traceability process which allows each and every component to be identified.

Waste Systems

DRAIN is a push-fit system composed of pipes and fittings in AISI 316L stainless steel for the transport of white, grey and black wastewater; the ideal solution for the construction of gravity and vacuum drainage networks.

Fastening, welding / threaded fitting systems, flanges

Our fastening, welding/threaded fitting systems and flanges represent the correct completion of products to provide a full range which meets the 360° requirements for all installations.

* Except for AesPRES® system



Campi di applicazione

Raccorderie Metalliche offre tutte le soluzioni per l'adduzione e lo scarico di acqua ed il trasporto di svariati fluidi.

I sistemi Pressfitting di Raccorderie Metalliche si distinguono per **semplicità, rapidità e sicurezza**.

- > La **semplicità** è intrinseca nelle caratteristiche del sistema: taglia, innesta e pinza, nessun patentino, nessuna fiamma.
- > La **rapidità** permette di abbattere i tempi di installazione fino al 60% rispetto ai sistemi tradizionali.
- > La **sicurezza** è data dall'assenza di rischi d'incendio e dal mantenimento di un ambiente di lavoro pulito ed ordinato, anche in condizioni di spazio ristretto.

Fields of application

Raccorderie Metalliche offers all possible solutions for the supply and drainage of water and for the transport of diverse fluids.

Raccorderie Metalliche Pressfitting systems stand for **simplicity, speed and security**.

- > **Simplicity** is inherent in the system's characteristics: cut, insert and press, no flame, no licence needed.
- > **Speed of installation** makes it possible to reduce labour time by up to 60% and high safety levels compared to traditional systems.
- > **Security** is provided by the absence of fire risks and by maintaining a clean working environment, even in a restricted work-ing space.

inoxPRES®

steelPRES®

AES PRES®

MARINE PRES®

DRAIN

ISOPRES®

Applicazioni Applications	Acciaio inossidabile Stainless Steel	Acciaio al carbonio Carbon Steel	Rame / Bronzo Copper / Bronze	Cupronichel Copper-nickel	Acciaio inossidabile Stainless Steel	Isolamento Insulation
Acqua potabile Potable Water	✓		✓			✓
Gas metano / GPL Natural Gas / LPG	✓		✓			
Riscaldamento Heating	✓	✓	✓	✓		✓
Raffrescamento Cooling	✓	✓	✓	✓		✓
Solare termico Solar Thermal	✓	✓	✓	✓		
Aria compressa Compressed Air	✓	✓	✓	✓		
Antincendio Fire Protection Systems	✓	✓	✓	✓		
Acque di processo Process Water	✓			✓	✓	
Scarichi Wastewater				✓	✓	
Nebulizzazione Nebulisation	✓					
Silicone free Silicone Free	✓					
Vapore Steam	✓					



Acqua potabile
Potable Water



Gas metano / GPL
Natural Gas / LPG



Riscaldamento
Heating



Raffrescamento
Cooling



Solare termico
Solar Thermal



Aria compressa
Compressed Air



Antincendio
Fire Protection
Systems



Acque di processo
Process Water



Scarichi
Wastewater



Nebulizzazione
Nebulisation



Silicone Free
Silicone Free



Vapore
Steam



Sistemi di raccordi a pressare

PRESS FITTING SYSTEMS

PRESSFITTINGSYSTEME

SYSTÈME À SERTIR

SISTEMA DE ACCESORIOS PARA PRENSAR

Il sistema **pressfitting**

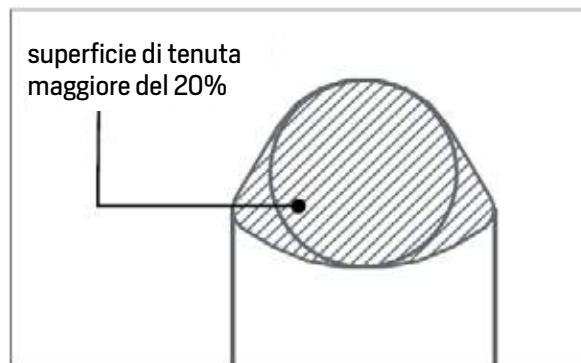
RACCORDERIE METALLICHE utilizza per i propri prodotti la tecnica di giunzione con profilo "M". Durante la pressatura avviene una deformazione a 2 livelli. Il primo livello di resistenza si realizza in seguito alla deformazione meccanica del raccordo e della tuba-

zione, un collegamento indissolubile che garantisce la resistenza meccanica dello stesso. La tenuta idraulica viene garantita dall'O-Ring deformato nella sua sezione: grazie alla sua elasticità, garantisce l'ermeticità permanente della giunzione.

Il profilo dell'anello di tenuta (O-Ring)

I tradizionali sistemi di raccordi a pressione utilizzano anelli di tenuta (O-Ring) a sezione circolare che in caso di lavorazione non appropriata, sono facilmente soggetti ad essere danneggiati. Raccorderie Metalliche usa un'anello di tenuta brevettato a profilo lenticolare (lenring) che aderisce perfettamente alla camera toroidale. Ne conseguono i seguenti vantaggi:

- > Una superficie di tenuta maggiore del 20%;
- > Notevole diminuzione del rischio di danneggiamento dell'anello di tenuta;
- > Facilita l'inserimento del tubo.



Il materiale impiegato nella realizzazione dei raccordi e dei tubi

I raccordi ed i tubi della linea INOXPRES® sono in acciaio inossidabile AISI 316L. A differenza dei tradizionali sistemi in acciaio AISI316, i prodotti INOXPRES® presentano un minor contenuto di carbonio che conferisce all'acciaio una maggiore resistenza alla corrosione.

Anelli di tenuta - Campi di impiego e caratteristiche tecniche

INDICAZIONI TECNICHE	COLORI	TEMPERATURE D'ESERCIZIO MIN / MAX GRADI CELSIUS	PRESSIONE D'ESERCIZIO MAX IN BAR	OMOLOGAZIONE ENORME	CAMPI D'IMPIEGO	INSERITO IN FABBRICA
EPDM	Nero	-20°/+120°	16	KTW W 270 DVGW W 534	Acqua potabile, Riscaldamento Circuiti di raffreddamento, Acque trattate, Acque completamente dissalate, Acqua piovana, Aria compressa (Classe 1÷4)	sì
NBR HNBR	Giallo	-20°/+70°	5	G 260HTB DVGW G 5614	Gas naturale, Gas metano, GPL (fase gassosa)	sì
FKM	Verde	-20°/+220°	16	-	Solare, Aria compressa (Classe 5), Acqua salmastra	sì
STEAM	Bianco	-20°/165°	7	-	Vapore saturo	sì
MVQ	Rosso	-20°/+180°	16	-	Applicazioni industriali dopo la verifica da parte di RM	no

Norma di riferimento
EN 10217-7:2005

WERKSTOFF NR.	C ≤ %	SI ≤ %	MN ≤ %	P ≤ %	S ≤ %	N ≤ %	CR %	MO %	NI %
AlSi316 / W.1.4401	0,07	1	2	0,05	0,02	0,11	16,5	2	10
X5CrNiMo17-12-2									
AlSi316L / W.1.4404	0,03								
X2CrNiMo17-12-2									

Le fasi di **installazione**

Installation process




Attrezzatura per la preparazione del tubo / Tools for the pipe set-up



Macchine e attrezzature per la pressata / Pressing machines and tools



Taglio del tubo / Cutting the pipe to length



Sbavatura del tubo / Deburring the pipe



Controllo O-ring / Checking the sealing ring



Marcatura della profondità d'innesto / Marking the insertion depth



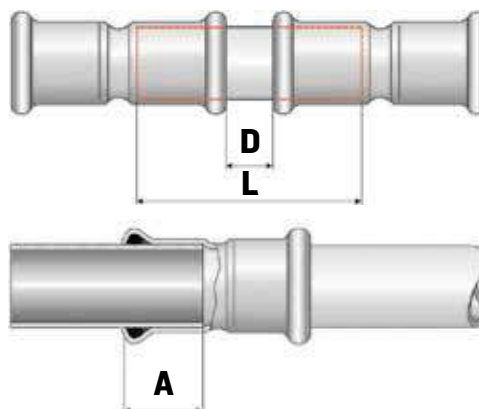
Preparazione della macchina pressatrice / Press machine preparation



Assemblaggio attraverso pressatura / Making the press connection



Controllo della pressatura / Checking the press connection



Profondità d'innesto e distanze minime

Insertion depth and minimum distances
















Diametro esterno tubi in mm Pipe outside diameter in mm	A mm	D mm	L mm
12	18	20	56
15	20	20	60
18	20	20	60
22	21	20	62
28	23	20	66
35	26	20	72
42	30	40	100
54	35	40	110
76,1	55	60	170
88,9	60	60	180
108	75	60	210
139,7	95	100	290
168,3	113	100	326

Certificazioni / Certifications

SETTORE CIVILE / CIVIL SECTOR

		PRODUKTE DER WASSERVERSORGUNG	DW-8511AU2084 (W 534)	Ø 15 – 108 mm
		EDELSTAHLROHR "INOXPRES" - 1.4404	DW-7301 BM3426 (GW 541)	Ø 15 – 108 mm
		EDELSTAHLROHR "INOXPRES" - 1.4521	DW-7301 BT0667	Ø 15 – 54 mm
		ROHRSYSTEM EDELSTAHL "INOXPRES" PRESSFITTINGSYSTEM AUS EDELSTAHL DN 20 BIS DN 80 VERWENDUNG: IN ORTSFESTEN WASSERLÖSCHANLAGEN	G 4060006 (VdS 2344 - VdS 2100)	Ø 22 – 88,9 mm
		TRINKWASSERHAUSINSTALLATIONSSYSTEM = INOXPRES®=	W 1.402 (PW 300)	Ø 15 – 108 mm
		TRINKWASSERVERTEILSYSTEME	0007-4278 (TPW 132)	Ø 15 – 108 mm
		INOXPRES RANGE OF STAINLESS STEEL FITTINGS	1710345	Ø 15 – 108 mm
		SYSTÈMES DE CANALISATIONS DE DISTRIBUTION D'EAU - SYSTÈME INOXPRES	79 - 2217	Ø 15 – 108 mm
		ATTESTATION DE CONFORMITE SANITAIRE - SYSTÈME INOXPRES	14 ACC LY 079	Ø 15 – 108 mm
		PRESSFITTINGS TIL RUSTFRI STÅLRØR INOXPRES RUSTFRI STÅLRØR TIL BRUGSVANDSINSTALLATIONER I BYGNING OG JORD INOXPRES	VA 1.22/19224 VA 1.12/18410	Ø 15 – 108 mm
		INOXPRES PIPES	02/00005	Ø 15 – 108 mm
		PRESSKOPPLINGAR FÖR ROSTFRIA STÅLRÖR	1174/99	Ø 15 – 108 mm
		STAINLESS STEEL PRESS FITTING - INOXPRES® - (WATER SUPPLY) STAINLESS STEEL TUBE - INOXPRES® - (WATER SUPPLY)	K40834/03 K40835/03	Ø 15 – 108 mm
		INOXPRES PRESSFITTINGSSYSTEM I RUSTFRITT STÅL	Nr. 1623	Ø 15 – 108 mm
		INOXPRES PRESSFITTINGSYSTEM	POCC IT. MH08.H26536	Ø 15 – 108 mm
		STAINLESS STEEL INOXPRES CRIMP FITTINGS (WATER SUPPLY)	TEST REPORT ZH 173	Ø 15 – 108 mm
		ROZSDAMENTES ACÉL CSÖVEK ÉS PRÉSIDOMOK INOXPRES	A-2156/2012	Ø 15 – 108 mm
		INOXPRES ELNEVEZÉSŰ FITTINGEK Ø15-108 MM	KEF-4416-2/2016	Ø 15 – 108 mm
		LACZNIKI ZAPRASOWYWANE ZE STALI SYSTEMU INOXPRES I STEELPRES DO LACZENIA RUR ZE STALI	AT-15-7863/2014	Ø 15 – 108 mm
		ATEST HIGIENICZNY - INOXPRES	HK/W/0541/01/2015	Ø 15 – 108 mm
		RURY I KSZTAŁTKI DN 20 DO DN 65, ZE STALI NIERDZEWNEJ, SYSTEM INOXPRES	AT-1106-0269/2010/2015	Ø 22 – 76,1 mm
		SYSTEM OF STAINLESS STEEL PIPES AND STAINLESS COMPRESSING FITTINGS INOXPRES	AO 202/C5/2016	Ø 15 – 108 mm
		CONFORMITÀ AL DECRETO MINISTERIALE 174/2004	TIFQ-0311R99	Ø 15 – 108 mm
		WATER SUPPLY - METALLIC FITTINGS AND END CONNECTORS; STAINLESS STEEL PIPES AND TUBE FOR PRESSURE APPLICATIONS	WMK25928 WMK25929	Ø 15 – 108 mm

Certificazioni / Certifications**SETTORE NAVALE / SHIPYARD SECTOR**

		PIPE COUPLING WITH O-RING SEAL INOXPRES SYSTEM	38058/A0 BV	Ø 15 – 108 mm
		TUBE FITTINGS – INOXPRES	P-14757	Ø 15 – 108 mm
		PRESS FIT SYSTEM OF COMPRESSION TYPE FOR PIPING SYSTEMS	15/20055	Ø 15 – 108 mm
		INOXPRES PIPE PENETRATION (STANDARD FIRE TEST) Ø 15–108 MM 	MED 1650182 – SASF160204	Ø 15 – 108 mm
		GIUNTI MECCANICI PER TUBOLATURE – INOXPRES MECHANICAL JOINTS FOR PIPES – INOXPRES	MAC – 011614CS/001 – 002	Ø 15 – 108 mm
		INOXPRES, PIPING SYSTEM AND FITTING	14-GE1273370-PDA	Ø 15 – 108 mm
		INOXPRES, MECHANICAL JOINTS	ML 16T00012	Ø 15 – 108 mm

Campi di applicazione / Fields of application

Acqua potabile
Potable water



Riscaldamento
Heating



Raffrescamento
Cooling



**Solare termico con
O-Ring FKM**
Solar thermal with
FKM O-Ring



Aria compressa
Compressed air




Antincendio
Fire protection systems



Acque di processo
Process water

inoxPRES O-ring EPDM

Nero | Black | Schwarz | Noir | Negro



Luglio 2018
July 2018**116/200 - 260 6 m**

≤54 B 30 31


76÷108 B 30 32

≥139 B 30 36

**TUBO PER ACQUA
POTABILE E GAS**

- PIPE FOR POTABLE WATER AND GAS
- ROHR FÜR TRINKWASSER UND GAS
- TUBE POUR L'EAU POTABLE ET LE GAZ
- TUBO PARA EL AGUA POTABLE Y EL GAS

NORM: EN 10217-7 (DIN 17455) - EN 10312**Mat. Nr.: 1.4404 (AISI 316L) L=6 m****Crudo - Not annealed - Ungelüht - Non-hypertrempé - Crudo**

CODE	Dimensions mm x mm	Ø int mm	L m	 kg/m	Volume l/m	Minimum package m	Bundle m	€/m
116015200	15 x 1,0	13	6	0,351	0,133	60	1014	8,23
116018200	18 x 1,0	16	6	0,426	0,201	60	1014	9,36
116022200	22 x 1,2	19,6	6	0,625	0,302	60	762	13,05
116028200	28 x 1,2	25,6	6	0,805	0,514	30	546	16,46
116035200	35 x 1,5	32	6	1,258	0,804	30	546	24,87
116042200	42 x 1,5	39	6	1,521	1,194	30	366	29,72
116054200	54 x 1,5	51	6	1,972	2,042	30	366	38,17
116076200	76,1 x 2,0	72,1	6	3,711	4,080	6	114	70,27
116088200	88,9 x 2,0	84,9	6	4,352	5,660	6	114	81,35
116108200	108 x 2,0	104	6	5,308	8,490	6	114	100,07
NEW 116139200	139,7 x 2,0	135,7	6	6,896	14,460	6	60	163,84
NEW 116168200	168,3 x 2,0	164,3	6	8,328	21,200	6	60	179,77
NEW 116139260	139,7 x 2,6	134,5	6	8,936	14,210	6	60	291,06
NEW 116168260	168,3 x 2,6	163,1	6	10,801	20,890	6	60	339,57

Luglio 2018
July 2018**NEW****116/203 3 m**


≤54 B 30 31

76÷108 B 30 32

**TUBO PER ACQUA
POTABILE E GAS**

- PIPE FOR POTABLE WATER AND GAS
- ROHR FÜR TRINKWASSER UND GAS
- TUBE POUR L'EAU POTABLE ET LE GAZ
- TUBO PARA EL AGUA POTABLE Y EL GAS


NORM: EN 10217-7 (DIN 17455) - EN 10312**Mat. Nr.: 1.4404 (AISI 316L) L=3 m****Crudo - Not annealed - Ungelüht - Non-hypertrempé - Crudo**

CODE	Dimensions mm x mm	Ø int mm	L m	 kg/m	Volume l/m	Minimum package m	€/m
116015203	15 x 1,0	13	3	0,351	0,133	60	8,64
116018203	18 x 1,0	16	3	0,426	0,201	60	9,84
116022203	22 x 1,2	19,6	3	0,625	0,302	36	13,70
116028203	28 x 1,2	25,6	3	0,805	0,514	30	17,28
116035203	35 x 1,5	32	3	1,258	0,804	18	26,10
116042203	42 x 1,5	39	3	1,521	1,194	12	31,21
116054203	54 x 1,5	51	3	1,972	2,042	12	40,09
116076203	76,1 x 2,0	72,1	3	3,711	4,080	6	73,77
116088203	88,9 x 2,0	84,9	3	4,352	5,660	6	85,42
116108203	108 x 2,0	104	3	5,308	8,490	6	105,08

Luglio 2018
July 2018**116/300 6 m**
≤54 B 30 31
76÷108 B 30 32
TUBO PER ACQUA POTABILE E GAS

- PIPE FOR POTABLE WATER AND GAS
- ROHR FÜR TRINKWASSER UND GAS
- TUBE POUR L'EAU POTABLE ET LE GAZ
- TUBO PARA EL AGUA POTABLE Y EL GAS


NORM: EN 10217-7 (DIN 17455) - EN 10312
Mat. Nr.: 1.4404 (AISI 316L) L=6 m
Ricotto - Annealed - Geglüht - Hypertrempé - Recocido

CODE	Dimensions mm x mm	Ø int mm	L m	 kg/m	Volume l/m	Minimum package m	Bundle m	€/m
116015300	15 x 1,0	13	6	0,351	0,133	60	1014	11,66
116018300	18 x 1,0	16	6	0,426	0,201	60	1014	12,54
116022300	22 x 1,2	19,6	6	0,625	0,302	60	762	16,82
116028300	28 x 1,2	25,6	6	0,805	0,514	30	546	20,64
116035300	35 x 1,5	32	6	1,258	0,804	30	546	30,41
116042300	42 x 1,5	39	6	1,521	1,194	30	366	36,46
116054300	54 x 1,5	51	6	1,972	2,042	30	366	46,23
116076300	76,1 x 2,0	72,1	6	3,711	4,080	6	114	85,12
116088300	88,9 x 2,0	84,9	6	4,352	5,660	6	114	99,87
116108300	108 x 2,0	104	6	5,308	8,490	6	114	122,57

Luglio 2018
July 2018**116/030 6 m****B 30 33****TUBO PER ACQUA POTABILE**

- TUBE FOR POTABLE WATER
- ROHR FÜR TRINKWASSER
- TUBE POUR L'EAU POTABLE
- TUBO PARA EL AGUA POTABLE

NORM: EN 10217-7 (DIN 17455) - EN 10312
Mat. Nr.: 1.4521 (AISI 444) L=6 m
Ricotto - Annealed - Geglüht - Hypertrempé - Recocido

CODE	Dimensions mm x mm	Ø int mm	L m	 kg/m	Volume l/m	Minimum package m	Bundle m	€/m
116015030	15 x 1,0	13	6	0,351	0,133	60	1014	6,17
116018030	18 x 1,0	16	6	0,426	0,201	60	1014	7,12
116022030	22 x 1,2	19,6	6	0,625	0,302	60	762	10,23
116028030	28 x 1,2	25,6	6	0,805	0,514	30	546	13,17
116035030	35 x 1,5	32	6	1,258	0,804	30	546	19,86
116042030	42 x 1,5	39	6	1,521	1,194	30	366	24,13
116054030	54 x 1,5	51	6	1,972	2,042	30	366	30,95

Luglio 2018
July 2018**114/200 6 m**


≤54 B 30 34

76÷108 B 30 35

**TUBO PER ARIA
COMPRESSA - SERIE 2**

- TUBE FOR COMPRESSED AIR - RANGE 2
- ROHR FÜR DRUCKLUFT - SERIE 2
- TUBE POUR L'AIR COMPRIMÉ - SÉRIE 2
- TUBO PARA AIRE COMPRIMIDO - SERIE 2

NORM: EN 10217-7 (DIN 17455)**Mat. Nr.: 1.4301 (AISI 304) L=6 m****Crudo - Not annealed - Ungelüht - Non-hypertrempé - Crudo**

CODE	Dimensions mm x mm	Ø int mm	L m	 kg/m	Volume l/m	Minimum package m	Bundle m	€/m
114015200	15 x 1,0	13	6	0,351	0,133	60	1014	5,96
114018200	18 x 1,0	16	6	0,426	0,201	60	1014	7,02
114022200	22 x 1,2	19,6	6	0,625	0,302	60	762	9,91
114028200	28 x 1,2	25,6	6	0,805	0,514	30	546	12,75
114035200	35 x 1,5	32	6	1,258	0,804	30	546	19,24
114042200	42 x 1,5	39	6	1,521	1,194	30	366	23,68
114054200	54 x 1,5	51	6	1,972	2,042	30	366	31,35
114076200	76,1 x 2,0	72,1	6	3,711	4,080	6	114	59,80
114088200	88,9 x 2,0	84,9	6	4,352	5,660	6	114	63,02
114108200	108 x 2,0	104	6	5,308	8,490	6	114	68,06

Luglio 2018
July 2018**NEW****114/202 2 m**


≤54 B 30 34

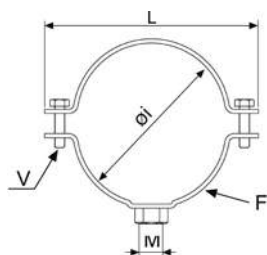
76÷108 B 30 35

**TUBO PER ARIA
COMPRESSA - SERIE 2**

- TUBE FOR COMPRESSED AIR - RANGE 2
- ROHR FÜR DRUCKLUFT - SERIE 2
- TUBE POUR L'AIR COMPRIMÉ - SÉRIE 2
- TUBO PARA AIRE COMPRIMIDO - SERIE 2

NORM: EN 10217-7 (DIN 17455)**Mat. Nr.: 1.4301 (AISI 304) L=2 m****Crudo - Not annealed - Ungelüht - Non-hypertrempé - Crudo**

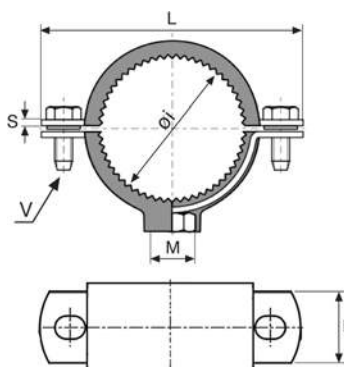
CODE	Dimensions mm x mm	Ø int mm	L m	 kg/m	Volume l/m	Minimum package m	€/m
114015202	15 x 1,0	13	2	0,351	0,133	60	6,44
114018202	18 x 1,0	16	2	0,426	0,201	60	7,57
114022202	22 x 1,2	19,6	2	0,625	0,302	30	10,71
114028202	28 x 1,2	25,6	2	0,805	0,514	30	13,77
114035202	35 x 1,5	32	2	1,258	0,804	18	20,77
114042202	42 x 1,5	39	2	1,521	1,194	12	25,57
114054202	54 x 1,5	51	2	1,972	2,042	12	33,86
114076202	76,1 x 2,0	72,1	2	3,711	4,080	6	64,59
114088202	88,9 x 2,0	84,9	2	4,352	5,660	6	68,06
114108202	108 x 2,0	104	2	5,308	8,490	6	73,51

**156****COLLARE PER TUBO INOXPRES**

- CLAMP FOR INOXPRES PIPE
- ROHRSCHELLE FÜR INOXPRES ROHR
- COLLIER POUR TUBE INOXPRES
- ABRAZADERA PARA TUBO INOXPRES

MATERIAL: AISI 304 / W. 1.4301**NOTE:** dado saldato con puntatura elettrica
spot welded nut**A 50 50**Luglio 2018
July 2018

CODE	Øi mm	M	F Lg x Sp mm	V mm	L mm			€
156015304	15	M 8	20 x 2,5	M 6 x 20	48	54	50	3,23
156308304	18	M 8	20 x 2,5	M 6 x 20	53,5	60	50	3,23
156102304	22	M 8	20 x 2,5	M 6 x 20	58	68	50	3,11
156304304	28	M 8	20 x 2,5	M 6 x 20	63,5	74	50	3,22
156100304	35	M 8	20 x 2,5	M 6 x 20	70	82	50	3,61
156114304	42	M 8	20 x 2,5	M 6 x 20	79	92	50	3,99
156054304	54	M 8	20 x 2,5	M 6 x 20	94	108	50	4,70
156212304	76,1	M 10	30 x 2,5	M 6 x 25	115	205	20	8,08
156300304	88,9	M 10	30 x 2,5	M 6 x 25	128	230	20	8,82
156108304	108	M 10	30 x 2,5	M 6 x 25	149	268	20	10,21

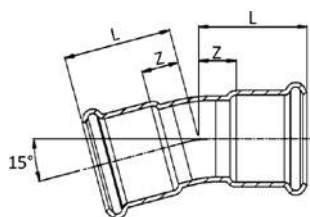
Conforme a
Conform to
Entsprechend
Correspondant
Conforme a la**DIN 4109****156/G****COLLARE GOMMA PER TUBO INOXPRES**

- CLAMP WITH RUBBER FOR INOXPRES PIPE
- ROHRSCHELLE MIT GUMMIEINLAGE FÜR INOXPRES ROHR
- COLLIER DE FIXATION GARNITURE ISOPHONIQUE POUR TUBE INOXPRES
- ABRAZADERA ISOFÓNICA PARA TUBO INOXPRES

VULCANIZED RUBBER:EPDM (-20°
C/+120° C)
durezza/hardness
55 Shore**MATERIAL:** AISI 304 / W. 1.4301**NOTE:** dado saldato con puntatura elettrica
spot welded nut**A 50 50**Luglio 2018
July 2018

CODE	M	Øi mm	V mm	B mm	S mm	L mm			€
156150304G	M 8	15	M 6 x 20	20	2	58	72	50	6,09
156308304G	M 8	18	M 6 x 20	20	2	58	76	50	6,09
156102304G	M 8	22	M 6 x 20	20	2	63,5	86	50	6,21
156304304G	M 8	28	M 6 x 20	20	2	70	94	50	6,45
156100304G	M 8	35	M 6 x 20	20	2	79	112	50	6,84
156114304G	M 8	42	M 6 x 20	20	2	85	120	50	7,96
156112304G	M 8	54	M 6 x 20	20	2	97	142	50	8,69
156212304G	M 10	76,1	M 6 x 25	30	2	128	308	10	13,20
156300304G	M 10	88,9	M 6 x 25	30	2	148	346	10	14,30
156108304G*	M 8/10	108	M 6 x 20	20	2	168	160	10	17,26




*Gomma staccabile - Detachable rubber - Abnehmbare Gummi - Caoutchouc amovible - Goma desmontable

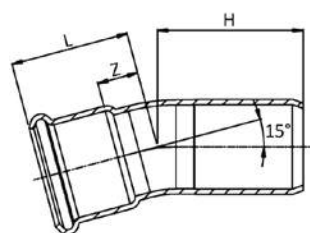
**181/150**
≤54 B 10 11
76÷108 B 10 12
CURVA 15° FF

- 15° ELBOW FF
- BOGEN 15° II
- COUDE FF 15°
- CURVA 15° HH

MATERIAL: AISI 316L – 1.4404**O-RING:** EPDM nero – black – Schwarz – noir – negro




NEW

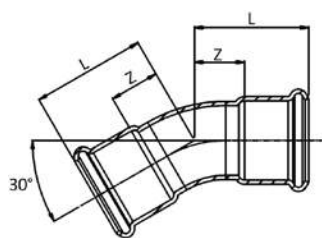
CODE	De mm	L mm	Z mm	 g			€
181015150	15	30	10	50	20	300	11,21
181018150	18	32	12	52	20	300	12,40
181022150	22	33	12	82	20	100	14,39
181028150	28	36	13	112	10	100	17,33
181035150	35	37	11	123	10	60	22,20
181042150	42	42	12	175	4	40	32,04
181054150	54	49	12	268	2	20	41,14
181076150	76,1	186	131	900	2	2	153,43
181088150	88,9	211	147	1250	2	2	182,82
181108150	108	247	169	1700	2	2	249,27

**181/151**
≤54 B 10 11
76÷108 B 10 12
CURVA 15° MF

- 15° ELBOW MF
- BOGEN 15° IA
- COUDE MF 15°
- CURVA 15° HM

MATERIAL: AISI 316L – 1.4404**O-RING:** EPDM nero – black – Schwarz – noir – negro

CODE	De mm	L mm	H mm	Z mm	 g			€
181015151	15	30	40	10	50	20	300	11,21
181022151	22	33	41	12	82	20	100	13,58
181028151	28	36	43	13	112	10	100	16,16
181035151	35	37	41	11	133	10	60	20,67
181042151	42	42	47	12	195	4	40	30,85
181054151	54	49	55	13	293	2	20	39,56
181076151	76,1	186	194	131	900	2	2	140,78
181088151	88,9	211	219	147	1250	2	2	168,05
181108151	108	247	256	169	1700	2	2	229,51

**181/300**




≤54 B 10 11

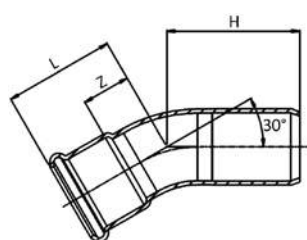
76÷108 B 10 12

CURVA 30° FF

- 30° ELBOW FF
- BOGEN 30° II
- COUDE FF 30°
- CURVA 30° HH

MATERIAL: AISI 316L – 1.4404**O-RING:** EPDM nero – black – Schwarz – noir – negro

CODE	De mm	L mm	Z mm				€
181015300	15	33	13	50	20	300	11,21
NEW 181018300	18	32	12	52	20	300	12,40
181022300	22	37	16	82	20	100	14,39
181028300	28	41	18	112	10	100	17,33
181035300	35	37	11	123	10	60	22,20
181042300	42	44	14	175	4	40	32,04
181054300	54	52	17	268	2	20	41,14
181076300	76,1	100	55	900	2	2	153,43
181088300	88,9	115	64	1250	2	2	182,82
181108300	108	127	68	1700	2	2	249,27

**181/301**




≤54 B 10 11

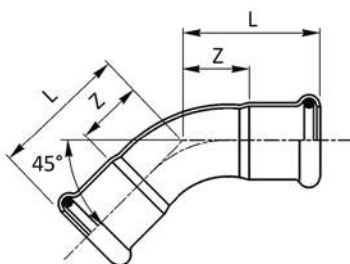
76÷108 B 10 12

CURVA 30° MF

- 30° ELBOW MF
- BOGEN 30° IA
- COUDE MF 30°
- CURVA 30° HM

MATERIAL: AISI 316L – 1.4404**O-RING:** EPDM nero – black – Schwarz – noir – negro

CODE	De mm	L mm	H mm	Z mm				€
181015301	15	33	43	13	50	20	300	11,21
181022301	22	37	46	16	82	20	100	13,58
181028301	28	41	48	18	112	10	100	16,16
181035301	35	37	46	11	133	10	60	20,67
181042301	42	44	54	14	195	4	40	30,85
181054301	54	52	63	17	293	2	20	39,56
181076301	76,1	100	108	55	900	2	2	140,78
181088301	88,9	115	123	64	1250	2	2	168,05
181108301	108	127	136	68	1700	2	2	229,51

**181/450****CURVA 45° FF**




- 45° ELBOW FF
- BOGEN 45° II
- COUDE FF 45°
- CURVA 45° HH

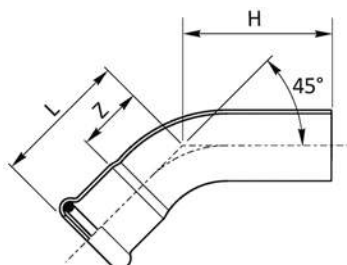
MATERIAL: AISI 316L - 1.4404**O-RING:** EPDM nero - black - Schwarz - noir - negro

≤54 B 10 11

76÷108 B 10 12

≥139 B 10 17

CODE	De mm	L mm	Z mm				€
181015450	15	36	16	50	20	300	10,91
181018450	18	37	17	64	20	300	12,07
181022450	22	41	20	82	20	100	14,01
181028450	28	47	24	112	10	100	16,86
181035450	35	43	17	127	10	60	19,26
181042450	42	51	21	177	4	40	31,19
181054450	54	62	30	273	2	20	40,04
181076450	76,1	131,5	76,5	900	2	2	133,10
181088450	88,9	144	84	1250	2	2	158,60
181108450	108	169	94	1700	2	2	216,26
NEW 181139450	139,7	203	108	3052	1	1	472,00
NEW 181168450	168,3	252	139	4556	1	1	612,00

**181/451****CURVA 45° MF**




- 45° ELBOW MF
- BOGEN 45° IA
- COUDE MF 45°
- CURVA 45° HM

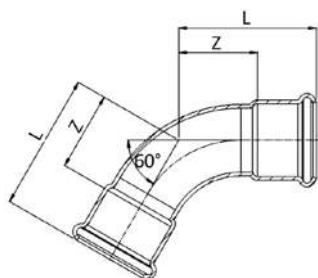
MATERIAL: AISI 316L - 1.4404**O-RING:** EPDM nero - black - Schwarz - noir - negro

≤54 B 10 11

76÷108 B 10 12

≥139 B 10 17

CODE	De mm	L mm	H mm	Z mm				€
181015451	15	36	49	16	50	20	300	10,91
181018451	18	37	43	17	64	20	300	11,68
181022451	22	41	48	20	82	20	100	13,22
181028451	28	47	54,5	22	112	10	100	15,73
181035451	35	43	57,5	17	132	10	60	17,94
181042451	42	51	72	21	196	4	40	30,02
181054451	54	62	82	26	296	2	20	38,50
181076451	76,1	131,5	149	76,5	900	2	2	122,13
181088451	88,9	144	159	84	1250	2	2	145,78
181108451	108	169	199	94	1700	2	2	199,11
NEW 181139451	139,7	203	210	108	2947	1	1	472,00
NEW 181168451	168,3	252	139	253	4346	1	1	612,00

**181/600**




≤54 B 10 11

76÷108 B 10 12

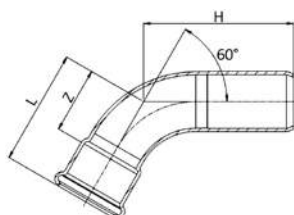
CURVA 60° FF

- 60° ELBOW FF
- BOGEN 60° II
- COUDE FF 60°
- CURVA 60° HH

MATERIAL: AISI 316L – 1.4404**O-RING:** EPDM nero – black – Schwarz – noir – negro

CODE	De mm	L mm	Z mm				€
181015600	15	30,5	10,5	41	20	300	11,21
181018600	18	32	12	50	20	300	12,40
181022600	22	36	15	68	20	100	14,39
181028600	28	42	19	98	10	100	17,33
181035600	35	50	24	141	10	60	22,20
181042600	42	59	29	204	4	40	32,04
181054600	54	72,5	37	313	2	20	41,14
181076600	76,1	146,5	91,5	1178	2	2	153,43
181088600	88,9	162	102	1517	2	2	182,82
181108600	108	190	115	2194	2	2	249,27

NEW

**181/601**




≤54 B 10 11

76÷108 B 10 12

CURVA 60° MF

- 60° ELBOW MF
- BOGEN 60° IA
- COUDE MF 60°
- CURVA 60° HM

MATERIAL: AISI 316L – 1.4404**O-RING:** EPDM nero – black – Schwarz – noir – negro

CODE	De mm	L mm	H mm	Z mm				€
181015601	15	30,5	39	10,5	40	20	300	11,21
181022601	22	36	46	15	68	20	100	13,58
181028601	28	42	51	19	98	10	100	16,16
181035601	35	50	64	24	149	10	60	20,67
181042601	42	59	80	29	220	4	40	30,85
181054601	54	72,5	92,5	37	332	2	20	39,56
181076601	76,1	146,5	164	91,5	1179	2	2	140,78
181088601	88,9	162	177	102	1503	2	2	168,05
181108601	108	190	205	115	2148	2	2	229,51

OVER SIZE!

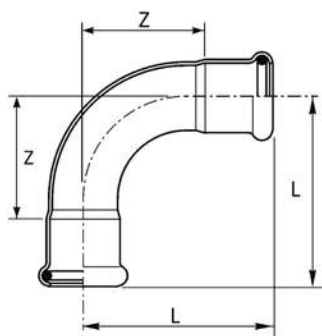
AISI 316L Stainless Steel

5" - 6"

Ø 139,7

Ø 168,3



**181/900****CURVA 90° FF**




- 90° ELBOW FF
- BOGEN 90° II
- COUDE FF 90°
- CURVA 90° HH

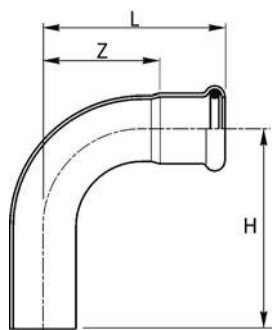
MATERIAL: AISI 316L – 1.4404**O-RING:** EPDM nero - black - Schwarz - noir - negro

≤54 B 10 11

76÷108 B 10 12

≥139 B 10 17

CODE	De mm	L mm	Z mm				€
181015900	15	50	30	58	20	300	8,32
181018900	18	54	34	72	20	200	9,52
181022900	22	60	39	102	10	100	11,50
181028900	28	73	50	143	10	50	15,29
181035900	35	68	42	162	5	50	23,96
181042900	42	80	50	231	2	30	41,12
181054900	54	100	64	367	2	18	57,38
181076900	76,1	160	105	1150	2	2	135,42
181088900	88,9	182	122	1580	2	2	164,72
181108900	108	220	145	2250	2	2	224,68
NEW 181139900	139,7	314	219	4082	1	1	480,00
NEW 181168900	168,3	386	273	6059	1	1	620,00

**181/901****CURVA 90° MF**




- 90° ELBOW MF
- BOGEN 90° IA
- COUDE MF 90°
- CURVA 90° HM

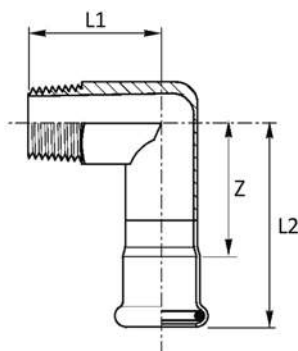
MATERIAL: AISI 316L – 1.4404**O-RING:** EPDM nero - black - Schwarz - noir - negro

≤54 B 10 11

76÷108 B 10 12

≥139 B 10 17

CODE	De mm	L mm	H mm	Z mm				€
181015901	15	50	63	30	58	20	300	8,73
181018901	18	54	63	34	72	20	200	9,91
181022901	22	60	71	39	102	10	100	11,89
181028901	28	73	81	50	143	10	50	14,89
181035901	35	68	82	42	176	5	50	21,94
181042901	42	80	101	50	253	2	30	39,84
181054901	54	100	120	64	390	2	18	57,71
181076901	76,1	160	180	105	1150	2	2	139,29
181088901	88,9	182	197	122	1580	2	2	169,42
181108901	108	220	236	145	2250	2	2	231,11
NEW 181139901	139,7	314	322	219	3984	1	1	480,00
NEW 181168901	168,3	386	404	273	5991	1	1	620,00



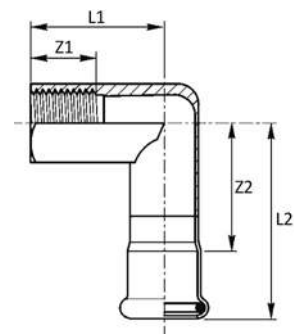
197

GOMITO MISTO 90° FILETTO M

- ELBOW ADAPTER 90° WITH MALE THREAD
- ÜBERGANGSWINKEL 90° AG
- EQUERRE 90° AVEC FILETAGE M
- CODO MACHO

MATERIAL: AISI 316L – 1.4404**O-RING:** EPDM nero – black – Schwarz – noir – negro**THREAD:** EN 10226-1 (ex ISO 7/1)

CODE	De x R mm x inch	L1 mm	L2 mm	Z mm				€
197102015	15 x 1/2"	37	57	37	94	10	200	15,35
197102018	18 x 1/2"	37	57	38	105	10	200	16,64
197102022	22 x 1/2"	39	58,5	37,5	149	10	100	16,84
197304022	22 x 3/4"	39	61	40	149	10	100	21,36
197304028	28 x 3/4"	39	61	38	230	5	50	31,64
197100028	28 x 1"	44	68	45	246	5	50	28,51
197114035	35 x 1 1/4"	49	75	49	378	5	40	40,97
197112042	42 x 1 1/2"	54	84	54	468	2	30	70,42
197200054	54 x 2"	60	95	60	720	2	20	89,45



198

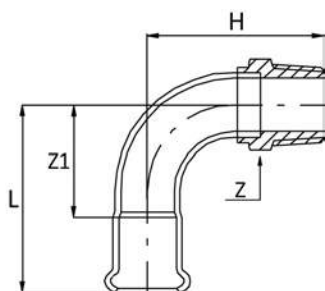
GOMITO MISTO 90° FILETTO F

- ELBOW ADAPTER 90° WITH FEMALE THREAD
- ÜBERGANGSWINKEL 90° IG
- EQUERRE 90° AVEC FILETAGE F
- CODO HEMBRA

MATERIAL: AISI 316L – 1.4404**O-RING:** EPDM nero – black – Schwarz – noir – negro**THREAD:** EN 10226-1 (ex ISO 7/1)

CODE	De x Rp mm x inch	L1 mm	L2 mm	Z1 mm	Z2 mm				€
198102015	15 x 1/2"	38	57	15	37	104	10	200	17,60
198304015	15 x 3/4"	34	38	15	18	110	10	200	23,61
198102018	18 x 1/2"	39	58	15	38	120	10	200	20,22
198102022	22 x 1/2"	41	58,5	15	37,5	172	10	100	22,55
198304022	22 x 3/4"	46	61	19	40	172	10	100	24,68
198102028	28 x 1/2"	44	62	15	39	200	5	50	24,04
198100028	28 x 1"	54	68	19	45	304	5	50	32,20
198114035	35 x 1 1/4"	63	75	21	49	420	5	40	53,10
198112042	42 x 1 1/2"	70,5	84	27	54	480	2	20	58,32
198200054	54 x 2"	80	95	32	60	730	2	10	68,10

B 10 11



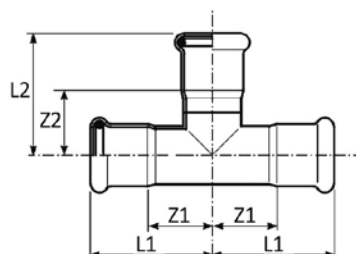
186

CURVA FILETTATA 90° FILETTO M

- 90° ELBOW BSP
- BOGEN 90° MIT AG
- COUDE 90° AVEC FILETAGE M
- CODO A 90° MF

MATERIAL: AISI 316L – 1.4404**O-RING:** EPDM nero – black – Schwarz – noir – negro**THREAD:** EN 10226-1 (ex ISO 7/1)

CODE	De x R mm x inch	L mm	Z mm	Z1 mm	H mm				€
186102015	15 x 1/2"	50	24	30	54	56	20	300	25,55
186102018	18 x 1/2"	54	24	34	59	70	20	200	26,79
186304022	22 x 3/4"	60	30	39	69	92	10	100	31,31
186100028	28 x 1"	73	36	50	80	133	10	50	37,11
186100035	35 x 1"	68	41	42	85	277	5	50	43,86
186114035	35 x 1"1/4	68	46	42	89	324	5	40	47,00
186114042	42 x 1"1/4	80	50	50	107	438	2	20	54,82
186112042	42 x 1"1/2	80	55	50	107	340	2	20	55,64
186200054	54 x 2"	100	65	65	141,5	515	2	12	63,50



182

"T"

- EQUAL TEE
- T-STÜCK
- TÉ ÉGAL
- TE IGUAL HHH

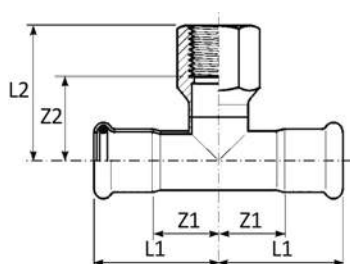
MATERIAL: AISI 316L – 1.4404**O-RING:** EPDM nero – black – Schwarz – noir – negro

≤54 B 10 11

76÷108 B 10 12

≥139 B 10 17

CODE	De mm	L1 mm	L2 mm	Z1 mm	Z2 mm				€
182015000	15	34	39	14	19	67	20	200	13,84
182018000	18	37	41	16	21	80	20	100	16,20
182022000	22	39	45	18	24	106	10	100	17,35
182028000	28	44	50	21	27	145	10	50	21,16
182035000	35	51	57	25	31	201	4	32	26,39
182042000	42	59	65	28	35	260	4	20	37,31
182054000	54	70	77	34	42	404	2	12	44,50
182076000	76,1	108	118	52	63	1275	2	2	251,46
182088000	88,9	132	131	72	71	1535	2	2	275,34
182108000	108	155	159	74	84	2115	2	2	339,37
NEW 182139000	139,7	197	222	102	127	4129	1	1	700,00
NEW 182168000	168,3	257	268	144	155	6321	1	1	880,00



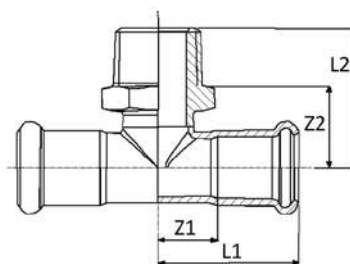
189

 ≤54 B 10 11
 76÷108 B 10 12
"T" CON DERIVAZIONE FILETTO F

- BRANCH TEE FEMALE BSP OUTLET
- T-STÜCK MIT ABGANG IG
- TÉ MIXTE AVEC FILETAGE F
- TE HEMBRA ROSCADA

MATERIAL: AISI 316L - 1.4404**O-RING:** EPDM nero - black - Schwarz - noir - negro**THREAD:** EN 10226-1 (ex ISO 7/1)

CODE	De x Rp x De mm x inch x mm	L1 mm	L2 mm	Z1 mm	Z2 mm				€
189102015	15 x 1/2" x 15	34	40	13	25	90	20	100	15,49
189102018	18 x 1/2" x 18	37	42	16	27	101	20	100	15,90
189304018	18 x 3/4" x 18	37	45	16	28	122	20	100	17,98
189102022	22 x 1/2" x 22	39	44	18	29	138	10	100	17,49
189304022	22 x 3/4" x 22	39	47	18	31	143	10	100	19,95
189102028	28 x 1/2" x 28	44	47	21	32	169	10	50	19,24
189304028	28 x 3/4" x 28	44	50	21	33	185	10	50	22,87
189100028	28 x 1" x 28	44	53	21	34	246	5	50	36,15
189102035	35 x 1/2" x 35	51	51	25	36	197	5	50	23,06
189304035	35 x 3/4" x 35	51	54	25	37	205	5	40	27,95
189100035	35 x 1" x 35	51	56	25	37	282	5	40	44,67
189102042	42 x 1/2" x 42	59	54	29	39	271	4	32	27,95
189304042	42 x 3/4" x 42	59	57	29	41	277	4	32	30,62
189100042	42 x 1" x 42	59	60	29	41	346	4	32	48,94
189102054	54 x 1/2" x 54	70	61	34	46	377	2	14	33,78
189304054	54 x 3/4" x 54	70	64	34	48	391	2	14	36,61
189200054	54 x 2" x 54	70	81	34	55	838	2	10	73,61
189304076	76,1 x 3/4" x 76,1	108	77	52	60	1040	2	2	217,96
189200076	76,1 x 2" x 76,1	108	93	52	67	1495	2	2	238,36
189304088	88,9 x 3/4" x 88,9	132	84	72	67	1255	2	2	235,13
189200088	88,9 x 2" x 88,9	132	100	72	74	1720	2	2	247,52
189304108	108 x 3/4" x 108	155	94	74	77	1700	2	2	288,18
189200108	108 x 2" x 108	155	110	74	84	2160	2	2	305,53



189/M

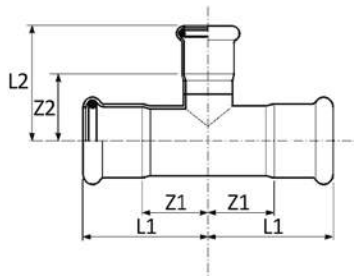
B 10 11

"T" CON DERIVAZIONE FILETTO M

- BRANCH TEE MALE BSP OUTLET
- T-STÜCK MIT ABGANG AG
- TÉ MIXTE AVEC FILETAGE M
- TE ROSCADO MACHO

MATERIAL: AISI 316L - 1.4404**O-RING:** EPDM nero - black - Schwarz - noir - negro**THREAD:** EN 10226-1 (ex ISO 7/1)

CODE	De x R x De mm x inch x mm	L1 mm	L2 mm	Z1 mm	Z2 mm				€
189102015M	15 x 1/2" x 15	34,5	34	14,5	20	80	20	100	22,58

**192****"T" RIDOTTO**




- REDUCING TEE
- T-STÜCK MIT REDUZIERTEM ABGANG
- TÉ RÉDUIT
- TE REDUCIDA HHH

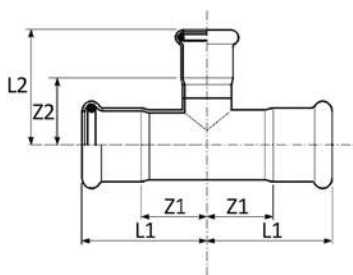
MATERIAL: AISI 316L – 1.4404**O-RING:** EPDM nero – black – Schwarz – noir – negro

≤54 B 10 11

76÷108 B 10 12

≥139 B 10 17

CODE	De mm	L1 mm	L2 mm	Z1 mm	Z2 mm				€
192018015	18 x 15 x 18	36,5	41	15,5	21	80	20	100	13,88
192022015	22 x 15 x 22	39	43	18	23	95	10	100	14,53
192022018	22 x 18 x 22	39	44	18	23	98	10	100	15,29
192028015	28 x 15 x 28	44	46	21	26	126	10	50	17,57
192028018	28 x 18 x 28	44	46	21	26	130	10	50	18,38
192028022	28 x 22 x 28	44	47	21	26	135	10	50	19,59
192035015	35 x 15 x 35	51	49	25	29	158	5	50	22,87
192035018	35 x 18 x 35	51	50	25	30	163	5	50	23,17
192035022	35 x 22 x 35	51	51	25	30	167	5	50	23,91
192035028	35 x 28 x 35	51	54	25	31	171	5	35	24,87
192042018	42 x 18 x 42	59	54	29	34	232	4	20	33,10
192042022	42 x 22 x 42	59	54	29	33	237	4	20	34,27
192042028	42 x 28 x 42	59	57	29	34	243	4	20	35,03
192042035	42 x 35 x 42	59	61	29	35	272	4	20	35,84
192054018	54 x 18 x 54	70	61	54	41	335	2	16	37,05
192054022	54 x 22 x 54	70	62	34	41	340	2	16	37,80
192054028	54 x 28 x 54	70	65	34	42	345	2	16	39,36
192054035	54 x 35 x 54	70	68	34	42	361	2	16	40,14
192054042	54 x 42 x 54	70	72	34	42	376	2	16	42,13
192076022	76,1 x 22 x 76,1	108	74	52	53	995	2	2	196,65
192076028	76,1 x 28 x 76,1	108	77	52	54	1015	2	2	212,60
192076035	76,1 x 35 x 76,1	108	80	52	54	1025	2	2	228,59
192076042	76,1 x 42 x 76,1	108	84	52	54	1045	2	2	246,62
192076054	76,1 x 54 x 76,1	108	90	52	55	1065	2	2	262,59
192088022	88,9 x 22 x 88,9	132	81	72	60	1220	2	2	208,62
192088028	88,9 x 28 x 88,9	132	84	72	61	1225	2	2	220,59
192088035	88,9 x 35 x 88,9	132	88	72	62	1245	2	2	240,42
192088042	88,9 x 42 x 88,9	132	91	72	61	1255	2	2	253,88
192088054	88,9 x 54 x 88,9	132	97	72	62	1280	2	2	268,81
192088076	88,9 x 76,1 x 88,9	132	125	72	70	1485	2	2	286,69
192108022	108 x 22 x 108	155	91	74	70	1665	2	2	224,15
192108028	108 x 28 x 108	155	94	74	71	1670	2	2	234,79
192108035	108 x 35 x 108	155	97	74	71	1775	2	2	260,09
192108042	108 x 42 x 108	155	101	74	71	1865	2	2	268,81
192108054	108 x 54 x 108	155	107	74	72	1925	2	2	292,61
192108076	108 x 76,1 x 108	155	135	74	80	1930	2	2	306,95
192108088	108 x 88,9 x 108	155	141	74	81	1965	2	2	354,55

**192****“T” RIDOTTO**




- REDUCING TEE
- T-STÜCK MIT REDUZIERTEM ABGANG
- TÉ RÉDUIT
- TE REDUCIDA HHH

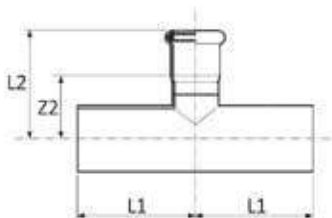
MATERIAL: AISI 316L – 1.4404**O-RING:** EPDM nero – black – Schwarz – noir – negro

≤54 B 10 11

76÷108 B 10 12

≥139 B 10 17

	CODE	De mm	L1 mm	L2 mm	Z1 mm	Z2 mm				€
NEW	192139076	139,7 x 76,1 x 139,7	197	155	102	100	3340	1	1	612,00
NEW	192139088	139,7 x 88,9 x 139,7	197	164	102	104	3435	1	1	628,00
NEW	192139108	139,7 x 108 x 139,7	197	180	102	105	3631	1	1	640,00
NEW	192168076	168,3 x 76,1 x 168,3	257	169	144	114	5050	1	1	740,00
NEW	192168088	168,3 x 88,9 x 168,3	257	178	144	118	5146	1	1	760,00
NEW	192168108	168,3 x 108 x 168,3	257	194	144	119	5340	1	1	780,00
NEW	192168139	168,3 x 139,7 x 168,3	257	221	144	126	5681	1	1	840,00






NEW

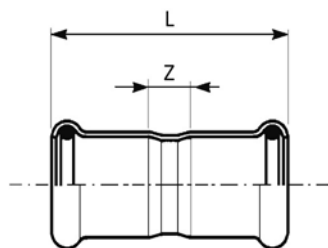
188**“T” RIDOTTO MFM**

- REDUCING TEE MFM
- T-STÜCK MIT REDUZIERTEM ABGANG A/I/A
- TÉ RÉDUIT MFM
- TE REDUCIDA MHM

MATERIAL: AISI 316L – 1.4404**O-RING:** EPDM nero – black – Schwarz – noir – negro

B 10 11

	CODE	De mm	L1 mm	L2 mm	Z2 mm				€
	188028022	28 x 22 x 28	52,5	47	26	134	10	50	26,82
	188035022	35 x 22 x 35	60	50,5	29,5	180	5	50	30,28
	188035028	35 x 28 x 35	60	53,5	30,5	190	5	35	33,11
	188042028	42 x 28 x 42	69	57	34	249	4	20	36,75
	188054028	54 x 28 x 54	73,5	64,5	41,5	330	2	16	41,69

**183/000****MANICOTTO**

- COUPLING
- MUFFE
- MANCHON
- MANGUITO HH

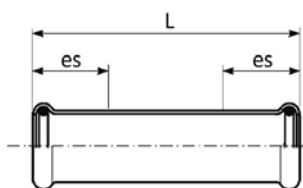
MATERIAL: AISI 316L – 1.4404**O-RING:** EPDM nero – black – Schwarz – noir – negro

≤54 B 10 11

76÷108 B 10 12

≥139 B 10 17

CODE	De mm	L mm	Z mm				€
183015000	15	49	9	35	20	500	5,66
183018000	18	50	10	42	20	300	6,44
183022000	22	53	11	54	20	200	7,41
183028000	28	56	10	71	10	150	8,47
183035000	35	63	10	97	10	100	10,74
183042000	42	72	12	136	4	60	14,54
183054000	54	83	13	198	2	24	17,65
183076000	76,1	142	32	635	4	4	85,66
183088000	88,9	166	46	765	4	4	97,91
183108000	108	203	41	1170	2	2	124,58
NEW 183139000	139,7	250	60	2031	1	1	240,00
NEW 183168000	168,3	300	74	2936	1	1	300,00

**183/001****MANICOTTO
PASSANTE**

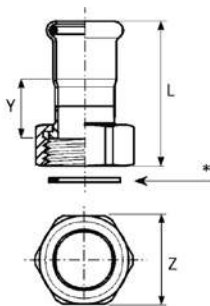
- SLIP COUPLING
- SCHIEBEMUFFE
- MANCHON LONG
- MANGUITO SIN TOPE

MATERIAL: AISI 316L – 1.4404**O-RING:** EPDM nero – black – Schwarz – noir – negro

≤54 B 10 11

76÷108 B 10 12

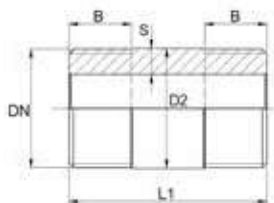
CODE	De mm	L mm	es				€
183015001	15	69	25	56	20	200	10,69
183018001	18	73	25	65	20	200	11,18
183022001	22	79	25	85	20	100	12,95
183028001	28	88,5	30	118	10	100	15,16
183035001	35	102,5	30	141	10	50	19,49
183042001	42	117,5	40	234	4	40	22,68
183054001	54	139	40	321	2	20	28,99
183076001	76,1	230	60	940	2	2	232,94
183088001	88,9	260	70	1240	2	2	264,70
183108001	108	310	80	1835	2	2	327,43

**183/002****MANICOTTO CON DADO FOLLE**

- VALVE CONNECTOR
- ANSCHLUSSVERSCHRAUBUNG
- RACCORD ÉCROU LIBRE
- RÁCOR DOS PIEZAS

MATERIAL: AISI 316L - 1.4404**O-RING:** EPDM nero - black - Schwarz - noir - negro**GASKET:** [*]: EPDM nero - black - Schwarz - noir - negro**THREAD:** ISO 228/1 (ex DIN 259)

CODE	De x G mm x inch	L mm	Z mm	Y mm	Gasket mm				€
183015012	15 x 1/2"	48,5	27	23	18x10 thk 2,5	83	10	250	15,98
183015002	15 x 3/4"	50	30	23	24x14 thk 2,5	66	10	250	16,46
183018012	18 x 1/2"	49	27	23,5	18x10 thk 2,5	91	10	250	17,66
183018002	18 x 3/4"	50	30	23,5	24x14 thk 2,5	65	10	250	18,05
183022012	22 x 3/4"	50	30	19,5	24x14 thk 2,5	78	10	200	21,17
183022002	22 x 1"	52	36	23	30x20 thk 2,5	87	10	200	21,17
183028012	28 x 1"	52	36	19,5	30x20 thk 2,5	105	10	150	26,27
183028002	28 x 1"1/4	57	46	25	39x27 thk 2,5	136	10	150	26,27
183028022	28 x 1"1/2	59	52	22,5	44,5x27 thk 2,5	197	10	150	26,27
183035012	35 x 1"1/4	57,5	46	20,5	39x27 thk 2,5	163	4	60	29,82
183035002	35 x 1"1/2	63	52	26	44,5x34 thk 2,5	186	4	60	29,82
183042022	42 x 1"1/2	63,5	52	21	44,5x34 thk 2,5	217	2	30	40,25
183042012	42 x 1"3/4	68	58	27	50,5x42 thk 2,5	223	2	30	40,25
183042002	42 x 2"	68	64	27	56x42 thk 2,5	266	2	30	52,92
183054022	54 x 2"	72	67	23	56x42 thk 2,5	301	2	20	48,46
183054012	54 x 2"3/8	77	75	30	65,5x53 thk 3	375	2	20	54,14
183054002	54 x 2"1/2	77	81	30	71,5x53 thk 3	439	2	20	75,69



NEW

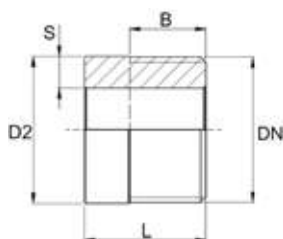
530/I Inoxpres**VITE DI ALLUNGAMENTO (BARILOTTO)**

- BARREL NIPPLE
- ROHRDOPPELNIPPEL
- MAMELON
- ENTRONQUE DOBLE

MATERIAL: AISI 316 - 1.4401**THREAD:** ISO 228/1 (ex DIN 259)

CODE	DN inch	L1 mm	S mm	B mm	D2 mm				€
530100070I	1"	70	7,9	22	33,8	347	1	24	43,13
530114070I	1"1/4	70	9,2	22	42,4	522	1	24	49,22
530112070I	1"1/2	70	8,7	22	48,3	586	1	24	63,67
530134070I	1"3/4	70	8	22	54	635	1	24	71,89
530238070I	2"3/8	70	10	22	70	1026	1	16	102,70

B 10 11



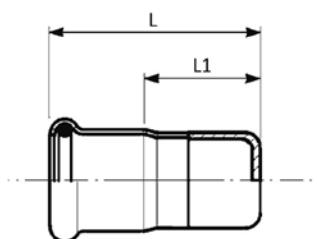
NEW

600/I Inoxpres**TRONCHETTO**

- WELDING NIPPLE
- ANSCHWEISSENDE
- DEMI MAMELON
- ENTRONQUE

MATERIAL: AISI 316 - 1.4401**THREAD:** ISO 228/1 (ex DIN 259)

CODE	DN inch	L mm	S mm	B mm	D2 mm				€
600100035I	1"	35	7,9	22	33,8	174	1	100	23,62
600114035I	1 1/4"	35	9,2	22	42,4	261	1	50	30,81
600112035I	1 1/2"	35	8,7	22	48,3	293	1	50	35,95
600134035I	1 3/4"	35	8	22	54	318	1	50	39,03
600238035I	2 3/8"	35	10	22	70	513	1	20	51,35

**183/003****TAPPO DI CHIUSURA**

- STOP END
- VERSCHLUSSKAPPE
- BOUCHON D'OBTURATION
- TAPÓN

MATERIAL: AISI 316L - 1.4404**O-RING:** EPDM nero - black - Schwarz - noir - negro

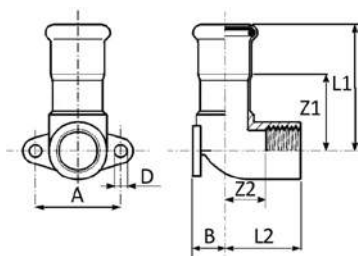
≤54 B 10 11

76÷108 B 10 12

≥139 B 10 17

CODE	De mm	L mm	L1 mm				€
183015003	15	44	24	32	20	500	7,25
183018003	18	44	24	38	20	300	7,55
183022003	22	45	24	51	10	200	8,75
183028003	28	48	25	68	10	150	12,09
183035003	35	52	26	95	5	100	13,77
183042003	42	56	26	126	4	80	21,15
183054003	54	62	27	185	4	40	24,69
183076003	76,1	93	38	540	2	10	46,64
183088003	88,9	99	39	630	2	10	57,74
183108003	108	117	42	935	2	2	71,02
NEW 183139003	139,7	162	67	1380	1	1	192,00
NEW 183168003	168,3	199	86	2038	1	1	220,00

B 10 11

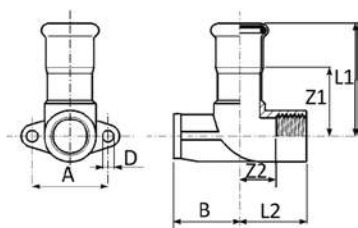
**185/000****GOMITO MISTO 90° FF**

- WALL PLATE ELBOW 90° FF
- DECKENWINKEL 90° I/I
- EQUERRE 90° FF
- CODO PLACA HH

MATERIAL: AISI 316L - 1.4404**O-RING:** EPDM nero - black - Schwarz - noir - negro**THREAD:** EN 10226-1 (ex ISO 7/1)

CODE	De x Rp mm x inch	L1 mm	L2 mm	Z1 mm	Z2 mm	A mm	B mm	D mm				€
185102015	15 x 1/2"	50	30	30	17	34	13	5	98	10	200	20,04
185102018	18 x 1/2"	51	30	31	17	34	13	5	109	10	200	20,79
185304022	22 x 3/4"	55	34	34	19	40	17	6	166	10	100	29,92

B 10 11

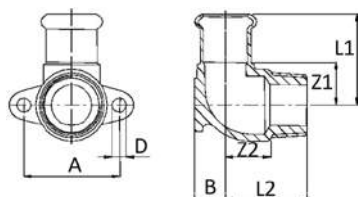
**185/001****GOMITO MISTO 90° FF CON DISTANZIALE**

- EXTENSION WALL PLATE ELBOW 90° FF
- DECKENWINKEL 90°/W - I/I
- EQUERRE 90° FF AVEC SUPPORT D'AVANCEMENT
- CODO PLACA HH CON ESPACIADOR

MATERIAL: AISI 316L - 1.4404**O-RING:** EPDM nero - black - Schwarz - noir - negro**THREAD:** EN 10226-1 (ex ISO 7/1)

CODE	De x Rp mm x inch	L1 mm	L2 mm	Z1 mm	Z2 mm	A mm	B mm	D mm				€
185102115	15 x 1/2"	50	30	30	17	34	35	5	146	10	150	21,73
185102118	18 x 1/2"	51	30	31	17	34	35	5	142	10	150	22,83
185304122	22 x 3/4"	55	34	34	19	40	31	6	182	10	100	30,93

B 10 11

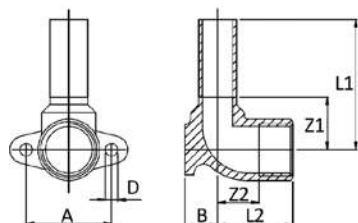
**185/002****GOMITO MISTO 90° FM**

- WALL PLATE ELBOW 90° FM
- DECKENWINKEL 90° I/A
- EQUERRE 90° FM
- CODO PLACA HM

MATERIAL: AISI 316L - 1.4404**O-RING:** EPDM nero - black - Schwarz - noir - negro**THREAD:** EN 10226-1 (ex ISO 7/1)

CODE	De x R mm x inch	L1 mm	L2 mm	Z1 mm	Z2 mm	A mm	B mm	D mm				€
185304218	18 x 3/4"	38	34	18	19	40	13	6	160	10	100	26,42

B 10 11

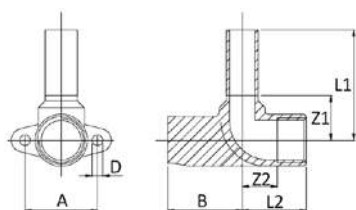
**185/000 M****GOMITO MISTO 90° MF**

- WALL PLATE ELBOW 90° MF
- DECKENWINKEL 90° A/I
- EQUERRE 90° MF
- CODO PLACA MH

MATERIAL: AISI 316L - 1.4404**THREAD:** EN 10226-1 (ex ISO 7/1)

CODE	De x Rp mm x inch	L1 mm	L2 mm	Z1 mm	Z2 mm	A mm	B mm	D mm				€
185102015M	15 x 1/2"	52	30	21	16,5	34	13	5	100	10	200	20,38
185102018M	18 x 1/2"	52	30,5	21	17	34	12,5	5	95	10	200	21,15
185304022M	22 x 3/4"	55	34	24	19	40	17	6	144	10	100	30,44

B 10 11

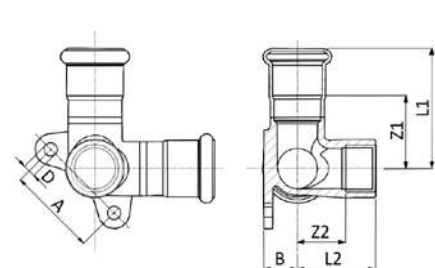
**185/001 M****GOMITO MISTO 90° MF CON DISTANZIALE**

- EXTENSION WALL PLATE ELBOW 90° MF
- DECKENWINKEL 90°/W A/I
- EQUERRE 90° MF AVEC SUPPORT D'AVANCEMENT
- CODO PLACA MH CON ESPACIADOR

MATERIAL: AISI 316L – 1.4404
THREAD: EN 10226-1 (ex ISO 7/1)

CODE	De x R mm x inch	L1 mm	L2 mm	Z1 mm	Z2 mm	A mm	B mm	D mm				€
185102115M	15 x 1/2"	52	30	21	16,5	34	35	5	135	10	150	21,73
185102118M	18 x 1/2"	52	30	21	16,5	34	35	5	130	10	150	22,83
185304122M	22 x 3/4"	55	34	24	19	40	31	6	166	10	100	30,93

B 10 11

**185/003****RACCORDO TRE VIE CON FLANGIA E DERIVAZIONE FILETTO F**

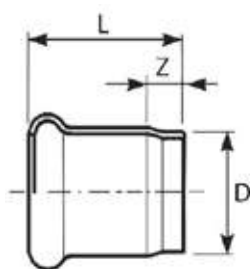
- CORNER TEE WITH WALL FLANGE
- INOXPRES-DOPPELWANDSCHEIBE
- EQUERRE MURALE AVEC FILETAGE FEMELLE
- RACOR TRES VÍAS CON BRIDA Y ROSCA HEMBRA

MATERIAL: AISI 316L – 1.4404
O-RING: EPDM nero - black - Schwarz - noir - negro
THREAD: EN 10226-1 (ex ISO 7/1)

CODE	De x R mm x inch	L1 mm	L2 mm	Z1 mm	Z2 mm	A mm	B mm	D mm				€
185102315	15 x 1/2"	52	32	32	18,5	40	13	6	173	10	100	43,70
185102318	18 x 1/2"	52,5	32	32,5	18,5	40	13	6	182	10	50	45,18
185102322	22 x 1/2"	53,5	35	32,5	21,5	40	15	6	206	5	50	50,10

≤54 B 10 11

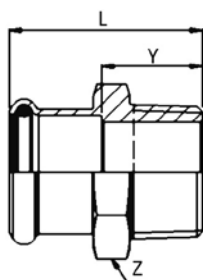
76÷108 B 10 12

**187/R****MEZZO MANICOTTO A SALDARE**

- HALF WELDING COUPLING
- HALBE LAENGE SCHWEISSMUFFE
- DEMI MANCHON À SOUDER
- MEDIO MANGUITO PARA SOLDAR

MATERIAL: AISI 316L – 1.4404
O-RING: assente - absent - Abwesend - absent - ausente

CODE	De mm	L mm	Z mm	D mm				€
187015000R	15	29	9	17,2	20	20	400	5,25
187018000R	18	29,5	9,5	20	24	20	300	6,27
187022000R	22	30,5	9,5	24	30	20	200	7,08
187028000R	28	33,5	10,5	30	40	10	200	7,27
187035000R	35	37,5	11,5	37	52	10	100	8,91
187042000R	42	41	11	44	74	10	50	8,84
187054000R	54	48	12	56	104	10	50	9,62
187076000R	76,1	74,5	19,5	76,1	308	4	24	46,70
187088000R	88,9	84	24	88,9	404	2	20	60,04
187108000R	108	100	25	108	614	1	4	80,99



187

≤54 B 10 11




76÷108 B 10 12

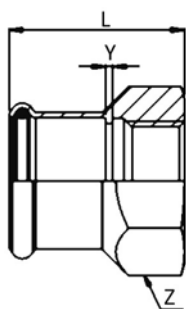
**MANICOTTO MISTO
FILETTO M**

- MALE ADAPTER
- ÜBERGANGSSTÜCK MIT AG
- RACCORD AVEC FILETAGE MALE
- UNIÓN MACHO

MATERIAL: AISI 316L - 1.4404**O-RING:** EPDM nero - black - Schwarz - noir - negro**THREAD:** EN 10226-1 [ex ISO 7/1]




NEW

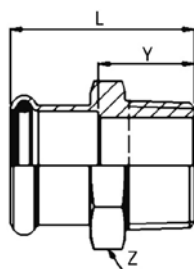
CODE	De x R mm x inch	L mm	Z mm	Y mm				€
187308015	15 x 3/8"	38	24	18	46	20	400	11,40
187102015	15 x 1/2"	41	24	21	54	20	300	13,96
187304015	15 x 3/4"	43	30	23	101	20	200	14,17
187102018	18 x 1/2"	41	27	21	58	20	300	15,19
187304018	18 x 3/4"	44	30	24	94	20	200	15,85
187102022	22 x 1/2"	42	32	21	83	10	200	16,51
187304022	22 x 3/4"	44	32	23	89	10	200	17,10
187100022	22 x 1"	46	36	25	154	10	100	20,34
187102028	28 x 1/2"	46	38	23	121	10	100	23,19
187304028	28 x 3/4"	47	38	24	114	10	100	23,19
187100028	28 x 1"	48	38	25	123	10	100	26,61
187114028	28 x 1 1/4"	53	46	30	248	10	100	30,72
187100035	35 x 1"	52	45	25	173	5	100	28,02
187114035	35 x 1 1/4"	55	46	28	180	5	50	32,58
187112035	35 x 1 1/2"	55	50	28	278	4	60	38,41
187114042	42 x 1 1/4"	59	54	28	240	4	40	43,64
187112042	42 x 1 1/2"	59	55	28	236	4	40	47,33
187112054	54 x 1 1/2"	65	65	29	356	4	32	54,93
187200054	54 x 2"	71	65	35	362	4	32	58,84
187212076	76,1 x 2 1/2"	124	80	69	780	2	8	273,43
187300088	88,9 x 3"	138	95	78	1135	2	4	408,52
187400108	108 x 4"	163	115	88	1728	2	2	470,28

**190****MANICOTTO MISTO FILETTO F**

- FEMALE ADAPTER
- ÜBERGANGSSTÜCK MIT IG
- RACCORD AVEC FILETAGE FEMELLE
- UNIÓN HEMBRA

MATERIAL: AISI 316L – 1.4404**O-RING:** EPDM nero – black – Schwarz – noir – negro**THREAD:** EN 10226-1 (ex ISO 7/1)

CODE	De x Rp mm x inch	L mm	Z mm	Y mm				€
190102015	15 x 1/2"	38	27	2	64	20	300	15,04
190304015	15 x 3/4"	39	32	2	75	20	300	15,67
190102018	18 x 1/2"	38	27	2	89	20	300	15,86
190304018	18 x 3/4"	39	32	2	80	10	200	16,60
190102022	22 x 1/2"	39	32	2	99	20	200	16,84
190304022	22 x 3/4"	40	32	2	82	10	150	19,72
190100022	22 x 1"	43	41	2	148	10	100	23,32
190102028	28 x 1/2"	41	38	2	161	10	100	22,53
190304028	28 x 3/4"	42	38	2	130	10	100	22,53
190100028	28 x 1"	45	41	2	158	10	100	30,87
190114028	28 x 1 1/4"	48	46	2	148	10	100	34,26
190100035	35 x 1"	49	46	2	216	5	100	29,67
190114035	35 x 1 1/4"	52	46	2	170	5	50	33,68
190112035	35 x 1 1/2"	52	55	2	284	4	40	38,51
190114042	42 x 1 1/4"	56	55	2	259	4	40	38,08
190112042	42 x 1 1/2"	56	55	2	243	4	40	52,51
190112054	54 x 1 1/2"	60	65	1	420	4	32	57,17
190200054	54 x 2"	65	65	2	314	4	20	78,19



NEW




187 NPT

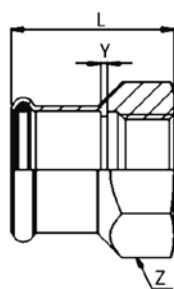
B 10 11

MANICOTTO MISTO FILETTO M NPT

- MALE ADAPTER NPT
- ÜBERGANGSSTÜCK MIT AG NPT
- RACCORD AVEC FILETAGE MALE NPT
- UNIÓN MACHO NPT

MATERIAL: AISI 316L – 1.4404**O-RING:** EPDM nero – black – Schwarz – noir – negro**THREAD:** NPT – ANSI B 1.20.1

CODE	De x R mm x inch	L mm	Z mm	Y mm				€
18710215NPT	15 x 1/2"	41	24	21	60	20	300	13,96
18710218NPT	18 x 1/2"	41	27	21	63	20	300	15,19
18730422NPT	22 x 3/4"	44	32	23	93	10	200	17,10
18710028NPT	28 x 1"	48	48	25	133	10	100	26,61
18711435NPT	35 x 1 1/4"	55	46	28	205	5	50	32,58
18711242NPT	42 x 1 1/2"	59	55	28	268	4	40	47,33
18720054NPT	54 x 2"	71	65	35	405	4	32	58,84



NEW




190 NPT

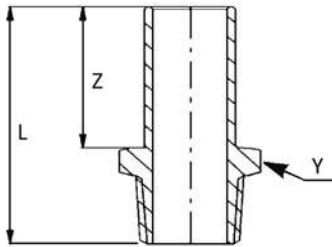
B 10 11

MANICOTTO MISTO FILETTO F NPT

- FEMALE ADAPTER NPT
- ÜBERGANGSSTÜCK MIT IG NPT
- RACCORD AVEC FILETAGE FEMELLE NPT
- UNIÓN HEMBRA NPT

MATERIAL: AISI 316L – 1.4404**O-RING:** EPDM nero – black – Schwarz – noir – negro**THREAD:** NPT – ANSI B 1.20.1

CODE	De x Rp mm x inch	L mm	Z mm	Y mm				€
19010215NPT	15 x 1/2"	38	27	18	68	20	300	15,04
19010218NPT	18 x 1/2"	38	27	18	71	20	300	15,86
19030422NPT	22 x 3/4"	40	32	19	92	10	150	19,72
19010028NPT	28 x 1"	50	41	27	185	10	100	30,87
19011435NPT	35 x 1 1/4"	49	46	22	181	5	50	33,68
19011242NPT	42 x 1 1/2"	56	55	25	276	4	40	52,51
19020054NPT	54 x 2"	65	65	29	388	4	20	78,19

B 10 11


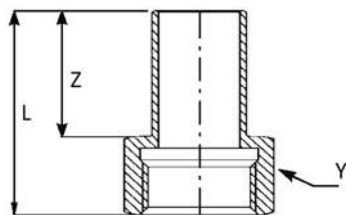
269/M

MANICOTTO CON INSERIMENTO FILETTO M

- MALE REDUCTION SOCKET
- ÜBERGANG AUSSENGWINDE MIT EINSCHUBENDE
- MANCHON DE RÉDUCTION FILETÉ
- ADAPTADOR MACHO

MATERIAL: AISI 316L – 1.4404
THREAD: EN 10226-1 (ex ISO 7/1)

CODE	De x R mm x inch	L mm	Z mm	Y mm				€
269102115	15 x 1/2"	52	31	22	54	20	300	14,25
269102118	18 x 1/2"	52	31	22	57	20	300	15,58
269304118	18 x 3/4"	55	31	27	67	20	200	15,42
269102122	22 x 1/2"	55	32	27	90	10	150	16,73
269304122	22 x 3/4"	56	32	27	93	10	200	17,54
269304128	28 x 3/4"	61	37	30	94	10	150	22,03
269100128	28 x 1"	64	37	38	145	10	100	24,05
269114135	35 x 1 1/4"	72	41	46	238	4	40	25,87
269112142	42 x 1 1/2"	91	55	55	267	4	40	30,02
269200154	54 x 2"	127	83	70	380	4	32	48,89

B 10 11


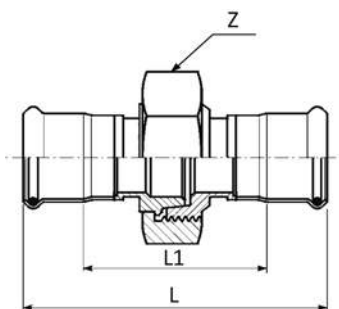
269/F

MANICOTTO CON INSERIMENTO FILETTO F

- FEMALE REDUCTION SOCKET
- ÜBERGANG INNENGWINDE MIT EINSCHUBENDE
- MANCHON DE RÉDUCTION AVEC TARAUDAGE
- ADAPTADOR HEMBRA




MATERIAL: AISI 316L – 1.4404
THREAD: EN 10226-1 (ex ISO 7/1)

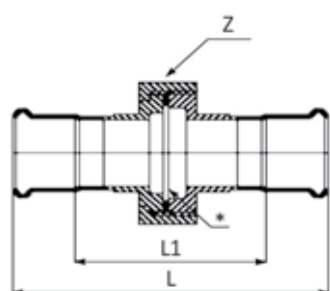
CODE	De x Rp mm x inch	L mm	Z mm	Y mm				€
269102015	15 x 1/2"	52	31	24	55	20	300	15,55
269102018	18 x 1/2"	52	31	24	56	20	200	16,35
269304018	18 x 3/4"	51	31	30	57	20	200	16,99
269102022	22 x 1/2"	52	32	24	65	10	150	17,25
269304022	22 x 3/4"	52	32	30	70	10	200	20,40
269304028	28 x 3/4"	57	37	30	76	10	150	22,03
269100028	28 x 1"	57	35	36	104	10	100	33,03
269114035	35 x 1 1/4"	70	45	46	182	5	50	46,32
269112042	42 x 1 1/2"	118	78	55	280	4	40	51,05
269200054	54 x 2"	135	83	70	340	2	10	68,15

**184/000****BOCCHETTONE SEDE CONICA**

- CONICAL UNION
- DURCHGANGSVERSCHRAUBUNG MIT PRESSENDE KONISCH
- ÉLÉMENT DE TRANSITION FILTÉ CONIQUE AVEC MANCHONS DES 2 CÔTES
- RÁCOR 3 PIEZAS CONICO




MATERIAL: AISI 316L – 1.4404**O-RING:** EPDM nero – black – Schwarz – noir – negro

CODE	De mm	L mm	L1 mm	Z mm				€
184015000	15	96	56	34	146	10	100	29,01
184018000	18	97	57	39	192	10	100	34,35
184022000	22	99	57	39	202	10	50	38,52
184028000	28	116	70	58	468	5	25	49,97
184035000	35	123	71	67	618	4	20	63,07
184042000	42	138	78	77	824	2	20	78,18
184054000	54	154	84	90	1178	2	10	147,76

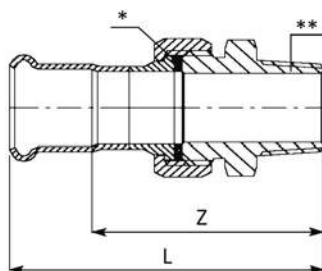
**184/001****BOCCHETTONE SEDE PIANA**

- FLAT FACED UNION
- DURCHGANGSVERSCHRAUBUNG MIT PRESSENDE FLACHDICHTEND
- ÉLÉMENT DE TRANSITION FILTÉ PLAT AVEC MANCHONS DES 2 CÔTES
- RÁCOR 3 PIEZAS PLANO

MATERIAL: AISI 316L – 1.4404**O-RING:** EPDM nero – black – Schwarz – noir – negro**GASKET:** [*]: EPDM nero – black – Schwarz – noir – negro

CODE	De mm	L mm	L1 mm	Z mm	Gasket mm				€
184015001	15	96	56	34	24x14 thk 2,5	146	10	120	29,01
184018001	18	97	57	39	30x20 thk 2,5	187	10	100	34,35
184022001	22	100	58	39	30x20 thk 2,5	194	10	100	38,52
184028001	28	117	71	58	47,5x37 thk 2,5	450	5	30	49,97
184035001	35	127	75	67	56x42 thk 2,5	617	4	20	63,07
184042001	42	140	80	77	66x56 thk 2,5	797	2	20	78,18
184054001	54	152	82	90	79,5x69 thk 2,5	1176	2	10	147,76

B 10 11

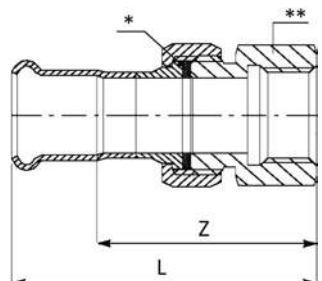
**184/002****BOCCHETTONE SEDE PIANA FILETTO M**

- STRAIGHT MALE UNION CONNECTOR
- DURCHGANGSVERSCHRAUBUNG MIT AUSSENGEWINDE
- RACCORD UNION FILETÉ
- RÁCOR 3 PIEZAS ROSCADO MACHO

MATERIAL: AISI 316L – 1.4404**FITTING:** [**]: ottone - brass - Messing - laiton - latón**O-RING:** EPDM nero - black - Schwarz - noir - negro**GASKET:** [*]: EPDM nero - black - Schwarz - noir - negro**THREAD:** EN 10226-1 (ex ISO 7/1)

CODE	De x R mm x inch	L mm	Z mm	Gasket mm				€
184015002	15 x 1/2"	76	56	24x14 thk 2,5	142	2	200	27,37
184018002	18 x 1/2"	77	56	24x14 thk 2,5	144	2	160	31,17
184022122	22 x 1/2"	79	54	30x20 thk 2,5	199	2	100	32,10
184022002	22 x 3/4"	81	59	30x20 thk 2,5	202	2	100	32,10
184028342	28 x 3/4"	87	64	39x27 thk 2,5	370	2	60	54,74
184028002	28 x 1"	90	67	39x27 thk 2,5	364	2	60	54,74
184035002	35 x 1 1/4"	101	74	44,5x34 thk 2,5	540	2	40	69,85
184042002	42 x 1 1/2"	105	74	50,5x42 thk 2,5	563	2	30	80,21
184054002	54 x 2"	118	83	65,5x53,5 thk 3	823	2	20	137,77

184/002 - non certificato SVGW - not certified SVGW - ohne Zertifizierung SVGW - sans certification SVGW - sin certificación SVGW

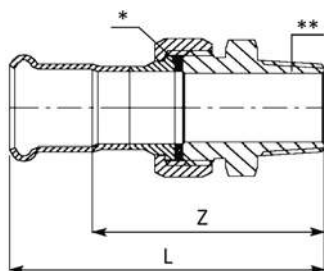
**184/003****BOCCHETTONE SEDE PIANA FILETTO F**

- STRAIGHT FEMALE UNION CONNECTOR
- DURCHGANGSVERSCHRAUBUNG MIT INNENGEWINDE
- RACCORD UNION TARAUDÉ
- RÁCOR 3 PIEZAS HEMBRA

MATERIAL: AISI 316L – 1.4404**FITTING:** [**]: ottone - brass - Messing - laiton - latón**O-RING:** EPDM nero - black - Schwarz - noir - negro**GASKET:** [*]: EPDM nero - black - Schwarz - noir - negro**THREAD:** EN 10226-1 (ex ISO 7/1)

CODE	De x Rp mm x inch	L mm	Z mm	Gasket mm				€
184015003	15 x 1/2"	71	50	24x14 thk 2,5	140	2	250	27,37
184018003	18 x 1/2"	72	51	24x14 thk 2,5	145	2	140	33,00
184022123	22 x 1/2"	75	54	30x20 thk 2,5	253	2	100	35,87
184022003	22 x 3/4"	76	54	30x20 thk 2,5	213	2	100	35,87
184028343	28 x 3/4"	83	60	39x27 thk 2,5	483	2	60	47,21
184028003	28 x 1"	83	60	39x27 thk 2,5	404	2	60	47,21
184035003	35 x 1 1/4"	93	66	44,5x30 thk 2,5	486	2	30	58,52
184042003	42 x 1 1/2"	97	66	56x42 thk 2,5	536	2	30	72,71
184054003	54 x 2"	116	81	66,5x53,5 thk 2,5	1091	2	20	138,71

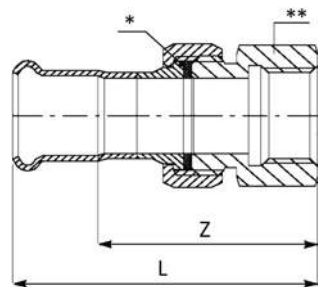
184/003 - non certificato SVGW - not certified SVGW - ohne Zertifizierung SVGW - sans certification SVGW - sin certificación SVGW

**184/002 INOX****BOCCHETTONE SEDE PIANA FILETTO M**

- STRAIGHT MALE UNION CONNECTOR
- DURCHGANGSVERSCHRAUBUNG MIT AUSSERGEWINDE
- RACCORD UNION FILETÉ
- RÁCOR 3 PIEZAS ROSCADO MACHO

MATERIAL: AISI 316L – 1.4404**FITTING:** [**]: AISI 316L – 1.4404**O-RING:** EPDM nero – black – Schwarz – noir – negro**GASKET:** [*]: EPDM nero – black – Schwarz – noir – negro**THREAD:** EN 10226-1 (ex ISO 7/1)

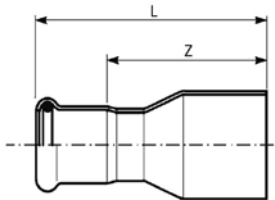
CODE	De x R mm x inch	Z mm	Gasket mm	L mm				€
184015002I	15 x 1/2"	56	24x14 thk 2,5	77	137	2	200	34,22
184015012I	15 x 3/4"	57	24x14 thk 2,5	77	178	2	160	35,38
184018002I	18 x 1/2"	56	24x14 thk 2,5	77	139	2	160	38,96
184018012I	18 x 3/4"	57	24x14 thk 2,5	77	178	2	160	39,91
184022012I	22 x 1/2"	58	30x20 thk 2,5	79	217	2	100	40,13
184022002I	22 x 3/4"	59	30x20 thk 2,5	81	194	2	100	41,11
184022022I	22 x 1"	60	30x20 thk 2,5	81	257	2	80	66,55
184028002I	28 x 1"	67	39x27 thk 2,5	90	350	2	60	68,43
184035002I	35 x 1 1/4"	74	44,5x34 thk 2,5	101	518	2	40	87,31
184042002I	42 x 1 1/2"	71,5	44,5x34 thk 2,5	102	543	2	30	92,26
184054002I	54 x 2"	77	56x42 thk 2,5	111	842	2	20	158,46

**184/003 INOX****BOCCHETTONE SEDE PIANA FILETTO F**

- STRAIGHT FEMALE UNION CONNECTOR
- DURCHGANGSVERSCHRAUBUNG MIT INNENGEWINDE
- RACCORD UNION TARAUDÉ
- RÁCOR 3 PIEZAS HEMBRA




MATERIAL: AISI 316L – 1.4404**FITTING:** [**]: AISI 316L – 1.4404**O-RING:** EPDM nero – black – Schwarz – noir – negro**GASKET:** [*]: EPDM nero – black – Schwarz – noir – negro**THREAD:** EN 10226-1 (ex ISO 7/1)

CODE	De x Rp mm x inch	L mm	Z mm	Gasket mm				€
184015003I	15 x 1/2"	71	50	24x14 thk 2,5	135	2	250	34,22
184015013I	15 x 3/4"	74	54	24x14 thk 2,5	189	2	120	37,99
184018003I	18 x 1/2"	72	51	24x14 thk 2,5	140	2	140	41,25
184018013I	18 x 3/4"	75	55	24x14 thk 2,5	190	2	120	42,59
184022003I	22 x 3/4"	76	54	30x20 thk 2,5	206	2	100	45,52
184022013I	22 x 1"	79	58	30x20 thk 2,5	337	2	60	47,72
184028003I	28 x 1"	83	60	39x27 thk 2,5	387	2	60	58,99
184035003I	35 x 1 1/4"	93	66	44,5x34 thk 2,5	467	2	30	73,17
184042003I	42 x 1 1/2"	93	62,5	44,5x34 thk 2,5	488	2	30	83,61
184054003I	54 x 2"	111	77	56x42 thk 2,5	902	2	20	159,55

**191****RIDUZIONE MF**

- REDUCER
- REDUZIERSTÜCK
- REDUCTION
- REDUCCIÓN MH

MATERIAL: AISI 316L – 1.4404**O-RING:** EPDM nero – black – Schwarz – noir – negro**≤54 B 10 11****76÷108 B 10 12****≥139 B 10 17**

CODE	De mm	L mm	Z mm				€
191018015	18 x 15	57	37	35	20	500	6,56
191022015	22 x 15	64	44	43	20	400	7,16
191022018	22 x 18	60	40	47	20	300	7,40
191028015	28 x 15	76,5	56,5	50	20	200	8,79
191028018	28 x 18	75	55	54	20	200	8,66
191028022	28 x 22	65	42,5	58	20	200	8,64
191035015	35 x 15	84	64	69	10	100	31,78
191035018	35 x 18	81	61	87	10	100	32,15
191035022	35 x 22	70	49	90	10	100	10,44
191035028	35 x 28	71	48	98	10	100	12,94
191042015	42 x 15	87	67	103	4	100	32,85
191042018	42 x 18	87	67	108	4	80	32,94
191042022	42 x 22	97	76	120	4	80	34,13
191042028	42 x 28	93	70	130	4	80	34,89
191042035	42 x 35	81	55	138	4	40	15,11
191054015	54 x 15	98	78	148	4	40	36,45
191054018	54 x 18	98	78	161	4	40	36,49
191054022	54 x 22	99	78	169	4	40	38,43
191054028	54 x 28	108,5	85,5	180	4	40	40,00
191054035	54 x 35	108	82	193	4	40	49,81
191054042	54 x 42	97,5	67,5	210	4	32	16,52
191076042	76,1 x 42	143	113	480	4	4	72,42
191076054	76,1 x 54	148	112	480	4	4	74,01
191088054	88,9 x 54	161	125	585	4	4	80,51
191088076	88,9 x 76,1	184	129	810	4	4	109,40
191108054	108 x 54	178	143	835	2	2	86,78
191108076	108 x 76,1	203	148	1005	2	2	112,65
191108088	108 x 88,9	207	147	1103	2	2	125,47
NEW 191139088	139,7 x 88,9	380	320	2319	1	1	420,00
NEW 191139108	139,7 x 108	395	320	2586	1	1	400,00
NEW 191168088	168,3 x 88,9	380	320	2660	1	1	480,00
NEW 191168108	168,3 x 108	395	320	2945	1	1	460,00
NEW 191168139	168,3 x 139,7	422	327	3392	1	1	440,00

B 10 11



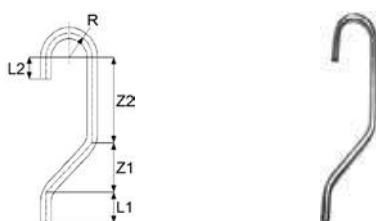
179

"S" DI SCAVALCAMENTO MM

- PIPE BRIDGE
- SPRUNGBOGEN
- "S" DE CHEVAUCHEMENT MALE
- "S" DE SUPERPOSICIÓN MM

MATERIAL: AISI 316L - 1.4404

CODE	De mm	L mm	A mm	B mm				€
179015000	15	57	158	30	54	10	150	13,75
179018000	18	60	166	31	74	10	100	14,32
179022000	22	65	179	33	116	10	100	16,03
179028000	28	73	206	36	192	10	50	19,44



178

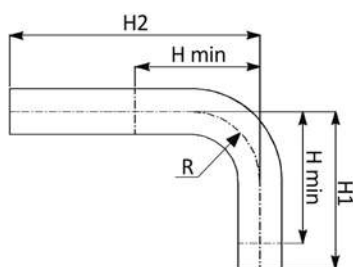
TUBO PER ARIA COMPRESSA

- PIPE FOR COMPRESSED AIR
- SPRUNGBOGEN FÜR DRUCKLUFT
- TUBE POUR L'AIR COMPRIMÉ
- TUBO DE AIRE

MATERIAL: AISI 316L - 1.4404

CODE	De mm	L1 mm	L2 mm	Z1 mm	Z2 mm	R mm				€
178015316	15	30	30	96	114	35	143	1	20	29,60
178018316	18	50	35	108	112	39	195	1	20	31,70
178022316	22	50	35	110	110	41	359	1	20	37,43
178028316	28	60	40	139	113	51	550	1	15	54,94

B 10 11



194/900

TUBO CURVO 90°

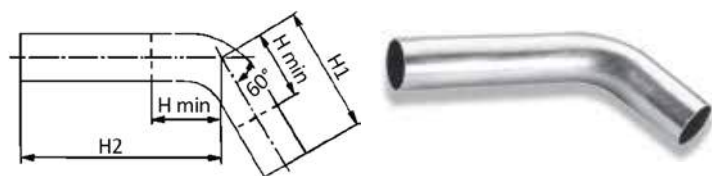
- 90° ELBOW MM
- PASSBOGEN 90°
- COUDE D'AJUSTEMENT 90°
- TUBO RICURVO 90° MM

MATERIAL: AISI 316L - 1.4404

CODE	De mm	H1 mm	H min mm	H2 mm	R mm				€
194015900	15	70	48	120	35	89	20	160	13,48
194018900	18	70	53	120	38	108	20	120	14,00
194022900	22	70	61	120	40	133	10	100	15,06
194028900	28	97	80	125	45	202	10	50	16,10
194035900	35	120	90	200	42	380	4	20	32,69
194042900	42	160	115	250	50	592	2	10	40,47
194054900	54	300	140	305	65	1139	2	2	50,85

B 10 11
194/600
TUBO CURVO 60°

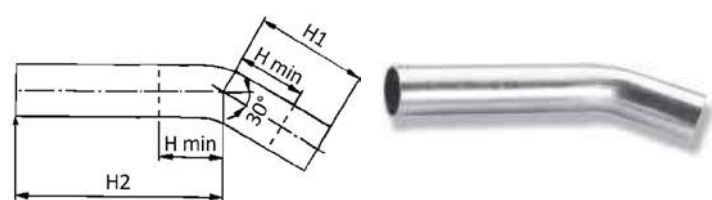
- 60° ELBOW MM
- PASSBOGEN 60°
- COUDE D'AJUSTEMENT 60°
- TUBO RICURVO 60° MM

MATERIAL: AISI 316L – 1.4404


CODE	De mm	H1 mm	H min mm	H2 mm	g			€
194028600	28	71	64	116	182	10	50	26,89
194035600	35	101	71	226	406	4	24	43,24
194042600	42	124	80	251	563	2	10	63,82
194054600	54	162	97	308	914	2	2	82,29

≤54 B 10 11
76÷108 B 10 12
194/300
TUBO CURVO 30°

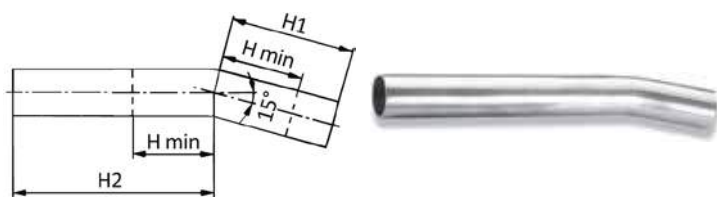
- 30° ELBOW MM
- PASSBOGEN 30°
- COUDE D'AJUSTEMENT 30°
- TUBO RICURVO 30° MM

MATERIAL: AISI 316L – 1.4404


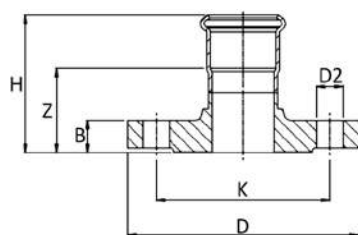
CODE	De mm	H1 mm	H min mm	H2 mm	g			€
NEW 194018300	18	55	39	128	113	10	50	12,40
194022300	22	50	44	124	134	10	50	25,18
194028300	28	55	47	131	183	10	50	25,78
194035300	35	80	50	218	375	4	24	41,52
194042300	42	98	54	274	566	2	10	61,21
194054300	54	137	72	324	909	2	2	78,43
194076300	76,1	201	135	201	1489	1	1	93,27
194088300	88,9	241	161	241	2095	1	1	101,24
194108300	108	263	168	263	2787	1	1	124,74

≤54 B 10 11
76÷108 B 10 12
194/150
TUBO CURVO 15°

- 15° ELBOW MM
- PASSBOGEN 15°
- COUDE D'AJUSTEMENT 15°
- TUBO RICURVO 15° MM

MATERIAL: AISI 316L – 1.4404


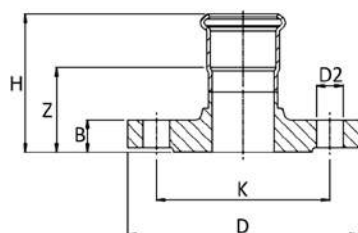
CODE	De mm	H1 mm	H min mm	H2 mm	g			€
NEW 194018150	18	55	40	128	114	10	50	12,40
194028150	28	45	38	136	180	10	50	25,23
194035150	35	62	32	234	373	4	24	40,73
194042150	42	94	50	276	563	2	10	59,97
194054150	54	117	52	337	896	2	2	76,47
194076150	76,1	228	163	228	1694	1	1	93,27
194088150	88,9	240	160	240	2091	1	1	101,24
194108150	108	249	154	249	2646	1	1	124,74

**193/002**
≤54 B 10 11
76÷108 B 10 12
MANICOTTO FLANGIATO

- ADAPTOR FLANGE
- ÜBERGANGSFLANSCH
- BRIDE DE RACCORDEMENT
- BRIDA ADAPTADOR

MATERIAL: AISI 316L - 1.4404**O-RING:** EPDM nero - black - Schwarz - noir - negro**PN 6**

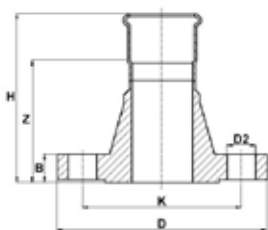
CODE	De mm	DN flg	H mm	Z mm	B mm	D mm	D2 mm	Holes Nr.	K mm				€
193015002	15	15	53	33	12	80	11,5	4	55	405	2	20	45,49
193018002	18	15	53,5	33,5	12	80	11,5	4	55	405	2	20	46,76
193022002	22	20	56,5	35,5	14	90	11,5	4	65	610	2	14	55,31
193028002	28	25	59,5	36,5	14	100	11,5	4	75	755	2	10	67,64
193035002	35	32	63	37	14	120	11,5	4	90	1080	2	6	95,46
193042002	42	40	67	37	14	130	14	4	100	1186	2	8	111,99
193054002	54	50	74	38	14	140	14	4	110	1348	2	4	138,10
193076002	76,1	65	101	45,5	14	160	14	4	130	1870	2	2	230,00
193088002	88,9	80	112	52	16	190	18	4	150	2920	2	2	274,43
193108002	108	100	128	53	16	210	18	4	170	3525	2	2	326,68

**193/000**
≤54 B 10 11
76÷108 B 10 12
MANICOTTO FLANGIATO

- ADAPTOR FLANGE
- ÜBERGANGSFLANSCH
- BRIDE DE RACCORDEMENT
- BRIDA ADAPTADOR

MATERIAL: AISI 316L - 1.4404**O-RING:** EPDM nero - black - Schwarz - noir - negro**PN 16**




CODE	De mm	DN flg	H mm	Z mm	B mm	D mm	D2 mm	Holes Nr.	K mm				€
193015000	15	15	55	35	14	95	14	4	65	660	2	20	50,50
193018000	18	15	55,5	35,5	14	95	14	4	65	660	2	20	51,90
193022000	22	20	58,5	37,5	16	105	14	4	75	945	2	14	61,41
193028000	28	25	61,5	38,5	16	115	14	4	85	1140	2	10	75,08
193035000	35	32	65,5	39,5	16	140	18	4	100	1640	2	6	105,99
193042000	42	40	69	39	16	150	18	4	110	1800	2	8	124,32
193054000	54	50	78	42	18	165	18	4	125	2450	2	4	153,32
193076000	76,1	65	105	50	18	185	18	4	145	3175	2	2	249,77
193088000	88,9	80	116	56	20	200	18	8	160	3930	2	2	298,03
193108000	108	100	132	57	20	220	18	8	180	4700	2	2	354,76

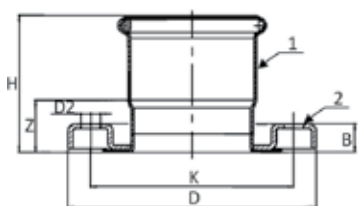

193/006
**MANICOTTO
FLANGIATO**

- ADAPTOR FLANGE
- ÜBERGANGSFLANSCH
- BRIDE DE RACCORDEMENT
- BRIDA ADAPTADOR

**ANSI
150
lb**
MATERIAL: AISI 316L - 1.4404
O-RING: EPDM nero - black - Schwarz - noir - negro

≤54 B 10 11
76÷108 B 10 12

CODE	De mm	DN flg	H mm	Z mm	B mm	D mm	D2 mm	Holes Nr.	K mm				€
193015006	15	15	76,8	56,8	11,1	89	15,8	4	60,3	515	2	20	53,02
193018006	18	15	76,1	56,1	11,1	89	15,8	4	60,3	500	2	20	54,50
193022006	22	20	82,9	61,9	12,8	98,5	15,8	4	69,8	750	2	14	64,49
193028006	28	25	89,1	66,1	14,3	108	15,8	4	79,3	1060	2	10	78,84
193035006	35	32	94,4	68,4	15,9	117,5	15,8	4	88,9	1420	2	6	111,29
193042006	42	40	102,9	72,9	17,5	127,1	15,8	4	98,4	1810	2	8	130,55
193054006	54	50	111,1	75,5	19,1	152,5	19	4	120,6	2715	2	4	160,98
193076006	76,1	65	122,5	67,5	22,3	177,9	19	4	139,7	4190	2	2	324,70
193088006	88,9	80	150,9	90,9	23,8	190,6	19	4	152,4	5340	2	2	387,43
193108006	108	100	172,2	97,2	23,8	228,7	19	8	190,5	7525	2	2	461,17





193/001
**MANICOTTO
CON FLANGIA
SCORREVOLE**

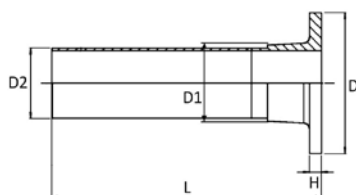
- ADAPTOR LOOSE FLANGE
- ÜBERGANGSLOSFLANSCH
- BRIDE TOURNANTE DE RACCORDEMENT
- BRIDA LOCA CON ADAPTADOR

PN 10
MATERIAL: 1 - AISI 316L - 1.4404
 2 - AISI 304 - 1.4301

O-RING: EPDM nero - black - Schwarz - noir - negro



≤54 B 10 11
76÷108 B 10 12
≥139 B 10 17

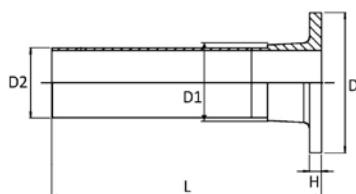
CODE	De mm	DN flg	H mm	Z mm	B mm	D mm	D2 mm	Holes Nr.	K mm				€
193054001	54	50	60	24	21	165	17,5	4	125	895	2	6	99,40
193076001	76,1	65	86,5	31,5	24	185	17,5	4	145	1380	2	2	128,80
193088001	88,9	80	96	36	24	200	17,5	8	160	1380	2	2	151,19
193108001	108	100	116	41	25	220	17,5	8	180	1950	2	2	166,86
NEW 193139001	139,7	125	143	48	27	250	17,5	8	210	3352	1	1	420,00
NEW 193168001	168,3	150	176	63	29	285	21,5	8	240	4419	1	1	480,00

**193/004**
≤54 B 10 11
76÷108 B 10 12
BOCCHELLI PER FLANGE LIBERE

- COLLARS FOR LOOSE FLANGES
- AUSSEN FÜR LOSE-FLANSCH
- SORTIE A BRIDE POUR BRIDE TOURNANTE
- TRONCO EMBRIDADO PARA BRIDA LOCA



MATERIAL: AISI 316L – 1.4404**PN 6**

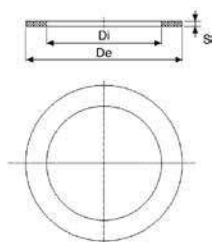
CODE	De mm	L mm	H mm	D mm	D1 mm	D2 mm			€
193022004	22	135	6	50	27	22	210	2	38,05
193028004	28	135	6	60	32	28	260	2	44,42
193035004	35	135	6	70	40	35	350	2	53,76
193042004	42	135	6	80	46	42	420	2	61,17
193054004	54	135	8	90	59	54	580	2	73,20
193076004	76,1	135	8	110	78	76,1	840	2	100,37
193088004	88,9	135	10	128	91	88,9	1150	2	122,27
193108004	108	135	10	148	110	108	1390	2	155,10

**193/003**
≤54 B 10 11
76÷108 B 10 12
BOCCHELLI PER FLANGE LIBERE

- COLLARS FOR LOOSE FLANGES
- AUSSEN FÜR LOSE-FLANSCH
- SORTIE A BRIDE POUR BRIDE TOURNANTE
- TRONCO EMBRIDADO PARA BRIDA LOCA



MATERIAL: AISI 316L – 1.4404**PN 16**

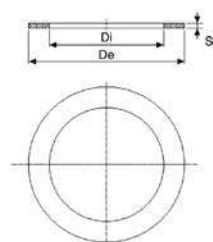
CODE	De mm	L mm	H mm	D mm	D1 mm	D2 mm			€
193022003	22	135	6	58	27	22	240	2	39,10
193028003	28	135	6	68	32	28	300	2	48,17
193035003	35	135	6	78	40	35	390	2	55,54
193042003	42	135	6	88	46	42	470	2	63,26
193054003	54	135	8	102	59	54	700	2	79,40
193076003	76,1	135	8	122	78	76,1	980	2	108,09
193088003	88,9	135	10	138	91	88,9	1310	2	129,03
193108003	108	135	10	158	110	108	1580	2	163,19

**434/PN 6****R 30 30****GUARNIZIONE ECOLOGICA PER FLANGE**

- GASKET FOR FLANGE
- FLANSCHDICHTUNG
- JOINT POUR BRIDE
- JUNTA ECOLOGICA PARA BRIDA



PN 6
MATERIAL: Sesalit Eco
NORM: EN 1092-1

CODE	DN	De mm	Di mm	S mm			€
434015006	15 - [1/2"]	44	20	2	4	10	0,50
434020006	20 - [3/4"]	54	25	2	6	10	0,74
434025006	25 - [1"]	64	30	2	9	10	1,02
434032006	32 - [1 1/4"]	75	38	2	11	10	1,38
434040006	40 - [1 1/2"]	85	45	2	14	10	1,79
434050006	50 - [2"]	95	57	2	15	10	2,72
434065006	65 - [2 1/2"]	115	76	2	19	10	3,74
434080006	80 - [3"]	132	89	2	26	10	4,45
434100006	100 - [4"]	152	108	2	29	10	5,27

**434/PN 10-16****R 30 30****GUARNIZIONE ECOLOGICA PER FLANGE**

- GASKET FOR FLANGE
- FLANSCHDICHTUNG
- JOINT POUR BRIDE
- JUNTA ECOLOGICA PARA BRIDA

PN 10/16
MATERIAL: Sesalit Eco
NORM: EN 1092-1

CODE	DN	De mm	Di mm	S mm			€
434015000	15 - [1/2"]	50	20	2	6	10	0,50
434020000	20 - [3/4"]	60	25	2	8	10	0,72
434025000	25 - [1"]	70	30	2	10	10	1,01
434032000	32 - [1 1/4"]	82	38	2	14	10	1,38
434040000	40 - [1 1/2"]	92	45	2	17	10	1,79
434050000	50 - [2"]	108	57	2	22	10	2,70
434065000	65 - [2 1/2"]	127	76	2	27	10	3,72
434080000	80 - [3"]	142	89	2	30	10	4,41
434100000	100 - [4"]	162	108	2	38	10	5,06

Sesalit ECO: fibre organiche e sintetiche legate con gomma NBR/SBR esente amianto
 IMPIEGHI: Acqua calda e fredda, olii vegetali ed animali, aria, alcuni carburanti (no GAS)

LIMITI DI TEMPERATURA ORIENTATIVI

Temperatura massima per brevi esposizioni: 180°-200° C

Temperatura massima di esercizio continuo per fluidi non aggressivi: 140° C

Temperatura massima di esercizio continuo con vapore: 110° C

OMOLOGAZIONI: acqua potabile WRAS n° 1605525

Sesalit ECO: organic and synthetic fibers bonded with NBR/SBR asbestos-free

USES: hot and cold water, vegetable and animal oils, air, some fuels (no GAS)

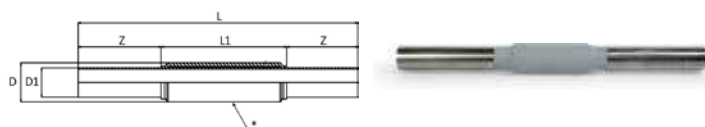
GUIDELINE TEMPERATURE LIMITS

Maximum temperature for short exposure: 180°-200° C

Maximum operating temperature for continuous non-aggressive fluids: 140° C

Maximum temperature for continuous operation with steam: 110° C

APPROVAL: potable water WRAS n° 1605525

**179/001**



≤54 B 10 11

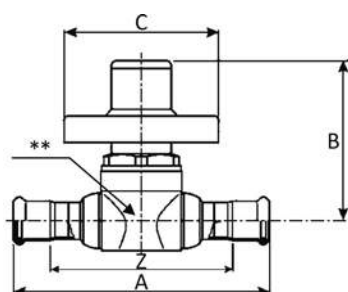
76÷108 B 10 12

PASSAGGIO STAGNO

- DECK / BULKHEAD PENETRATION
- WANDDURCHFÜHRUNG
- PASSAGE ÉTANCHE
- PASAJE ESTAÑO

MATERIAL: AISI 316L – 1.4404**NOTE:** [*]: S235JR [Fe 360]

CODE	De mm	L mm	L1 mm	Z mm	D mm	D1 mm			€
179015001	15	450	120	165	25	15	460	1	28,57
179018001	18	450	120	165	30	18	621	1	28,88
179022001	22	450	120	165	33	22	701	1	29,14
179028001	28	450	120	165	37	28	776	1	29,64
179035001	35	450	120	165	43,5	35	936	1	32,95
179042001	42	450	120	165	53	42	1291	1	39,14
179054001	54	450	120	165	69	54	1965	1	63,06
179076001	76,1	450	120	165	88,5	76,1	2840	1	73,37
179088001	88,9	450	120	165	107	88,9	4081	1	86,67
179108001	108	450	120	165	131,5	108	5682	1	115,80




**195/000**

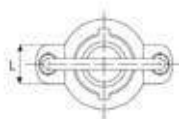
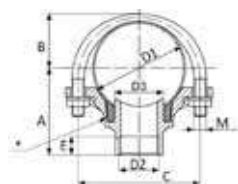
B 10 11

RUBINETTO DA INCASSO CON ROSONE

- STOPVALVE WITH PRESS ENDS
- UP-VENTIL MIT PRESSENDEN
- ROBINET ENCASTRE AVEC ROSACE
- VÁLVULA DE BOLA "PRES" CON EMBECELLADOR

MATERIAL: AISI 316L – 1.4404**O-RING:** EPDM nero - black - Schwarz - noir - negro**NOTE:** [**] Movimento interno in Ottone - Kugel aus Messing - Ball out of brass - Mouvement en laiton - Bola en latón

CODE	De mm	Z mm	A mm	B mm	C mm				€
195015000	15	42	101	74	70	330	1	10	115,83

B 10 12


171/T

COLLARE DI PRESA CON DERIVAZIONE FEMMINA

- BRACKET WITH FEMALE THREAD
- ANBOHRSCHELLE MIT INNENGEWINDE
- COLLIER DE PRISE AVEC DÉRIVATION À SERTIR
- CONJUNTO DERIVACIÓN ROSCADO HEMBRA

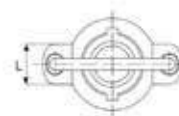
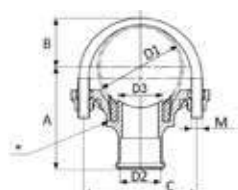
MATERIAL: AISI 316L – 1.4404

O-RING: EPDM nero – black – Schwarz – noir – negro

GASKET: [*]: EPDM guarnizione – gasket – Dichtung – joint – juntas

THREAD: EN 10226-1 (ex ISO 7/1)

CODE	D1 mm	D2 mm	D3 mm	A mm	B mm	C mm	L mm	E mm	M mm				€
171076100	76,1	1"	42	57,5	44	100	35	15	M 10 x 35	716	1	20	42,29

B 10 12


171/P

COLLARE DI PRESA CON DERIVAZIONE A PRESSARE

- BRACKET WITH FEMALE PRESS CONNECTION
- ANBOHRSCHELLE MIT PRESSENDEN
- COLLIER DE PRISE AVEC DÉRIVATION F
- CONJUNTO DERIVACIÓN DE PRENSAR

MATERIAL: AISI 316L – 1.4404

O-RING: EPDM nero – black – Schwarz – noir – negro

GASKET: [*]: EPDM guarnizione – gasket – Dichtung – joint – juntas

CODE	D1 mm	D2 mm	D3 mm	A mm	B mm	C mm	L mm	M mm				€
171076035	76,1	35	42	90	44	100	35	M 10 x 35	700	1	20	42,29
171088042	88,9	42	50	97	53	115	40	M 10 x 35	740	1	10	73,56
171108054	108	54	60	116	60	135	45	M 10 x 35	1090	1	10	99,81

Montaggio - Assembly - Montage - Assemblage - Montaje


Fig. 1

Fig. 2

Fig. 3

Fig. 4

Fig. 5

Fig. 6

Fig. 7

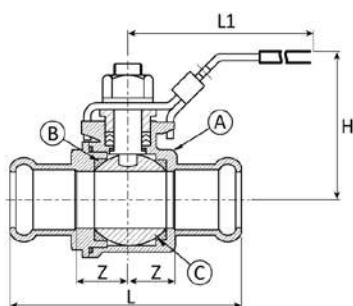
Fig. 8

Fig. 9

Fig. 10

Fig. 11

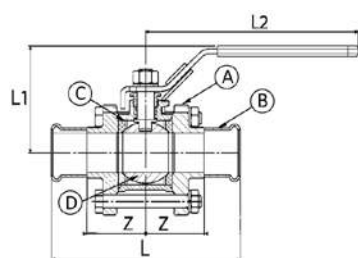
Fig. 12

**195/005****VALVOLA A SFERA PASSAGGIO TOTALE**

- BALL VALVE WITH FULL PORT
- KUGELHAHN MIT VOLLEM DURCHGANG
- BOISSEAU SPHERIQUE PASSAGE RÉDUIT
- VÁLVULA DE BOLA PASO TOTAL

MATERIAL: A-C: AISI 316L - 1.4404 B: PTFE**O-RING:** EPDM nero - black - Schwarz - noir - negro

CODE	De mm	L mm	L1 mm	H mm	Z mm				€
195015005	15	85	97,5	50	20	330	1	10	57,18
195018005	18	88	123	59	20	350	1	10	68,26
195022005	22	100	123	62,5	21	500	1	10	85,55
195028005	28	107	145	69,5	23	710	1	10	114,97

**195/003**

≤54 B 10 11

76÷108 B 10 12

VALVOLA A SFERA 3 PZ PASSAGGIO TOTALE LUCCHETTABILE CON BASE PER ATTUATORE

- 3-PC BALL VALVE WITH FULL PORT
- KUGELHAHN 3-TEILIG MIT VOLLEM DURCHGANG
- BOISSEAU SPHERIQUE 3 PIÈCES PASSAGE INTÉGRAL
- VÁLVULA DE BOLA TRES PIEZAS POSO TOTAL

MATERIAL: A-B-D: AISI 316L - 1.4404 C: PTFE**O-RING:** EPDM nero - black - Schwarz - noir - negro

CODE	De mm	DN	DN inch	L mm	Z mm	L1 mm	L2 mm				€
195015003	15	10	3/8"	128	44	69	145	690	1	10	82,93
195018003	18	15	1/2"	134	47	69	145	700	1	10	89,50
195022003	22	20	3/4"	151	54,5	76	145	1000	1	10	95,86
195028003	28	25	1"	167	60,5	89	175	1460	1	5	135,51
195035003	35	32	1" 1/4	184	66	93,5	175	2260	1	5	192,72
195042003	42	40	1" 1/2	207	73,5	103	195	3080	1	5	245,24
195054003	54	50	2"	245	87,5	109	195	4520	1	2	303,88
195076003	76,1	65	2" 1/2	334	112	147	295	9100	1	2	652,12
195088003	88,9	80	3"	384	132	154	295	13300	1	1	911,34
195108003*	108	100	4"	470	160	205	400	24700	1	1	1578,74

(*) DN 108 con tubo maniglia, with pipe handle, mit Rohrgriff, avec tube-poignée, con mango de tubo

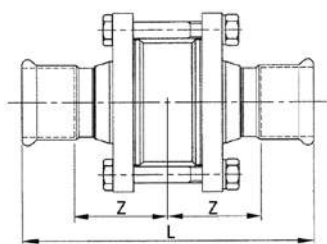
Le condizioni stampigliate sono relative al corpo della valvola. La pressione massima di lavoro delle valvole art. 195/003 = 16 bar. Con flangia per attuatore.

The marked pressure's conditions are related to the body of the valve. Maximum working pressure for pressfitting valve art. 195/003 = 16 bar. With flange for actuator.

Die markierte Konditionen der Pressfitting entsprechend den Kugelhahnkoerper. Maximaler Arbeitsbetriebsdruck für Kugelhahn 195/003 = 16 bar. Mit Flansch für Stellantrieb.

Les conditions de pressions indiquées sur la presse vannes correspondent au corps de vanne. Pression de service maximale des vannes 195/003 = 16 bar. Avec bride pour actuateur.

Condiciones de presión marcadas están relacionadas con el cuerpo de la válvula. La presión máxima de trabajo de las válvulas art. 195/003 = 16 bar. Con brida para actuador.


195/004
≤54 B 10 11
76÷108 B 10 12
VALVOLA DI RITEGNO

- NON-RETURN VALVE
- RÜCKSCHLAGVENTIL
- CLAPET ANTI-RETOUR
- VÁLVULA DE RETENCIÓN

MATERIAL: AISI 316L - 1.4404

O-RING: EPDM nero - black - Schwarz - noir - negro

CODE	De mm	DN	L mm	Z mm			€
195015004	15	15	114	37	1240	1	107,13
195018004	18	15	113	36,5	1340	1	121,32
195022004	22	20	121	39,5	1750	1	129,68
195028004	28	25	138	46	1800	1	162,69
195035004	35	32	158	53	3950	1	184,98
195042004	42	40	180	60	4500	1	227,94
195054004	54	50	200	65	5400	1	313,82
195076004	76,1	65	272	81	7050	1	645,86
195088004	88,9	80	299	89,5	12280	1	984,26
195108004	108	100	372	111	14800	1	1004,10


Le condizioni stampigliate sono relative al corpo della valvola. La pressione massima di lavoro delle valvole art. 195/004 = 16 bar

The marked pressure's conditions are related to the body of the valve. Maximum working pressure for pressfitting valve art. 195/004 = 16 bar

Die markierte Konditionen der Pressfitting entsprechend den Kugelhahnkoerper. Maximaler Arbeitsbetriebsdruck für Kugelhahn 195/004 = 16 bar

Les conditions de pressions indiquées sur la presse vannes correspondent au corps de vanne. Pression de service maximale des vannes 195/004 = 16 bar.

Condiciones de presión marcadas están relacionadas con el cuerpo de la válvula. La presión máxima de trabajo de las válvulas art. 195/004 = 16 bar

**DIAGRAMMA PERDITA DI CARICO
PRESSURE LOSS DIAGRAM**

DN15-DN100 PRESSURE LOSS - bar

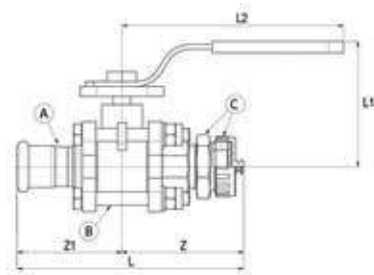
CV / KV PER VALVOLA DI RITEGNO CV / KV FOR NON-RETURN VALVE				DIREZIONE DI FLUSSO FLOW DIRECTION		
DE	DN DN inch	CV US gallon/min	KV m³/h	↑	↓	→
				Pressione di apertura Opening pressure (mbar)		
15	15 - 1/2"	21	18,1	25	21	23
18	15 - 1/2"	21	18,1	25	21	23
22	20 - 3/4"	35	30,1	25	21	23
28	25 - 1"	40	34,4	25	21	23
35	32 - 1 1/4"	80	68,8	27	21	24
42	40 - 1 1/2"	100	86,0	29	21	25
54	50 - 2"	126	108,4	29	21	25
76,1	65 - 2 1/2"	164	141,0	31	21	25
88,9	80 - 3"	200	172,0	32	21	26
108	100 - 4"	249	214,1	33	21	27

NOTE

Cv = flusso di acqua (a 60°F) in gpm (galloni al minuto) con una pressione differenziale (caduta di pressione) di 1 psi.

Kv = flusso di acqua (tra 5° e 40°) m³/h, con una pressione differenziale (caduta di pressione) di 1 bar.

(1 Kv = 0,86 Cv)





NEW

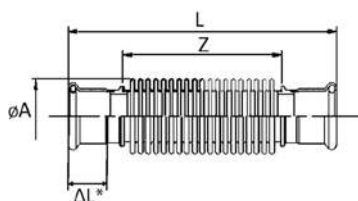
195/008**VALVOLA A SFERA CON PRESA MANICHETTA**

- BALL VALVE WITH HOSE CONNECTION
- KUGELHAHN MIT SCHLAUCHANSCHLUSS
- BOISSEAU SPHERIQUE AVEC RACCORD DETUYAU
- VÁLVULA DE BOLA CON CONEXIÓN DELA MANGUERA

MATERIAL: A-B: AISI 316L – 1.4404
C: ottone - brass - Messing - laiton - latón

O-RING: EPDM nero - black - Schwarz - noir - negro

CODE	De mm	L mm	L1 mm	L2 mm	Z mm	Z1 mm			€
195015008	15 x 3/4"	125	69	145	42	64	873	1	125,50
195022008	22 x 1"	138	76	145	43	74	1314	1	155,00




**199****COMPENSATORE DI DILATAZIONE**

- EXPANSION COMPENSATOR
- WELLENKOMPENSATOR
- COMPENSATEUR D'EXPANSION
- DILATADOR

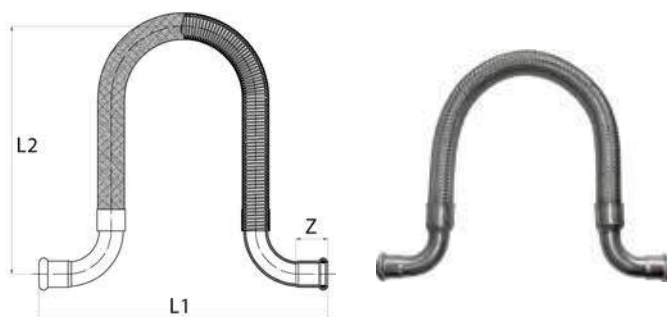
MATERIAL: AISI 316L – 1.4404

O-RING: EPDM nero - black - Schwarz - noir - negro

NOTE: * ΔL max: 1000 cicli - 1000 cycles
1000 Abläufe - 1000 cycles
1000 ciclos



CODE	De mm	L mm	ΔL* mm	Z mm	A mm				€
199015000	15	139	16	71	23	80	10	100	124,04
199018000	18	143	18	74	28	108	10	80	136,43
199022000	22	139	20	68	34	130	10	80	151,93
199028000	28	150	22	73	41	155	5	40	195,37
199035000	35	177	26	90	52	251	4	24	241,85
199042000	42	202	32	107	62	440	2	16	288,37
199054000	54	221	36	113	72	550	2	12	356,59

B 10 11

**199/001****TUBO FLESSIBILE AD OMEGA**

- U-BEND FLEXIBLE PIPE
- FLEXIBLES ECKSTÜCK ZUM EINPRESSEN
- TUBE FLEXIBLE RACCORDS COUDÉS
- FLEXIBLE OMEGA

MATERIAL: AISI 316L – 1.4404**O-RING:** EPDM nero – black – Schwarz – noir – negro



CODE	De mm	L1 mm	L2 mm	Z mm			€
199015001	15	275	165	20	245	1	144,61
199018001	18	350	170	20	290	1	150,47
199022001	22	380	195	21	450	1	159,71
199028001	28	410	230	23	615	1	168,61
199035001	35	460	255	26	1080	1	214,59
199042001	42	530	295	30	1455	1	302,06
199054001	54	625	370	35	2310	1	423,68

B 10 11

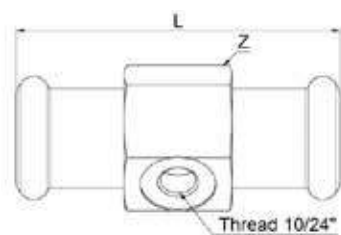
199/002**TUBO FLESSIBILE RETTILINEO**

- STRAIGHT FLEXIBLE PIPE
- PANZERSCHLAUCH ZUM EINPRESSEN
- TUBE FLEXIBLE RACCORDS DROIT
- FLEXIBLE RECTO

MATERIAL: AISI 316L – 1.4404**O-RING:** EPDM nero – black – Schwarz – noir – negro

CODE	De mm	L mm	Z mm			€
199015002	15	500	20	200	1	108,08
199018002	18	600	20	310	1	116,55
199022002	22	700	21	350	1	122,28
199028002	28	700	23	495	1	142,11
199035002	35	800	26	980	1	180,21
199042002	42	900	30	1280	1	241,27
199054002	54	1100	35	2060	1	364,03

B 10 11

**195/007 U****ATTACCO NEBULIZZATORE**

- NEBULIZER CONNECTION
- VERNEBLER-ANSCHLUSS
- CONNEXION NÉBULISEUR
- CONEXIÓN NEBULIZADOR

MATERIAL: AISI 316L – 1.4404**O-RING:** EPDM nero – black – Schwarz – noir – negro

CODE	De mm	L mm	Z mm	Holes Nr.				€
195015017	15	60	24	1 x 10/24"	82	10	200	14,53
195015027	15	60	24	2 x 10/24"	80	10	200	16,46

**NEW****195/N****NEBULIZZATORE**

- NEBULIZER
- VERNEBLER
- NÉBULISEUR
- NEBULIZADOR

MATERIAL: AISI 304 – 1.4301**O-RING:** NBR marrone – brown – Braun – brun – marrón

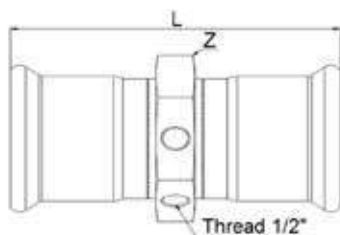
B 10 11

CODE	Hole µm	DN inch	L1 mm	D mm	L mm			€
195000015	15	10/24"	20	9,5	25	10	10	40,10
195000020	20	10/24"	20	9,5	25	10	10	31,50
195000030	30	10/24"	20	9,5	25	10	10	25,50
195000040	40	10/24"	20	9,5	25	10	10	25,50
195000050	50	10/24"	20	9,5	25	10	10	25,50

Esempio applicazione art. 195/007 U / Art. 195/007 U application example



195/007 U

Impianti di nebulizzazione con tubazione Ø 15
 Atomization systems with Ø 15 pipes

**195/007****≤54 B 10 11****76÷108 B 10 12****ATTACCO MULTI
STRUMENTO**

- MULTI TOOL CONNECTION
- MULTI-TOOL-ANSCHLUSS
- CONNEXION MULTI-OUTILLAGE
- CONEXIÓN MULTIPLE HERRAMIENTA

MATERIAL: AISI 316L – 1.4404**O-RING:** EPDM nero – black – Schwarz – noir – negro

CODE	De mm	L mm	Z mm	Holes Nr.	 g		€
195035007	35	128	60	3 x 1/2"	715	1	79,38
195042007	42	135	60	3 x 1/2"	645	1	92,53
195054007	54	135	74	3 x 1/2"	874	1	108,64
195076007	76,1	189	92	3 x 1/2"	1474	1	242,22
195088007	88,9	208	106	3 x 1/2"	1874	1	282,59
195108007	108	240	130	3 x 1/2"	2774	1	329,38

Con n° 2 tappi maschi ISO 228 per potere chiudere almeno 2 dei 3 attacchi disponibili da 1/2".

With n° 2 male caps ISO 228 to close at least 2 of the 3 available attacks of 1/2".

Mit n° 2 männlich Kappen ISO 228 mindestens 2 der 3 verfügbaren Angriffe von 1/2" zu schließen.

Avec n° 2 mâle casquettes ISO 228 pour fermer au moins 2 des 3 attaques disponibles de 1/2".

Con n° 2 casquillos macho ISO 228 para cerrar al menos 2 de los 3 ataques disponibles de 1/2".

Esempio applicazione art. 195/007 / Art. 195/007 application example**195/007****Attacco multi strumento (manometri, termometri, etc)****Multiple purpose instrument inlet (manometers, thermometers, etc.)**

Certificazioni / Certifications

ø 15 ÷ 54 mm			PRODUKTE DER GASVERSORGUNG	DG-8531BP0295 (VP 614)	Ø 15 – 54 mm
			EDELSTAHLROHR "INOXPRES" - 1.4404	DW-7301 BM3426 (GW 541)	Ø 15 – 108 mm
			UNLÖSBARE ROHRVERBINDUNGEN FÜR METALLENE GASLEITUNGEN PRESSVERBINDER AUS EDELSTAHL FÜR EDELSTAHLROHRE = INOXPRES® GAS=	G 2.827 (PG 500, PG 314)	Ø 15 – 108 mm
			UNLÖSBARE ROHRVERBINDUNGEN PRESSVERBINDUNGS-SYSTEM AUS EDELSTAHL INOXPRES GAS	05-088-06 (VP 614)	Ø 15 – 54 mm
			RACCORDI A PRESSARE PER GAS - PLUMBING FITTINGS FOR GASES	CA06-00231	Ø 15 – 54 mm
			INOXPRES GAS PRESSFITTINGSYSTEM	POCC IT.MH08.H26536	Ø 15 – 54 mm
			INOXPRES GAS ELNEVEZÉSÜ PN 5 NYOMÁSFOKOZATÚ ROZSDAMENTES ACÉL PRÉSIDOMOK ÉS CSÖVEK 15-54 MM MÉRETBEN	A-69/2016	Ø 15 – 54 mm
			SYSTEM OF STEEL PIPES AND STEEL COMPRESSION FITTINGS INOXPRES GAS	A0 202/C5/2016	Ø 15 – 108 mm
			STAINLESS STEEL GAS PRESSFITTINGS FOR STAINLESS STEEL PIPES	C-16-3743-A	Ø 15 – 54 mm
ø 76 ÷ 108 mm			EDELSTAHLROHR "INOXPRES" - 1.4404	DW-7301 BM3426 (GW 541)	Ø 15 – 108 mm
			PRODUKTE DER GASVERSORGUNG	DG-8531CL0163 (VP 614)	Ø 76 – 108 mm
			UNLÖSBARE ROHRVERBINDUNGEN FÜR METALLENE GASLEITUNGEN PRESSVERBINDER AUS EDELSTAHL FÜR EDELSTAHLROHRE = INOXPRES® GAS=	G 2.827 (PG 500, PG 314)	Ø 15 – 108 mm
			SYSTEM OF STEEL PIPES AND STEEL COMPRESSION FITTINGS INOXPRES GAS	A0 202/C5/2016	Ø 15 – 108 mm

Campi di applicazione / Fields of application


inoxPRES® GAS



Gas metano / GPL
Natural gas / LPG

inoxPRES® GAS O-ring HNBR-NBR

Giallo | Yellow | Gelb | Jaune | Amarillo



Luglio 2018
July 2018**116/200**

≤54 B 30 31

76÷108 B 30 32

**TUBO PER ACQUA
POTABILE E GAS**

- PIPE FOR POTABLE WATER AND GAS
- ROHR FÜR TRINKWASSER UND GAS
- TUBE POUR L'EAU POTABLE ET LE GAZ
- TUBO PARA EL AGUA POTABLE Y EL GAS

NORM: EN 10217-7 (DIN 17455) - EN 10312

Mat. Nr.: 1.4404 (AISI 316L) L=6 m
Crudo - Not annealed - Ungelüht - Non-hypertrempé - Crudo

CODE	Dimensions mm x mm	Ø int mm	L m	kg/m	Volume l/m	Minimum package m	Bundle m	€/m
116015200	15 x 1,0	13	6	0,351	0,133	60	1014	8,23
116018200	18 x 1,0	16	6	0,426	0,201	60	1014	9,36
116022200	22 x 1,2	19,6	6	0,625	0,302	60	762	13,05
116028200	28 x 1,2	25,6	6	0,805	0,514	30	546	16,46
116035200	35 x 1,5	32	6	1,258	0,804	30	546	24,87
116042200	42 x 1,5	39	6	1,521	1,194	30	366	29,72
116054200	54 x 1,5	51	6	1,972	2,042	30	366	38,17
116076200 *	76,1 x 2,0	72,1	6	3,711	4,080	6	114	70,27
116088200 *	88,9 x 2,0	84,9	6	4,352	5,660	6	114	81,35
116108200 *	108 x 2,0	104	6	5,308	8,490	6	114	100,07

(*) DN 76,1-88-108 Solo DVGW-ÖVGW-SZU - Only DVGW-ÖVGW-SZU - Nur DVGW-ÖVGW-SZU - Seulement DVGW-ÖVGW-SZU - Sólo DVGW-ÖVGW-SZU

Luglio 2018
July 2018**116/300**

≤54 B 30 31

76÷108 B 30 32

**TUBO PER ACQUA
POTABILE E GAS**

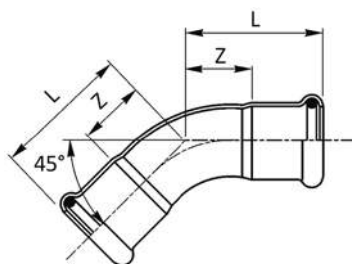
- PIPE FOR POTABLE WATER AND GAS
- ROHR FÜR TRINKWASSER UND GAS
- TUBE POUR L'EAU POTABLE ET LE GAZ
- TUBO PARA EL AGUA POTABLE Y EL GAS

NORM: EN 10217-7 (DIN 17455) - EN 10312

Mat. Nr.: 1.4404 (AISI 316L) L=6 m
Ricotto - Annealed - Geglüht - Hypertrempé - Recocido

CODE	Dimensions mm x mm	Ø int mm	L m	kg/m	Volume l/m	Minimum package m	Bundle m	€/m
116015300	15 x 1,0	13	6	0,351	0,133	60	1014	11,66
116018300	18 x 1,0	16	6	0,426	0,201	60	1014	12,54
116022300	22 x 1,2	19,6	6	0,625	0,302	60	762	16,82
116028300	28 x 1,2	25,6	6	0,805	0,514	30	546	20,64
116035300	35 x 1,5	32	6	1,258	0,804	30	546	30,41
116042300	42 x 1,5	39	6	1,521	1,194	30	366	36,46
116054300	54 x 1,5	51	6	1,972	2,042	30	366	46,23
116076300 *	76,1 x 2,0	72,1	6	3,711	4,080	6	114	85,12
116088300 *	88,9 x 2,0	84,9	6	4,352	5,660	6	114	99,87
116108300 *	108 x 2,0	104	6	5,308	8,490	6	114	122,57

(*) DN 76,1-88-108 Solo DVGW-ÖVGW-SZU - Only DVGW-ÖVGW-SZU - Nur DVGW-ÖVGW-SZU - Seulement DVGW-ÖVGW-SZU - Sólo DVGW-ÖVGW-SZU

**181/450 G**



≤54 B 10 13

76÷108 B 10 14

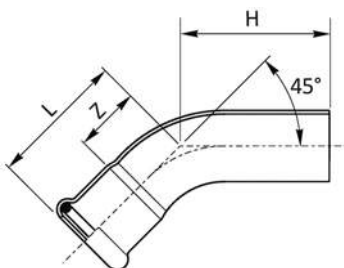
CURVA 45° FF

- 45° ELBOW FF
- BOGEN 45° II
- COUDE FF 45°
- CURVA 45° HH

MATERIAL: AISI 316L - 1.4404**O-RING:** NBR-HNBR giallo - yellow - Gelb - jaune - amarillo

CODE	De mm	L mm	Z mm			€
181015450G	15	36	16	50	4	12,53
181018450G	18	37	17	64	4	13,87
181022450G	22	41	20	82	4	16,11
181028450G	28	47	24	112	4	19,38
181035450G	35	43	17	127	1	22,14
181042450G	42	51	21	177	1	35,86
181054450G	54	62	30	273	1	46,05
181076450G*	76,1	131,5	76,5	900	1	155,73
181088450G*	88,9	144	84	1250	1	185,56
181108450G*	108	169	94	1700	1	253,03

[*] DN 76,1-88-108 Solo DVGW-ÖVGW-SZU - Only DVGW-ÖVGW-SZU - Nur DVGW-ÖVGW-SZU - Seulement DVGW-ÖVGW-SZU - Sólo DVGW-ÖVGW-SZU

**181/451 G**



≤54 B 10 13

76÷108 B 10 14

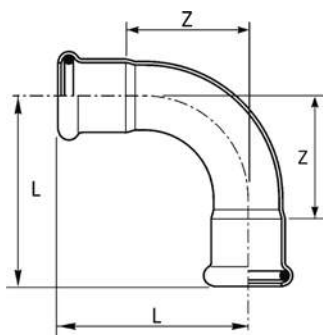
CURVA 45° MF

- 45° ELBOW MF
- BOGEN 45° IA
- COUDE MF 45°
- CURVA 45° HM

MATERIAL: AISI 316L - 1.4404**O-RING:** NBR-HNBR giallo - yellow - Gelb - jaune - amarillo

CODE	De mm	L mm	H mm	Z mm			€
181015451G	15	36	49	16	50	4	12,53
181018451G	18	37	43	17	64	4	13,42
181022451G	22	41	48	20	82	4	15,21
181028451G	28	47	54,5	22	112	4	18,10
181035451G	35	43	57,5	17	132	1	20,62
181042451G	42	51	72	21	196	1	34,55
181054451G	54	62	82	26	296	1	44,27
181076451G*	76,1	131,5	149	76,5	900	1	142,88
181088451G*	88,9	144	159	84	1250	1	170,56
181108451G*	108	169	199	94	1700	1	232,94

[*] DN 76,1-88-108 Solo DVGW-ÖVGW-SZU - Only DVGW-ÖVGW-SZU - Nur DVGW-ÖVGW-SZU - Seulement DVGW-ÖVGW-SZU - Sólo DVGW-ÖVGW-SZU



**181/900 G**

≤54 B 10 13
76÷108 B 10 14

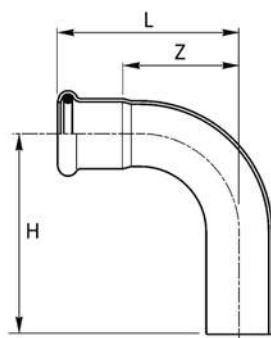
CURVA 90° FF

- 90° ELBOW FF
- BOGEN 90° II
- COUDE FF 90°
- CURVA 90° HH

MATERIAL: AISI 316L – 1.4404**O-RING:** NBR-HNBR giallo - yellow - Gelb - jaune - amarillo

CODE	De mm	L mm	Z mm			€
181015900G	15	50	30	58	4	9,57
181018900G	18	54	34	72	4	10,95
181022900G	22	60	39	102	4	13,21
181028900G	28	73	50	143	4	17,60
181035900G	35	68	42	162	1	27,54
181042900G	42	80	50	231	1	47,31
181054900G	54	100	64	367	1	66,00
181076900G*	76,1	160	105	1150	1	158,44
181088900G*	88,9	182	122	1580	1	192,73
181108900G*	108	220	145	2250	1	262,89

(*) DN 76,1-88-108 Solo DVGW-ÖVGW-SZU - Only DVGW-ÖVGW-SZU - Nur DVGW-ÖVGW-SZU - Seulement DVGW-ÖVGW-SZU - Sólo DVGW-ÖVGW-SZU



**181/901 G**

≤54 B 10 13
76÷108 B 10 14

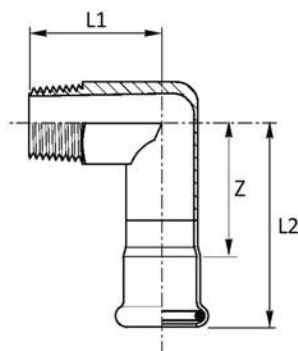
CURVA 90° MF

- 90° ELBOW MF
- BOGEN 90° IA
- COUDE MF 90°
- CURVA 90° HM

MATERIAL: AISI 316L – 1.4404**O-RING:** NBR-HNBR giallo - yellow - Gelb - jaune - amarillo



CODE	De mm	L mm	H mm	Z mm			€
181015901G	15	50	63	30	58	4	10,03
181018901G	18	54	63	34	72	4	11,40
181022901G	22	60	71	39	102	4	13,67
181028901G	28	73	81	50	143	4	17,14
181035901G	35	68	82	42	176	1	25,23
181042901G	42	80	101	50	253	1	45,80
181054901G	54	100	120	64	390	1	66,38
181076901G*	76,1	160	180	105	1150	1	162,95
181088901G*	88,9	182	197	122	1580	1	198,23
181108901G*	108	220	236	145	2250	1	270,39

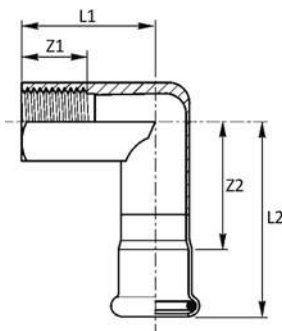
(*) DN 76,1-88-108 Solo DVGW-ÖVGW-SZU - Only DVGW-ÖVGW-SZU - Nur DVGW-ÖVGW-SZU - Seulement DVGW-ÖVGW-SZU - Sólo DVGW-ÖVGW-SZU

**197 G****B 1013****GOMITO MISTO 90° FILETTO M**

- ELBOW ADAPTER 90° WITH MALE THREAD
- ÜBERGANGSWINKEL 90° AG
- EQUERRE 90° AVEC FILETAGE M
- CODO MACHO



MATERIAL: AISI 316L – 1.4404**O-RING:** NBR-HNBR giallo – yellow – Gelb – jaune – amarillo**THREAD:** EN 10226-1 (ex ISO 7/1)

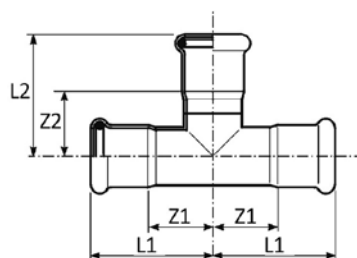
CODE	De x R mm x inch	L1 mm	L2 mm	Z mm			€
197102015G	15 x 1/2"	37	57	37	94	4	17,65
197102018G	18 x 1/2"	37	57	38	105	4	19,12
197304022G	22 x 3/4"	39	61	40	149	4	24,55
197304028G	28 x 3/4"	39	61	38	230	4	37,52
197100028G	28 x 1"	44	68	45	246	4	32,80
197114035G	35 x 1 1/4"	49	75	49	378	1	47,11
197112042G	42 x 1 1/2"	54	84	54	468	1	80,99
197200054G	54 x 2"	60	95	60	720	1	102,85

**198 G****B 1013****GOMITO MISTO 90° FILETTO F**

- ELBOW ADAPTER 90° WITH FEMALE THREAD
- ÜBERGANGSWINKEL 90° IG
- EQUERRE 90° AVEC FILETAGE F
- CODO HEMBRA

MATERIAL: AISI 316L – 1.4404**O-RING:** NBR-HNBR giallo – yellow – Gelb – jaune – amarillo**THREAD:** EN 10226-1 (ex ISO 7/1)

CODE	De x Rp mm x inch	L1 mm	L2 mm	Z1 mm	Z2 mm			€
198102015G	15 x 1/2"	38	57	15	37	104	4	20,23
198102018G	18 x 1/2"	39	58	15	38	120	4	23,25
198304022G	22 x 3/4"	46	61	19	40	172	4	28,37
198102028G	28 x 1/2"	44	62	15	39	200	4	27,67
198100028G	28 x 1"	54	68	19	45	304	4	37,03
198114035G	35 x 1 1/4"	63	75	21	49	420	1	61,03
198112042G	42 x 1 1/2"	70,5	84	27	54	480	1	66,48
198200054G	54 x 2"	80	95	32	60	730	1	77,53




182 G
"T"

- EQUAL TEE
- T-STÜCK
- TÉ ÉGAL
- TE IGUAL HHH

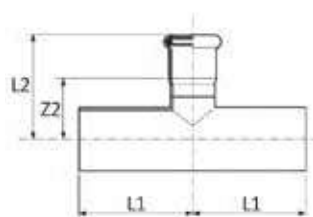
MATERIAL: AISI 316L – 1.4404

O-RING: NBR-HNBR giallo - yellow - Gelb - jaune - amarillo

≤54 B 10 13
76÷108 B 10 14

CODE	De mm	L1 mm	L2 mm	Z1 mm	Z2 mm			€
182015000G	15	34	39	14	19	67	4	15,91
182018000G	18	37	41	16	21	80	4	18,61
182022000G	22	39	45	18	24	106	4	19,95
182028000G	28	44	50	21	27	145	4	24,35
182035000G	35	51	57	25	31	201	1	30,33
182042000G	42	59	65	28	35	260	1	42,90
182054000G	54	70	77	34	42	404	1	51,16
182076000G*	76,1	108	118	52	63	1275	1	294,20
182088000G*	88,9	132	131	72	71	1535	1	322,14
182108000G*	108	155	159	74	84	2115	1	397,05

(*) DN 76,1-88-108 Solo DVGW-ÖVGW-SZU - Only DVGW-ÖVGW-SZU - Nur DVGW-ÖVGW-SZU - Seulement DVGW-ÖVGW-SZU - Sólo DVGW-ÖVGW-SZU




NEW
188 G
"T" RIDOTTO MFM

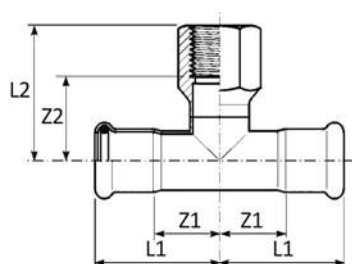
- REDUCING TEE MFM
- T-STÜCK MIT REDUZIERTEM ABGANG A/I/A
- TÉ RÉDUIT MFM
- TE REDUCIDA MHM

MATERIAL: AISI 316L – 1.4404

O-RING: NBR-HNBR giallo - yellow - Gelb - jaune - amarillo

B 10 13

CODE	De mm	L1 mm	L2 mm	Z2 mm			€
188028022G	28 x 22 x 28	52,5	47	26	134	4	30,84
188035022G	35 x 22 x 35	60	50,5	29,5	180	1	34,83
188035028G	35 x 28 x 35	60	53,5	30,5	190	1	38,07
188042028G	42 x 28 x 42	69	57	34	249	1	42,26
188054028G	54 x 28 x 28	73,5	64,5	41,5	330	1	47,94

**189 G**



≤54 B 10 13

76÷108 B 10 14

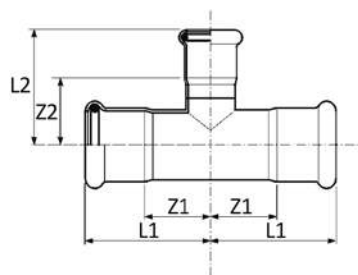
**"T" CON DERIVAZIONE
FILETTO F**

- BRANCH TEE FEMALE BSP OUTLET
- T-STÜCK MIT ABGANG IG
- TÉ MIXTE AVEC FILETAGE F
- TE HEMBRA ROSCADA

MATERIAL: AISI 316L - 1.4404**O-RING:** NBR-HNBR giallo - yellow - Gelb -
jaune - amarillo**THREAD:** EN 10226-1 [ex ISO 7/1]

CODE	De x Rp x De mm x inch x mm	L1 mm	L2 mm	Z1 mm	Z2 mm	 g		€
189102015G	15 x 1/2" x 15	34	40	13	25	90	4	17,81
189102018G	18 x 1/2" x 18	37	42	16	27	101	4	18,27
189304018G	18 x 3/4" x 18	37	45	16	28	122	4	20,66
189102022G	22 x 1/2" x 22	39	44	18	29	138	4	20,11
189304022G	22 x 3/4" x 22	39	47	18	31	143	4	22,94
189102028G	28 x 1/2" x 28	44	47	21	32	169	4	22,12
189304028G	28 x 3/4" x 28	44	50	21	33	185	4	26,29
189102035G	35 x 1/2" x 35	51	51	25	36	197	1	26,51
189304035G	35 x 3/4" x 35	51	54	25	37	205	1	32,14
189102042G	42 x 1/2" x 42	59	54	29	39	271	1	32,14
189304042G	42 x 3/4" x 42	59	57	29	41	277	1	35,22
189102054G	54 x 1/2" x 54	70	61	34	46	377	1	38,86
189304054G	54 x 3/4" x 54	70	64	34	48	391	1	42,12
189200054G	54 x 2" x 54	70	81	34	55	838	1	84,65
189304076G*	76,1 x 3/4" x 76,1	108	77	52	60	1040	1	255,01
189200076G*	76,1 x 2" x 76,1	108	93	52	67	1495	1	278,86
189304088G*	88,9 x 3/4" x 88,9	132	84	72	67	1255	1	275,12
189200088G*	88,9 x 2" x 88,9	132	100	72	74	1720	1	289,59
189304108G*	108 x 3/4" x 108	155	94	74	77	1700	1	337,17
189200108G*	108 x 2" x 108	155	110	74	84	2160	1	357,45

[*] DN 76,1-88-108 Solo DVGW-ÖVGW-SZU - Only DVGW-ÖVGW-SZU - Nur DVGW-ÖVGW-SZU - Seulement DVGW-ÖVGW-SZU - Sólo DVGW-ÖVGW-SZU

**192 G**



≤54 B 10 13

76÷108 B 10 14

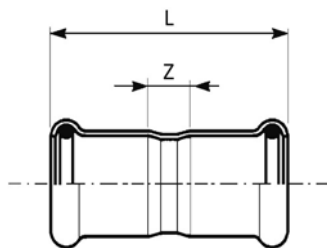
"T" RIDOTTO

- REDUCING TEE
- T-STÜCK MIT REDUZIERTEM ABGANG
- TÉ RÉDUIT
- TE REDUCIDA HHH

MATERIAL: AISI 316L – 1.4404**O-RING:** NBR-HNBR giallo - yellow - Gelb - jaune - amarillo

CODE	De mm	L1 mm	L2 mm	Z1 mm	Z2 mm			€
192018015G	18 x 15 x 18	37	41	16	21	80	4	15,97
192022015G	22 x 15 x 22	39	43	18	23	95	4	16,71
192022018G	22 x 18 x 22	39	44	18	23	98	4	17,58
192028015G	28 x 15 x 28	44	46	21	26	126	4	20,17
192028018G	28 x 18 x 28	44	46	21	26	130	4	21,13
192028022G	28 x 22 x 28	44	47	21	26	135	4	22,52
192035015G	35 x 15 x 35	51	49	25	29	158	1	26,29
192035018G	35 x 18 x 35	51	50	25	30	163	1	26,67
192035022G	35 x 22 x 35	51	51	25	30	167	1	27,48
192035028G	35 x 28 x 35	51	54	25	31	171	1	28,59
192042022G	42 x 22 x 42	59	54	29	33	237	1	39,40
192042028G	42 x 28 x 42	59	57	29	34	243	1	40,30
192042035G	42 x 35 x 42	59	61	29	35	272	1	41,19
192054022G	54 x 22 x 54	70	62	34	41	340	1	43,46
192054028G	54 x 28 x 54	70	65	34	42	345	1	45,27
192054035G	54 x 35 x 54	70	68	34	42	361	1	46,16
192054042G	54 x 42 x 54	70	72	34	42	376	1	48,44
192076054G*	76,1 x 54 x 76,1	108	90	52	55	1065	1	307,25
192088028G*	88,9 x 28 x 88,9	132	84	72	61	1225	1	258,11
192088054G*	88,9 x 54 x 88,9	132	97	72	62	1280	1	314,51
192088076G*	88,9 x 76,1 x 88,9	132	125	72	70	1485	1	335,42
192108028G*	108 x 28 x 108	155	94	74	71	1670	1	274,71
192108076G*	108 x 76,1 x 108	155	135	74	80	1930	1	359,12
192108088G*	108 x 88,9 x 108	155	141	74	81	1965	1	414,86

(*) DN 76,1-88-108 Solo DVGW-ÖVGW-SZU - Only DVGW-ÖVGW-SZU - Nur DVGW-ÖVGW-SZU - Seulement DVGW-ÖVGW-SZU - Sólo DVGW-ÖVGW-SZU

**183/000 G**



≤54 B 10 13

76÷108 B 10 14

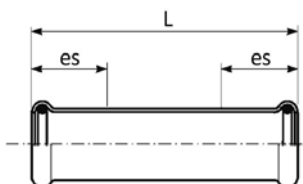
MANICOTTO

- COUPLING
- MUFFE
- MANCHON
- MANGUITO HH

MATERIAL: AISI 316L – 1.4404**O-RING:** NBR-HNBR giallo – yellow – Gelb – jaune – amarillo

CODE	De mm	L mm	Z mm			€
183015000G	15	49	9	35	4	6,50
183018000G	18	50	10	42	4	7,41
183022000G	22	53	11	54	4	8,53
183028000G	28	56	10	71	4	9,75
183035000G	35	63	10	97	1	12,34
183042000G	42	72	12	136	1	16,73
183054000G	54	83	13	198	1	20,28
183076000G*	76,1	142	32	635	1	100,12
183088000G*	88,9	166	46	765	1	114,38
183108000G*	108	203	41	1170	1	145,46

[*] DN 76,1-88-108 Solo DVGW-ÖVGW-SZU – Only DVGW-ÖVGW-SZU – Nur DVGW-ÖVGW-SZU – Seulement DVGW-ÖVGW-SZU – Sólo DVGW-ÖVGW-SZU

**183/001 G**



≤54 B 10 13

76÷108 B 10 14

MANICOTTO PASSANTE

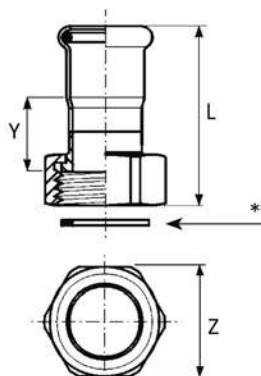
- SLIP COUPLING
- SCHIEBEMUFFE
- MANCHON LONG
- MANGUITO SIN TOPE

MATERIAL: AISI 316L – 1.4404**O-RING:** NBR-HNBR giallo – yellow – Gelb – jaune – amarillo

CODE	De mm	L mm	es			€
183015001G	15	69	25	56	4	12,30
183018001G	18	73	25	65	4	12,83
183022001G	22	79	25	85	4	14,89
183028001G	28	88,5	30	118	4	17,44
183035001G	35	102,5	30	141	1	22,41
183042001G	42	117,5	40	234	1	26,07
183054001G	54	139	40	321	1	33,36
183076001G*	76,1	230	60	940	1	279,53
183088001G*	88,9	260	70	1240	1	317,61
183108001G*	108	310	80	1835	1	392,90

[*] DN 76,1-88-108 Solo DVGW-ÖVGW-SZU – Only DVGW-ÖVGW-SZU – Nur DVGW-ÖVGW-SZU – Seulement DVGW-ÖVGW-SZU – Sólo DVGW-ÖVGW-SZU

B 10 13

**183/002 G****MANICOTTO CON DADO FOLLE**

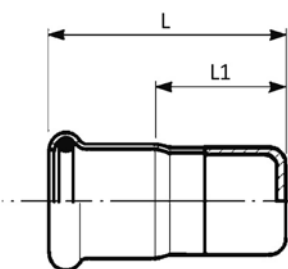
- VALVE CONNECTOR
- ANSCHLUSSVERSCHRAUBUNG
- RACCORD ÉCROU LIBRE
- RÁCOR DOS PIEZAS

MATERIAL: AISI 316L – 1.4404**O-RING:** NBR-HNBR giallo - yellow - Gelb - jaune - amarillo**GASKET:** (*): NBR giallo - yellow - Gelb - jaune - amarillo**THREAD:** ISO 228/1 (ex DIN 259)

CODE	Dex G mm x inch	L mm	Z mm	Y mm	Gasket mm			€
183015012G	15 x 1/2"	48,5	27	23	18x10 thk 2,5	83	4	18,68
183015002G	15 x 3/4"	56	30	26	24x14 thk 2,5	66	4	19,26
183018012G	18 x 1/2"	49	27	23,5	18x10 thk 2,5	91	4	20,66
183018002G	18 x 3/4"	50	30	23	24x14 thk 2,5	65	4	21,12
183022012G	22 x 3/4"	50	30	19,5	24x14 thk 2,5	78	4	24,78
183022002G	22 x 1"	52	35	23	30x20 thk 2,5	87	4	24,77
183028012G	28 x 1"	52	36	19,5	30x20 thk 2,5	105	4	30,74
183028002G	28 x 1 1/4"	57	46	25	39x27 thk 2,5	136	4	30,74
183035012G	35 x 1 1/4"	57,5	46	20,5	39x27 thk 2,5	163	1	34,89
183035002G	35 x 1 1/2"	63	52	26	44,5x34 thk 2,5	186	1	34,89
183042022G	42 x 1 1/2"	63,5	52	21	44,5x34 thk 2,5	217	1	47,09
183042012G	42 x 1 3/4"	68	58	27	50,5x40 thk 2,5	223	1	47,09
183042002G	42 x 2"	68	64	27	56x42 thk 2,5	266	1	61,92
183054022G	54 x 2"	72	67	23	56x42 thk 2,5	301	1	56,71
183054012G	54 x 2 3/8"	77	75	30	65,5x53,5 thk 3	375	1	63,34
183054002G	54 x 2 1/2"	77	81	30	71,5x53 thk 3	439	1	88,55

≤54 B 10 13

76÷108 B 10 14

**183/003 G****TAPPO DI CHIUSURA**

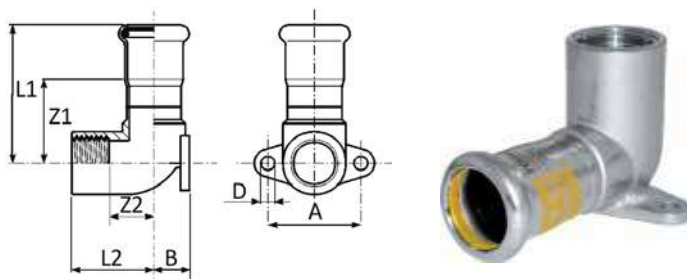
- STOP END
- VERSCHLUSSKAPPE
- BOUCHON D'OBTURATION
- TAPÓN

MATERIAL: AISI 316L – 1.4404**O-RING:** NBR-HNBR giallo - yellow - Gelb - jaune - amarillo

CODE	De mm	L mm	L1 mm			€
183015003G	15	44	24	32	4	8,34
183018003G	18	44	24	38	4	8,69
183022003G	22	45	24	51	4	10,09
183028003G	28	48	25	68	4	13,89
183035003G	35	52	26	95	1	15,84
183042003G	42	56	26	126	1	24,33
183054003G	54	62	27	185	1	28,69
183076003G*	76,1	93	38	540	1	61,25
183088003G*	88,9	99	39	630	1	74,46
183108003G*	108	117	42	935	1	94,33



(*) DN 76,1-88-108 Solo DVGW-ÖVGW-SZU - Only DVGW-ÖVGW-SZU - Nur DVGW-ÖVGW-SZU - Seulement DVGW-ÖVGW-SZU - Sólo DVGW-ÖVGW-SZU

B 1013

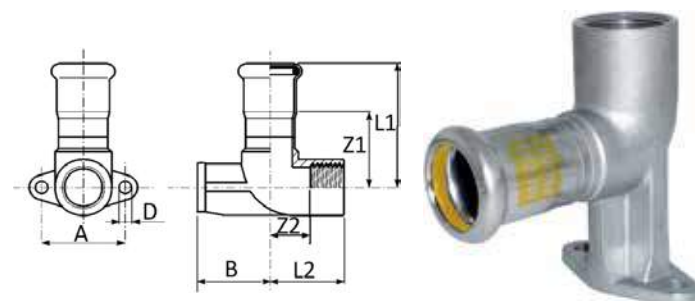
**185/000 G****GOMITO MISTO 90° FF**

- WALL PLATE ELBOW 90° FF
- DECKENWINKEL 90° I/I
- EQUERRE 90° FF
- CODO PLACA HH

MATERIAL: AISI 316L – 1.4404**O-RING:** NBR-HNBR giallo – yellow – Gelb – jaune – amarillo**THREAD:** EN 10226-1 (ex ISO 7/1)



CODE	De x Rp mm x inch	L1 mm	L2 mm	Z1 mm	Z2 mm	A mm	B mm	D mm			€
185102015G	15 x 1/2"	50	30	30	17	34	13	5	98	4	23,05
185102018G	18 x 1/2"	51	30	31	17	34	13	5	109	4	23,92
185304022G	22 x 3/4"	55	34	34	19	40	17	6	166	4	34,38

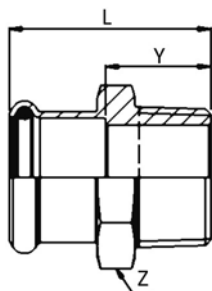
B 1013

**185/001 G****GOMITO MISTO 90° FF CON DISTANZIALE**

- EXTENSION WALL PLATE ELBOW 90° FF
- DECKENWINKEL 90°/W – I/I
- EQUERRE 90° FF AVEC SUPPORT D'AVANCEMENT
- CODO PLACA HH CON ESPACIADOR

MATERIAL: AISI 316L – 1.4404**O-RING:** NBR-HNBR giallo – yellow – Gelb – jaune – amarillo**THREAD:** EN 10226-1 (ex ISO 7/1)

CODE	De x Rp mm x inch	L1 mm	L2 mm	Z1 mm	Z2 mm	A mm	B mm	D mm			€
185100122G	22 x 1"	59	35	38	15	50	30	6,5	252	4	38,20
185100128G	28 x 1"	62	35	39	15	50	30	6,5	264	4	38,20

**187 G**



≤54 B 10 13

76÷108 B 10 14

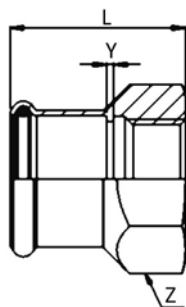
**MANICOTTO MISTO
FILETTO M**

- MALE ADAPTER
- ÜBERGANGSSTÜCK MIT AG
- RACCORD AVEC FILETAGE MALE
- UNIÓN MACHO

MATERIAL: AISI 316L – 1.4404
O-RING: NBR-HNBR giallo – yellow – Gelb –
jaune – amarillo
THREAD: EN 10226-1 (ex ISO 7/1)

CODE	De x R mm x inch	L mm	Z mm	Y mm			€
187308015G	15 x 3/8"	38	24	18	46	4	15,52
187102015G	15 x 1/2"	41	24	21	54	4	16,04
187304015G	15 x 3/4"	43	30	23	101	4	16,30
187102018G	18 x 1/2"	41	27	21	58	4	17,46
187304018G	18 x 3/4"	44	30	24	94	4	17,90
187102022G	22 x 1/2"	42	32	21	83	4	18,99
187304022G	22 x 3/4"	44	32	23	89	4	19,66
187100022G	22 x 1"	46	36	25	154	4	23,40
187304028G	28 x 3/4"	47	38	24	114	4	26,66
187100028G	28 x 1"	48	38	25	123	4	28,33
187114028G	28 x 1 1/4"	53	46	30	248	4	34,65
187100035G	35 x 1"	52	45	25	173	1	32,22
187114035G	35 x 1 1/4"	55	46	28	180	1	37,46
187112035G	35 x 1 1/2"	55	50	28	278	1	44,17
187114042G	42 x 1 1/4"	59	54	28	240	1	50,19
187112042G	42 x 1 1/2"	59	55	28	236	1	54,43
187112054G	54 x 1 1/2"	65	65	29	356	1	72,66
187200054G	54 x 2"	71	65	35	362	1	76,48
187212076G*	76,1 x 2 1/2"	124	80	69	780	1	319,91
187300088G*	88,9 x 3"	138	95	78	1135	1	477,97
187400108G*	108 x 4"	163	115	88	1728	1	550,24

(*) DN 76,1-88-108 Solo DVGW-ÖVGW-SZU – Only DVGW-ÖVGW-SZU – Nur DVGW-ÖVGW-SZU – Seulement DVGW-ÖVGW-SZU – Sólo DVGW-ÖVGW-SZU



190 G

B 10 13



MANICOTTO MISTO FILETTO F

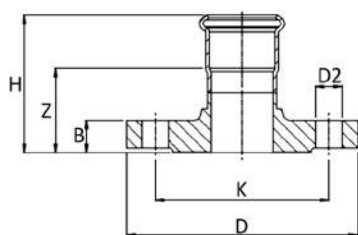
- FEMALE ADAPTER
- ÜBERGANGSSTÜCK MIT IG
- RACCORD AVEC FILETAGE FEMELLE
- UNIÓN HEMBRA

MATERIAL: AISI 316L - 1.4404

O-RING: NBR-HNBR giallo - yellow - Gelb - jaune - amarillo

THREAD: EN 10226-1 (ex ISO 7/1)

CODE	De x Rp mm x inch	L mm	Z mm	Y mm			€
190102015G	15 x 1/2"	38	27	2	64	4	17,27
190304015G	15 x 3/4"	39	32	2	75	4	18,04
190102018G	18 x 1/2"	38	27	2	89	4	18,22
190304018G	18 x 3/4"	39	32	2	80	4	19,08
190102022G	22 x 1/2"	39	32	2	99	4	19,36
190304022G	22 x 3/4"	40	32	2	82	4	22,69
190100022G	22 x 1"	43	41	2	148	4	26,83
190304028G	28 x 3/4"	42	38	2	130	4	25,91
190100028G	28 x 1"	45	41	2	158	4	35,50
190114028G	28 x 1 1/4"	48	46	2	148	4	39,42
190100035G	35 x 1"	49	46	2	216	1	34,14
190114035G	35 x 1 1/4"	52	46	2	170	1	38,72
190112035G	35 x 1 1/2"	52	55	2	284	1	44,28
190114042G	42 x 1 1/4"	56	55	2	259	1	43,81
190112042G	42 x 1 1/2"	56	55	2	243	1	60,37
190112054G	54 x 1 1/2"	60	65	1	420	1	65,75
190200054G	54 x 2"	65	65	2	314	1	89,88



193 G

≤54 B 10 13

76÷108 B 10 14



MANICOTTO
FLANGIATO

- ADAPTOR FLANGE
- ÜBERGANGSFLANSCH
- BRIDE DE RACCORDEMENT
- BRIDA ADAPTADOR

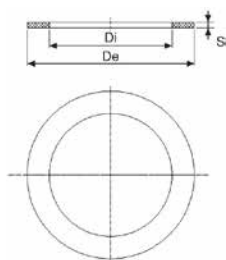
MATERIAL: AISI 316L - 1.4404

O-RING: NBR-HNBR giallo - yellow - Gelb - jaune - amarillo

PN 16



CODE	De mm	DN flg	H mm	Z mm	B mm	D mm	D2 mm	Holes Nr.	K mm			€
193015000G	15	15	55	35	14	95	14	4	65	660	1	59,08
193018000G	18	15	55,5	35,5	14	95	14	4	65	660	1	60,73
193022000G	22	20	58,5	37,5	16	105	14	4	75	945	1	70,62
193028000G	28	25	61,5	38,5	16	115	14	4	85	1140	1	86,35
193035000G	35	32	65,5	39,5	16	140	18	4	100	1640	1	121,86
193042000G	42	40	69	39	16	150	18	4	110	1800	1	142,98
193054000G	54	50	78	42	18	165	18	4	125	2450	1	176,31
193076000G*	76,1	65	105	50	18	185	18	4	145	3175	1	292,23
193088000G*	88,9	80	116	56	20	200	18	8	160	3930	1	348,68
193108000G*	108	100	132	57	20	220	18	8	180	4700	1	415,07

(*) DN 76,1-88-108 Solo DVGW-ÖVGW-SZU - Only DVGW-ÖVGW-SZU - Nur DVGW-ÖVGW-SZU - Seulement DVGW-ÖVGW-SZU - Sólo DVGW-ÖVGW-SZU

**434/PN10-16 GAS****R 30 30****GUARNIZIONE ECOLOGICA PER FLANGE**

- GASKET FOR FLANGE
- FLANSCHDICHTUNG
- JOINT POUR BRIDE
- JUNTA ECOLOGICA PARA BRIDA

**PN
10/16**
MATERIAL: NA 1100 - asbestos free
NORM: EN 1092-1

CODE	DN	De mm	Di mm	S mm			€
434015000G	15 - (1/2")	50	20	2	6	10	1,73
434020000G	20 - (3/4")	60	25	2	8	10	2,18
434025000G	25 - (1")	70	30	2	10	10	2,78
434032000G	32 - (1 1/4")	82	38	2	14	10	3,39
434040000G	40 - (1 1/2")	92	45	2	17	10	4,53
434050000G	50 - (2")	108	57	2	22	10	5,58
434065000G	65 - (2 1/2")	127	76	2	27	10	7,23
434080000G	80 - (3")	142	89	2	30	10	8,66
434100000G	100 - (4")	162	108	2	38	10	10,17

NA 1100 - esente amianto: fibre di carbonio e grafite legate con gomma NBR indicata per uso universale con alte temperature e pressioni elevate.

IMPIEGHI: adatta per la tenuta con i derivati del petrolio, acqua, vapori saturi, solventi, gas e prodotti chimici in generale

LIMITI DI IMPIEGO ORIENTATIVI

Standard 250°C / 70 bar

Vapore saturo 250°C / 40 bar

Massimi 450°C / 130 bar

OMOLOGAZIONI: DVGW per tenuta gas secondo DIN 3535 p. 6 - KTW per guarnizioni a contatto con acqua potabile

NA 1100 - asbestos-free: carbon fibers and graphite bonded with NBR rubber suitable for universal use with high temperatures and high pressures.

APPLICATIONS: suitable for sealing with petroleum derivatives, water, saturated steam, solvents, gases and chemical products in general.

GUIDELINE LIMITS

Standard 250° C / 70 bar

Saturated steam 250° C / 40 bar

Maximum 450° C / 130 bar

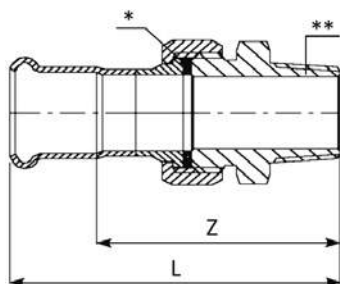
APPROVALS: DVGW for gas -DIN 3535 p. 6 - KTW for gaskets in contact with drinking water



B 1013

184/002 G

BOCCHETTONE SEDE PIANA FILETTO M

- STRAIGHT MALE UNION CONNECTOR
- DURCHGANGSVERSCHRAUBUNG MIT AUSSERGEWINDE
- RACCORD UNION FILETÉ
- RÁCOR 3 PIEZAS ROSCADO MACHO

MATERIAL: AISI 316L - 1.4404**FITTING:** [**]: ottone - brass - Messing - laiton - latón**O-RING:** NBR giallo - yellow - Gelb - jaune - amarillo**GASKET:** [*]: NBR giallo - yellow - Gelb - jaune - amarillo**THREAD:** EN 10226-1 (ex ISO 7/1)

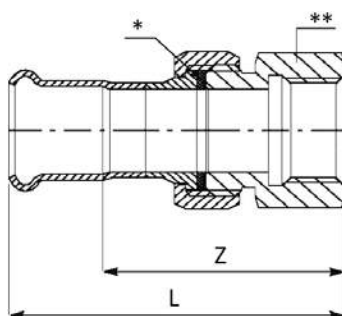
CODE	De x R mm x inch	L mm	Z mm	Gasket mm			€
184015002G	15 x 1/2"	76	56	24x14 thk 2,5	142	4	34,22
184018002G	18 x 1/2"	77	56	24x14 thk 2,5	144	4	38,96
184022122G	22 x 1/2"	79	54	30x20 thk 2,5	199	4	40,13
184022002G	22 x 3/4"	81	59	30x20 thk 2,5	202	4	40,13
184028342G	28 x 3/4"	87	64	39x27 thk 2,5	370	4	65,69
184028002G	28 x 1"	90	67	39x27 thk 2,5	364	1	65,69
184035002G	35 x 1 1/4"	101	74	44,5x34 thk 2,5	540	1	83,81
184042002G	42 x 1 1/2"	105	74	50,5x40 thk 2,5	563	1	96,24
184054002G	54 x 2"	118	83	65,5x53,5 thk 3	823	1	165,33



B 1013

184/003 G

BOCCHETTONE SEDE PIANA FILETTO F

- STRAIGHT FEMALE UNION CONNECTOR
- DURCHGANGSVERSCHRAUBUNG MIT INNENGEWINDE
- RACCORD UNION TARAUDÉ
- RÁCOR 3 PIEZAS HEMBRA

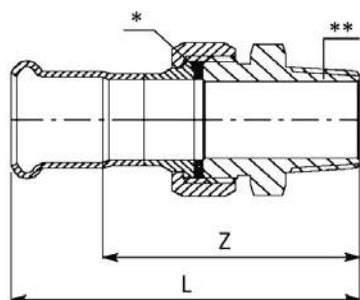
MATERIAL: AISI 316L - 1.4404**FITTING:** [**]: ottone - brass - Messing - laiton - latón**O-RING:** NBR giallo - yellow - Gelb - jaune - amarillo**GASKET:** [*]: NBR giallo - yellow - Gelb - jaune - amarillo**THREAD:** EN 10226-1 (ex ISO 7/1)



CODE	De x Rp mm x inch	L mm	Z mm	Gasket mm			€
184015003G	15 x 1/2"	71	50	24x14 thk 2,5	140	4	34,22
184018003G	18 x 1/2"	72	51	24x14 thk 2,5	145	4	41,25
184022123G	22 x 1/2"	75	54	30x20 thk 2,5	253	4	44,82
184022003G	22 x 3/4"	76	54	30x20 thk 2,5	213	4	44,82
184028343G	28 x 3/4"	83	60	39x27 thk 2,5	483	4	56,64
184028003G	28 x 1"	83	60	39x27 thk 2,5	404	4	56,64
184035003G	35 x 1 1/4"	93	66	44,5x34 thk 2,5	486	1	70,22
184042003G	42 x 1 1/2"	97	66	50,5x40 thk 2,5	536	1	87,24
184054003G	54 x 2"	116	81	65,5x53,5 thk 3	1091	1	166,45

B 10 13

184/002 INOX G**BOCCHETTONE SEDE PIANA FILETTO M**

- STRAIGHT MALE UNION CONNECTOR
- DURCHGANGSVERSCHRAUBUNG MIT AUSSENGEWINDE
- RACCORD UNION FILETÉ
- RÁCOR 3 PIEZAS ROSCADO MACHO

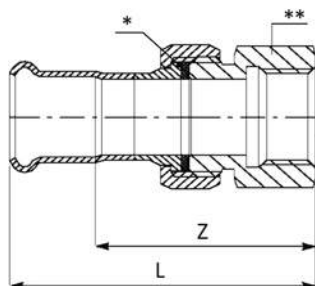
MATERIAL: AISI 316L – 1.4404**FITTING:** [**]: AISI 316L – 1.4404**O-RING:** NBR giallo - yellow - Gelb - jaune - amarillo**GASKET:** [*]: NBR giallo - yellow - Gelb - jaune - amarillo**THREAD:** EN 10226-1 (ex ISO 7/1)



CODE	De x R mm x inch	L mm	Z mm	Gasket mm			€
184015002IG	15 x 1/2"	77	56	24x14 thk 2,5	137	4	42,78
184018002IG	18 x 1/2"	77	56	24x14 thk 2,5	139	4	48,70
184022002IG	22 x 3/4"	81	59	30x20 thk 2,5	194	4	50,15
184028002IG	28 x 1"	90	67	39x27 thk 2,5	350	4	82,10
184035002IG	35 x 1 1/4"	101	74	44,5x34 thk 2,5	518	1	104,77

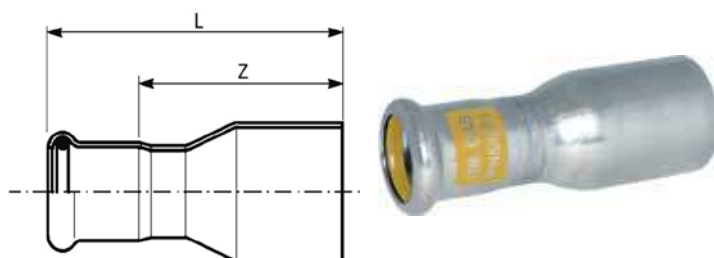
B 10 13

184/003 INOX G**BOCCHETTONE SEDE PIANA FILETTO F**

- STRAIGHT FEMALE UNION CONNECTOR
- DURCHGANGSVERSCHRAUBUNG MIT INNENGEWINDE
- RACCORD UNION TARAUDÉ
- RÁCOR 3 PIEZAS HEMBRA

MATERIAL: AISI 316L – 1.4404**FITTING:** [**]: AISI 316L – 1.4404**O-RING:** NBR giallo - yellow - Gelb - jaune - amarillo**GASKET:** [*]: NBR giallo - yellow - Gelb - jaune - amarillo**THREAD:** EN 10226-1 (ex ISO 7/1)

CODE	De x Rp mm x inch	L mm	Z mm	Gasket mm			€
184015003IG	15 x 1/2"	71	50	24x14 thk 2,5	135	4	42,78
184018003IG	18 x 1/2"	72	51	24x14 thk 2,5	140	4	51,56
184022003IG	22 x 3/4"	76	54	30x20 thk 2,5	206	4	56,07
184028003IG	28 x 1"	83	60	39x27 thk 2,5	387	4	70,79
184035003IG	35 x 1 1/4"	93	66	44,5x34 thk 2,5	467	1	87,79

**191 G**



≤54 B 10 13

76÷108 B 10 14

RIDUZIONE MF

- REDUCER
- REDUZIERSTÜCK
- REDUCTION
- REDUCCIÓN MH

MATERIAL: AISI 316L - 1.4404**O-RING:** NBR-HNBR giallo - yellow - Gelb - jaune - amarillo

CODE	De mm	L mm	Z mm			€
191018015G	18 x 15	57	37	35	4	7,53
191022015G	22 x 15	64	44	43	4	8,23
191022018G	22 x 18	60	40	47	4	8,50
191028015G	28 x 15	76,5	56,5	50	4	10,12
191028018G	28 x 18	75	55	54	4	9,95
191028022G	28 x 22	65	42,5	58	4	9,92
191035015G	35 x 15	84	64	69	1	36,54
191035018G	35 x 18	81	61	87	1	36,98
191035022G	35 x 22	70	49	90	1	12,04
191035028G	35 x 28	71	48	98	1	14,87
191042015G	42 x 15	87	67	103	1	37,77
191042018G	42 x 18	87	67	108	1	37,89
191042022G	42 x 22	97	76	120	1	39,23
191042028G	42 x 28	93	70	130	1	40,12
191042035G	42 x 35	81	55	138	1	17,37
191054015G	54 x 15	98	78	148	1	41,90
191054018G	54 x 18	98	78	161	1	41,96
191054022G	54 x 22	99	78	169	1	44,20
191054028G	54 x 28	108,5	85,5	180	1	46,00
191054035G	54 x 35	108	82	193	1	57,28
191054042G	54 x 42	97,5	67,5	210	1	19,01
191076054G*	76,1 x 54	148	112	480	1	86,60
191088054G*	88,9 x 54	161	125	585	1	94,20
191088076G*	88,9 x 76,1	184	129	810	1	128,00
191108054G*	108 x 54	178	143	835	1	101,54
191108076G*	108 x 76,1	203	148	1005	1	131,79
191108088G*	108 x 88,9	207	147	1103	1	146,79



(*) DN 76,1-88-108 Solo DVGW-OVGW - Only DVGW-OVGW - Nur DVGW-OVGW - Seulement DVGW-OVGW- Sólo DVGW-OVGW

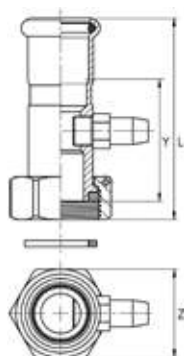
185/CON

B 10 13

**PIASTRA SUPPORTO CONTATORE**



- SUPPORT PLATE FOR GAS METER
- GASZÄHLERANSCHLUSS-GRUNDPLATTE
- SUPPORT DE COMPTEUR À GAZ
- SOPORTE CONTADOR DA GAS

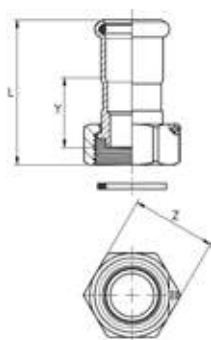
CODE	Dimensions mm x mm			€
185000CONG	90 x 345	535	1	24,56

**183/GP G****B 10 13****RACCORDO 2 PEZZI CON PRESA DI PRESSIONE**

- 2 PCS VALVE CONNECTOR PRESSION OUTLET
- ANSCHLU.2P/DRUCKAUSGANG
- RACCORD 2P AVEC SORTIE PRESSION
- RÁCOR 2P PRECINTABLE C/PURGADOR



MATERIAL: AISI 316L – 1.4404**O-RING:** NBR giallo - yellow - Gelb - jaune - amarillo**GASKET:** NBR nero - black - Schwarz - noir - negro**THREAD:** ISO 228/1 (ex DIN 259)

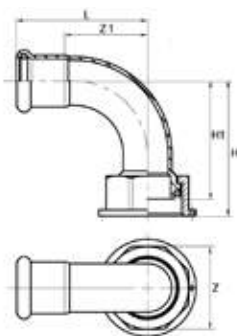
CODE	De x G mm x inch	L mm	Z mm	Y mm			€
183015304GP	15 x 3/4"	70	29	44	112	4	31,09
183015708GP	15 x 7/8"	74	34	47	160	4	35,27
183018304GP	18 x 3/4"	70	29	44,5	114	4	31,68
183018708GP	18 x 7/8"	74,5	34	47,5	156	4	35,84
183022304GP	22 x 3/4"	69,5	29	43	120	4	32,67
183022708GP	22 x 7/8"	73,5	34	45,5	149	4	36,65

**183/GD G****B 10 13****RACCORDO 2 PEZZI CON DADO FOLLE**

- 2 PCS VALVE CONNECTOR
- ANSCHLUSSVERSCHRAUBUNG
- RACCORD 2 PC/ÉCROU LIBRE
- RÁCOR 2P PRECINTABLE



MATERIAL: AISI 316L – 1.4404**O-RING:** NBR giallo - yellow - Gelb - jaune - amarillo**GASKET:** NBR nero - black - Schwarz - noir - negro**THREAD:** ISO 228/1 (ex DIN 259)

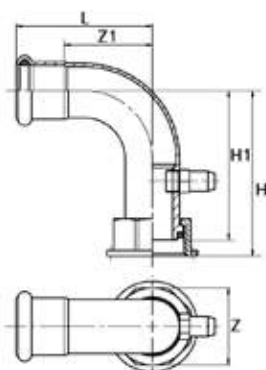
CODE	De x G mm x inch	L mm	Z mm	Y mm			€
183015020GD	15 x M20	51	24	24	54	4	20,89
183015102GD	15 x 1/2"	49	24	24	53	4	20,41
183018102GD	18 x 1/2"	48	24	23,5	56	4	21,00
183018304GD	18 x 3/4"	52	29	27,5	74	4	23,46
183018708GD	18 x 7/8"	55	34	28	98	4	31,81
183022304GD	22 x 3/4"	51,5	29	26	79	4	24,47
183022708GDA	22 x 7/8"	56,5	34	28,5	108	4	26,94
183028708GDA	28 x 7/8"	57	34	27	116	4	28,24
183028100GD	28 x 1"	58	36	28	119	4	29,22
183035114GD	35 x 1"1/4	62,5	45	28,5	180	1	34,39
183042112GD	42 x 1"1/2	73	52	33	266	1	43,08
183054200GD	54 x 2"	81	64	34,5	417	1	55,46

**183/GC G****B 10 13****RACCORDO CURVO 90° 2 PEZZI**

- 2 PCS VALVE CONNECTOR 90°
- ANSCHLUSSVERSCHRAUBUNG 90°
- RACCORD ÉCROU LIBRE 90° 2PC
- RÁCOR 90° 2P PRECINTABLE



MATERIAL: AISI 316L - 1.4404**O-RING:** NBR giallo - yellow - Gelb - jaune - amarillo**GASKET:** NBR nero - black - Schwarz - noir - negro**THREAD:** ISO 228/1 [ex DIN 259]

CODE	De x G mm x inch	L mm	Z mm	Z1 mm	H mm	H1 mm			€
183018708GC	18 x 7/8"	54	34	34	52,5	45,5	126	4	40,95
183022708GC	22 x 7/8"	60	34	39	59	52	149	4	39,80

**183/GCP G****B 10 13****RACCORDO CURVO 90° 2 PEZZI CON PRESA PRESSIONE**

- 2 PCS VALVE CONNECTOR 90° PRESSION OUTLET
- ANSCHLUSSVERSCHRAUBUNG 90° MIT DRUCKAUSGANG
- RACCORD ÉCROU LIBRE 90° 2PC AVEC SORTIE PRESSION
- RÁCOR 90° 2P PRECINTABLE C/PURGADOR

MATERIAL: AISI 316L - 1.4404**O-RING:** NBR giallo - yellow - Gelb - jaune - amarillo**GASKET:** NBR nero - black - Schwarz - noir - negro**THREAD:** ISO 228/1 [ex DIN 259]

CODE	De x G mm x inch	L mm	Z mm	Z1 mm	H mm	H1 mm			€
183018708GCP	18 x 7/8"	54	34	34	72	65	184	4	45,29
183022708GCP	22 x 7/8"	60	34	39	76	69	190	4	48,87


inoxPRES® GAS **Guarnizione / Gasket NBR**
Nero | Black | Schwarz | Noir | Negro

Particolare sede tenuta attacco contatore
 Particular seal of gas meter fitting
 art. 183/GP G - 183/GD G - 183/GC G - 183/GC G

Campi di applicazione / Fields of application

inoxPRES® FKM "SILICONE FREE"



Aria compressa
Compressed air



Ossigeno industriale O₂
Industrial oxygen O₂



Ozono O₃
Ozone O₃



Solare termico
Thermal solar



Olivo / gasolio
Oil / diesel fuel

inoxPRES® O-ring FKM
Verde | Green | Grün | Vert | Verde



SILICONE FREE

IT

I componenti del sistema Inoxpres HT risultano sgrassati:

- in classe E sulla base del livello dei residui di sostanze volatili misurati in accordo allo standard ASTM F331-05;
 - in classe D sulla base del livello dei residui di sostanze volatili misurati in accordo allo standard ASTM G 144-01;
- [test report JOB ID 147 del 09/03/2017]
Gli o-ring FKM del sistema di raccordi a pressare:
- sono stati testati con Spettrofotometria ad infrarosso (FT-IR): non si è rilevata presenza di silicone [test report RA160100 del 15/04/2016]

EN

The components of Inoxpres HT system are degreased:

- Class E on the basis of the level of residues of volatile substances measured in accordance with ASTM F331-05 standards;
 - Class D on the basis of the volatile residues level measured in accordance with ASTM G 144-01 standards;
- [Test reports JOB ID 147 - 09.03.2017]
The FKM O-rings of press fitting system:
- are tested with infrared spectrophotometry (FT-IR): It has not detected the presence of silicon [Test report RA160100 - 15.04.2016]

DE

Die Komponenten des Inoxpres HT Systems sind entfettet:

- Klasse E auf der Grundlage des Rückstands an flüchtigen Stoffen, gemessen nach ASTM F331-05-Standard;
 - Klasse D auf der Basis des flüchtigen Rückstandsniveaus, gemessen nach ASTM G 144-01 Standard;
- [Prüfberichte JOB ID 147 - 09.03.2017]
Die FKM O-Ringe für Pressfitting:
- werden mit Infrarotspektrophotometrie (FT-IR) getestet: Es wurde das Vorhandensein von Silikon nicht nachgewiesen [Prüfbericht RA160100 - 15.04.2016]

FR

Les composants du système Inoxpres HT sont dégraissés:

- Classe E sur la base du niveau des résidus de substances volatiles mesuré selon la norme ASTM F331-05;
 - Classe D sur la base du niveau des résidus de substances volatiles mesuré selon la norme ASTM G 144-01;
- [Rapports d'essai JOB ID 147 - 09/03/2017]
Les joints FKM des systèmes de raccords à sertir:
- sont testés avec spectrophotométrie infrarouge (FT-IR): Il n'a pas détecté la présence de silicone [Rapports d'essai RA160100 - 15.04.2016]

ES

Los componentes del sistema HT Inoxpres están desengrasados según:

- Clase E: La medida del nivel de residuos de sustancias volátiles conforme a la norma ASTM F331-05;
 - Clase D: La medida del nivel de residuos de sustancias volátiles conforme a la norma ASTM G 144-01;
- [Informes de prueba N.º de trabajo 147, 09/03/2017]
Las juntas tóricas FKM del sistema prensado:
- Se han comprobado con una espectrofotometría infrarroja (FT-IR): No se ha detectado la presencia de silicona.
- [Informes de prueba RA160100 de 15.04.2016]

Luglio 2018
July 2018



116/300 6 m


B 30 31

TUBO PER IMPIANTI "SILICONE FREE"

- PIPE FOR "SILICONE FREE" INSTALLATION
- ROHR FÜR "SILIKONFREIE" INSTALLATION
- TUBE POUR INSTALLATION "SANS SILICONE"
- TUBO PARA INSTALACIÓN "LIBRE DE SILICONA"

NORM: EN 10217-7 (DIN 17455) - EN 10312

Mat. Nr.: 1.4404 (AISI 316L) L=6 m Ricotto - Annealed - Geglüht - Hypertrempé - Recocido

CODE	Dimensions mm x mm	Ø int mm	L m	 kg/m	Volume l/m	Minimum package m	Bundle m	€/m
116015300	15 x 1,0	13	6	0,351	0,133	60	1014	11,66
116018300	18 x 1,0	16	6	0,426	0,201	60	1014	12,54
116022300	22 x 1,2	19,6	6	0,625	0,302	60	762	16,82
116028300	28 x 1,2	25,6	6	0,805	0,514	30	546	20,64
116035300	35 x 1,5	32	6	1,258	0,804	30	546	30,41
116042300	42 x 1,5	39	6	1,521	1,194	30	366	36,46
116054300	54 x 1,5	51	6	1,972	2,042	30	366	46,23

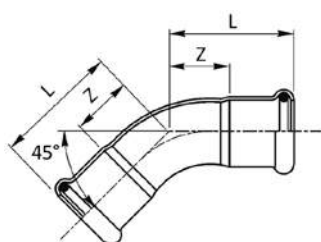
Per sistema silicone free, utilizzare solo tubo Inoxpres ricotto.

For silicone free system, only the annealed Inoxpres pipes must be used.

Für System freies Silikon, nur geglüht Inoxpres Rohre verwendet werden müssen.

Pour le système exempt de silicone, seuls les tuyaux hypertrempé Inoxpres doivent être utilisés.

Para el sistema libre de silicona, se deben utilizar únicamente tuberías recocida Inoxpres.


NEW

181/450 HT

B 10 16



CURVA 45° FF

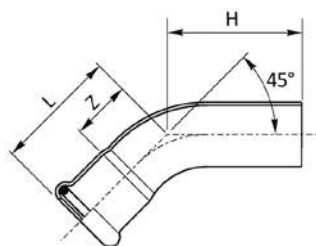
- 45° ELBOW FF
- BOGEN 45° II
- COUDE FF 45°
- CURVA 45° HH

MATERIAL: AISI 316L - 1.4404

O-RING: FKM verde - green - Grün - vert - verde

TYPE: esente silicone - silicon free
Siliconfrei - sans silicone
libre de silicona

CODE	De mm	L mm	Z mm	 g		€
181015450HT	15	36	16	50	1	12,53
181018450HT	18	37	17	64	1	13,87
181022450HT	22	41	20	82	1	16,11
181028450HT	28	47	24	112	1	19,38
181035450HT	35	43	17	127	1	22,14
181042450HT	42	51	21	177	1	35,86
181054450HT	54	62	30	273	1	46,05





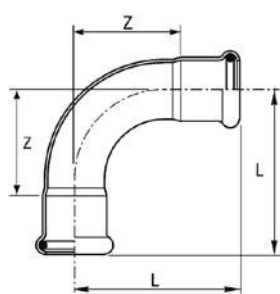
NEW

181/451 HT**CURVA 45° MF**

- 45° ELBOW MF
- BOGEN 45° IA
- COUDE MF 45°
- CURVA 45° HM

MATERIAL: AISI 316L – 1.4404**O-RING:** FKM verde – green – Grün – vert – verde**TYPE:** esente silicone – silicon free
Siliconfrei – sans silicone
libre de silicona

CODE	De mm	L mm	Z mm	H mm			€
181015451HT	15	36	16	49	50	1	12,53
181018451HT	18	37	17	43	64	1	13,42
181022451HT	22	41	20	48	82	1	15,21
181028451HT	28	47	22	54,5	112	1	18,10
181035451HT	35	43	17	57,5	132	1	20,62
181042451HT	42	51	21	72	196	1	34,55
181054451HT	54	62	26	82	296	1	44,27





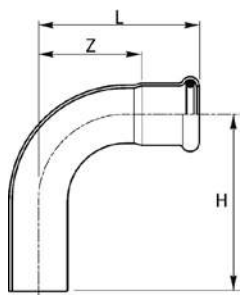
NEW

181/900 HT**CURVA 90° FF**

- 90° ELBOW FF
- BOGEN 90° II
- COUDE FF 90°
- CURVA 90° HH

MATERIAL: AISI 316L – 1.4404**O-RING:** FKM verde – green – Grün – vert – verde**TYPE:** esente silicone – silicon free
Siliconfrei – sans silicone
libre de silicona

CODE	De mm	L mm	Z mm			€
181015900HT	15	50	30	58	1	9,57
181018900HT	18	54	34	72	1	10,95
181022900HT	22	60	39	102	1	13,21
181028900HT	28	73	50	143	1	17,60
181035900HT	35	68	42	162	1	27,54
181042900HT	42	80	50	231	1	47,31
181054900HT	54	100	64	367	1	66,00





NEW

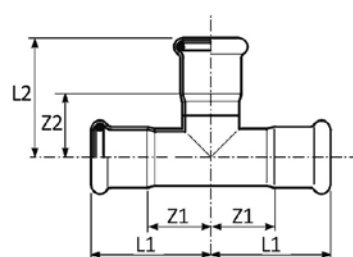
181/901 HT**CURVA 90° MF**

- 90° ELBOW MF
- BOGEN 90° IA
- COUDE MF 90°
- CURVA 90° HM

MATERIAL: AISI 316L – 1.4404**O-RING:** FKM verde – green – Grün – vert – verde**TYPE:** esente silicone – silicon free
Siliconfrei – sans silicone
libre de silicona

B 10 16

CODE	De mm	L mm	Z mm	H mm			€
181015901HT	15	50	30	63	58	1	10,03
181018901HT	18	54	34	63	72	1	11,40
181022901HT	22	60	39	71	102	1	13,67
181028901HT	28	73	50	81	143	1	17,14
181035901HT	35	68	42	82	176	1	25,23
181042901HT	42	80	50	101	253	1	45,80
181054901HT	54	100	64	120	390	1	66,38





NEW

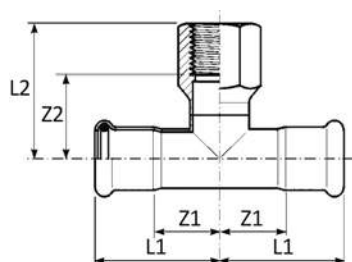
182 HT**“T”**

- EQUAL TEE
- T-STÜCK
- TÉ ÉGAL
- TE IGUAL HHH

MATERIAL: AISI 316L – 1.4404**O-RING:** FKM verde – green – Grün – vert – verde**TYPE:** esente silicone – silicon free
Siliconfrei – sans silicone
libre de silicona

B 10 16

CODE	De mm	L1 mm	L2 mm	Z1 mm	Z2 mm			€
182015000HT	15	34	39	14	19	67	1	15,91
182018000HT	18	37	41	16	21	80	1	18,61
182022000HT	22	39	45	18	24	106	1	19,95
182028000HT	28	44	50	21	27	145	1	24,35
182035000HT	35	51	57	25	31	201	1	30,33
182042000HT	42	59	65	28	35	260	1	42,90
182054000HT	54	70	77	34	42	404	1	51,16





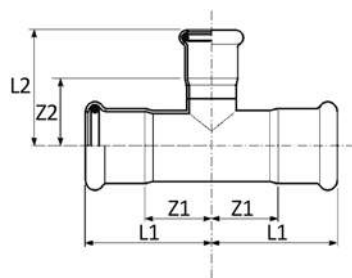
NEW

189 HT**"T" CON DERIVAZIONE FILETTO F**

- BRANCH TEE FEMALE BSP OUTLET
- T-STÜCK MIT ABGANG IG
- TÉ MIXTE AVEC FILETAGE F
- TE HEMBRA ROSCADA

MATERIAL: AISI 316L - 1.4404**O-RING:** FKM verde - green - Grün - vert - verde**TYPE:** esente silicone - silicon free
Siliconfrei - sans silicone
libre de silica**THREAD:** EN 10226-1 (ex ISO 7/1)

CODE	De mm	L1 mm	Z2 mm	Z1 mm	L2 mm			€
189102015HT	15 x 1/2" x 15	34	25	13	40	90	1	17,81
189102018HT	18 x 1/2" x 18	37	27	16	42	101	1	18,27
189102022HT	22 x 1/2" x 22	39	29	18	44	138	1	20,11
189304022HT	22 x 3/4" x 22	39	31	18	47	143	1	22,94
189102028HT	28 x 1/2" x 28	44	32	21	47	169	1	22,12
189304028HT	28 x 3/4" x 28	44	33	21	50	185	1	26,29
189100035HT	35 x 1" x 35	51	28	22	47	250	1	51,37
189100042HT	42 x 1" x 42	59	41	29	60	346	1	56,28
189200054HT	54 x 2" x 54	70	55	34	81	838	1	84,65





NEW

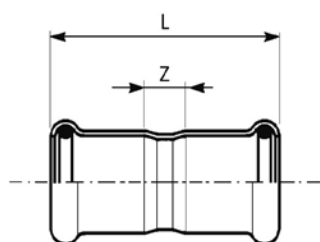
192 HT**"T" RIDOTTO**

- REDUCING TEE
- T-STÜCK MIT REDUZIERTEM ABGANG
- TÉ RÉDUIT
- TE REDUCIDA HHH

MATERIAL: AISI 316L - 1.4404**O-RING:** FKM verde - green - Grün - vert - verde**TYPE:** esente silicone - silicon free
Siliconfrei - sans silicone
libre de silica

CODE	De mm	L1 mm	L2 mm	Z1 mm	Z2 mm			€
192018015HT	18 x 15 x 18	36,5	41	15,5	21	80	1	15,97
192022018HT	22 x 18 x 22	39	44	18	23	98	1	17,58
192028022HT	28 x 22 x 28	44	47	21	26	135	1	22,52
192035022HT	35 x 22 x 35	51	51	25	30	167	1	27,48
192035028HT	35 x 28 x 35	51	54	25	31	171	1	28,59
192042028HT	42 x 28 x 42	59	57	29	34	243	1	40,30
192042035HT	42 x 35 x 42	59	61	29	35	272	1	41,19
192054035HT	54 x 35 x 54	70	68	34	42	361	1	46,16
192054042HT	54 x 42 x 54	70	72	34	42	376	1	48,44

B 10 16





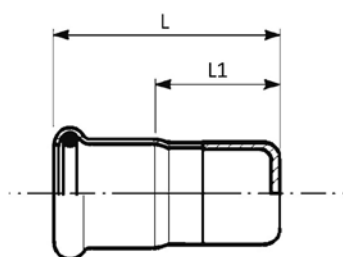
NEW

183/000 HT**MANICOTTO**

- COUPLING
- MUFFE
- MANCHON
- MANGUITO HH

MATERIAL: AISI 316L – 1.4404**O-RING:** FKM verde – green – Grün – vert – verde**TYPE:** esente silicone – silicon free
Siliconfrei – sans silicone
libre de silicona

CODE	De mm	L mm	Z mm			€
183015000HT	15	49	9	35	1	6,50
183018000HT	18	50	10	42	1	7,41
183022000HT	22	53	11	54	1	8,53
183028000HT	28	56	10	71	1	9,75
183035000HT	35	63	10	97	1	12,34
183042000HT	42	72	12	136	1	16,73
183054000HT	54	83	13	198	1	20,28





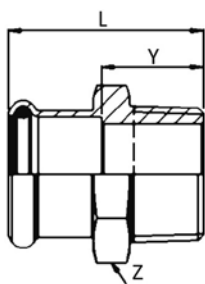
NEW

183/003 HT**TAPPO DI CHIUSURA**

- STOP END
- VERSCHLUSSKAPPE
- BOUCHON D'OBTURATION
- TAPÓN

MATERIAL: AISI 316L – 1.4404**O-RING:** FKM verde – green – Grün – vert – verde**TYPE:** esente silicone – silicon free
Siliconfrei – sans silicone
libre de silicona

CODE	De mm	L mm	L1 mm			€
183015003HT	15	44	24	32	1	8,34
183018003HT	18	44	24	38	1	8,69
183022003HT	22	45	24	51	1	10,09
183028003HT	28	48	25	68	1	13,89
183035003HT	35	52	26	95	1	15,84
183042003HT	42	56	26	126	1	24,33
183054003HT	54	62	27	185	1	28,69





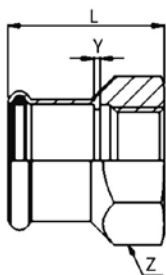
NEW

187 HT**B 10 16****MANICOTTO MISTO FILETTO M**

- MALE ADAPTER
- ÜBERGANGSSTÜCK MIT AG
- RACCORD AVEC FILETAGE MALE
- UNIÓN MACHO

MATERIAL: AISI 316L – 1.4404**O-RING:** FKM verde – green – Grün – vert – verde**TYPE:** esente silicone – silicon free
Siliconfrei – sans silicone
libre de silica**THREAD:** EN 10226-1 [ex ISO 7/1]

CODE	De x R mm x inch	L mm	Z mm	Y mm			€
187102015HT	15 x 1/2"	41	24	21	54	1	16,04
187102018HT	18 x 1/2"	41	27	21	58	1	17,46
187102022HT	22 x 1/2"	42	32	21	83	1	18,99
187304022HT	22 x 3/4"	44	32	23	89	1	19,66
187100022HT	22 x 1"	46	36	25	154	1	23,40
187304028HT	28 x 3/4"	47	38	24	114	1	26,66
187100028HT	28 x 1"	48	38	25	123	1	28,33
187114035HT	35 x 1 1/4"	55	46	28	180	1	37,46
187112042HT	42 x 1 1/2"	59	55	28	236	1	54,43
187200054HT	54 x 2"	71	65	35	362	1	76,48





NEW

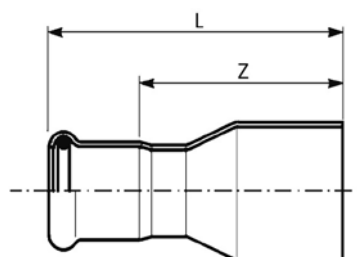
190 HT**B 10 16****MANICOTTO MISTO FILETTO F**

- FEMALE ADAPTER
- ÜBERGANGSSTÜCK MIT IG
- RACCORD AVEC FILETAGE FEMELLE
- UNIÓN HEMBRA

MATERIAL: AISI 316L – 1.4404**O-RING:** FKM verde – green – Grün – vert – verde**TYPE:** esente silicone – silicon free
Siliconfrei – sans silicone
libre de silica**THREAD:** EN 10226-1 [ex ISO 7/1]

CODE	De x Rp mm x inch	L mm	Z mm	Y mm			€
190102015HT	15 x 1/2"	38	27	2	64	1	17,27
190102018HT	18 x 1/2"	38	27	2	89	1	18,22
190304022HT	22 x 3/4"	40	32	2	82	1	22,69
190304028HT	28 x 3/4"	42	38	2	130	1	25,91
190100028HT	28 x 1"	45	41	2	158	1	35,50
190114035HT	35 x 1 1/4"	52	46	2	170	1	38,72
190112042HT	42 x 1 1/2"	56	55	2	243	1	60,37
190200054HT	54 x 2"	65	65	2	314	1	89,88

B 10 16





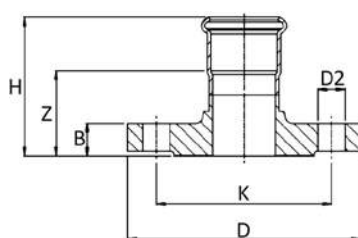
NEW

191 HT**RIDUZIONE MF**

- REDUCER
- REDUZIERSTÜCK
- REDUCTION
- REDUCCIÓN MH

MATERIAL: AISI 316L – 1.4404**O-RING:** FKM verde – green – Grün – vert – verde**TYPE:** esente silicone – silicon free
Siliconfrei – sans silicone
libre de silicona

CODE	De mm	L mm	Z mm			€
191018015HT	18 x 15	57	37	35	1	7,53
191022018HT	22 x 18	60	60	47	1	8,50
191028015HT	28 x 15	56,5	76,5	50	1	10,12
191028022HT	28 x 22	65	42,5	58	1	9,92
191035028HT	35 x 28	71	48	98	1	14,87
191042035HT	42 x 35	81	55	138	1	17,37
191054042HT	54 x 42	97,5	67,5	210	1	19,01



NEW



193/000 HT**MANICOTTO FLANGIATO**

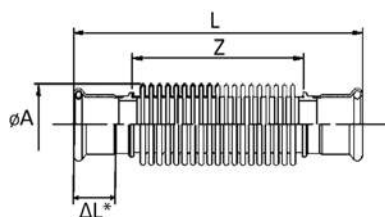
- ADAPTOR FLANGE
- ÜBERGANGSFLANSCH
- BRIDE DE RACCORDEMENT
- BRIDA ADAPTADOR

MATERIAL: AISI 316L – 1.4404**O-RING:** FKM verde – green – Grün – vert – verde**TYPE:** esente silicone – silicon free
Siliconfrei – sans silicone
libre de silicona

PN 16

B 10 16

CODE	De mm	DN flg	H mm	Z mm	B mm	D mm	D2 mm	Holes Nr.	K mm			€
193015000HT	15	15	55	35	14	95	14	4	65	660	1	59,08
193018000HT	18	15	55,5	35,5	14	95	14	4	65	660	1	60,73
193022000HT	22	20	58,5	37,5	16	105	14	4	75	945	1	70,62
193028000HT	28	25	61,5	38,5	16	115	14	4	85	1140	1	86,35
193035000HT	35	32	65,5	39,5	16	140	18	4	100	1640	1	121,86
193042000HT	42	40	69	39	16	150	18	4	110	1800	1	142,98
193054000HT	54	50	78	42	18	165	18	4	125	2450	1	176,31





NEW

199 HT**COMPENSATORE DI DILATAZIONE**

- EXPANSION COMPENSATOR
- WELLENKOMPENSATOR
- COMPENSATEUR D'EXPANSION
- DILATADOR

MATERIAL: AISI 316L – 1.4404**O-RING:** FKM verde – green – Grün – vert – verde**TYPE:** esente silicone – silicon free
Siliconfrei – sans silicone
libre de silica**NOTE:** * ΔL max: 1000 Cicli – 1000 Abläufe
1000 Cycles – 1000 Cycles
1000 Ciclos

CODE	De mm	L mm	ΔL* mm	Z mm	A mm			€
199015000HT	15	139	16	71	23	80	1	142,65
199018000HT	18	143	18	74	28	108	1	156,89
199022000HT	22	139	20	68	34	130	1	174,72
199028000HT	28	150	22	73	41	155	1	224,68
199035000HT	35	177	26	90	52	251	1	278,13
199042000HT	42	202	32	107	62	440	1	331,63
199054000HT	54	221	36	113	72	550	1	410,08

Applicazioni industriali**O-ring FKM verde**

- > Aria compressa
- > Ossigeno industriale O₂ (no alimentare/ospedaliero)
- > Ozono O₃
- > Solare termico P max 6 bar; T max 220°C
- > Olio / Gasolio

Utilizzare solo tubazioni “ricotte”. Eventuali altre veicolazioni di fluidi particolari, devono essere valutate dall'ufficio tecnico di RM.

Industrial applications**Green FKM O-Ring**

- > Compressed air
- > Industrial Oxygen O₂ (no food/hospital)
- > Ozone O₃
- > Thermal solar P max 6 bar; T max 220°C
- > Oil/diesel fuel

Only “annealed” pipes can be used. Any other vehiculation of special fluids, must be evaluated from RM technical office.

Gamma dimensionale / Product range

ø 15 ÷ 54 mm

A richiesta / On demand

ø 76,1 ÷ 108 mm

Altre figure possono essere fornite “a richiesta”

Other figures can be provided “on demand”

Andere Bilder kann “auf Anfrage” vorgesehen sein

D'autres figures peuvent être fournis “sur demande”

Otras figuras pueden ser proporcionadas “bajo demanda”

Campi di applicazione / Fields of application

inoxPRES® STEAM



**Vapore saturo
Saturated steam
Max 7 bar / 165°C**

inoxPRES® O-ring STEAM

Bianco | White | Weiß | Blanc | Blanco



Luglio 2018
July 2018



116/200 6 m

B 30 31

TUBO PER VAPORE SATURO

- PIPE FOR SATURATED STEAM
- ROHR FÜR SATTDAMPF
- TUBE POUR VAPEUR SATURÉE
- TUBO PARA VAPOR SATURADO

NORM: EN 10217-7 (DIN 17455) - EN 10312

Mat. Nr.: 1.4404 (AISI 316L) L=6 m

Crudo - Not annealed - Ungeglüht - Non-hypertrempé - Crudo

CODE	Dimensions mm x mm	Ø int mm	L m	kg/m	Volume l/m	Minimum package m	Bundle m	€/m
116015200	15 x 1,0	13	6	0,351	0,133	60	1014	8,23
116018200	18 x 1,0	16	6	0,426	0,201	60	1014	9,36
116022200	22 x 1,2	19,6	6	0,625	0,302	60	762	13,05
116028200	28 x 1,2	25,6	6	0,805	0,514	30	546	16,46
116035200	35 x 1,5	32	6	1,258	0,804	30	546	24,87
116042200	42 x 1,5	39	6	1,521	1,194	30	366	29,72
116054200	54 x 1,5	51	6	1,972	2,042	30	366	38,17

Luglio 2018
July 2018



116/300 6 m


B 30 31

TUBO PER VAPORE SATURO

- PIPE FOR SATURATED STEAM
- ROHR FÜR SATTDAMPF
- TUBE POUR VAPEUR SATURÉE
- TUBO PARA VAPOR SATURADO

NORM: EN 10217-7 (DIN 17455) - EN 10312

Mat. Nr.: 1.4404 (AISI 316L) L=6 m
Ricotto - Annealed - Geglüht - Hypertrempé - Recocido

CODE	Dimensions mm x mm	Ø int mm	L m	 kg/m	Volume l/m	Minimum package m	Bundle m	€/m
116015300	15 x 1,0	13	6	0,351	0,133	60	1014	11,66
116018300	18 x 1,0	16	6	0,426	0,201	60	1014	12,54
116022300	22 x 1,2	19,6	6	0,625	0,302	60	762	16,82
116028300	28 x 1,2	25,6	6	0,805	0,514	30	546	20,64
116035300	35 x 1,5	32	6	1,258	0,804	30	546	30,41
116042300	42 x 1,5	39	6	1,521	1,194	30	366	36,46
116054300	54 x 1,5	51	6	1,972	2,042	30	366	46,23

Luglio 2018
July 2018



114/200 6 m


B 30 34

TUBO PER VAPORE SATURO

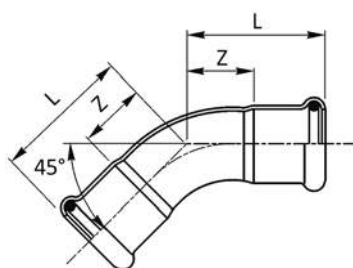
- PIPE FOR SATURATED STEAM
- ROHR FÜR SATTDAMPF
- TUBE POUR VAPEUR SATURÉE
- TUBO PARA VAPOR SATURADO

NORM: EN 10217-7 (DIN 17455)

Mat. Nr.: 1.4301 (AISI 304) L=6 m
Crudo - Not annealed - Ungeglüht - Non-hypertrempé - Crudo

CODE	Dimensions mm x mm	Ø int mm	L m	 kg/m	Volume l/m	Minimum package m	Bundle m	€/m
114015200	15 x 1,0	13	6	0,351	0,133	60	1014	5,96
114018200	18 x 1,0	16	6	0,426	0,201	60	1014	7,02
114022200	22 x 1,2	19,6	6	0,625	0,302	60	762	9,91
114028200	28 x 1,2	25,6	6	0,805	0,514	30	546	12,75
114035200	35 x 1,5	32	6	1,258	0,804	30	546	19,24
114042200	42 x 1,5	39	6	1,521	1,194	30	366	23,68
114054200	54 x 1,5	51	6	1,972	2,042	30	366	31,35

B 10 15





NEW

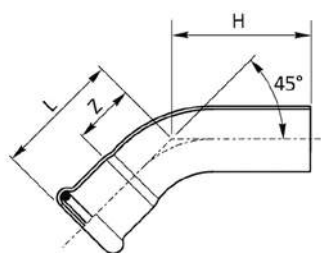
181/450 ST**CURVA 45° FF**

- 45° ELBOW FF
- BOGEN 45° II
- COUDE FF 45°
- CURVA 45° HH

MATERIAL: AISI 316L – 1.4404**O-RING:** STEAM bianco - white - Weiß
blanc - blanco**TYPE:** vapore saturo - saturated steam
Satttdampf - vapeur saturée
vapor saturado
P max 7 bar - T max 165°C

CODE	De mm	L mm	Z mm			€
181015450ST	15	36	16	50	1	13,78
181018450ST	18	37	17	64	1	15,26
181022450ST	22	41	20	82	1	17,72
181028450ST	28	47	24	112	1	21,32
181035450ST	35	43	17	127	1	24,35
181042450ST	42	51	21	177	1	39,45
181054450ST	54	62	30	273	1	50,66

B 10 15





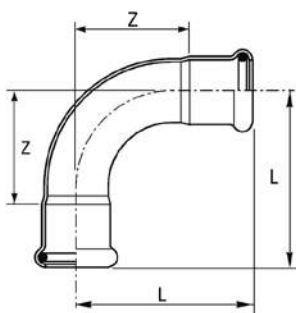
NEW

181/451 ST**CURVA 45° MF**

- 45° ELBOW MF
- BOGEN 45° IA
- COUDE MF 45°
- CURVA 45° HM

MATERIAL: AISI 316L – 1.4404**O-RING:** STEAM bianco - white - Weiß
blanc - blanco**TYPE:** vapore saturo - saturated steam
Satttdampf - vapeur saturée
vapor saturado
P max 7 bar - T max 165°C

CODE	De mm	L mm	H mm	Z mm			€
181015451ST	15	36	49	16	50	1	13,78
181018451ST	18	37	43	17	64	1	14,76
181022451ST	22	41	48	20	82	1	16,73
181028451ST	28	47	54,5	22	112	1	19,91
181035451ST	35	43	57,5	17	132	1	22,68
181042451ST	42	51	72	21	196	1	38,01
181054451ST	54	62	82	26	296	1	48,70





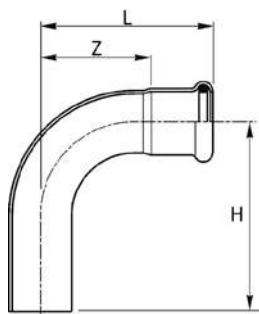
NEW

181/900 ST**CURVA 90° FF**

- 90° ELBOW FF
- BOGEN 90° II
- COUDE FF 90°
- CURVA 90° HH

MATERIAL: AISI 316L – 1.4404**O-RING:** STEAM bianco – white – Weiß
blanc – blanco**TYPE:** vapore saturo – saturated steam
Sattdampf – vapeur saturée
vapor saturado
P max 7 bar – T max 165°C

CODE	De mm	L mm	Z mm			€
181015900ST	15	50	30	58	1	10,53
181018900ST	18	54	34	72	1	12,05
181022900ST	22	60	39	102	1	14,53
181028900ST	28	73	50	143	1	19,36
181035900ST	35	68	42	162	1	30,29
181042900ST	42	80	50	231	1	52,04
181054900ST	54	100	64	367	1	72,60





NEW

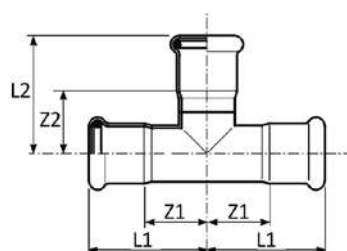
181/901 ST**CURVA 90° MF**

- 90° ELBOW MF
- BOGEN 90° IA
- COUDE MF 90°
- CURVA 90° HM

MATERIAL: AISI 316L – 1.4404**O-RING:** STEAM bianco – white – Weiß
blanc – blanco**TYPE:** vapore saturo – saturated steam
Sattdampf – vapeur saturée
vapor saturado
P max 7 bar – T max 165°C

CODE	De mm	L mm	H mm	Z mm			€
181015901ST	15	50	63	30	58	1	11,03
181018901ST	18	54	63	34	72	1	12,54
181022901ST	22	60	71	39	102	1	15,04
181028901ST	28	73	81	50	143	1	18,85
181035901ST	35	68	82	42	176	1	27,75
181042901ST	42	80	101	50	253	1	50,38
181054901ST	54	100	120	64	390	1	73,02

B 10 15





NEW

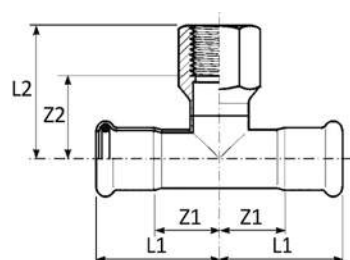
182 ST**"T"**

- EQUAL TEE
- T-STÜCK
- TÉ ÉGAL
- TE IGUAL HHH

MATERIAL: AISI 316L – 1.4404
O-RING: STEAM bianco - white - Weiß
 blanc - blanco
TYPE: vapore saturo - saturated steam
 Sattedampf - vapeur saturée
 vapor saturado
 P max 7 bar - T max 165°C

CODE	De mm	Z1 mm	Z2 mm	L1 mm	L2 mm			€
182015000ST	15	14	19	34	39	67	1	17,50
182018000ST	18	16	21	37	41	80	1	20,47
182022000ST	22	18	24	39	45	106	1	21,95
182028000ST	28	21	27	44	50	145	1	26,79
182035000ST	35	25	31	51	57	201	1	33,36
182042000ST	42	28	35	59	65	260	1	47,19
182054000ST	54	34	42	70	77	404	1	56,28

B 10 15





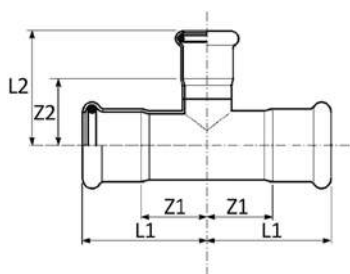
NEW

189 ST**"T" CON DERIVAZIONE FILETTO F**

- BRANCH TEE FEMALE BSP OUTLET
- T-STÜCK MIT ABGANG IG
- TÉ MIXTE AVEC FILETAGE F
- TE HEMBRA ROSCADA

MATERIAL: AISI 316L – 1.4404
O-RING: STEAM bianco - white - Weiß
 blanc - blanco
TYPE: vapore saturo - saturated steam
 Sattedampf - vapeur saturée
 vapor saturado
 P max 7 bar - T max 165°C
THREAD: EN 10226-1 (ex ISO 7/1)

CODE	De x Rp x De mm x inch x mm	L1 mm	L2 mm	Z1 mm	Z2 mm			€
189102015ST	15 x 1/2" x 15	34	40	13	25	90	1	19,59
189102018ST	18 x 1/2" x 18	37	42	16	27	101	1	20,10
189102022ST	22 x 1/2" x 22	39	44	18	29	138	1	22,12
189304022ST	22 x 3/4" x 22	39	47	18	31	143	1	25,23
189102028ST	28 x 1/2" x 28	44	47	21	32	169	1	24,33
189304028ST	28 x 3/4" x 28	44	50	21	33	185	1	28,92
189100035ST	35 x 1" x 35	51	47	22	28	250	1	56,51
189100042ST	42 x 1" x 42	59	60	29	41	346	1	61,91
189200054ST	54 x 2" x 54	70	81	34	55	838	1	93,12





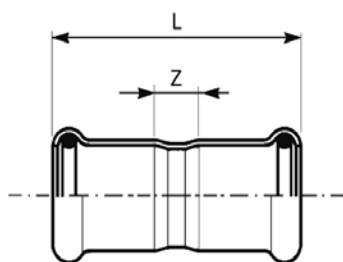
NEW

192 ST**“T” RIDOTTO**

- REDUCING TEE
- T-STÜCK MIT REDUZIERTEM ABGANG
- TÉ RÉDUIT
- TE REDUCIDA HHH

MATERIAL: AISI 316L – 1.4404**O-RING:** STEAM bianco – white – Weiß
blanc – blanco**TYPE:** vapore saturo – saturated steam
Sattdampf – vapeur saturée
vapor saturado
P max 7 bar – T max 165°C

CODE	De mm	L1 mm	L2 mm	Z1 mm	Z2 mm			€
192018015ST	18 x 15 x 18	36,5	41	15,5	21	80	1	17,57
192022018ST	22 x 18 x 22	39	43	18	23	95	1	19,34
192028022ST	28 x 22 x 28	44	47	21	26	135	1	24,77
192035022ST	35 x 22 x 35	51	51	25	30	167	1	30,23
192035028ST	35 x 28 x 35	51	54	25	31	171	1	31,45
192042028ST	42 x 28 x 42	59	57	29	34	243	1	44,33
192042035ST	42 x 35 x 42	59	61	29	35	272	1	45,31
192054035ST	54 x 35 x 54	70	68	34	42	361	1	50,78
192054042ST	54 x 42 x 54	70	72	34	42	376	1	53,28





NEW

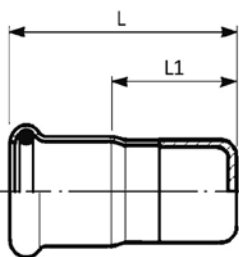
183/000 ST**MANICOTTO**

- COUPLING
- MUFFE
- MANCHON
- MANGUITO HH

MATERIAL: AISI 316L – 1.4404**O-RING:** STEAM bianco – white – Weiß
blanc – blanco**TYPE:** vapore saturo – saturated steam
Sattdampf – vapeur saturée
vapor saturado
P max 7 bar – T max 165°C

CODE	De mm	L mm	Z mm			€
183015000ST	15	49	9	35	1	7,15
183018000ST	18	50	10	42	1	8,15
183022000ST	22	53	11	54	1	9,38
183028000ST	28	56	10	71	1	10,73
183035000ST	35	63	10	97	1	13,57
183042000ST	42	72	12	136	1	18,40
183054000ST	54	83	13	198	1	22,31

B 10 15





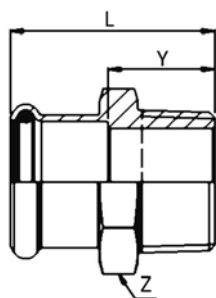
NEW

183/003 ST**TAPPO DI CHIUSURA**

- STOP END
- VERSCHLUSSKAPPE
- BOUCHON D'OBTURATION
- TAPÓN

MATERIAL: AISI 316L – 1.4404
O-RING: STEAM bianco - white - Weiß
 blanc - blanco
TYPE: vapore saturo - saturated steam
 Sattedampf - vapeur saturée
 vapor saturado
 P max 7 bar - T max 165°C

CODE	De mm	L mm	L1 mm			€
183015003ST	15	44	24	32	1	9,17
183018003ST	18	44	24	38	1	9,56
183022003ST	22	45	24	51	1	11,10
183028003ST	28	48	25	68	1	15,28
183035003ST	35	52	26	95	1	17,42
183042003ST	42	56	26	126	1	26,76
183054003ST	54	62	27	185	1	31,56





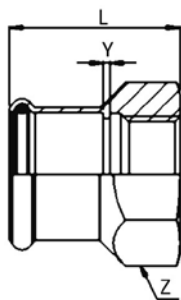
NEW

187 ST**MANICOTTO MISTO FILETTO M**

- MALE ADAPTER
- ÜBERGANGSSTÜCK MIT AG
- RACCORD AVEC FILETAGE MALE
- UNIÓN MACHO

MATERIAL: AISI 316L – 1.4404
O-RING: STEAM bianco - white - Weiß
 blanc - blanco
TYPE: vapore saturo - saturated steam
 Sattedampf - vapeur saturée
 vapor saturado
 P max 7 bar - T max 165°C
THREAD: EN 10226-1 (ex ISO 7/1)

CODE	De x R mm x inch	L mm	Z mm	Y mm			€
187102015ST	15 x 1/2"	41	24	21	54	1	17,64
187102018ST	18 x 1/2"	41	27	21	58	1	19,21
187102022ST	22 x 1/2"	42	32	21	83	1	20,89
187304022ST	22 x 3/4"	44	32	23	89	1	21,63
187100022ST	22 x 1"	46	36	25	154	1	25,74
187304028ST	28 x 3/4"	47	38	24	114	1	29,33
187100028ST	28 x 1"	48	38	25	123	1	31,16
187114035ST	35 x 1 1/4"	55	46	28	180	1	41,21
187112042ST	42 x 1 1/2"	59	55	28	236	1	59,87
187200054ST	54 x 2"	71	65	35	362	1	84,13





NEW

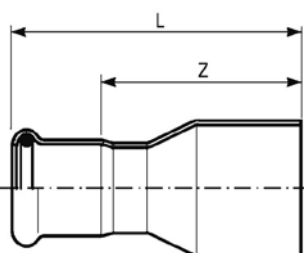
190 ST**MANICOTTO MISTO FILETTO F**

- FEMALE ADAPTER
- ÜBERGANGSSTÜCK MIT IG
- RACCORD AVEC FILETAGE FEMELLE
- UNIÓN HEMBRA

MATERIAL: AISI 316L – 1.4404**O-RING:** STEAM bianco – white – Weiß
blanc – blanco**TYPE:** vapore saturo – saturated steam
Sattdampf – vapeur saturée
vapor saturado
P max 7 bar – T max 165°C**THREAD:** EN 10226-1 (ex ISO 7/1)

B 10 15

CODE	De x Rp mm x inch	L mm	Z mm	Y mm	 g		€
190102015ST	15 x 1/2"	38	27	2	64	1	19,00
190102018ST	18 x 1/2"	38	27	2	89	1	20,04
190304022ST	22 x 3/4"	40	32	2	82	1	24,96
190304028ST	28 x 3/4"	42	38	2	130	1	28,50
190100028ST	28 x 1"	45	41	2	158	1	39,05
190114035ST	35 x 1 1/4"	52	46	2	170	1	42,59
190112042ST	42 x 1 1/2"	56	55	2	243	1	66,41
190200054ST	54 x 2"	65	65	2	314	1	98,87





NEW

191 ST**RIDUZIONE MF**

- REDUCER
- REDUZIERSTÜCK
- REDUCTION
- REDUCCIÓN MH

MATERIAL: AISI 316L – 1.4404**O-RING:** STEAM bianco – white – Weiß
blanc – blanco**TYPE:** vapore saturo – saturated steam
Sattdampf – vapeur saturée
vapor saturado
P max 7 bar – T max 165°C

B 10 15

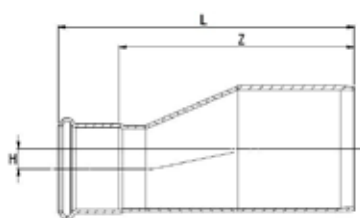
CODE	De mm	L mm	Z mm	 g		€
191018015ST	18 x 15	57	37	35	1	8,28
191022018ST	22 x 18	60	40	47	1	9,35
191028022ST	28 x 22	65	42,5	58	1	10,91
191035028ST	35 x 28	71	48	98	1	16,36
191042035ST	42 x 35	81	55	138	1	19,11
191054042ST	54 x 42	97,5	67,5	210	1	20,91



B 10 15

NEW

191/E ST**RIDUZIONE ECCENTRICA**

- ECCENTRIC REDUCER
- REDUZIERSTÜCK EXZENTRISCH
- RÉDUCTION EXCENTRIQUE
- REDUCCIÓN EXCÉNTRICA

MATERIAL: AISI 316L - 1.4404**O-RING:** STEAM bianco - white - Weiß
blanc - blanco**TYPE:** vapore saturo - saturated steam
Satttdampf - vapeur saturée
vapor saturado
P max 7 bar - T max 165°C

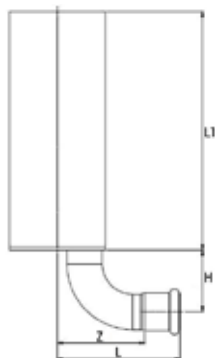
CODE	De mm	L mm	Z mm	H mm			€
191042028EST	42 x 28	101,5	78,5	6	140	1	42,97
191054028EST	54 x 28	123,5	100,5	12	206	1	49,27
191054035EST	54 x 35	127	101,5	8,5	224	1	61,35



B 10 15

NEW

191/C ST**SCARICO CONDENSA**

- CONDENSATE DRAIN
- KONDENSATABLEITER
- ÉVACUATION DES CONDENSATS
- DRENAJE DE CONDENSADO

MATERIAL: AISI 316L - 1.4404**O-RING:** STEAM bianco - white - Weiß
blanc - blanco**TYPE:** vapore saturo - saturated steam
Satttdampf - vapeur saturée
vapor saturado
P max 7 bar - T max 165°C

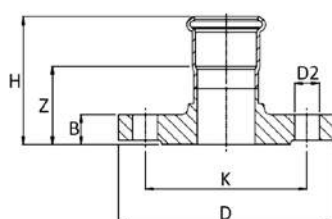
CODE	De mm	L mm	L1 mm	Z mm	H mm			€
191054018CST	54 x 18	69,5	135	49,5	35	354	1	55,42

B 10 15



NEW

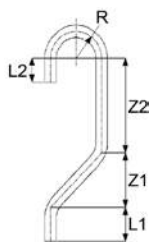
193/000 ST**MANICOTTO FLANGIATO**

- ADAPTOR FLANGE
- ÜBERGANGSFLANSCH
- BRIDE DE RACCORDEMENT
- BRIDA ADAPTADOR

MATERIAL: AISI 316L - 1.4404**O-RING:** STEAM bianco - white - Weiß
blanc - blanco**TYPE:** vapore saturo - saturated steam
Satttdampf - vapeur saturée
vapor saturado
P max 7 bar - T max 165°C

PN 16

CODE	De mm	DN flg	H mm	Z mm	B mm	D mm	D2 mm	Holes Nr.	K mm			€
193015000ST	15	15	55	35	14	95	14	4	65	660	1	64,99
193018000ST	18	15	55,5	35,5	14	95	14	4	65	660	1	66,80
193022000ST	22	20	58,5	37,5	16	105	14	4	75	945	1	77,68
193028000ST	28	25	61,5	38,5	16	115	14	4	85	1140	1	94,99
193035000ST	35	32	65,5	39,5	16	140	18	4	100	1640	1	134,05
193042000ST	42	40	69	39	16	150	18	4	110	1800	1	157,28
193054000ST	54	50	78	42	18	165	18	4	125	2450	1	193,94



178

TUBO PER DERIVAZIONE VAPORE SATURO

- PIPE FOR SATURATED STEAM BYPASS
- ROHR FÜR SATTDAMPF-BYPASS
- TUBE POUR DÉRIVATION VAPEUR SATURÉE
- TUBO PARA DERIVACIÓN DE VAPOR SATURADO

MATERIAL: AISI 316L – 1.4404

CODE	De mm	L1 mm	L2 mm	Z1 mm	Z2 mm	R mm				€
178015316	15	30	30	96	114	35	143	1	20	29,60
178018316	18	50	35	108	112	39	195	1	20	31,70
178022316	22	50	35	110	110	41	359	1	20	37,43
178028316	28	60	40	139	113	51	550	1	15	54,94

Applicazioni industriali**O-Ring STEAM bianco**

➤ Vapore saturo **P max 7 bar; T max 165°C**

Eventuali altre veicolazioni di fluidi particolari, devono essere valutate dall'ufficio tecnico di RM.

Industrial applications**White STEAM O - ring**

➤ Saturated steam **P max 7 bar; T max 165°C**

Any other vehiculation of specialfluids, must be evaluated from RM technical office.

Gamma dimensionale / Product range

ø 15 ÷ 54 mm

A richiesta / On demand

ø 76,1 ÷ 108 mm

Altre figure possono essere fornite "a richiesta"





















Other figures can be provided "on demand"

Andere Bilder kann "auf Anfrage" vorgesehen sein

D'autres figures peuvent être fournis "sur demande"

Otras figuras pueden ser proporcionadas "bajo demanda"

Certificazioni / Certifications

		SYSTÈMES DE CANALISATIONS DE DISTRIBUTION D'EAU - SYSTÈME STEELPRES	79 - 1975	Ø 15 - 108 mm
		TUBE FITTINGS - STEELPRES	P-14757	Ø 15 - 108 mm
		STEELPRES PRESSFITTINGSYSTEM	POCC IT.MH08.H26536	Ø 15 - 108 mm
		HORGANYZOTT ACÉL CSŐVEK ÉS PRÉSIDOMOK STEELPRES PVC BEVONATOS HORGANYZOTT ACÉL CSŐVEK	A-2156/2012	Ø 15 - 108 mm
		LACZNIKI ZAPRASOWYWANE ZE STALI SYSTEMU INOXPRES I STEELPRES DO LACZENIA RUR ZE STALI	AT-15-7863/2014	Ø 15 - 108 mm
		RURY I KSZTAŁTKI DN 20 DO DN 50, ZE STALI WĘGLOWEJ OCYNKOWANEJ, SYSTEM STEELPRES	AT-1106-0269/2010/2015	Ø 22 - 54 mm
		SYSTEM OF STEEL PIPES AND STEEL COMPRESSION FITTINGS STEELPRES	202/C5/2017/B-30-00186-17	Ø 15 - 108 mm
		SYSTÉM OCEĽOVÝCH RÚR A OCEĽOVÝCH LISOVACÍCH TVAROVIEK STEELPRES	0026/104/2011	Ø 15 - 108 mm
		STEELPRES, PIPING SYSTEM AND FITTING	15-GE1329696-PDA	Ø 15 - 108 mm
		STEELPRES, MECHANICAL JOINTS	ML 16T00012	Ø 15 - 108 mm

Campi di applicazione / Fields of application



Riscaldamento
Heating



Raffrescamento
Cooling



Solare termico con
O-Ring FKM
Solar thermal with
FKM O-Ring




Aria compressa
Compressed air



Antincendio
Fire protection systems


steelPRES® O-ring EPDM
Nero | Black | Schwarz | Noir | Negro



**316/005****≤54 B 40 41****76÷108 B 40 42****ZINCATO
ESTERNAMENTE**

- OUTSIDE GALVANIZED
- AUSSEN VERZINKT
- GALVANISÉS EXTÉRIEUR
- GALVANIZADO EXTERIOR

NORM: EN 10305-3**Mat. Nr.: 1.0215 (E 220 CR2S4) L=6 m**

CODE	Dimensions mm x mm	Ø int mm	L m	 kg/m	Volume l/m	Minimum package m	Bundle m	€/m
316012005	12 x 1,2	9,6	6	0,320	0,072	150	1014	2,26
316015005	15 x 1,2	12,6	6	0,408	0,125	120	1014	2,50
316018005	18 x 1,2	15,6	6	0,497	0,191	90	1014	2,72
316022005	22 x 1,5	19	6	0,824	0,284	60	762	4,17
316028005	28 x 1,5	25	6	1,052	0,491	60	546	5,47
316035005	35 x 1,5	32	6	1,320	0,804	30	546	6,99
316042005	42 x 1,5	39	6	1,620	1,194	30	366	8,19
316054005	54 x 1,5	51	6	2,089	2,042	30	366	11,39
316076005	76,1 x 2,0	72,1	6	3,652	4,080	12	114	25,65
316088005	88,9 x 2,0	84,9	6	4,290	5,660	12	114	31,86
316108005	108 x 2,0	104	6	5,230	8,490	6	114	39,13

Raccomandato per impianti di riscaldamento**Recommended for heating installation****Empfehl für Heizungsanlagen****Recommandé pour installations de chauffage****Recomendado para instalaciones de calefacción**



316/003

≤54 B 40 44
76÷108 B 40 45

**ZINCATO
ESTERNAMENTE CON RIVESTIMENTO
IN PP**

- OUTSIDE GALVANIZED WITH PP-COATING
- AUSSEN VERZINKT MIT PP-UMMANTELUNG
- GALVANISÉS EXTÉRIEUR AVEC REVÊTEMENT PP
- GALVANIZADO EXTERIOR RECOCIDO

NORM: EN 10305-3

Mat. Nr.: 1.0215 [E 220 CR2S4] + PP L=6 m

CODE	Dimensions mm x mm	Ø int mm	L m	kg/m	Volume l/m	Minimum package m	Bundle m	€/m
316012003	12 x 1,2	9,6	6	0,358	0,072	150	1014	3,72
316015003	15 x 1,2	12,6	6	0,454	0,125	120	1014	4,20
316018003	18 x 1,2	15,6	6	0,552	0,191	90	1014	4,64
316022003	22 x 1,5	19	6	0,890	0,284	60	762	6,48
316028003	28 x 1,5	25	6	1,136	0,491	60	546	8,19
316035003	35 x 1,5	32	6	1,424	0,804	30	546	10,53
316042003	42 x 1,5	39	6	1,744	1,194	30	366	12,26
316054003	54 x 1,5	51	6	2,257	2,042	30	366	16,64
316076003	76,1 x 2,0	72,1	6	3,875	4,080	12	114	34,81
316088003	88,9 x 2,0	84,9	6	4,550	5,660	12	114	42,13
316108003	108 x 2,0	104	6	5,545	8,490	6	114	51,26

Spessore polipropilene: 1 mm
Polypropylene thickness: 1 mm
Dicken polypropylen: 1 mm
Polypropylène d'épaisseur: 1 mm
Polipropileno de espesor: 1 mm

Raccomandato per impianti di raffrescamento

Recommended for cooling installation

Empfehl fuer Kuehlungsanlagen


Recommandé pour installations de refroidissement

Recomendado para instalaciones de refrigeracion

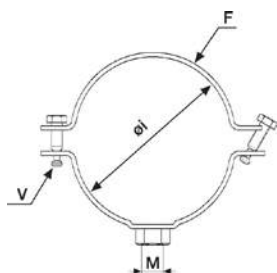
**316/002****≤54 B 40 43****76÷108 B 40 46****ZINCATO
INTERNAME E ESTERNAME**

- INSIDE AND OUTSIDE GALVANIZED
- INNEN UND AUSSEN VERZINKT
- GALVANISÉS INTÉRIEUR ET EXTÉRIEUR
- GALVANIZADO INTERIOR Y EXTERIOR

NORM: EN 10305-3**Mat. Nr.: 1.0031 (E 190 CR2S4) L=6 m**

CODE	Dimensions mm x mm	Ø int mm	L m	 kg/m	Volume l/m	Minimum package m	Bundle m	€/m
316022002	22 x 1,5	19	6	0,824	0,284	60	1770	4,84
316028002	28 x 1,5	25	6	1,052	0,491	60	1380	6,32
316035002	35 x 1,5	32	6	1,320	0,804	30	966	8,09
316042002	42 x 1,5	39	6	1,620	1,194	30	822	9,49
316054002	54 x 1,5	51	6	2,098	2,042	30	510	13,18
316076000	76,1 x 2,0	72,1	6	3,652	4,080	12	234	29,48
316088000	88,9 x 2,0	84,9	6	4,290	5,660	12	210	36,64
316108000	108 x 2,0	104	6	5,230	8,490	6	150	45,00

Solo per impianti sprinkler ad umido.**Only for wet sprinkler systems.****Nur für Sprinkler Nassleitungen.****Seulement pour système anti-incendie sprinkler humide.****Sólo para instalaciones Sprinkler en humedo.**






351

COLLARE PER TUBO STEELPRES

- CLAMP FOR STEELPRES PIPE
- ROHRSCHELLE FÜR STEELPRES ROHR
- COLLIER POUR TUBE STEELPRES
- ABRAZADERA PARA TUBO STEELPRES

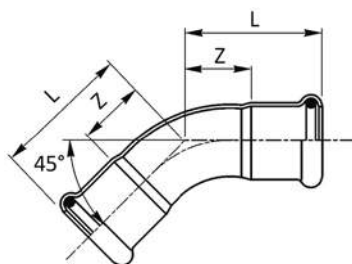
MATERIAL: St. W 24

NOTE: dado saldato con puntatura elettrica
spot welded nut

CODE	Øi mm	F lg x sp mm	V mm				€
351150001	15	20 x 2,5	M 6 x 20	60	2	50*	2,20
351308000	18	20 x 2,5	M 6 x 20	63	2	50*	0,77
351102000	22	20 x 2,5	M 6 x 20	65	2	50*	0,77
351304000	28	20 x 2,5	M 6 x 25	69	2	100*	0,79
351100000	35	20 x 2,5	M 6 x 25	78	2	100*	0,80
351114000	42	20 x 2,5	M 6 x 25	89	2	50*	0,89
351054000	54	20 x 2,5	M 6 x 25	100	2	50*	1,00
351212000	76,1	30 x 2,5	M 6 x 25	187	2	20*	1,93
351300000	88,9	30 x 2,5	M 6 x 25	215	2	20*	2,03
351108000	108	30 x 2,5	M 6 x 25	232	2	10*	2,31




Art. 351150001 Rivestimento in gomma - With rubber gasket - Mit Gummieinlage - Isophonique - Junta de goma

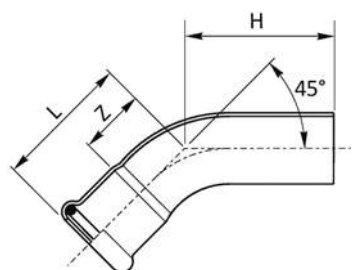
(*) unità minima di vendita/minimum selling quantity

**381/450**
≤54 B 20 21
76÷108 B 20 22
CURVA 45° FF

- 45° ELBOW FF
- BOGEN 45° II
- COUDE FF 45°
- CURVA 45° HH




MATERIAL: E 195 - 1.0034**O-RING:** EPDM nero - black - Schwarz - noir - negro

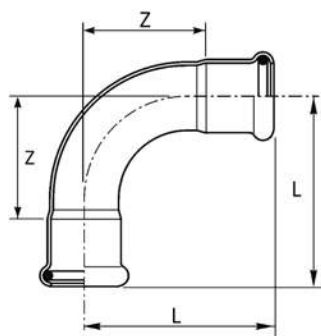
CODE	De mm	L mm	Z mm				€
381015450	15	27,5	7,5	37	20	400	3,65
381018450	18	29,5	9,5	45	20	300	3,95
381022450	22	32	11	59	20	200	4,08
381028450	28	37	14	87	10	200	5,56
381035450	35	43	17	124	10	60	10,55
381042450	42	51	21	175	4	40	13,37
381054450	54	62	30	282	2	20	15,65
381076450	76,1	131,5	76,5	910	2	2	47,64
381088450	88,9	144	84	1125	2	2	68,93
381108450	108	169	94	1620	2	2	85,08

**381/451**
≤54 B 20 21
76÷108 B 20 22
CURVA 45° MF

- 45° ELBOW MF
- BOGEN 45° IA
- COUDE MF 45°
- CURVA 45° HM

MATERIAL: E 195 - 1.0034**O-RING:** EPDM nero - black - Schwarz - noir - negro

CODE	De mm	L mm	H mm	Z mm				€
381015451	15	27,5	40	7,5	39	20	400	3,65
381018451	18	29,5	36	9,5	46	20	300	3,80
381022451	22	32	42	11	60	20	200	3,97
381028451	28	37	46	14	88	10	200	5,80
381035451	35	43	57	17	135	10	60	10,38
381042451	42	51	72	21	196	4	40	13,22
381054451	54	62	82	26	300	2	20	15,50
381076451	76,1	131,5	149	76,5	870	2	2	45,66
381088451	88,9	144	159	84	1365	2	2	66,87
381108451	108	169	199	94	1922	2	2	84,80


381/900
CURVA 90° FF

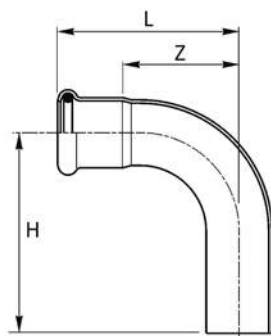
- 90° ELBOW FF
- BOGEN 90° II
- COUDE FF 90°
- CURVA 90° HH

MATERIAL: E 195 - 1.0034

O-RING: EPDM nero - black - Schwarz - noir - negro

≤54 B 20 21
76÷108 B 20 22

CODE	De mm	L mm	Z mm				€
381012900	12	42	24	42	20	400	3,37
381015900	15	38	18	44	20	400	3,14
381018900	18	41,5	21,5	55	20	300	3,40
381022900	22	47	26	73	10	150	3,89
381028900	28	56	33	109	10	100	5,33
381035900	35	68	42	156	5	50	11,51
381042900	42	80	50	231	2	30	19,04
381054900	54	100	64	369	2	18	22,65
381076900	76,1	160	105	1150	2	2	49,36
381088900	88,9	182	122	1560	2	2	68,06
381108900	108	220	145	2250	2	2	91,90


381/901
CURVA 90° MF

- 90° ELBOW MF
- BOGEN 90° IA
- COUDE MF 90°
- CURVA 90° HM

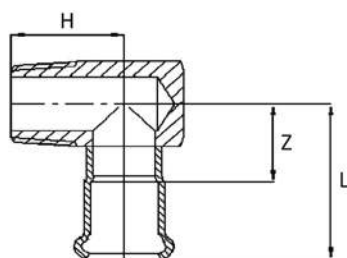
MATERIAL: E 195 - 1.0034

O-RING: EPDM nero - black - Schwarz - noir - negro

≤54 B 20 21
76÷108 B 20 22

CODE	De mm	L mm	H mm	Z mm				€
381012901	12	42	48	24	46	20	400	3,67
381015901	15	38	48	18	44	20	400	3,43
381018901	18	41,5	48,5	21,5	56	20	300	3,69
381022901	22	47	57	26	77	10	150	4,24
381028901	28	56	64	33	113	10	100	5,28
381035901	35	68	82	42	174	5	50	11,51
381042901	42	80	101	50	235	2	30	19,54
381054901	54	100	120	64	385	2	18	23,25
381076901	76,1	160	180	105	1155	2	2	46,47
381088901	88,9	182	197	122	1585	2	2	73,39
381108901	108	220	236	145	2155	2	2	89,69

B 20 21



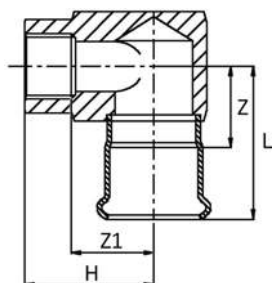
385

GOMITO MISTO 90° FILETTO M

- ELBOW ADAPTER 90° WITH MALE THREAD
- ÜBERGANGSWINKEL 90° AG
- EQUERRE 90° AVEC FILETAGE M
- CODO MACHO

MATERIAL: E 195 - 1.0034**O-RING:** EPDM nero - black - Schwarz - noir - negro**THREAD:** EN 10226-1 (ex ISO 7/1)

CODE	De x R mm x inch	L mm	H mm	Z mm				€
385308015	15 x 3/8"	36	21	16	90	20	200	10,27
385102015	15 x 1/2"	37	26	17	94	20	200	10,66
385102018	18 x 1/2"	37	26	17	105	20	200	11,53
385304022	22 x 3/4"	41	29	20	149	10	100	13,82



398

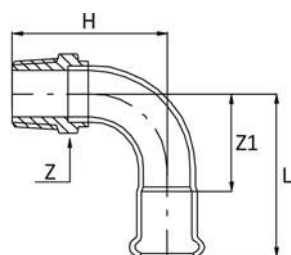
GOMITO MISTO 90° FILETTO F

- ELBOW ADAPTER 90° WITH FEMALE THREAD
- ÜBERGANGSWINKEL 90° IG
- EQUERRE 90° AVEC FILETAGE F
- CODO HEMBRA

MATERIAL: E 195 - 1.0034**O-RING:** EPDM nero - black - Schwarz - noir - negro**THREAD:** EN 10226-1 (ex ISO 7/1)

B 20 21

CODE	De x Rp mm x inch	L mm	H mm	Z mm	Z1 mm				€
398304022	22 x 3/4"	46	44	25	27	270	10	100	20,17
398102028	28 x 1/2"	49	42	26	27	300	10	50	20,47
398304028	28 x 3/4"	49	47	26	30	330	10	50	20,47



397

CURVA FILETTATA 90° FILETTO M

- 90° ELBOW BSP
- BOGEN 90° MIT AG
- COUDE 90° AVEC FILETAGE M
- CODO A 90° MF

MATERIAL: E 195 - 1.0034**O-RING:** EPDM nero - black - Schwarz - noir - negro**THREAD:** EN 10226-1 (ex ISO 7/1)

B 20 21

CODE	De x R mm x inch	L mm	H mm	Z mm	Z1 mm				€
397308012	12 x 3/8"	42	34	22	24	42	20	300	10,24
397308015	15 x 3/8"	50	47,5	21	30	65	20	300	9,40
397102015	15 x 1/2"	50	47	21	30	70	20	300	9,77
397102018	18 x 1/2"	54	52	24	34	90	20	200	10,61
397304022	22 x 3/4"	60	62	30	39	130	10	100	13,08
397100028	28 x 1"	73	74	36	50	192	10	50	16,37
397114035	35 x 1 1/4"	68	80	46	42	262	5	40	26,72
397112042	42 x 1 1/2"	80	98	60	50	413	2	20	41,11
397200054	54 x 2"	100	131,5	65	65	482	2	12	59,28

The 1st seamless Pressfitting Tee **in carbon steel and copper nickel**



SEAMLESS

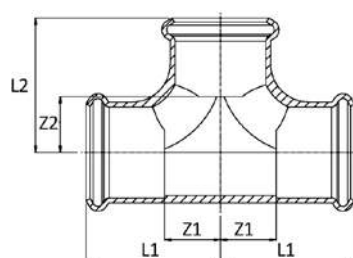
For equal/reduced "T" up to 54 mm



WELDED



**NO MORE
LEAKS!**

**382****"T"**

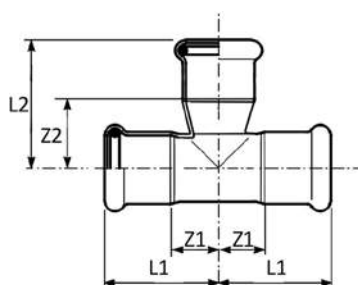
- EQUAL TEE
- T-STÜCK
- TÉ ÉGAL
- TE IGUAL HHH

MATERIAL: E 195 - 1.0034**O-RING:** EPDM nero - black - Schwarz - noir - negro

≤54 B 20 21
76÷108 B 20 22

CODE	De mm	L1 mm	L2 mm	Z1 mm	Z2 mm				€
382012000	12	28	35	10	17	48	20	200	7,22
382015000*	15	32	32	10,5	10,5	72	20	200	6,98
382018000*	18	34	34	12,5	12,5	85	20	100	7,35
382022000*	22	37	37	14,5	14,5	116	20	100	7,69
382028000*	28	42	42	17,5	17,5	173	10	50	10,09
382035000*	35	50	50	22,5	22,5	240	4	32	16,03
382042000*	42	57	57	25,5	25,5	337	4	20	23,32
382054000*	54	69	69	32,5	32,5	473	2	12	27,95
382076000	76,1	108	118	52	63	1275	2	2	105,19
382088000	88,9	132	131	72	71	1535	2	2	120,82
382108000	108	155	159	74	84	2115	2	2	152,67

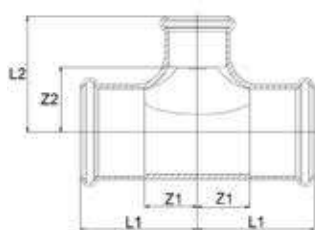
[*]: idroformato - hydroformed - hydrogeformt - hydroformé - hidroformado

**392/A****TEE ALLARGATO**

- TEE OVERSIZE BRANCH
- T-STÜCK MIT ERWEITERTEM ABGANG
- TÉ AVEC SORTIE ÉVASÉE
- TE CON SALIDA ENSANCHADA

MATERIAL: E 195 - 1.0034**O-RING:** EPDM nero - black - Schwarz - noir - negro**B 20 21**

CODE	De mm	L1 mm	L2 mm	Z1 mm	Z2 mm				€
392012015	12 x 15 x 12	28	38	10	17	52	20	100	14,48
392015018	15 x 18 x 15	37	36	16	15	71	20	100	15,63
392015022	15 x 22 x 15	37	42	16	19	84	10	100	17,47
392018022	18 x 22 x 18	40	45	19	22	97	10	100	17,79
392022028	22 x 28 x 22	41	45	18	21	123	10	50	18,51


392
≤54 B 20 21
76÷108 B 20 22
"T" RIDOTTO

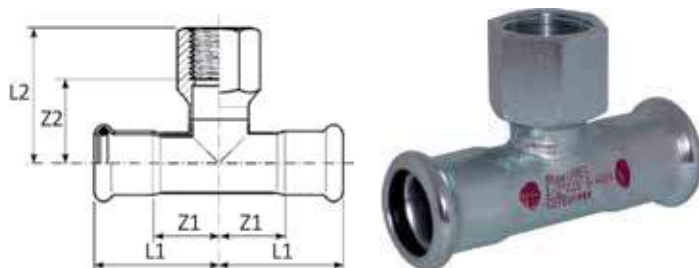
- REDUCING TEE
- T-STÜCK MIT REDUZIERTEM ABGANG
- TÉ RÉDUIT
- TE REDUCIDA HHH

MATERIAL: E 195 - 1.0034

O-RING: EPDM nero - black - Schwarz - noir - negro

CODE	De mm	L1 mm	L2 mm	Z1 mm	Z2 mm				€
392015012	15 x 12 x 15	37	33	16	15	64	20	100	8,30
392018012	18 x 12 x 18	40	34	19	16	72	20	100	8,39
392018015*	18 x 15 x 18	34	35	12,5	13,5	83	20	100	8,43
392022012	22 x 12 x 22	41	36	18	18	94	10	100	11,01
392022015*	22 x 15 x 22	37	38	14,5	16,5	110	10	100	8,96
392022018*	22 x 18 x 22	37	38	14,5	16	112	10	100	9,16
392028015*	28 x 15 x 28	42	40,5	17,5	19	146	10	50	11,91
392028018*	28 x 18 x 28	42	40,5	17,5	19	150	10	50	12,33
392028022*	28 x 22 x 28	42	41	17,5	20	155	10	50	12,99
392035015	35 x 15 x 35	50	44	24	24	205	5	50	16,73
392035018*	35 x 18 x 35	50	44	24	24	191	5	50	17,92
392035022*	35 x 22 x 35	50	44	22,5	23	207	5	50	18,29
392035028*	35 x 28 x 35	50	44	22,5	19,5	213	5	35	18,50
392042022*	42 x 22 x 42	57	53	25,5	30,5	285	4	20	22,91
392042028*	42 x 28 x 42	57	56	25,5	38	295	4	20	23,51
392042035*	42 x 35 x 42	57	61	25,5	33,5	311	4	20	24,44
392054022*	54 x 22 x 54	69	59	32,5	36,5	420	2	16	27,27
392054028*	54 x 28 x 54	69	64	32,5	39,5	432	2	16	27,84
392054035*	54 x 35 x 54	69	67	32,5	39,5	443	2	16	28,56
392054042*	54 x 42 x 54	69	70	32,5	38,5	461	2	16	30,26
392076022	76,1 x 22 x 76,1	108	74	52	53	995	2	2	96,82
392076028	76,1 x 28 x 76,1	108	77	52	54	1015	2	2	98,01
392076035	76,1 x 35 x 76,1	108	80	52	54	1025	2	2	100,10
392076042	76,1 x 42 x 76,1	108	84	52	54	1045	2	2	102,18
392076054	76,1 x 54 x 76,1	108	90	52	55	1065	2	2	103,28
392088028	88,9 x 28 x 88,9	132	84	72	61	1365	2	2	106,35
392088035	88,9 x 35 x 88,9	132	88	72	62	1395	2	2	108,44
392088042	88,9 x 42 x 88,9	132	91	72	61	1425	2	2	112,60
392088054	88,9 x 54 x 88,9	132	97	72	62	1455	2	2	116,78
392088076	88,9 x 76,1 x 88,9	132	125	72	70	1485	2	2	121,44
392108028	108 x 28 x 108	155	94	74	71	1815	2	2	130,34
392108035	108 x 35 x 108	155	97	74	71	1845	2	2	133,46
392108042	108 x 42 x 108	155	101	74	71	1875	2	2	135,54
392108054	108 x 54 x 108	155	107	74	72	1905	2	2	137,62
392108076	108 x 76 x 108	155	135	74	80	1935	2	2	141,80
392108088	108 x 88,9 x 108	155	141	74	81	1965	2	2	151,80

(*): idroformato - hydroformed - hydrogeformt - hydroformé - hidroformado



389

≤54 B 20 21

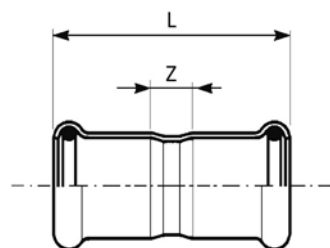
76÷108 B 20 22

**“T” CON
DERIVAZIONE FILETTO F**

- BRANCH TEE FEMALE BSP OUTLET
- T-STÜCK MIT ABGANG IG
- TÉ MIXTE AVEC FILETAGE F
- TE HEMBRA ROSCADA

MATERIAL: E 195 - 1.0034**O-RING:** EPDM nero - black - Schwarz - noir - negro**THREAD:** EN 10226-1 (ex ISO 7/1)

CODE	De x Rp x De mm x inch x mm	L1 mm	L2 mm	Z1 mm	Z2 mm				€
389102015	15 x 1/2" x 15	35	36	14	21	72	20	100	10,06
389102018	18 x 1/2" x 18	37	38	16	23	91	20	100	10,06
389102022	22 x 1/2" x 22	39	39	18	24	128	10	100	10,68
389304022	22 x 3/4" x 22	39	44	18	28	133	10	100	13,57
389102028	28 x 1/2" x 28	44	42	21	27	158	10	50	12,63
389304028	28 x 3/4" x 28	44	47	21	30	161	10	50	13,87
389100028	28 x 1" x 28	44	53	21	34	246	5	50	17,88
389102035	35 x 1/2" x 35	51	45	25	30	200	5	50	15,81
389304035	35 x 3/4" x 35	51	50	25	34	191	5	40	20,88
389100035	35 x 1" x 35	51	56	25	37	250	5	40	22,35
389102042	42 x 1/2" x 42	59	49	28	34	255	4	32	23,71
389304042	42 x 3/4" x 42	59	54	28	37	255	4	32	27,71
389102054	54 x 1/2" x 54	70	56	34	41	300	2	14	27,41
389304054	54 x 3/4" x 54	70	61	34	45	353	2	14	29,15
389102076	76,1 x 1/2" x 76,1	108	68	52	53	1040	2	2	126,25
389304076	76,1 x 3/4" x 76,1	108	77	52	60	1040	2	2	129,89
389102088	88,9 x 1/2" x 88,9	132	76	72	61	1255	2	2	138,02
389304088	88,9 x 3/4" x 88,9	132	84	72	68	1255	2	2	141,69
389102108	108 x 1/2" x 108	155	85	74	70	1700	2	2	171,70
389304108	108 x 3/4" x 108	155	94	74	77	1700	2	2	177,09


383/000
MANICOTTO

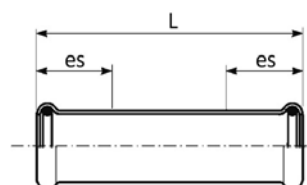
- COUPLING
- MUFFE
- MANCHON
- MANGUITO HH

MATERIAL: E 195 - 1.0034

O-RING: EPDM nero - black - Schwarz - noir - negro

≤54 B 20 21
76÷108 B 20 22

CODE	De mm	L mm	Z mm				€
383012000	12	42	6	25	20	500	2,63
383015000	15	49	9	33	20	500	2,30
383018000	18	50	10	40	20	300	2,42
383022000	22	53	11	52	20	200	2,69
383028000	28	56	10	69	10	150	3,26
383035000	35	63	10	90	10	100	5,41
383042000	42	72	12	127	4	60	7,33
383054000	54	83	13	189	2	24	8,74
383076000	76,1	142	32	635	4	4	27,23
383088000	88,9	166	46	765	4	4	34,24
383108000	108	203	41	1170	2	2	45,65


383/001
**MANICOTTO
PASSANTE**

- SLIP COUPLING
- SCHIEBEMUFFE
- MANCHON LONG
- MANGUITO SIN TOPE

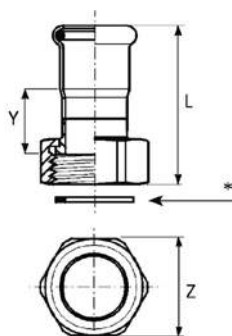
MATERIAL: E 195 - 1.0034

O-RING: EPDM nero - black - Schwarz - noir - negro

≤54 B 20 21
76÷108 B 20 22

CODE	De mm	L mm	es				€
383012001	12	56	22	42	20	500	3,34
383015001	15	69	25	56	20	200	3,24
383018001	18	73	25	65	20	200	3,65
383022001	22	79	25	85	20	100	3,89
383028001	28	88,5	30	118	10	100	4,80
383035001	35	102,5	30	141	10	50	10,15
383042001	42	117,5	40	234	4	40	11,44
383054001	54	139	40	321	4	20	12,92
383076001	76,1	230	60	940	2	2	42,16
383088001	88,9	260	70	1240	2	2	56,38
383108001	108	310	80	1835	2	2	60,84

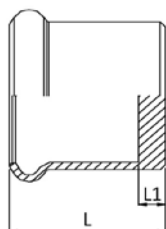
B 20 21

**383/002****MANICOTTO CON DADO FOLLE**

- VALVE CONNECTOR
- ANSCHLUSSVERSCHRAUBUNG
- RACCORD ÉCROU LIBRE
- RÁCOR DOS PIEZAS

MATERIAL: E 195 - 1.0034**O-RING:** EPDM nero - black - Schwarz - noir - negro**GASKET:** [*]: EPDM nero - black - Schwarz - noir - negro**THREAD:** ISO 228/1 [ex DIN 259]

CODE	De x G mm x inch	L mm	Z mm	Y mm	Gasket mm				€
383015002	15 x 3/4"	37	30	10	24x14 thk 2,5	60	10	250	8,05
383018002	18 x 3/4"	37	30	10	24x14 thk 2,5	68	10	250	8,30
383022012	22 x 3/4"	54	30	25	24x14 thk 2,5	103	10	200	9,11
383022002	22 x 1"	40	36	10	30x20 thk 2,5	86	10	200	8,86
383022022	22 x 1"1/2	42,5	55	14	44,5x30 thk 2,5	305	10	200	8,96
383028012	28 x 1"	58	36	27	30x20 thk 2,5	142	10	150	12,09
383028002	28 x 1"1/4	47	46	14	39x27 thk 2,5	136	10	150	12,09
383028022	28 x 1"1/2	48	55	14	44,5x30 thk 2,5	300	10	150	12,86
383035012	35 x 1"1/4	67	46	32	39x27 thk 2,5	237	4	60	16,11
383035002	35 x 1"1/2	52	55	14	44,5x30 thk 2,5	292	4	60	16,11
383042022	42 x 1"1/2	77	55	35	44,5x30 thk 2,5	422	2	60	22,86
383042002	42 x 1"3/4	55	60	14	50,5x38 thk 2,5	360	2	60	22,86
383042012	42 x 2"	56	65	14,5	56x42 thk 2,5	310	2	40	22,86
383054012	54 x 2"	83	65	36,5	56x42 thk 2,5	475	2	30	32,18
383054002	54 x 2"3/8	60	75	15	65,5x45 thk 3	442	2	40	32,32
383054022	54 x 2"1/2	65,5	81	16	71,5x53 thk 3	537	2	24	39,15

**383/003**

≤54 B 20 21

76÷108 B 20 22

TAPPO DI CHIUSURA

- STOP END
- VERSCHLUSSKAPPE
- BOUCHON D'OBTURATION
- TAPÓN

MATERIAL: E 195 - 1.0034**O-RING:** EPDM nero - black - Schwarz - noir - negro

CODE	De mm	L mm	L1 mm				€
383012003	12	30	13	21	20	500	5,39
383015003	15	26	5	28	20	500	4,63
383018003	18	26	5	30	10	300	4,97
383022003	22	27	5	40	10	200	5,47
383028003	28	29	5	57	10	150	7,29
383035003	35	32	5	80	5	100	8,77
383042003	42	36	5	115	4	80	13,59
383054003	54	41	5	177	4	40	16,54
383076003	76,1	78	6	540	2	10	32,25
383088003	88,9	88	6	730	2	10	39,76
383108003	108	102	6	935	2	2	55,54

B 20 21

384/000

BOCCHETTONE SEDE PIANA FILETTO M

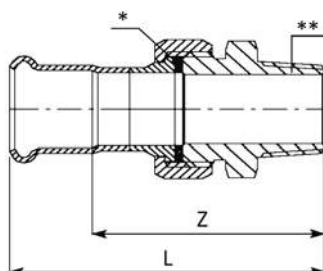
- STRAIGHT MALE UNION CONNECTOR
- DURCHGANGSVERSCHRAUBUNG MIT AUSSENGEWINDE
- RACCORD UNION FILETÉ
- RÁCOR 3 PIEZAS ROSCADO MACHO

MATERIAL: E 195 - 1.0034

FITTING: (**): ottone - brass - Messing - laiton - latón

O-RING: EPDM nero - black - Schwarz - noir - negro

GASKET: (*): EPDM nero - black - Schwarz - noir - negro

THREAD: EN 10226-1 (ex ISO 7/1)


CODE	De x R mm x inch	L mm	Z mm	Gasket mm	g			€
384015000	15 x 1/2"	64	44	24x14 thk 2,5	146	2	120	16,50
384018000	18 x 1/2"	64	44	24x14 thk 2,5	176	2	120	19,10
384022000	22 x 3/4"	69	46	30x20 thk 2,5	202	2	100	22,08
384028000	28 x 1"	80	56	39x27 thk 2,5	468	2	60	25,02
384035000	35 x 1 1/4"	89	62	44,5x30 thk 2,5	618	2	40	34,54
384042000	42 x 1 1/2"	93	61	50,5x38 thk 2,5	824	2	30	52,80
384054000	54 x 2"	104	66	65,5x45 thk 3	1178	2	20	120,10

B 20 21

384/001

BOCCHETTONE SEDE PIANA FILETTO F

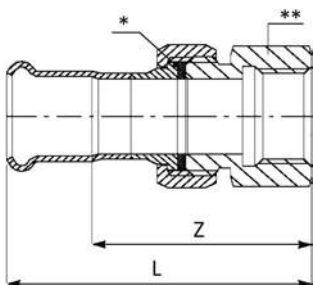
- STRAIGHT FEMALE UNION CONNECTOR
- DURCHGANGSVERSCHRAUBUNG MIT INNENGEWINDE
- RACCORD UNION TARAUDÉ
- RÁCOR 3 PIEZAS HEMBRA

MATERIAL: E 195 - 1.0034

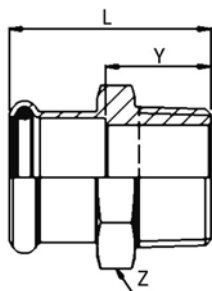
FITTING: (**): ottone - brass - Messing - laiton - latón

O-RING: EPDM nero - black - Schwarz - noir - negro

GASKET: (*): EPDM nero - black - Schwarz - noir - negro

THREAD: EN 10226-1 (ex ISO 7/1)


CODE	De x Rp mm x inch	L mm	Z mm	Gasket mm	g			€
384015001	15 x 1/2"	59	38	24x14 thk 2,5	138	2	120	20,12
384018001	18 x 1/2"	59	38	24x14 thk 2,5	140	2	120	20,98
384022001	22 x 3/4"	64	41	30x20 thk 2,5	209	2	100	24,46
384028001	28 x 1"	73	49	39x27 thk 2,5	450	2	60	34,81
384035001	35 x 1 1/4"	81	54	44,5x30 thk 2,5	600	2	40	45,12
384042001	42 x 1 1/2"	85	53	50,5x38 thk 2,5	621	2	30	66,76
384054001	54 x 2"	102	66	65,5x45 thk 3	1189	2	20	84,64

**387**




≤54 B 20 21

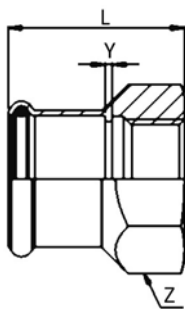
76÷108 B 20 22

**MANICOTTO MISTO
FILETTO M**

- MALE ADAPTER
- ÜBERGANGSSTÜCK MIT AG
- RACCORD AVEC FILETAGE MALE
- UNIÓN MACHO

MATERIAL: E 195 - 1.0034**O-RING:** EPDM nero - black - Schwarz - noir - negro**THREAD:** EN 10226-1 [ex ISO 7/1]

CODE	De x R mm x inch	L mm	Z mm	Y mm				€
387308012	12 x 3/8"	38	19	21	41	20	300	6,50
387308015	15 x 3/8"	41	24	21	58	20	400	6,54
387102015	15 x 1/2"	44	24	24	65	20	300	6,54
387304015	15 x 3/4"	44	27	24	78	10	200	6,71
387102018	18 x 1/2"	44	27	24	72	20	300	6,74
387304018	18 x 3/4"	45	30	25	107	10	200	7,90
387102022	22 x 1/2"	42	32	21	60	10	200	7,53
387304022	22 x 3/4"	45	32	25	93	10	200	7,54
387100022	22 x 1"	46	36	25	154	10	100	8,47
387304028	28 x 3/4"	47	38	24	114	10	100	9,17
387100028	28 x 1"	48	38	25	116	10	100	9,43
387114028	28 x 1"1/4	52	46	29	195	5	50	10,20
387100035	35 x 1"	52	46	25	169	5	50	11,91
387114035	35 x 1"1/4	56	46	29	205	5	50	12,16
387112035	35 x 1"1/2	55	50	28	220	5	50	12,90
387112042	42 x 1"1/2	63	55	33	250	4	40	13,86
387200054	54 x 2"	72	65	36	356	4	32	21,93
387212076	76,1 x 2"1/2	124	80	69	780	2	8	93,93
387300088	88,9 x 3"	141	95	81	1135	2	4	140,51
387400108	108 x 4"	162	115	88	1400	2	2	152,97



390




MANICOTTO MISTO FILETTO F

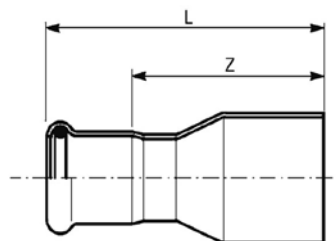
- FEMALE ADAPTER
- ÜBERGANGSSTÜCK MIT IG
- RACCORD AVEC FILETAGE FEMELLE
- UNIÓN HEMBRA

MATERIAL: E 195 - 1.0034

O-RING: EPDM nero - black - Schwarz - noir - negro




THREAD: EN 10226-1 (ex ISO 7/1)

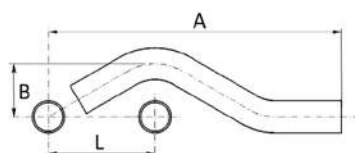
CODE	De x Rp mm x inch	L mm	Z mm	Y mm				€
390102012	12 x 1/2"	38	27	3	55	20	300	9,57
390308015	15 x 3/8"	35	24	2	48	20	300	6,55
390102015	15 x 1/2"	38	27	2	60	20	300	6,55
390304015	15 x 3/4"	39	32	2	78	10	200	6,73
390102018	18 x 1/2"	38	27	2	60	20	300	6,73
390304018	18 x 3/4"	39	32	2	78	10	200	8,07
390102022	22 x 1/2"	39	32	2	96	10	200	8,26
390304022	22 x 3/4"	40	32	2	81	10	150	8,37
390100022	22 x 1"	43	41	2	147	10	100	9,45
390102028	28 x 1/2"	41	38	2	155	20	100	8,82
390304028	28 x 3/4"	42	38	2	132	10	100	9,71
390100028	28 x 1"	45	41	2	147	10	100	9,71
390100035	35 x 1"	51	46	2	218	5	100	10,72
390114035	35 x 1 1/4"	52	46	2	154	5	50	11,31
390112042	42 x 1 1/2"	56	55	2	245	4	40	12,40
390200054	54 x 2"	65	65	2	329	4	32	20,74

**391**
≤54 B 20 21
76+108 B 20 22
RIDUZIONE MF

- REDUCER
- REDUZIERSTÜCK
- REDUCTION
- REDUCCIÓN MH




MATERIAL: E 195 - 1.0034**O-RING:** EPDM nero - black - Schwarz - noir - negro

CODE	De mm	L mm	Z mm				€
391015012	15 x 12	51	33	29	20	500	3,12
391018012	18 x 12	53	35	32	20	500	3,12
391018015	18 x 15	57	37	36	20	500	3,31
391022012	22 x 12	60	42	41	20	500	3,31
391022015	22 x 15	64	44	45	20	400	3,31
391022018	22 x 18	60	40	48	20	300	3,58
391028015	28 x 15	76,5	56,5	50	20	200	5,46
391028018	28 x 18	68	48	62	20	200	5,40
391028022	28 x 22	65	42,5	59	20	200	3,36
391035022	35 x 22	70	49	89	10	100	4,59
391035028	35 x 28	71	48	91	10	100	3,92
391042022	42 x 22	97	76	120	4	100	9,91
391042028	42 x 28	93	70	127	4	80	10,23
391042035	42 x 35	81	55	130	4	40	8,08
391054022	54 x 22	95	74	140	4	40	28,20
391054028	54 x 28	108,5	85,5	155	4	40	28,20
391054035	54 x 35	108	82	189	4	40	24,77
391054042	54 x 42	97,5	67,5	205	4	32	9,82
391076042	76,1 x 42	143	113	480	4	4	41,83
391076054	76,1 x 54	148	112	480	4	4	38,64
391088054	88,9 x 54	161	125	585	4	4	49,68
391088076	88,9 x 76,1	184	129	792	4	4	58,86
391108076	108 x 76,1	203	148	983	2	2	62,99
391108088	108 x 88,9	207	147	1079	2	2	75,42

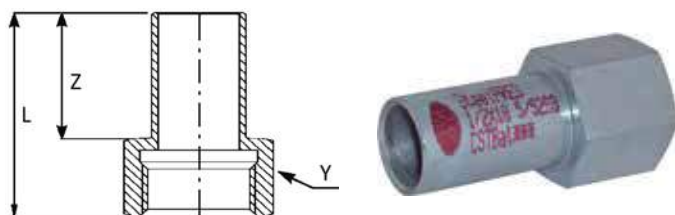
**379****B 20 21****"S" DI SCAVALCAMENTO MM**

- PIPE BRIDGE
- SPRUNGBOGEN
- "S" DE CHEVAUCHEMENT MALE
- "S" DE SUPERPOSICIÓN MM

MATERIAL: E 195 - 1.0034

CODE	De mm	L mm	A mm	B mm				€
379012000	12	55	154	35	10	10	150	4,46
379015000	15	57	158	30	14	10	150	4,94
379018000	18	60	166	31	17	10	100	5,49
379022000	22	65	179	33	29	10	100	6,61
379028000	28	73	206	36	44	10	50	7,83

B 20 21

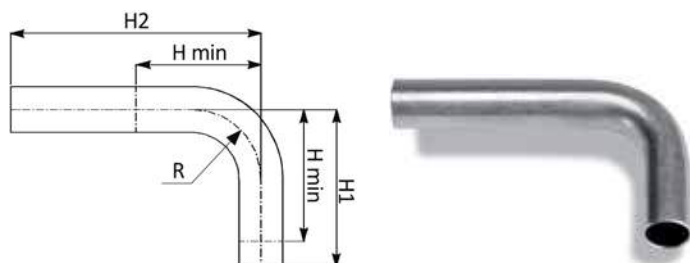

393
MANICOTTO CON INSERIMENTO FILETTO F

- FEMALE REDUCTION SOCKET
- ÜBERGANG INNENGEWINDE MIT EINSCHUBENDE
- MANCHON DE RÉDUCTION AVEC TARAUDAGE
- ADAPTADOR HEMBRA

MATERIAL: E 195 - 1.0034

THREAD: EN 10226-1 (ex ISO 7/1)

CODE	De x Rp mm x inch	L mm	Z mm	Y mm				€
393102015	15 x 1/2"	52	37	24	49	20	400	4,08
393102018	18 x 1/2"	52	37	24	50	20	400	4,43
393304018	18 x 3/4"	51	37	30	62	20	300	4,95
393102022	22 x 1/2"	52	37	24	51	20	300	5,48
393304022	22 x 3/4"	52	38	30	63	20	300	6,37

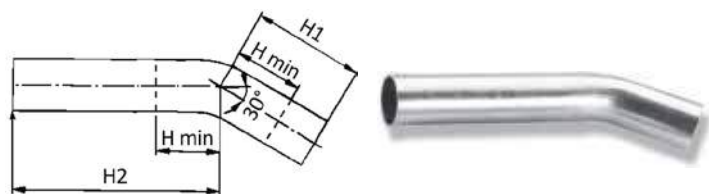

394/900
TUBO CURVO 90°

- 90° ELBOW MM
- PASSBOGEN 90°
- COUDE D'AJUSTEMENT 90°
- TUBO RICURVO 90° MM

MATERIAL: E 195 - 1.0034

B 20 21

CODE	De mm	H1 mm	H min mm	H2 mm	R mm				€
394015900	15	70	48	120	35	87	20	160	4,08
394018900	18	70	53	120	38	105	20	120	4,54
394022900	22	70	61	120	40	130	10	100	4,62
394028900	28	97	80	125	45	197	10	50	5,27
394035900	35	120	90	200	42	372	4	20	12,06
394042900	42	160	115	250	50	578	2	10	18,61
394054900	54	300	140	305	65	1114	2	2	25,38

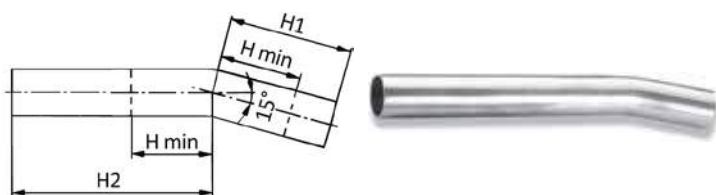

394/300
TUBO CURVO 30°

- 30° ELBOW MM
- PASSBOGEN 30°
- COUDE D'AJUSTEMENT 30°
- TUBO RICURVO 30° MM

MATERIAL: E 195 - 1.0034

B 20 21

CODE	De mm	H1 mm	H min mm	H2 mm				€
394028300	28	54	47	130	179	10	50	8,63
394035300	35	80	50	218	366	4	24	16,26
394042300	42	98	54	274	553	2	10	23,99
394054300	54	137	72	324	888	2	2	31,42



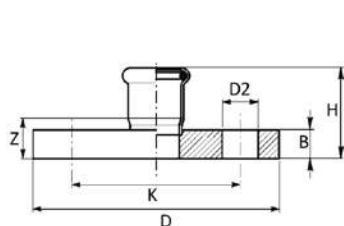
394/150

TUBO CURVO 15°

- 15° ELBOW MM
- PASSBOGEN 15°
- COUDE D'AJUSTEMENT 15°
- TUBO RICURVO 15° MM

MATERIAL: E 195 - 1.0034

CODE	De mm	H1 mm	H min mm	H2 mm				€
394028150	28	45	38	136	176	10	50	8,63
394035150	35	62	32	234	364	4	24	16,26
394042150	42	94	50	276	551	2	10	23,99
394054150	54	117	52	337	876	2	2	31,42



NEW

393/002

MANICOTTO
FLANGIATO

- ADAPTOR FLANGE
- ÜBERGANGSFLANSCH
- BRIDE DE RACCORDEMENT
- BRIDA ADAPTADOR

MATERIAL: E 195 - 1.0034

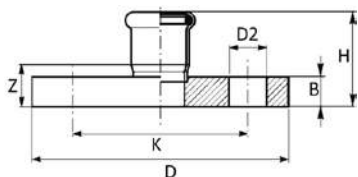
O-RING: EPDM nero - black - Schwarz - noir - negro

PN 6

≤54 B 20 21

76÷108 B 20 22

CODE	De mm	DN flg	H mm	Z mm	B mm	D mm	D2 mm	Holes Nr.	K mm				€
393015002	15	15	39	19	12	80	11	4	55	434	2	20	24,65
393018002	18	15	39,5	19,5	12	80	11	4	55	431	2	20	26,70
393022002	22	20	42,5	21,5	14	90	11	4	65	636	2	14	28,76
393028002	28	25	45,5	22,5	14	100	11	4	75	784	2	10	33,89
393035002	35	32	51	25,5	16	120	14	4	90	1259	2	6	39,03
393042002	42	40	55	25	16	130	14	4	100	1472	2	8	43,13
393054002	54	50	62	26	16	140	14	4	110	1657	2	6	52,38
393076002	76,1	65	92,5	37,5	14	160	14	4	130	1775	2	2	92,43
393088002	88,9	80	104	44	16	190	18	4	150	2783	2	2	104,75
393108002	108	100	120	45	16	210	18	4	170	3373	2	2	154,05



393/000

**MANICOTTO
FLANGIATO**

- ADAPTOR FLANGE
- ÜBERGANGSFLANSCH
- BRIDE DE RACCORDEMENT
- BRIDA ADAPTADOR




MATERIAL: E 195 - 1.0034

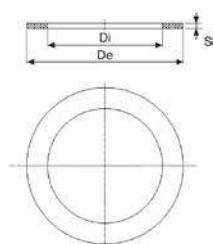
O-RING: EPDM nero - black - Schwarz - noir - negro

PN 16

≤54 B 20 21

76÷108 B 20 22

CODE	De mm	DN flg	H mm	Z mm	B mm	D mm	D2 mm	Holes Nr.	K mm				€
393015000	15	15	43	23	16	95	14	4	65	578	2	20	30,90
393018000	18	15	44	24	16	95	14	4	65	572	2	20	32,07
393022000	22	20	47	26	18	105	14	4	75	754	2	14	34,84
393028000	28	25	50	27	18	115	14	4	85	1094	2	10	38,58
393035000	35	32	53	27	18	140	18	4	100	1672	2	6	48,24
393042000	42	40	57	27	18	150	18	4	110	1988	2	8	54,69
393054000	54	50	64	28	18	165	18	4	125	2666	2	6	67,77
393076000	76,1	65	97	42	18	185	18	8	145	3450	2	2	107,23
393088000	88,9	80	108	48	20	200	18	8	160	4150	2	2	126,73
393108000	108	100	124	49	20	220	18	8	180	4905	2	2	175,48



434/PN 6

R 30 30



GUARNIZIONE ECOLOGICA PER FLANGE

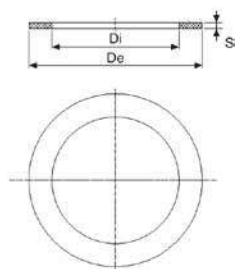
- GASKET FOR FLANGE
- FLANSCHDICHTUNG
- JOINT POUR BRIDE
- JUNTA ECOLOGICA PARA BRIDA

MATERIAL: Sesalit Eco

NORM: EN 1092-1

PN 6

CODE	DN	De mm	Di mm	S mm			€
434015006	15 - (1/2")	44	20	2	4	10	0,50
434020006	20 - (3/4")	54	25	2	6	10	0,74
434025006	25 - (1")	64	30	2	9	10	1,02
434032006	32 - (1 1/4")	75	38	2	11	10	1,38
434040006	40 - (1 1/2")	85	45	2	14	10	1,79
434050006	50 - (2")	95	57	2	15	10	2,72
434065006	65 - (2 1/2")	115	76	2	19	10	3,74
434080006	80 - (3")	132	89	2	26	10	4,45
434100006	100 - (4")	152	108	2	29	10	5,27



434/PN10-16

R 30 30

GUARNIZIONE ECOLOGICA PER FLANGE

- GASKET FOR FLANGE
- FLANSCHDICHTUNG
- JOINT POUR BRIDE
- JUNTA ECOLOGICA PARA BRIDA

MATERIAL: Sesalit Eco
NORM: EN 1092-1

PN
10/16

CODE	DN	De mm	Di mm	S mm			€
434015000	15 - [1/2"]	50	20	2	6	10	0,50
434020000	20 - [3/4"]	60	25	2	8	10	0,72
434025000	25 - [1"]	70	30	2	10	10	1,01
434032000	32 - [1 1/4"]	82	38	2	14	10	1,38
434040000	40 - [1 1/2"]	92	45	2	17	10	1,79
434050000	50 - [2"]	108	57	2	22	10	2,70
434065000	65 - [2 1/2"]	127	76	2	27	10	3,72
434080000	80 - [3"]	142	89	2	30	10	4,41
434100000	100 - [4"]	162	108	2	38	10	5,06

Sesalit ECO: fibre organiche e sintetiche legate con gomma NBR/SBR esente amianto

IMPIEGHI: Acqua calda e fredda, olii vegetali ed animali, aria, alcuni carburanti (no GAS)

LIMITI DI TEMPERATURA ORIENTATIVI

Temperatura massima per brevi esposizioni: 180°-200° C

Temperatura massima di esercizio continuo per fluidi non aggressivi: 140° C

Temperatura massima di esercizio continuo con vapore: 110° C

OMOLOGAZIONI: acqua potabile WRAS n° 1605525

Sesalit ECO: organic and synthetic fibers bonded with NBR/SBR asbestos-free

USES: hot and cold water, vegetable and animal oils, air, some fuels (no GAS)

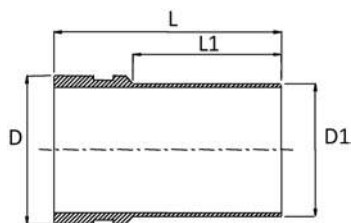
GUIDELINE TEMPERATURE LIMITS

Maximum temperature for short exposure: 180°-200° C

Maximum operating temperature for continuous non-aggressive fluids: 140° C

Maximum temperature for continuous operation with steam: 110° C

APPROVAL: potable water WRAS n° 1605525



322

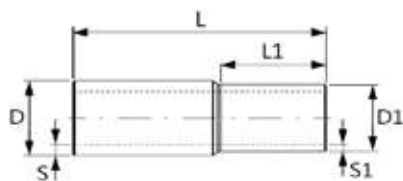
B 20 22

RACCORDO DI TRANSIZIONE
STEELPRES TUBAZIONI SCANALATE A
GIUNTI RAPIDI

- TRANSITION PIECE STEELPRES/COUPLINGS
- ÜBERGANG STEELPRES/KUPPLUNG
- RACORD DE PASAGE ENTRE STEELPRES ET TUBE CANNÉLÉ
- RACOR DE TRANSICIÓN STEELPRES/TUBERIA CANALADA

MATERIAL: E 275+N - 1.0225

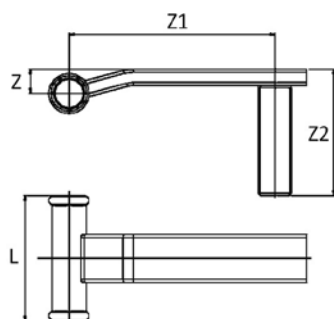
CODE	D mm	D1 mm	L mm	L1 mm				€
322060042	60	42	120	69	410	1	25	36,80
322060054	60	54	120	80	410	1	20	32,61
322076054	76	54	130	76	585	1	15	47,66


375
≤54 B 20 21
76÷108 B 20 22
**GIUNTO A SALDARE
SENZA ZINCATURA**

- COMBINATION PIPE WELDING END (NOT GALVANIZED)
- KOMBIROHR MIT ANSCHWEISSENDE (NICHT VERZINKT)
- TUBE RÉDUIT AVEC EXTRÉMITÉ À SOUDER (NON GALVANISÉ)
- UNIÓN A SALDAR SIN ZINCADURA

MATERIAL: E 195 - 1.0034

CODE	D mm	D1 mm	S mm	S1 mm	L1 mm	L mm				€
375308012	17,2	12	4,1	1,5	26	120	124	10	100	17,12
375308015	17,2	15	2,6	1,5	30	120	89	10	100	14,87
375102018	21,3	18	3,15	1,5	30	120	132	10	100	15,25
375304022	26,9	22	3,95	1,5	34	120	216	10	100	16,64
375100028	33,7	28	4,35	1,5	34	120	303	5	80	21,04
375114035	42,4	35	5,2	1,5	40	120	423	5	50	24,52
375112042	48,3	42	4,65	1,5	45	120	438	5	40	28,93
375200054	60,3	54	4,65	1,5	50	120	537	2	24	35,58
NEW 375212076	76,1	76,1	3,7	2	70	120	570	1	1	79,08
NEW 375300088	88,9	88,9	4,1	2	75	120	692	1	1	98,65
NEW 375400108	114,3	108	5,2	2	90	120	842	1	1	137,45

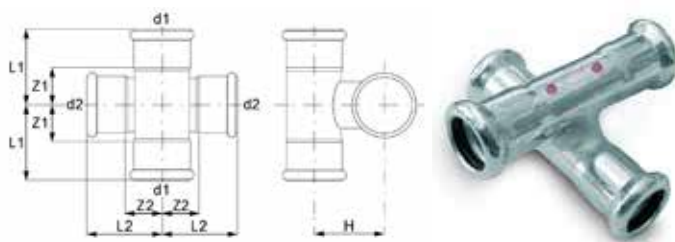

396/RAD
B 20 21
ATTACCO VERNICIATO PER RADIATORE

- PAINTED RADIATOR CONNECTOR
- HEIZUNGSANSCHLUSS LACKIERT
- CONNECTEUR PEINT DE RADIATEUR
- CONECTADOR PINTADO DEL RADIADOR

MATERIAL: E 195 - 1.0034

O-RING: EPDM nero - black - Schwarz - noir - negro

CODE	De mm	L mm	Z mm	Z1 mm	Z2 mm				€
396102015V	15 x 1/2"	80	16	131	82	224	1	50	26,86
396102018V	18 x 1/2"	80	16	131	82	236	1	50	27,75



NEW




399

CROCE A 90°

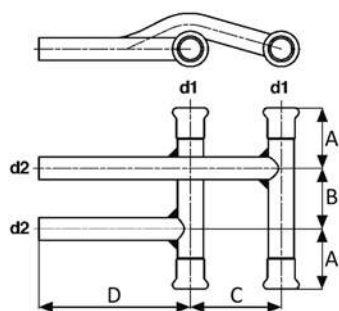
- CROSSOVER 90°
- KREUZSTÜCK 90°
- CROIX 90°
- CRUZ 90°

MATERIAL: E 195 - 1.0034

O-RING: EPDM nero - black - Schwarz - noir - negro

CODE	d1 - d2	L1 mm	L2 mm	Z1 mm	Z2 mm	H mm				€
399015015	15 x 15	37	37	16	16	20	100	10	100	28,45
399018015	18 x 15	40	37	19	16	21	110	10	100	31,22
399022015	22 x 15	41	40	18	16	23	130	10	80	32,71
399022018	22 x 18	41	37	18	19	24	140	10	80	33,17
399028015	28 x 15	46	37	22	16	27	156	10	50	34,51
399028018	28 x 18	46	40	22	19	28	166	10	50	34,97

B 20 21


395
SCAVALCO SINGOLO

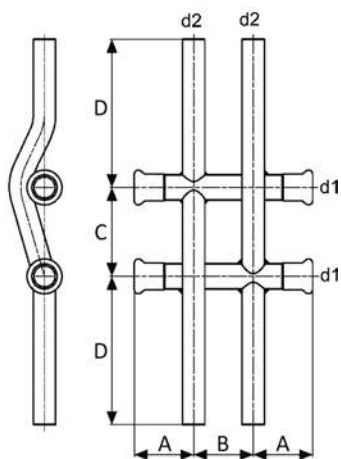
- SINGLE CROSSING
- HEIZKÖRPERANSCHLUSS
- RACCORDEMENT SINGLE ALLÉE ET RETOUR
- MANGUITO C/ CURVA DESVIACIÓN

MATERIAL: E 195 - 1.0034

O-RING: EPDM nero - black - Schwarz - noir - negro

CODE	d1 - d2	A mm	B mm	C mm	D mm				€
395012012	12 x 12	30	40	60	100	205	1	30	56,55
395015012	15 x 12	40	40	60	100	244	1	30	56,94
395015015	15 x 15	40	40	60	100	266	1	30	57,15
395018012	18 x 12	40	40	60	100	276	1	25	57,37
395018015	18 x 15	40	40	60	100	298	1	25	58,75
395022012	22 x 12	40	40	60	100	322	1	20	60,37
395022015	22 x 15	40	40	60	100	340	1	20	63,18
395028012	28 x 12	40	40	60	100	374	1	20	64,38
395028015	28 x 15	40	40	60	100	394	1	15	65,19

B 20 21


396
SCAVALCO DOPPIO













- DOUBLE CROSSING
- KREUZFITTING
- RACCORDEMENT DOUBLE ALLÉE ET RETOUR
- MANGUITO C/ CURVA DESVIACIÓN DOBLE

MATERIAL: E 195 - 1.0034

O-RING: EPDM nero - black - Schwarz - noir - negro

CODE	d1 - d2	A mm	B mm	C mm	D mm				€
396012012	12 x 12	30	40	60	100	280	1	20	72,81
396015012	15 x 12	40	40	60	100	318	1	20	79,27
396015015	15 x 15	40	40	60	100	376	1	20	80,49
396018012	18 x 12	40	40	60	100	355	1	20	84,11
396018015	18 x 15	40	40	60	100	410	1	15	85,52
396022012	22 x 12	40	40	60	100	380	1	15	86,71
396022015	22 x 15	40	40	60	100	436	1	15	87,33
396028012	28 x 12	40	40	60	100	452	1	10	90,54
396028015	28 x 15	40	40	60	100	494	1	10	93,36
396035015	35 x 15	40	40	60	100	556	1	10	103,42

Certificazioni / Certifications

		PRODUKTE DER WASSERVERSORGUNG	DW-8511CLO331	Ø 15 – 54 mm
		AESPRES RANGE OF COMPRESSION FITTINGS	1209071	Ø 15 – 54 mm
		PRESSFITTINGS, TYPE AESPRES	n°1988	Ø 15 – 54 mm
		PRESS-FITTINGS AESPRES	K 83136/01	Ø 15 – 54 mm
		PRESSFITTINGS TIL KOBBERØR Ø 15–54 MM	VA 1.22/20514	Ø 15 – 54 mm
		AESPRES, PRESSKOPPLING Ø 15–54 MM	SC0265-16	Ø 15 – 54 mm

Campi di applicazione / Fields of application

AES PRES®



Acqua potabile
Potable water



Riscaldamento
Heating



Raffrescamento
Cooling



Solare termico con O-Ring FKM
Solar thermal with FKM O-Ring




Aria compressa
Compressed Air



Antincendio
Fire protection systems

AES PRES® O-ring EPDM

Nero | Black | Schwarz | Noir | Negro



TUBO RAME PER AESPRES - AESPRES GAS
AESPRES - AESPRES GAS COPPER PIPING

Le tubazioni per impianti acqua e gas in rame, devono essere rispondenti alla norma UNI EN 1057:2010.

Rame e leghe di rame - Tubi rotondi di rame senza saldatura per acqua e gas nelle applicazioni sanitarie e di riscaldamento.

Piping for copper water and gas installation should comply with the standard EN 1057:2010, "Copper and copper alloys - Round tubes in copper without welding for water and gas in health-care and heating applications".

CARATTERISTICHE MECCANICHE DEI TUBI DI RAME - EN 1057
MECHANICAL FEATURES FOR COPPER TUBES - EN 1057

RIF. EN 1173	STATO - STATE	RESISTENZA MINIMA TRAZIONE MINIMUM TRACTION RESISTANCE RM (MPa)
R220	Ricotto - Annealed	220
R250	Semiduro - Semi-hard	250
R290	Duro - Hard	290

DILATAZIONE DI ROTTURA "A"
BREAKING "A" DILATION

Rif. EN 1173	øe (mm)	A min. (%)
R220	12÷22	40
R250	12÷28	20
R290	12÷54	3

STATO DI FORNITURA
DELIVERY CONDITION

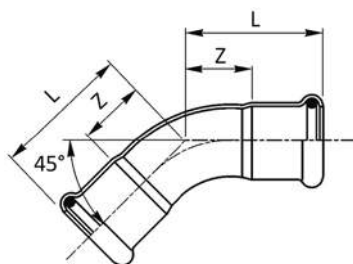
R220	Ricotto - Annealed	Rotolo - Roll
R250	Semiduro - Semi-hard	Barra - Bar
R290	Duro - Hard	Barra - Bar

Le dimensioni dei tubi utilizzabili con i sistemi a pressare **Aespres** ed **Aespres Gas** sono espone nella tabella sottostante.
 Tube sizes to be used with **Aespres** and **Aespres Gas** press fittings are included in the annexed table.

DIMENSIONI DEI TUBI DI RAME - EN 1057 / DVGW GW 392
AESPRES PIPES DIMENSIONS AND CHARACTERISTICS - EN 1057 / DVGW GW 392




ø ESTERNO x SP. EXTERNAL ø x THK. mm	DN	ø INTERNO INTERNAL ø mm	MASSA MASS kg/m	CONTENUTO D'ACQUA WATER VOLUME l/m	STATO FORNITURA SUPPLIED CONDITION
12x1	10	10	0,309	0,079	Rotolo / Roll 25/50 m (R 220) o / or Barra / Bar 5 m (R 250)
15x1	12	13	0,393	0,133	
18x1	15	16	0,477	0,201	
22x1	20	20	0,589	0,314	Barra / Bar 5 m (R 250)
28x1,5	25	25	1,115	0,491	Barra / Bar 5 m (R 250)
35x1,5	32	32	1,410	0,804	Barra / Bar 5 m (R 290)
42x1,5	40	39	1,704	1,194	
54x2	50	50	2,918	1,963	

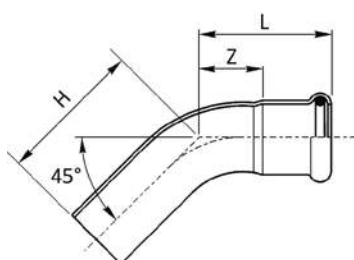
B7071

**681/450****CURVA 45° FF**

- 45° ELBOW FF
- BOGEN 45° II
- COUDE FF 45°
- CURVA 45° HH

MATERIAL: Cu-DHP99,9 - CW024A**O-RING:** EPDM nero - black - Schwarz - noir - negro




CODE	De mm	L mm	Z mm	 g			€
681012450	12	32	14	38	20	400	3,42
681015450	15	27,5	7,5	36	20	400	3,42
681018450	18	29,5	9,5	53	20	300	3,62
681022450	22	32	11	71	20	100	4,42
681028450	28	37	14	101	10	100	13,55
681035450	35	43,5	17,5	138	10	60	19,34
681042450	42	51	21	200	4	40	31,43
681054450	54	62	26,5	306	2	20	43,99

**681/451****CURVA 45° MF**

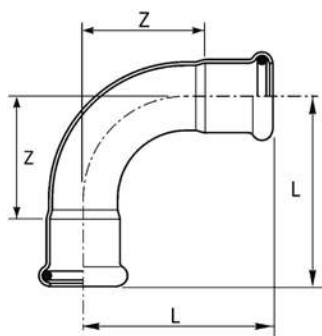
- 45° ELBOW MF
- BOGEN 45° IA
- COUDE MF 45°
- CURVA 45° HM

MATERIAL: Cu-DHP99,9 - CW024A**O-RING:** EPDM nero - black - Schwarz - noir - negro

B7071

CODE	De mm	L mm	H mm	Z mm	 g			€
681012451	12	32	41	14	36	20	400	2,77
681015451	15	27,5	40	7,5	41	20	400	2,77
681018451	18	29,5	36	9,5	50	20	300	3,70
681022451	22	32	42	11	69	20	100	4,09
681028451	28	37	46	14	99	10	100	13,48
681035451	35	43,5	57,5	17,5	144	10	60	18,68
681042451	42	51	72	21	215	4	40	29,25
681054451	54	62	82	26,5	333	2	20	43,38

B 70 71






681/900

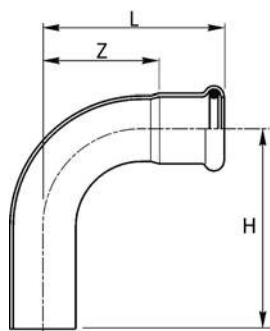
CURVA 90° FF

- 90° ELBOW FF
- BOGEN 90° II
- COUDE FF 90°
- CURVA 90° HH

MATERIAL: Cu-DHP99,9 - CW024A

O-RING: EPDM nero - black - Schwarz - noir - negro

CODE	De mm	L mm	Z mm				€
681012900	12	42	24	28	20	400	3,09
681015900	15	38	18	51	20	400	3,09
681018900	18	41,5	21,5	62	20	300	4,09
681022900	22	47	26	88	10	150	5,13
681028900	28	56	33	128	10	100	10,38
681035900	35	68	42	180	5	50	20,58
681042900	42	80	50	265	2	30	39,18
681054900	54	100	64,5	419	2	18	52,91






681/901

CURVA 90° MF

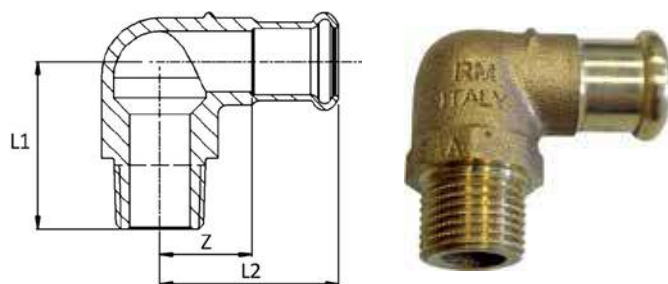
- 90° ELBOW MF
- BOGEN 90° IA
- COUDE MF 90°
- CURVA 90° HM

MATERIAL: Cu-DHP99,9 - CW024A

O-RING: EPDM nero - black - Schwarz - noir - negro

CODE	De mm	L mm	H mm	Z mm				€
681012901	12	42	48	24	40	20	400	2,90
681015901	15	38	48	18	49	20	400	2,90
681018901	18	41,5	48,5	21,5	62	20	300	3,96
681022901	22	47	57	26	87	10	150	5,27
681028901	28	56	64	33	130	10	100	11,37
681035901	35	68	82	42	195	5	50	20,24
681042901	42	80	101	50	278	2	30	40,04
681054901	54	100	120	64,5	435	2	18	53,57

B70 71



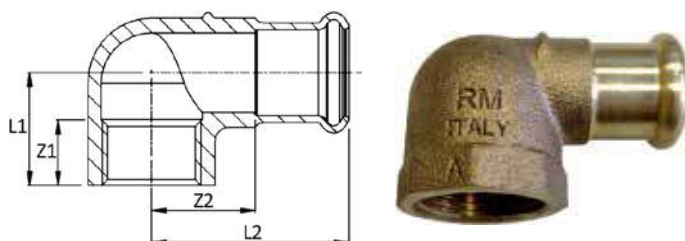
697

GOMITO MISTO 90° FILETTO M

- ELBOW ADAPTER 90° WITH MALE THREAD
- ÜBERGANGSWINKEL 90° AG
- EQUERRE 90° AVEC FILETAGE M
- CODO MACHO

MATERIAL: CuSn5Zn5Pb2-C - CC499K**O-RING:** EPDM nero - black - Schwarz - noir - negro**THREAD:** EN 10226-1 (ex ISO 7/1)

CODE	De x R mm x inch	L1 mm	L2 mm	Z mm				€
697308012	12 x 3/8"	35	34	14	86	10	200	15,11
697102012	12 x 1/2"	40	34	14	113	10	150	15,19
697308015	15 x 3/8"	35	41,5	21,5	86	10	150	22,62
697102015	15 x 1/2"	38,5	41,5	21,5	131	10	120	15,19
697102018	18 x 1/2"	40	42	22	136	10	100	24,20
697304018	18 x 3/4"	44	42	22	177	10	100	23,61
697102022	22 x 1/2"	42	42	21	162	10	100	28,84
697304022	22 x 3/4"	47	42	21	193	10	80	24,52
697102028	28 x 1/2"	45	47	24	199	10	80	40,12
697100028	28 x 1"	53	45	24	318	5	50	36,82
697114035	35 x 1 1/4"	68	55	29	471	5	40	48,85
697112042	42 x 1 1/2"	75	65	35	660	2	24	66,72
697200054	54 x 2"	88	78	42	1078	2	20	94,39



698

GOMITO MISTO 90° FILETTO F

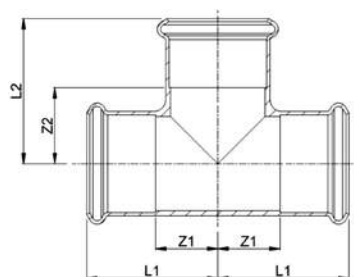
- ELBOW ADAPTER 90° WITH FEMALE THREAD
- ÜBERGANGSWINKEL 90° IG
- EQUERRE 90° AVEC FILETAGE F
- CODO HEMBRA

MATERIAL: CuSn5Zn5Pb2-C - CC499K**O-RING:** EPDM nero - black - Schwarz - noir - negro**THREAD:** EN 10226-1 (ex ISO 7/1)

B70 71

CODE	De x Rp mm x inch	L1 mm	L2 mm	Z1 mm	Z2 mm				€
698308012	12 x 3/8"	22,5	34	12	14	72	10	200	9,47
698102012	12 x 1/2"	24	34	16	14	87	10	200	9,47
698308015	15 x 3/8"	22,5	41,5	12	21,5	87	10	150	22,29
698102015	15 x 1/2"	22,5	41,5	16	21,5	102	10	150	9,47
698304015	15 x 3/4"	25	41,5	16	21,5	125	10	100	21,44
698102018	18 x 1/2"	24	42	16	22	112	10	150	20,91
698304018	18 x 3/4"	26	42	16	22	133	10	100	23,21
698102022	22 x 1/2"	26	42	15	21	129	10	100	24,92
698304022	22 x 3/4"	29	42	16	21	152	10	100	14,72
698100022	22 x 1"	32	45	19	24	203	10	80	23,40
698102028	28 x 1/2"	29	47	16	24	168	5	50	26,16
698100028	28 x 1"	35	48	19	25	240	5	50	26,83
698114035	35 x 1 1/4"	45	55	23	29	403	5	40	44,23
698112042	42 x 1 1/2"	52	65	23	35	541	2	30	56,99
698200054	54 x 2"	60	78	27	42	1085	2	16	90,52

B 70 71



682

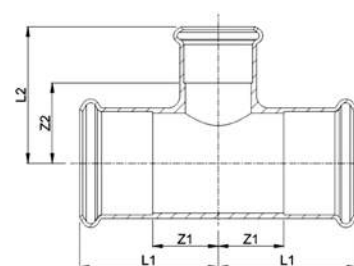
"T"

- EQUAL TEE
- T-STÜCK
- TÉ ÉGAL
- TE IGUAL HHH

MATERIAL: Cu-DHP99,9 - CW024A

O-RING: EPDM nero - black - Schwarz - noir - negro

CODE	De mm	L1 mm	L2 mm	Z2 mm	Z1 mm				€
682012000	12	31	31	11	11	54	20	200	4,73
682015000	15	32	32	12	13,5	75	20	200	4,73
682018000	18	34	34	14	13,5	96	20	100	6,45
682022000	22	37	37	16	16	125	10	100	8,22
682028000	28	42	42	19	19	174	10	50	14,27
682035000	35	50	50	24	24	245	4	32	24,12
682042000	42	57	63	33	27	345	4	20	46,74
682054000	54	69	78	42	33,5	559	2	12	57,84



692

"T" RIDOTTO

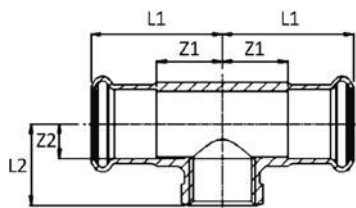
- REDUCING TEE
- T-STÜCK MIT REDUZIERTEM ABGANG
- TÉ RÉDUIT
- TE REDUCIDA HHH

MATERIAL: Cu-DHP99,9 - CW024A

O-RING: EPDM nero - black - Schwarz - noir - negro

CODE	De mm	L1 mm	L2 mm	Z1 mm	Z2 mm				€
692015012	15 x 12 x 15	32	32	12	12	69	20	100	5,46
692018012	18 x 12 x 18	34	35	14	15	84	20	100	6,06
692018015	18 x 15 x 18	34	35	14	15	93	20	100	5,80
692022012	22 x 12 x 22	37	35	16	15	106	10	100	7,30
692022015	22 x 15 x 22	37	38	16	18	122	10	100	6,97
692022018	22 x 18 x 22	37	38	16	18	128	10	100	8,95
692028015	28 x 15 x 28	42	40,5	19	20,5	167	10	50	16,36
692028018	28 x 18 x 28	42	40,5	19	20,5	168	10	50	22,62
692028022	28 x 22 x 28	42	41	19	20	173	10	50	16,30
692035015	35 x 15 x 35	50	44	24	24	250	5	50	24,12
692035018	35 x 18 x 35	50	44	24	24	241	5	50	25,51
692035022	35 x 22 x 35	50	44	24	23	237	5	50	22,10
692035028	35 x 28 x 35	50	44	24	21	231	5	35	23,27
692042015	42 x 15 x 42	57	47,5	27	27,5	338	4	20	44,04
692042018	42 x 18 x 42	57	47,5	27	27,5	338	4	20	43,38
692042022	42 x 22 x 42	57	53	27	32	330	4	20	42,27
692042028	42 x 28 x 42	57	56	27	33	323	4	20	42,86
692042035	42 x 35 x 42	57	61	27	35	338	4	20	44,44
692054022	54 x 22 x 54	69	59	33,5	38	469	2	16	66,33
692054028	54 x 28 x 54	69	64	33,5	41	465	2	16	68,37
692054035	54 x 35 x 54	69	67	33,5	41	502	2	16	70,99
692054042	54 x 42 x 54	69	70	33,5	40	489	2	16	53,11

B70 71






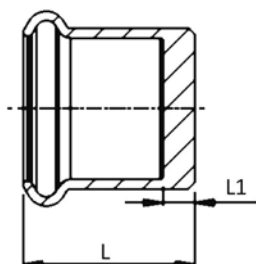
689

"T" CON DERIVAZIONE FILETTO F

- BRANCH TEE FEMALE BSP OUTLET
- T-STÜCK MIT ABGANG IG
- TÉ MIXTE AVEC FILETAGE F
- TE HEMBRA ROSCADA

MATERIAL: CuSn5Zn5Pb2-C - CC 499K**O-RING:** EPDM nero - black - Schwarz - noir - negro**THREAD:** EN 10226-1 (ex ISO 7/1)

CODE	De x Rp x De mm x inch x mm	L1 mm	L2 mm	Z1 mm	Z2 mm				€
689102012	12 x 1/2" x 12	34	24	14	10	104	10	100	14,93
689308015	15 x 3/8" x 15	41,5	22,5	21,5	10,5	118	10	100	25,51
689102015	15 x 1/2" x 15	41,5	22,5	21,5	8,5	128	10	100	14,53
689102018	18 x 1/2" x 18	42	24	22	10	145	10	100	25,26
689102022	22 x 1/2" x 22	42	26	21	12	170	10	100	20,39
689304022	22 x 3/4" x 22	42	30	21	14	183	10	100	29,25
689102028	28 x 1/2" x 28	44	29	21	15	211	5	50	25,51
689304028	28 x 3/4" x 28	44	30	21	14	216	5	50	33,13
689100028	28 x 1" x 28	44	34	21	16	265	5	50	34,19
689102035	35 x 1/2" x 35	50	34	24	19	308	5	50	34,97
689304035	35 x 3/4" x 35	50	34	24	18	305	5	40	35,49
689100035	35 x 1" x 35	50	35	24	17	329	5	40	37,07
689102042	42 x 1/2" x 42	57	38	27	23	419	4	32	42,39
689304042	42 x 3/4" x 42	57	38	27	22	415	4	32	46,01
689102054	54 x 1/2" x 54	69	44	33	30	638	2	14	50,49
689304054	54 x 3/4" x 54	69	44	33	28	639	2	14	55,21






683/003

B70 71

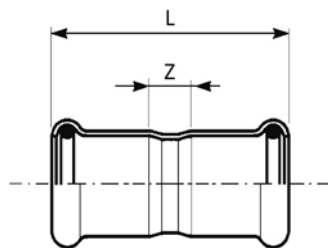
TAPPO DI CHIUSURA

- STOP END
- VERSCHLUSSKAPPE
- BOUCHON D'OBTURATION
- TAPÓN

MATERIAL: Cu-DHP99,9 - CW024A**O-RING:** EPDM nero - black - Schwarz - noir - negro

CODE	De mm	L mm	L1 mm				€
683012003	12	20	3	14	20	500	3,62
683015003	15	22,5	2,5	20	20	500	6,13
683018003	18	23	3	25	20	300	8,09
683022003	22	24,5	2,5	34	10	200	10,66
683028003	28	26,5	3,5	49	10	150	16,43
683035003	35	28,5	2,5	65	5	100	17,89
683042003	42	32,5	2,5	93	4	80	27,69
683054003	54	37,5	2,5	147	4	40	33,78

B 70 71






683/000

MANICOTTO

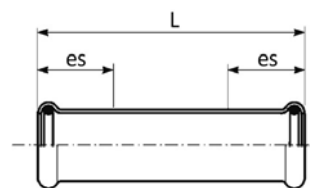
- COUPLING
- MUFFE
- MANCHON
- MANGUITO HH

MATERIAL: Cu-DHP99,9 - CW024A

O-RING: EPDM nero - black - Schwarz - noir - negro

CODE	De mm	L mm	Z mm				€
683012000	12	42	6	38	20	400	2,97
683015000	15	49	9	39	20	400	2,97
683018000	18	50	10	47	20	300	3,75
683022000	22	53	11	62	20	200	4,42
683028000	28	56	10	84	10	150	8,09
683035000	35	63	10	108	10	100	10,07
683042000	42	72	12	156	4	60	18,94
683054000	54	83	13	225	2	24	23,80

B 70 71






683/001

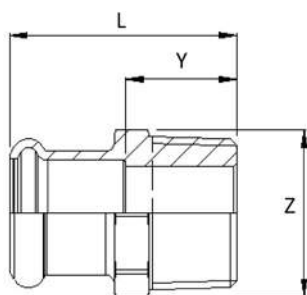
MANICOTTO PASSANTE

- SLIP COUPLING
- SCHIEBEMUFFE
- MANCHON LONG
- MANGUITO SIN TOPE

MATERIAL: Cu-DHP99,9 - CW024A




O-RING: EPDM nero - black - Schwarz - noir - negro

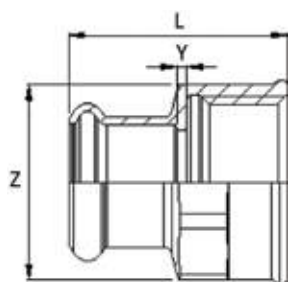
CODE	De mm	L mm	es				€
683012001	12	56	22	33	20	500	3,23
683015001	15	80	25	58	20	200	3,23
683018001	18	80	25	66	20	200	3,82
683022001	22	80	25	80	20	100	4,55
683028001	28	90	30	110	10	100	8,36
683035001	35	102	30	167	10	50	10,91
683042001	42	120	40	223	4	40	19,86
683054001	54	140	40	333	4	20	25,64

**687****MANICOTTO MISTO FILETTO M**

- MALE ADAPTER
- ÜBERGANGSSTÜCK MIT AG
- RACCORD AVEC FILETAGE MALE
- UNIÓN MACHO

MATERIAL: CuSn5Zn5Pb2-C - CC499K**O-RING:** EPDM nero - black - Schwarz - noir - negro**THREAD:** EN 10226-1 (ex ISO 7/1)

CODE	De x R mm x inch	L mm	Z mm	Y mm				€
687308012	12 x 3/8"	32	17	12	31	20	400	4,14
687102012	12 x 1/2"	36	22	16	48	20	400	6,04
687308015	15 x 3/8"	32	21	12	32	20	400	4,61
687102015	15 x 1/2"	36	22	16	53	20	300	4,61
687304015	15 x 3/4"	37,5	27	17,5	74	20	240	7,62
687102018	18 x 1/2"	37	22	17	47	20	100	5,10
687304018	18 x 3/4"	38	27	18	65	10	200	7,58
687102022	22 x 1/2"	36	27	17	58	10	200	6,69
687304022	22 x 3/4"	39	27	18	64	10	200	6,29
687100022	22 x 1"	42,5	34	21,5	111	10	100	10,30
687304028	28 x 3/4"	42	34	19	93	10	100	16,57
687100028	28 x 1"	44,5	34	21,5	105	10	100	10,11
687114028	28 x 1"1/4	48	43	25	192	10	100	20,86
687100035	35 x 1"	48	40	22	139	5	50	23,07
687114035	35 x 1"1/4	50	43	24	182	5	50	22,12
687112035	35 x 1"1/2	51	50	25	239	5	50	23,89
687114042	42 x 1"1/4	54	50	24	223	4	40	30,06
687112042	42 x 1"1/2	54	51	24	215	4	40	30,97
687112054	54 x 1"1/2	60	63	24	316	4	32	52,22
687200054	54 x 2"	63,5	63	33	341	4	32	59,75



690




MANICOTTO MISTO FILETTO F

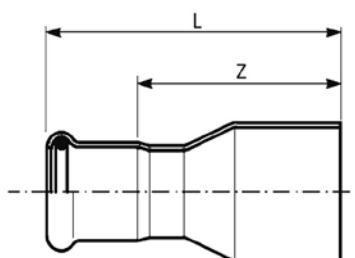
- FEMALE ADAPTER
- ÜBERGANGSSTÜCK MIT IG
- RACCORD AVEC FILETAGE FEMELLE
- UNIÓN HEMBRA

MATERIAL: CuSn5Zn5Pb2-C - CC499K

O-RING: EPDM nero - black - Schwarz - noir - negro

THREAD: EN 10226-1 (ex ISO 7/1)

CODE	De x Rp mm x inch	L mm	Z mm	Y mm	 g			€
690308012	12 x 3/8"	33,5	21	2	38	20	400	5,64
690102012	12 x 1/2"	36	26	2	58	20	300	7,23
690308015	15 x 3/8"	33,5	21	2	38	20	300	5,35
690102015	15 x 1/2"	36	26	2	58	20	300	7,03
690304015	15 x 3/4"	39	31	2	76	10	200	8,67
690102018	18 x 1/2"	37	26	2	61	20	300	7,23
690304018	18 x 3/4"	39	31	2	77	10	200	9,99
690102022	22 x 1/2"	36	27	1,5	64	20	200	6,89
690304022	22 x 3/4"	39	31	2,5	76	10	150	7,92
690100022	22 x 1"	42,5	38	2	112	10	100	13,12
690102028	28 x 1/2"	39	34	1	98	20	100	17,58
690304028	28 x 3/4"	41,5	34	2	98	10	100	19,42
690100028	28 x 1"	45	38	2,5	122	10	100	12,73
690114028	28 x 1"1/4	48	46	3	162	10	100	20,14
690100035	35 x 1"	45	40	2	132	5	100	24,56
690114035	35 x 1"1/4	50	46	2	164	5	100	24,26
690114042	42 x 1"1/4	54	50	2	198	4	40	34,30
690112042	42 x 1"1/2	54	53	2	217	4	40	35,19
690200054	54 x 2"	65	65	3	342	4	32	61,31






691

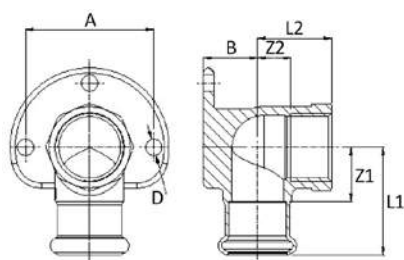
RIDUZIONE MF

- REDUCER
- REDUZIERSTÜCK
- REDUCTION
- REDUCCIÓN MH

MATERIAL: Cu-DHP99,9 - CW024A

O-RING: EPDM nero - black - Schwarz - noir - negro

CODE	De mm	L mm	Z mm				€
691015012	15 x 12	51	31	20	20	500	2,63
691018012	18 x 12	53	33	36	20	500	2,77
691018015	18 x 15	57	37	42	20	500	2,63
691022015	22 x 15	64	44	53	20	400	3,16
691022018	22 x 18	59,5	39,5	52	20	300	3,29
691028015	28 x 15	54	34	48	20	200	7,77
691028018	28 x 18	53	33	54	20	200	7,96
691028022	28 x 22	65	44	72	20	200	8,15
691035022	35 x 22	59	38	68	10	100	9,67
691035028	35 x 28	71	48	98	10	100	10,53
691042022	42 x 22	66	45	97	4	80	16,58
691042028	42 x 28	65	42	99	4	80	16,12
691042035	42 x 35	80,5	54,5	137	4	40	15,39
691054022	54 x 22	74	53	154	4	40	39,44
691054028	54 x 28	70	47	148	4	40	33,20
691054035	54 x 35	76	50	159	4	40	21,56
691054042	54 x 42	97,5	67,5	204	4	32	20,65



685




GOMITO MISTO 90° FF

- WALL PLATE ELBOW 90° WITH FEMALE THREAD
- DECKENWINKEL 90° IG
- EQUERRE 90° FF
- CODO PLACA HH

MATERIAL: CuSn5Zn5Pb2-C - CC499K

O-RING: EPDM nero - black - Schwarz - noir - negro

THREAD: EN 10226-1 (ex ISO 7/1)

CODE	De x Rp mm x inch	L1 mm	L2 mm	Z1 mm	Z2 mm	A mm	B mm	D mm				€
685102012	12 x 1/2"	34	24	14	9	40	12	6,5	155	10	100	13,09
685102015	15 x 1/2"	41,5	22,5	21,5	7	40	14	6,5	172	10	100	12,93
685102018	18 x 1/2"	42	24	22	9	40	15	6,5	188	10	100	16,83
685304022	22 x 3/4"	42	29	21	13	50	21	6,5	249	10	50	27,48
685100022	22 x 1"	45	32	24	13	50	30	6,5	315	10	50	28,55
685100028	28 x 1"	48	35	25	16	50	30	6,5	366	5	50	38,13

684/002

BOCCHETTONE SEDE PIANA FILETTO M

- STRAIGHT MALE UNION CONNECTOR
- DURCHGANGSVERSCHRAUBUNG MIT AUSSENGEWINDE
- RACCORD UNION FILETÉ
- RÁCOR 3 PIEZAS ROSCADO MACHO

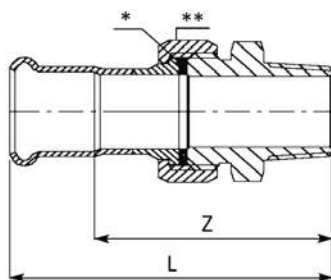
MATERIAL: CuSn5Zn5Pb2-C - CC499K




FITTING: [**]: ottone - brass - Messing - laiton - latón

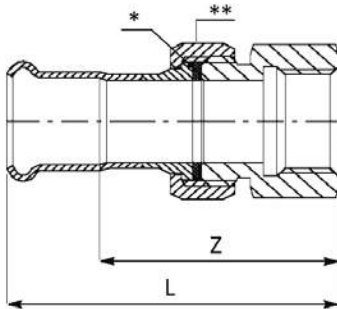
O-RING: EPDM nero - black - Schwarz - noir - negro

GASKET: [*]: EPDM nero - black - Schwarz - noir - negro

THREAD: EN 10226-1 (ex ISO 7/1)






CODE	D x R mm x inch	L mm	Z mm	Gasket mm				€
684015002	15 x 1/2"	66	46	24x14 thk 2,5	164	2	100	31,22
684015012	15 x 3/4"	67	47	24x14 thk 2,5	195	2	80	32,20
684018002	18 x 1/2"	65,5	45,5	24x14 thk 2,5	160	2	80	36,58
684018012	18 x 3/4"	66,5	46,5	24x14 thk 2,5	191	2	80	37,58
684022002	22 x 3/4"	67	46	30x20 thk 2,5	252	2	60	48,86
684022012	22 x 1"	68,5	47,5	30x20 thk 2,5	242	2	60	49,32
684028002	28 x 1"	80	56	39x27 thk 2,5	432	2	40	74,97
684035002	35 x 1 1/4"	89	62	44,5x30 thk 2,5	684	2	20	93,82
684042002	42 x 1 1/2"	92,5	62,5	50,5x38 thk 2,5	716	2	20	113,14
684054002	54 x 2"	106	70	65,5x45 thk 3	1344	2	12	181,95









**684/003****BOCCHETTONE SEDE PIANA FILETTO F**

- STRAIGHT FEMALE UNION CONNECTOR
- DURCHGANGSVERSCHRAUBUNG MIT INNENGEWINDE
- RACCORD UNION TARAUDÉ
- RÁCOR 3 PIEZAS HEMBRA

MATERIAL: CuSn5Zn5Pb2-C - CC499K**FITTING:** [**]: ottone - brass - Messing - laitón - latón**O-RING:** EPDM nero - black - Schwarz - noir - negro**GASKET:** [*]: EPDM nero - black - Schwarz - noir - negro**THREAD:** EN 10226-1 [ex ISO 7/1]

CODE	De x Rp mm x inch	L mm	Z mm	Gasket mm				€
684012003	12 x 3/8"	59,5	39,5	18x10 thk 2,5	156	2	100	32,95
684012013	12 x 1/2"	59,5	39,5	18x10 thk 2,5	142	2	100	37,09
684015003	15 x 1/2"	60,5	40,5	24x14 thk 2,5	170	2	100	29,78
684015013	15 x 3/4"	62,5	42,5	24x14 thk 2,5	191	2	100	35,93
684018003	18 x 1/2"	62	42	24x14 thk 2,5	168	2	100	35,70
684018013	18 x 3/4"	62	42	24x14 thk 2,5	185	2	100	41,29
684022003	22 x 1/2"	62,5	41,5	30x20 thk 2,5	299	2	60	47,98
684022013	22 x 3/4"	63,5	42,5	30x20 thk 2,5	250	2	60	47,67
684022023	22 x 1"	67,5	46,5	30x20 thk 2,5	273	2	60	51,40
684028003	28 x 1"	73	49	39x27 thk 2,5	481	2	40	70,43
684035003	35 x 1 1/4"	81	54	44,5x30 thk 2,5	638	2	24	83,81
684042003	42 x 1 1/2"	84,5	54,5	50,5x38 thk 2,5	682	2	24	104,63
684054003	54 x 2"	104	68	65,5x45 thk 3	1355	2	12	178,46

Certificazioni / Certifications

		PRODUKTE DER GASVERSORGUNG	DG-8531CL0376	Ø 15 – 54 mm
		RACCORDI A PRESSIONE PER GAS – PLUMBING FITTINGS FOR GASES	CA06.00293	Ø 15 – 54 mm
		AESPRES GAS – WITH O-RING NBR	C-16-3742-A	Ø 15 – 54 mm
		COPPER AND BRONZE PRESS CONNECTORS	13/16	Ø 15 – 54 mm

Campi di applicazione / Fields of application


AES PRES[®] GAS



Gas metano / GPL
Natural gas / LPG

AES PRES[®] GAS O-ring NBR

Giallo | Yellow | Gelb | Jaune | Amarillo



TUBO RAME PER AESPRES - AESPRES GAS
AESPRES - AESPRES GAS COPPER PIPING

Le tubazioni per impianti acqua e gas in rame, devono essere rispondenti alla norma UNI EN 1057:2010.

Rame e leghe di rame - Tubi rotondi di rame senza saldatura per acqua e gas nelle applicazioni sanitarie e di riscaldamento.

Piping for copper water and gas installation should comply with the standard EN 1057:2010, "Copper and copper alloys - Round tubes in copper without welding for water and gas in health-care and heating applications".

CARATTERISTICHE MECCANICHE DEI TUBI DI RAME - EN 1057
MECHANICAL FEATURES FOR COPPER TUBES - EN 1057

RIF. EN 1173	STATO - STATE	RESISTENZA MINIMA TRAZIONE MINIMUM TRACTION RESISTANCE RM (MPa)
R220	Ricotto - Annealed	220
R250	Semiduro - Semi-hard	250
R290	Duro - Hard	290

DILATAZIONE DI ROTTURA "A"
BREAKING "A" DILATION

Rif. EN 1173	øe (mm)	A min. (%)
R220	12÷22	40
R250	12÷28	20
R290	12÷54	3

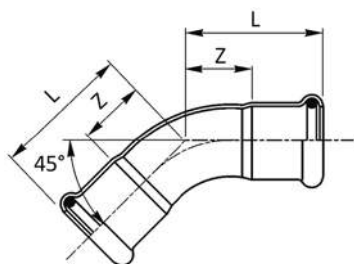
STATO DI FORNITURA
DELIVERY CONDITION

R220	Ricotto - Annealed	Rotolo - Roll
R250	Semiduro - Semi-hard	Barra - Bar
R290	Duro - Hard	Barra - Bar

Le dimensioni dei tubi utilizzabili con i sistemi a pressare **Aespres** ed **Aespres Gas** sono espresse nella tabella sottostante.
 Tube sizes to be used with **Aespres** and **Aespres Gas** press fittings are included in the annexed table.

DIMENSIONI DEI TUBI DI RAME - EN 1057 / DVGW GW 392
AESPRES PIPES DIMENSIONS AND CHARACTERISTICS - EN 1057 / DVGW GW 392



ø ESTERNO x SP. EXTERNAL ø x THK. mm	DN	ø INTERNO INTERNAL ø mm	MASSA MASS kg/m	CONTENUTO D'ACQUA WATER VOLUME l/m	STATO FORNITURA SUPPLIED CONDITION
12x1	10	10	0,309	0,079	Rotolo / Roll 25/50 m (R 220) o / or Barra / Bar 5 m (R 250)
15x1	12	13	0,393	0,133	
18x1	15	16	0,477	0,201	
22x1	20	20	0,589	0,314	
28x1,5	25	25	1,115	0,491	Barra / Bar 5 m (R250)
35x1,5	32	32	1,410	0,804	Barra / Bar 5 m (R290)
42x1,5	40	39	1,704	1,194	
54x2	50	50	2,918	1,963	

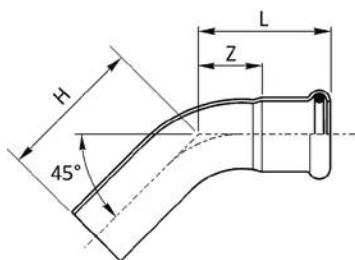
B 70 72

681/450 G
CURVA 45° FF

- 45° ELBOW FF
- BOGEN 45° II
- COUDE FF 45°
- CURVA 45° HH

MATERIAL: Cu-DHP99,9 - CW024A

O-RING: NBR giallo - yellow - Gelb - jaune - amarillo



CODE	De mm	L mm	Z mm			€
681015450G	15	27,5	7,5	36	4	3,96
681018450G	18	29,5	9,5	53	4	4,21
681022450G	22	32	11	71	4	5,13
681028450G	28	37	14	101	4	15,59
681035450G	35	43,5	17,5	138	1	22,29
681042450G	42	51	21	200	1	36,15
681054450G	54	62	26,5	306	1	50,61

B 70 72

681/451 G
CURVA 45° MF

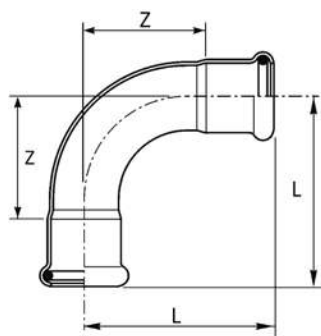
- 45° ELBOW MF
- BOGEN 45° IA
- COUDE MF 45°
- CURVA 45° HM

MATERIAL: Cu-DHP99,9 - CW024A

O-RING: NBR giallo - yellow - Gelb - jaune - amarillo



CODE	De mm	L mm	H mm	Z mm			€
681015451G	15	27,5	40	7,5	41	4	3,23
681018451G	18	29,5	36	9,5	50	4	4,27
681022451G	22	32	42	11	69	4	4,73
681028451G	28	37	46	14	99	4	15,51
681035451G	35	43,5	57,5	17,5	144	1	21,51
681042451G	42	51	72	21	215	1	33,66
681054451G	54	62	82	26,5	333	1	49,90

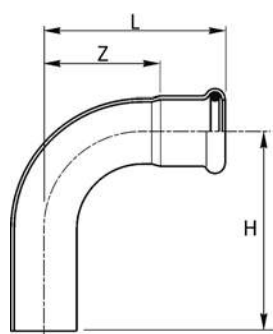
B7072

**681/900 G****CURVA 90° FF**

- 90° ELBOW FF
- BOGEN 90° II
- COUDE FF 90°
- CURVA 90° HH

MATERIAL: Cu-DHP99,9 - CW024A**O-RING:** NBR giallo - yellow - Gelb - jaune - amarillo



CODE	De mm	L mm	Z mm	 g		€
681015900G	15	38	18	51	4	3,62
681018900G	18	41,5	21,5	62	4	4,73
681022900G	22	47	26	88	4	5,92
681028900G	28	56	33	128	4	11,97
681035900G	35	68	42	180	1	23,67
681042900G	42	80	50	265	1	45,10
681054900G	54	100	64,5	419	1	60,87

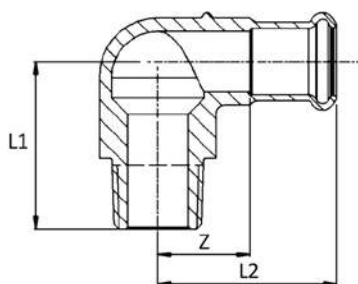
**681/901 G****CURVA 90° MF**

- 90° ELBOW MF
- BOGEN 90° IA
- COUDE MF 90°
- CURVA 90° HM

MATERIAL: Cu-DHP99,9 - CW024A**O-RING:** NBR giallo - yellow - Gelb - jaune - amarillo

B7072

CODE	De mm	L mm	H mm	Z mm	 g		€
681015901G	15	38	48	18	49	4	3,37
681018901G	18	41,5	48,5	21,5	62	4	4,55
681022901G	22	47	57	26	87	4	6,06
681028901G	28	56	64	33	130	4	13,09
681035901G	35	68	82	42	195	1	23,34
681042901G	42	80	101	50	278	1	46,09
681054901G	54	100	120	64,5	435	1	61,66




697 G
B 70 72
GOMITO MISTO 90° FILETTO M

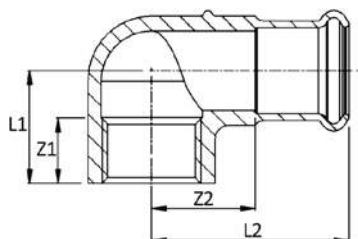
- ELBOW ADAPTER 90° WITH MALE THREAD
- ÜBERGANGSWINKEL 90° AG
- EQUERRE 90° AVEC FILETAGE M
- CODO MACHO

MATERIAL: CuSn5Zn5Pb2-C - CC499K

O-RING: NBR giallo - yellow - Gelb - jaune - amarillo

THREAD: EN 10226-1 (ex ISO 7/1)

CODE	De x R mm x inch	L1 mm	L2 mm	Z mm			€
697308015G	15 x 3/8"	35	41,5	21,5	86	4	26,04
697102015G	15 x 1/2"	38,5	41,5	21,5	131	4	17,49
697102018G	18 x 1/2"	40	42	22	136	4	27,86
697304018G	18 x 3/4"	44	42	22	177	4	27,14
697102022G	22 x 1/2"	42	42	21	162	4	33,20
697304022G	22 x 3/4"	47	42	21	193	4	28,20
697102028G	28 x 1/2"	45	47	24	199	4	46,15
697100028G	28 x 1"	53	45	24	318	4	42,34
697114035G	35 x 1 1/4"	68	55	29	471	1	56,19
697112042G	42 x 1 1/2"	75	65	35	660	1	76,78
697200054G	54 x 2"	88	78	42	1078	1	108,58




698 G
B 70 72
GOMITO MISTO 90° FILETTO F

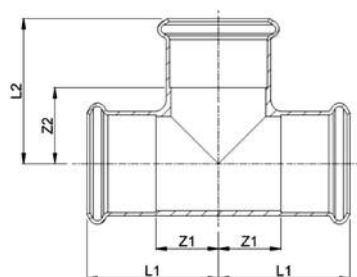
- ELBOW ADAPTER 90° WITH FEMALE THREAD
- ÜBERGANGSWINKEL 90° IG
- EQUERRE 90° AVEC FILETAGE F
- CODO HEMBRA

MATERIAL: CuSn5Zn5Pb2-C - CC499K

O-RING: NBR giallo - yellow - Gelb - jaune - amarillo



THREAD: EN 10226-1 (ex ISO 7/1)

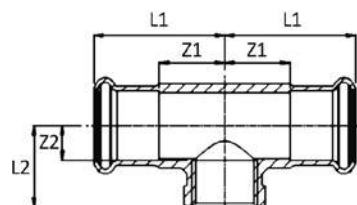
CODE	De x Rp mm x inch	L1 mm	L2 mm	Z1 mm	Z2 mm			€
698308015G	15 x 3/8"	22,5	41,5	12	21,5	87	4	25,64
698102015G	15 x 1/2"	22,5	41,5	16	21,5	102	4	10,91
698304015G	15 x 3/4"	25	41,5	16	21,5	125	4	24,65
698102018G	18 x 1/2"	24	42	16	22	112	4	24,06
698304018G	18 x 3/4"	26	42	16	22	133	4	26,69
698102022G	22 x 1/2"	26	42	15	21	129	4	28,67
698304022G	22 x 3/4"	29	42	16	21	152	4	16,96
698100022G	22 x 1"	32	45	19	24	203	4	26,96
698102028G	28 x 1/2"	29	47	16	24	168	4	30,10
698100028G	28 x 1"	35	48	19	25	240	4	30,89
698114035G	35 x 1 1/4"	45	55	23	29	403	1	50,86
698112042G	42 x 1 1/2"	52	65	23	35	541	1	65,59
698200054G	54 x 2"	60	78	27	42	1085	1	104,13

**682 G****B7072****"T"**

- EQUAL TEE
- T-STÜCK
- TÉ ÉGAL
- TE IGUAL HHH



MATERIAL: Cu-DHP99,9 - CW024A**O-RING:** NBR giallo - yellow - Gelb - jaune - amarillo

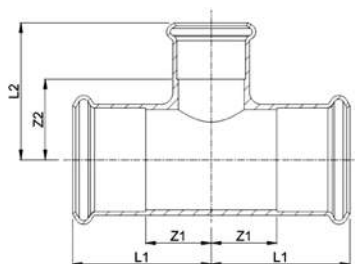
CODE	De mm	L1 mm	L2 mm	Z1 mm	Z2 mm			€
682015000G	15	32	32	13,5	12	75	4	5,46
682018000G	18	34	34	13,5	14	96	4	7,43
682022000G	22	37	37	16	16	125	4	9,47
682028000G	28	42	42	19	19	174	4	16,43
682035000G	35	50	50	24	24	245	1	27,81
682042000G	42	57	63	27	33	345	1	53,77
682054000G	54	69	78	33,5	42	559	1	66,52

**689 G****B7072****"T" CON DERIVAZIONE FILETTO F**

- BRANCH TEE FEMALE BSP OUTLET
- T-STÜCK MIT ABGANG IG
- TÉ MIXTE AVEC FILETAGE F
- TE HEMBRA ROSCADA

MATERIAL: CuSn5Zn5Pb2-C - CC499K**O-RING:** NBR giallo - yellow - Gelb - jaune - amarillo**THREAD:** EN 10226-1 (ex ISO 7/1)

CODE	De x Rp x De mm x inch x mm	L1 mm	L2 mm	Z1 mm	Z2 mm			€
689308015G	15 x 3/8" x 15	41,5	22,5	21,5	10,5	118	4	29,39
689102015G	15 x 1/2" x 15	41,5	22,5	21,5	8,5	128	4	16,76
689102018G	18 x 1/2" x 18	42	24	22	10	145	4	29,06
689102022G	22 x 1/2" x 22	42	26	21	12	170	4	23,46
689304022G	22 x 3/4" x 22	42	30	21	14	183	4	33,66
689102028G	28 x 1/2" x 28	44	29	21	15	211	4	29,39
689304028G	28 x 3/4" x 28	44	30	21	14	216	4	38,13
689100028G	28 x 1" x 28	44	34	21	16	265	4	39,31
689102035G	35 x 1/2" x 35	50	34	24	19	308	1	40,24
689304035G	35 x 3/4" x 35	50	34	24	18	305	1	40,81
689100035G	35 x 1" x 35	50	35	24	17	329	1	42,67
689102042G	42 x 1/2" x 42	57	38	27	23	419	1	48,77
689304042G	42 x 3/4" x 42	57	38	27	22	415	1	52,91
689102054G	54 x 1/2" x 54	69	44	33	30	638	1	58,11
689304054G	54 x 3/4" x 54	69	44	33	28	639	1	63,49

B 70 72




692 G

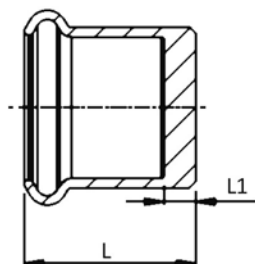
"T" RIDOTTO

- REDUCING TEE
- T-STÜCK MIT REDUZIERTEM ABGANG
- TÉ RÉDUIT
- TE REDUCIDA HHH

MATERIAL: Cu-DHP99,9 - CW024A

O-RING: NBR giallo - yellow - Gelb - jaune - amarillo

CODE	De mm	L1 mm	L2 mm	Z1 mm	Z2 mm			€
692018015G	18 x 15 x 18	34	35	14	15	93	4	6,72
692022015G	22 x 15 x 22	37	38	16	18	122	4	8,02
692022018G	22 x 18 x 22	37	38	16	18	128	4	10,32
692028015G	28 x 15 x 28	42	40,5	19	20,5	167	4	18,87
692028018G	28 x 18 x 28	42	40,5	19	20,5	168	4	26,04
692028022G	28 x 22 x 28	42	41	19	20	173	4	18,80
692035015G	35 x 15 x 35	50	44	24	24	250	1	27,81
692035018G	35 x 18 x 35	50	44	24	24	241	1	29,39
692035022G	35 x 22 x 35	50	44	24	23	237	1	25,43
692035028G	35 x 28 x 35	50	44	24	21	231	1	26,83
692042015G	42 x 15 x 42	57	47,5	27	27,5	338	1	50,68
692042018G	42 x 18 x 42	57	47,5	27	27,5	338	1	49,90
692042022G	42 x 22 x 42	57	53	27	32	330	1	48,64
692042028G	42 x 28 x 42	57	56	27	33	323	1	49,29
692042035G	42 x 35 x 42	57	61	27	35	338	1	51,15
692054022G	54 x 22 x 54	69	59	33,5	38	469	1	76,32
692054028G	54 x 28 x 54	69	64	33,5	41	465	1	78,62
692054035G	54 x 35 x 54	69	67	33,5	41	502	1	81,65
692054042G	54 x 42 x 54	69	70	33,5	40	489	1	61,13





683/003 G

TAPPO DI CHIUSURA

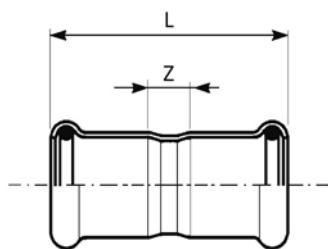
- STOP END
- VERSCHLUSSKAPPE
- BOUCHON D'OBTURATION
- TAPÓN

MATERIAL: Cu-DHP99,9 - CW024A

O-RING: NBR giallo - yellow - Gelb - jaune - amarillo



CODE	De mm	L mm	L1 mm			€
683015003G	15	22,5	2,5	20	4	7,03
683018003G	18	23	3	25	4	9,35
683022003G	22	24,5	2,5	34	4	12,31
683028003G	28	26,5	3,5	49	4	18,94
683035003G	35	28,5	2,5	65	1	20,58
683042003G	42	32,5	2,5	93	1	31,90
683054003G	54	37,5	2,5	147	1	38,93

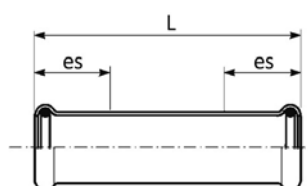
B7072

**683/000 G****MANICOTTO**

- COUPLING
- MUFFE
- MANCHON
- MANGUITO HH

MATERIAL: Cu-DHP99,9 - CW024A**O-RING:** NBR giallo - yellow - Gelb - jaune - amarillo

CODE	De mm	L mm	Z mm	 g		€
683015000G	15	49	9	39	4	3,42
683018000G	18	50	10	47	4	4,33
683022000G	22	53	11	62	4	5,13
683028000G	28	56	10	84	4	9,35
683035000G	35	63	10	108	1	11,58
683042000G	42	72	12	156	1	21,82
683054000G	54	83	13	225	1	27,42



**683/001 G**

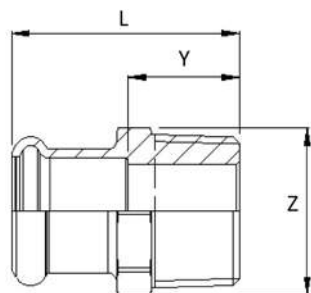
B7072

MANICOTTO PASSANTE

- SLIP COUPLING
- SCHIEBEMUFFE
- MANCHON LONG
- MANGUITO SIN TOPE

MATERIAL: Cu-DHP99,9 - CW024A**O-RING:** NBR giallo - yellow - Gelb - jaune - amarillo

CODE	De mm	L mm	es	 g		€
683015001G	15	80	25	58	4	3,75
683018001G	18	80	25	66	4	4,42
683022001G	22	80	25	80	4	5,27
683028001G	28	90	30	110	4	9,67
683035001G	35	102	30	167	1	12,55
683042001G	42	120	40	223	1	22,87
683054001G	54	140	40	333	1	29,51



687 G

B 70 72



MANICOTTO MISTO FILETTO M

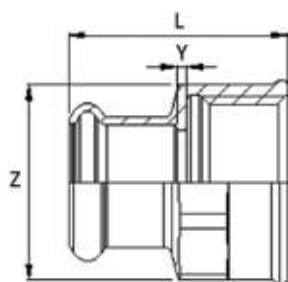
- MALE ADAPTER
- ÜBERGANGSSTÜCK MIT AG
- RACCORD AVEC FILETAGE MALE
- UNIÓN MACHO

MATERIAL: CuSn5Zn5Pb2-C - CC499K

O-RING: NBR giallo - yellow - Gelb - jaune - amarillo



THREAD: EN 10226-1 (ex ISO 7/1)

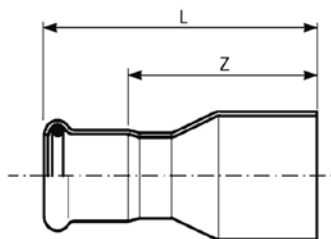
CODE	De x R mm x inch	L mm	Z mm	Y mm			€
687308015G	15 x 3/8"	32	21	12	32	4	5,32
687102015G	15 x 1/2"	36	22	16	53	4	5,29
687304015G	15 x 3/4"	37,5	27	17,5	74	4	8,77
687102018G	18 x 1/2"	37	22	17	47	4	5,86
687304018G	18 x 3/4"	38	27	17	58	4	8,71
687102022G	22 x 1/2"	36	27	18	65	4	7,69
687304022G	22 x 3/4"	39	27	18	64	4	7,23
687100022G	22 x 1"	42,5	34	21,5	111	4	11,84
687304028G	28 x 3/4"	42	34	19	93	4	19,06
687100028G	28 x 1"	44,5	34	21,5	105	4	11,66
687114028G	28 x 1"1/4	48	43	25	192	4	24,04
687100035G	35 x 1"	48	40	22	139	1	26,53
687114035G	35 x 1"1/4	50	43	24	182	1	25,45
687112035G	35 x 1"1/2	51	50	25	239	1	27,50
687114042G	42 x 1"1/4	54	50	24	223	1	34,61
687112042G	42 x 1"1/2	54	50	24	215	1	35,62
687112054G	54 x 1"1/2	60	63	24	316	1	60,12
687200054G	54 x 2"	63,5	63	27,5	341	1	68,72

**690 G****MANICOTTO MISTO FILETTO F**

- FEMALE ADAPTER
- ÜBERGANGSSTÜCK MIT IG
- RACCORD AVEC FILETAGE FEMELLE
- UNIÓN HEMBRA

MATERIAL: CuSn5Zn5Pb2-C - CC499K**O-RING:** NBR giallo - yellow - Gelb - jaune - amarillo**THREAD:** EN 10226-1 (ex ISO 7/1)



CODE	De x Rp mm x inch	L mm	Z mm	Y mm	 g		€
690308015G	15 x 3/8"	33,5	21	2	38	4	6,15
690102015G	15 x 1/2"	36	26	2	58	4	8,09
690304015G	15 x 3/4"	39	31	2	76	4	9,97
690102018G	18 x 1/2"	37	26	2	61	4	8,32
690304018G	18 x 3/4"	39	31	2	77	4	11,55
690102022G	22 x 1/2"	36	27	1,5	64	4	7,91
690304022G	22 x 3/4"	39	31	2,5	76	4	9,11
690100022G	22 x 1"	42,5	38	2	112	4	15,08
690102028G	28 x 1/2"	39	34	1	98	4	20,26
690304028G	28 x 3/4"	41,5	34	2	98	4	22,34
690100028G	28 x 1"	45	38	2,5	122	4	14,63
690114028G	28 x 1 1/4"	48	46	3	162	4	23,19
690100035G	35 x 1"	45	40	2	132	1	28,27
690114035G	35 x 1 1/4"	50	46	2	164	1	27,92
690114042G	42 x 1 1/4"	54	50	2	198	1	39,51
690112042G	42 x 1 1/2"	54	53	2	217	1	40,51
690200054G	54 x 2"	65	65	3	342	1	70,51

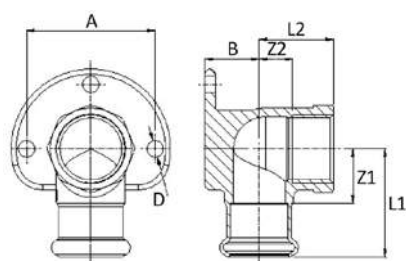
B 70 72

691 G
RIDUZIONE MF

- REDUCER
- REDUZIERSTÜCK
- REDUCTION
- REDUCCIÓN MH

MATERIAL: Cu-DHP99,9 - CW024A

O-RING: NBR giallo - yellow - Gelb - jaune - amarillo

CODE	De mm	L mm	Z mm			€
691018015G	18 x 15	57	37	42	4	3,03
691022015G	22 x 15	64	44	53	4	3,70
691022018G	22 x 18	59,5	39,5	52	4	3,82
691028015G	28 x 15	54	34	48	4	8,95
691028018G	28 x 18	53	33	54	4	9,21
691028022G	28 x 22	65	44	72	4	9,42
691035022G	35 x 22	59	38	68	1	11,18
691035028G	35 x 28	71	48	98	1	12,10
691042022G	42 x 22	66	45	97	1	19,07
691042028G	42 x 28	65	42	99	1	18,54
691042035G	42 x 35	80,5	54,5	137	1	17,75
691054022G	54 x 22	74	53	154	1	45,35
691054028G	54 x 28	70	47	148	1	38,19
691054035G	54 x 35	76	50	159	1	24,85
691054042G	54 x 42	97,5	67,5	204	1	23,80




685 G
GOMITO MISTO 90° FF

- WALL PLATE ELBOW 90° WITH FEMALE THREAD
- DECKENWINKEL 90° IG
- EQUERRE 90° FF
- CODO PLACA
















MATERIAL: CuSn5Zn5Pb2-C - CC499K

O-RING: NBR giallo - yellow - Gelb - jaune - amarillo

THREAD: EN 10226-1 (ex ISO 7/1)

CODE	De x Rp mm x inch	L1 mm	L2 mm	Z1 mm	Z2 mm	A mm	B mm	D mm			€
685102015G	15 x 1/2"	41,5	22,5	21,5	7	40	14	6,5	172	4	14,85
685102018G	18 x 1/2"	42	24	22	9	40	15	6,5	188	4	19,39
685304022G	22 x 3/4"	42	29	21	13	50	21	6,5	247	4	31,61

Certificazioni / Certifications

		GIUNTI MECCANICI PER TUBOLATURE - MARINEPRES MECHANICAL JOINTS FOR PIPES - MARINEPRES	MAC - 069514CS/001 - 002	Ø 15 - 108 mm
		TUBE FITTINGS - MARINEPRES	TAP000007B	Ø 15 - 108 mm
		PRESS FIT SYSTEM OF COMPRESSION TYPE FOR PIPING SYSTEMS	15/20055	Ø 15 - 108 mm
		MARINEPRES PIPE PENETRATION (STANDARD FIRE TEST) Ø 15-108 MM	 MED 1650183 - SASF160205	Ø 15 - 108 mm
		PIPE COUPLING WITH O-RING SEAL MARINEPRES SYSTEM	38059/A0 BV	Ø 15 - 108 mm
		MARINEPRES, PIPING SYSTEM AND FITTING	15-GE1308502-PDA	Ø 15 - 108 mm
		MARINEPRES, MECHANICAL JOINTS	ML 16T00012	Ø 15 - 108 mm

Campi di applicazione / Fields of application

MARINE PRES®



Riscaldamento
Heating



Raffrescamento
Cooling



Solare termico
Solar thermal



Aria compressa
Compressed air



Antincendio
Fire protection systems



Acque di processo
Process water



Scarichi
Waste water

MARINE PRES® O-ring FKM

Verde | Green | Grün | Vert | Verde





616/000 CN

PER IMPIANTI NAVALI

- FOR SHIPYARD SECTOR
- FÜR SCHIFFSBEREICH
- POUR SECTEUR NAVAL
- PARA SECTOR NAVAL

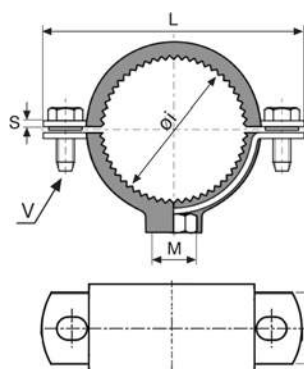
NORM: DIN 86019

≤54 B 90 91

76÷108 B 90 92

Mat. Nr.: CuNi10Fe1.6Mn L=6 m

CODE	Dimensions mm x mm	Ø int mm	L m	kg/m	Volume l/m	Minimum package m	€/m
616015000CN	15 x 1,0	13	6	0,39	0,133	60	19,47
616018000CN	18 x 1,0	16	6	0,48	0,201	60	23,68
616022000CN	22 x 1,0	20	6	0,59	0,314	60	29,25
616028000CN	28 x 1,5	25	6	1,12	0,491	30	55,32
616035000CN	35 x 1,5	32	6	1,41	0,804	30	69,96
616042000CN	42 x 1,5	39	6	1,71	1,194	30	84,61
616054000CN	54 x 1,5	51	6	2,21	2,042	30	109,69
616076000CN	76,1 x 2,0	72,1	6	4,16	4,08	6	185,80
616088000CN	88,9 x 2,0	84,9	6	4,88	5,66	6	214,23
616108000CN	108 x 2,5	103	6	7,41	8,332	6	365,90



Conforme a
Conform to
Entsprechend
Correspondant
Conforme a la

DIN 4109

156/G

COLLARE GOMMA PER TUBO MARINEPRES

- CLAMP WITH RUBBER FOR MARINEPRES PIPE
- ROHRSCHELLE MIT GUMMIEINLAGE FÜR MARINEPRES ROHR
- COLLIER DE FIXATION GARNITURE ISOPHONIQUE POUR TUBE MARINEPRES
- ABRAZADERA ISOFÓNICA PARA TUBO MARINEPRES

MATERIAL: AISI 304 / W. 1.4301

VULCANIZED RUBBER: EPDM (-20° C/+120° C)
durezza/hardness 55 Shore

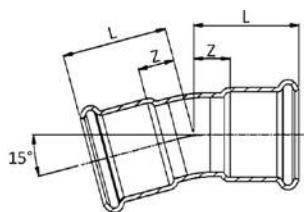
NOTE: dado saldato con puntatura elettrica
spot welded nut

A 50 50

Luglio 2018
July 2018

CODE	Øi mm	M	V mm	B mm	L mm	S mm	g	box	€
156150304G	15	M 8	M 6 x 20	20	58	2	72	50	6,09
156308304G	18	M 8	M 6 x 20	20	58	2	76	50	6,09
156102304G	22	M 8	M 6 x 20	20	63,5	2	86	50	6,21
156304304G	28	M 8	M 6 x 20	20	70	2	94	50	6,45
156100304G	35	M 8	M 6 x 20	20	79	2	112	50	6,84
156114304G	42	M 8	M 6 x 20	20	85	2	120	50	7,96
156112304G	54	M 8	M 6 x 20	20	97	2	142	50	8,69
156212304G	76,1	M 10	M 6 x 25	30	128	2	308	10	13,20
156300304G	88,9	M 10	M 6 x 25	30	148	2	346	10	14,30
156108304G*	108	M 8/10	M 6 x 20	20	168	2	160	10	17,26

*Gomma staccabile - Detachable rubber - Abnehmbare Gummi - Caoutchouc amovible - Goma desmontable

**681/150 CN**



≤54 B 80 81

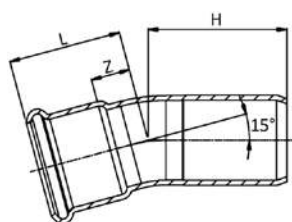
76÷108 B 80 82

CURVA 15° FF

- 15° ELBOW FF
- BOGEN 15° II
- COUDE FF 15°
- CURVA 15° HH

MATERIAL: CuNi10Fe1.6Mn**O-RING:** FKM verde - green - Grün - vert - verde

CODE	De mm	L mm	Z mm	 g		€
681015150CN	15	30	10	43	20	17,01
681022150CN	22	33	12	72	20	20,99
681028150CN	28	36	13	97	10	24,27
681035150CN	35	37	11	140	10	28,37
681042150CN	42	42	12	200	4	46,19
681054150CN	54	49	13	302	2	59,00
681076150CN	76,1	186	131	1004	2	213,66
681088150CN	88,9	211	147	1394	2	255,28
681108150CN	108	247	169	1896	2	350,90

**681/151 CN**



≤54 B 80 81

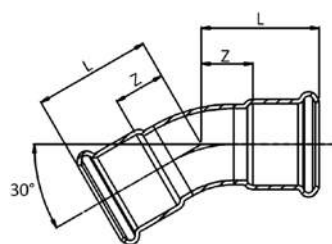
76÷108 B 80 82

CURVA 15° MF

- 15° ELBOW MF
- BOGEN 15° IA
- COUDE MF 15°
- CURVA 15° HM

MATERIAL: CuNi10Fe1.6Mn**O-RING:** FKM verde - green - Grün - vert - verde

CODE	De mm	L mm	H mm	Z mm	 g		€
681015151CN	15	30	40	10	42	20	16,24
681022151CN	22	33	41	12	71	20	19,79
681028151CN	28	36	43	13	101	10	24,06
681035151CN	35	37	41	11	148	10	28,07
681042151CN	42	42	47	12	208	4	44,04
681054151CN	54	49	55	13	339	2	55,63
681076151CN	76,1	186	194	131	1004	2	198,22
681088151CN	88,9	211	219	147	1394	2	233,88
681108151CN	108	247	256	169	1896	2	328,25



681/300 CN

≤54 B 80 81



76÷108 B 80 82

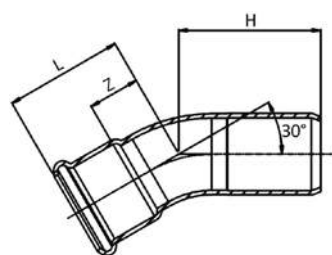
CURVA 30° FF

- 30° ELBOW FF
- BOGEN 30° II
- COUDE FF 30°
- CURVA 30° HH

MATERIAL: CuNi10Fe1.6Mn

O-RING: FKM verde - green - Grün - vert - verde

CODE	De mm	L mm	Z mm			€
681015300CN	15	33	13	43	20	17,01
681022300CN	22	37	16	72	20	20,99
681028300CN	28	41	18	97	10	24,27
681035300CN	35	37	11	140	10	28,37
681042300CN	42	44	14	200	4	46,19
681054300CN	54	52	17	302	2	59,00
681076300CN	76,1	100	55	1004	2	213,66
681088300CN	88,9	115	64	1394	2	255,28
681108300CN	108	127	68	1896	2	350,90



681/301 CN

≤54 B 80 81



76÷108 B 80 82

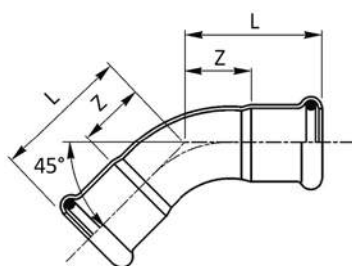
CURVA 30° MF

- 30° ELBOW MF
- BOGEN 30° IA
- COUDE MF 30°
- CURVA 30° HM

MATERIAL: CuNi10Fe1.6Mn

O-RING: FKM verde - green - Grün - vert - verde

CODE	De mm	L mm	H mm	Z mm			€
681015301CN	15	33	43	13	42	20	16,24
681022301CN	22	37	46	16	71	20	19,79
681028301CN	28	41	48	18	101	10	24,06
681035301CN	35	37	46	11	148	10	28,07
681042301CN	42	44	54	14	208	4	44,04
681054301CN	54	52	63	17	339	2	55,63
681076301CN	76,1	100	108	55	1004	2	198,22
681088301CN	88,9	115	123	64	1394	2	233,88
681108301CN	108	127	136	68	1896	2	328,25



**681/450 CN**

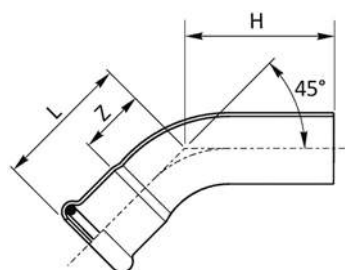
≤54 B 80 81
76÷108 B 80 82

CURVA 45° FF

- 45° ELBOW FF
- BOGEN 45° II
- COUDE FF 45°
- CURVA 45° HH

MATERIAL: CuNi10Fe1.6Mn**O-RING:** FKM verde - green - Grün - vert - verde

CODE	De mm	L mm	Z mm			€
681015450CN	15	27,5	7,5	43	20	17,01
681018450CN	18	29,5	9,5	54	20	18,89
681022450CN	22	32	11	72	20	20,99
681028450CN	28	37	14	97	10	24,27
681035450CN	35	43,5	17,5	140	10	28,37
681042450CN	42	51	21	200	4	46,19
681054450CN	54	62	26,5	302	2	59,00
681076450CN	76,1	133	78	1004	2	213,66
681088450CN	88,9	144,5	84,5	1394	2	255,28
681108450CN	108	169	94	1896	2	350,90



**681/451 CN**

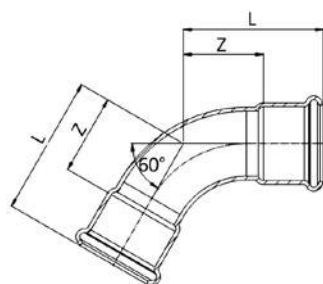
≤54 B 80 81
76÷108 B 80 82

CURVA 45° MF

- 45° ELBOW MF
- BOGEN 45° IA
- COUDE MF 45°
- CURVA 45° HM

MATERIAL: CuNi10Fe1.6Mn**O-RING:** FKM verde - green - Grün - vert - verde

CODE	De mm	L mm	H mm	Z mm			€
681015451CN	15	27,5	39,5	7,5	42	20	16,24
681018451CN	18	29,5	36	9,5	54	20	17,49
681022451CN	22	32	42	11	71	20	19,79
681028451CN	28	37	46	14	101	10	24,06
681035451CN	35	43,5	57,5	17,5	148	10	28,07
681042451CN	42	51	72	21	208	4	44,04
681054451CN	54	62	82	26,5	339	2	55,63
681076451CN	76,1	133	149	78	1004	2	198,22
681088451CN	88,9	144,5	159,5	84,5	1394	2	233,88
681108451CN	108	169	184	94	1896	2	328,25



681/600 CN

≤54 B 80 81



76÷108 B 80 82

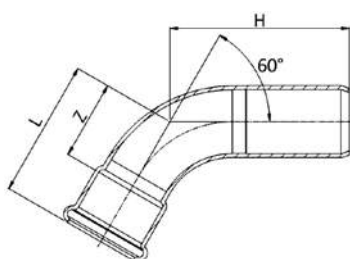
CURVA 60° FF

- 60° ELBOW FF
- BOGEN 60° II
- COUDE FF 60°
- CURVA 60° HH

MATERIAL: CuNi10Fe1.6Mn

O-RING: FKM verde - green - Grün - vert - verde

CODE	De mm	L mm	Z mm			€
681035600CN	35	71	44	140	5	28,37
681042600CN	42	82	50	200	2	46,19
681054600CN	54	82	44	348	2	59,00
681076600CN	76,1	146,5	91,5	1311	2	213,66
681088600CN	88,9	162	102	1687	2	255,28
681108600CN	108	1190	115	2440	2	350,90



681/601 CN

≤54 B 80 81



76÷108 B 80 82

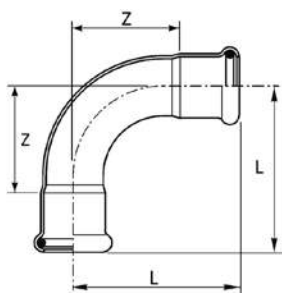
CURVA 60° MF

- 60° ELBOW MF
- BOGEN 60° IA
- COUDE MF 60°
- CURVA 60° HM

MATERIAL: CuNi10Fe1.6Mn

O-RING: FKM verde - green - Grün - vert - verde

CODE	De mm	L mm	H mm	Z mm			€
681035601CN	35	71	74	50	148	5	28,07
681042601CN	42	82	86	50	208	2	44,04
681054601CN	54	82	89	45	339	2	55,63
681076601CN	76,1	146,5	164	91,5	1313	2	198,22
681088601CN	88,9	162	177	102	1674	2	233,88
681108601CN	108	190	205	115	2392	2	328,25

**681/900 CN**



≤54 B 80 81

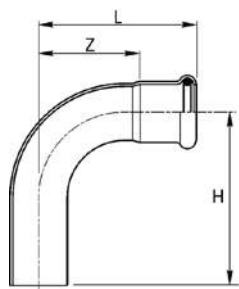
76÷108 B 80 82

CURVA 90° FF

- 90° ELBOW FF
- BOGEN 90° II
- COUDE FF 90°
- CURVA 90° HH

MATERIAL: CuNi10Fe1.6Mn**O-RING:** FKM verde - green - Grün - vert - verde

CODE	De mm	L mm	Z mm			€
681015900CN	15	38	18	51	20	12,72
681018900CN	18	41,5	21,5	64	20	15,66
681022900CN	22	47	26	88	10	17,52
681028900CN	28	56	33	124	10	21,52
681035900CN	35	68	42	185	5	34,69
681042900CN	42	80	50	253	2	59,77
681054900CN	54	100	65	427	2	77,33
681076900CN	76,1	160	105	1283	2	183,99
681088900CN	88,9	182	122	1762	2	236,14
681108900CN	108	220	145	2509	2	307,00

**681/901 CN**



≤54 B 80 81

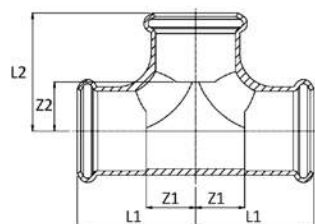
76÷108 B 80 82

CURVA 90° MF

- 90° ELBOW MF
- BOGEN 90° IA
- COUDE MF 90°
- CURVA 90° HM

MATERIAL: CuNi10Fe1.6Mn**O-RING:** FKM verde - green - Grün - vert - verde

CODE	De mm	L mm	H mm	Z mm			€
681015901CN	15	38	48	18	51	20	13,85
681018901CN	18	41,5	48,5	21,5	64	20	14,25
681022901CN	22	47	57	26	88	10	16,73
681028901CN	28	56	64	33	124	10	20,72
681035901CN	35	68	82	42	191	5	33,45
681042901CN	42	80	101	50	268	2	54,66
681054901CN	54	100	120	65	422	2	74,98
681076901CN	76,1	160	177	105	1283	2	181,96
681088901CN	88,9	182	197	122	1762	2	216,66
681108901CN	108	220	233	145	2509	2	301,43



682 CN

≤54 B 80 81

76÷108 B 80 82

“T”

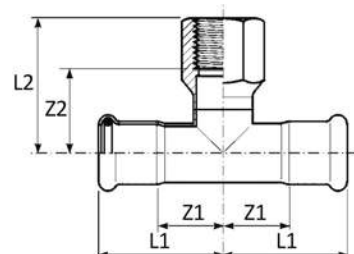
- EQUAL TEE
- T-STÜCK
- TÉ ÉGAL
- TE IGUAL HHH

MATERIAL: CuNi10Fe1.6Mn

O-RING: FKM verde - green - Grün - vert - verde

CODE	De mm	L1 mm	L2 mm	Z1 mm	Z2 mm			€
682015000CN*	15	32	32	10,5	10,5	77	20	20,42
682018000CN*	18	34	34	12,5	12,5	95	20	22,57
682022000CN*	22	37	37	14,5	14,5	124	10	24,53
682028000CN*	28	42	42	17,5	17,5	175	10	28,92
682035000CN*	35	50	50	22,5	22,5	252	4	37,41
682042000CN*	42	57	57	25,5	25,5	343	4	51,65
682054000CN*	54	69	69	32,5	32,5	520	2	62,38
682076000CN	76,1	108	117,5	53	62,5	1422	2	400,06
682088000CN	88,9	131,5	134,5	71,5	71,5	1712	2	449,72
682108000CN	108	155	160	80	85	2359	2	561,63

(*): idroformato - hydroformed - hydrogeformt - hydroformé - hidroformado



689 CN

≤54 B 80 81

76÷108 B 80 82

“T” CON
DERIVAZIONE FILETTO F

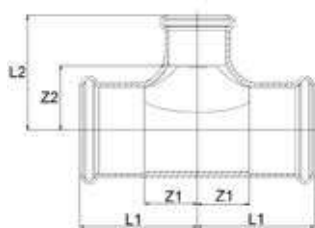
- BRANCH TEE FEMALE BSP OUTLET
- T-STÜCK MIT ABGANG IG
- TÉ MIXTE AVEC FILETAGE F
- TE HEMBRA ROSCADA

MATERIAL: CuNi10Fe1.6Mn

O-RING: FKM verde - green - Grün - vert - verde

THREAD: EN 10226-1 (ex ISO 7/1)

CODE	De x Rp x De mm x inch x mm	L1 mm	L2 mm	Z1 mm	Z2 mm			€
689102015CN	15 x 1/2" x 15	34,5	40	13,5	25	100	20	25,43
689102018CN	18 x 1/2" x 18	36,5	41,5	16,5	26,5	121	20	27,47
689102022CN	22 x 1/2" x 22	39,5	44	18	29	154	10	30,01
689304022CN	22 x 3/4" x 22	39,5	47	18	30,5	159	10	31,80
689102028CN	28 x 1/2" x 28	44	46,5	21	31,5	188	10	32,76
689304028CN	28 x 3/4" x 28	44	49,5	21	33	206	10	37,33
689102035CN	35 x 1/2" x 35	51	50	25,5	35	220	5	36,82
689304035CN	35 x 3/4" x 35	51	53	25,5	36,5	229	5	45,29
689102042CN	42 x 1/2" x 42	58,5	54	28,5	39	302	4	46,43
689304042CN	42 x 3/4" x 42	58,5	56,5	28,5	40	309	4	49,50
689102054CN	54 x 1/2" x 54	69,5	61	34	46	420	2	53,28
689304054CN	54 x 3/4" x 54	69,5	64	34	47,5	436	2	56,06
689304076CN	76,1 x 3/4" x 76,1	108	76	53	59,5	1160	2	354,88
689304088CN	88,9 x 3/4" x 88,9	131,5	83,5	71,5	67	1400	2	394,47
689304108CN	108 x 3/4" x 108	155	93	80	76,5	1896	2	477,39

**692 CN**



≤54 B 80 81

76÷108 B 80 82

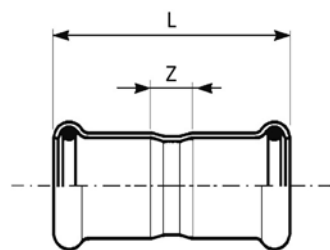
"T" RIDOTTO

- REDUCING TEE
- T-STÜCK MIT REDUZIERTEM ABGANG
- TÉ RÉDUIT
- TE REDUCIDA HHH

MATERIAL: CuNi10Fe1.6Mn**O-RING:** FKM verde - green - Grün - vert - verde

CODE	De mm	L1 mm	L2 mm	Z1 mm	Z2 mm			€
692018015CN*	18 x 15 x 18	34	35	12,5	13,5	89	20	21,65
692022015CN*	22 x 15 x 22	37	38	14,5	16,5	120	10	23,34
692028015CN*	28 x 15 x 28	42	40,5	17,5	19	157	10	27,13
692028018CN*	28 x 18 x 28	42	40,5	17,5	19	162	10	28,30
692028022CN*	28 x 22 x 28	42	41	17,5	20	166	10	28,82
692035015CN	35 x 15 x 35	51	49	25	29	176	5	33,35
692035022CN	35 x 22 x 35	51	50,5	25	29,5	186	5	35,18
692035028CN	35 x 28 x 35	51	53,5	25	30,5	191	5	35,71
692042022CN	42 x 22 x 42	58,5	54	28	33	264	4	49,47
692042028CN	42 x 28 x 42	58,5	57	28	34	261	4	50,12
692042035CN	42 x 35 x 42	58,5	61	28	35	303	4	54,45
692054022CN	54 x 22 x 54	69,5	61,5	34	40,5	368	2	57,59
692054028CN	54 x 28 x 54	69,5	65,5	34	41,5	385	2	58,34
692054035CN	54 x 35 x 54	69,5	68,5	34	42,5	403	2	61,02
692054042CN	54 x 42 x 54	69,5	72	34	42	419	2	65,81
692076022CN	76,1 x 22 x 76,1	108	72,5	52	52,5	1110	2	302,95
692076028CN	76,1 x 28 x 76,1	108	77	52	54	1132	2	326,02
692076035CN	76,1 x 35 x 76,1	108	80	52	54	1143	2	348,02
692076042CN	76,1 x 42 x 76,1	108	84	52	54	1165	2	367,30
692076054CN	76,1 x 54 x 76,1	108	90	52	55	1188	2	394,35
692088022CN	88,9 x 22 x 88,9	132	81	72	60	1361	2	321,35
692088028CN	88,9 x 28 x 88,9	132	84	72	61	1366	2	341,41
692088035CN	88,9 x 35 x 88,9	132	88	72	62	1389	2	363,67
692088042CN	88,9 x 42 x 88,9	132	91	72	61	1400	2	394,44
692088054CN	88,9 x 54 x 88,9	132	97	72	62	1428	2	408,64
692088076CN	88,9 x 76 x 88,9	132	125	72	70	1656	2	441,66
692108022CN	108 x 22 x 108	155	91	74	70	1857	2	341,76
692108028CN	108 x 28 x 108	155	94	74	71	1863	2	358,37
692108035CN	108 x 35 x 108	155	97	74	71	1980	2	398,13
692108042CN	108 x 42 x 108	155	101	74	71	2080	2	415,23
692108054CN	108 x 54 x 108	155	107	74	72	2147	2	450,30
692108076CN	108 x 76,1 x 108	155	135	74	80	2153	2	469,80
692108088CN	108 x 88,9 x 108	155	141	74	81	2192	2	536,73

[*]: idroformato - hydroformed - hydrogeformt - hydroformé - hidroformado



683/000 CN

≤54 B 80 81



76÷108 B 80 82

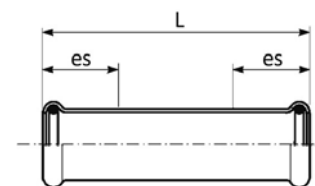
MANICOTTO

- COUPLING
- MUFFE
- MANCHON
- MANGUITO HH

MATERIAL: CuNi10Fe1.6Mn

O-RING: FKM verde - green - Grün - vert - verde

CODE	De mm	L mm	Z mm			€
683015000CN	15	49	9	39	20	8,90
683018000CN	18	50	10	47	20	9,46
683022000CN	22	52,5	10,5	60	20	10,58
683028000CN	28	56	10	79	10	12,22
683035000CN	35	62,5	10,5	108	10	16,20
683042000CN	42	72	12	152	4	20,56
683054000CN	54	83	12	221	2	24,85
683076000CN	76,1	142	32	708	4	145,49
683088000CN	88,9	165,5	45,5	853	4	166,23
683108000CN	108	203	53	1305	2	209,44



683/001 CN

≤54 B 80 81



76÷108 B 80 82

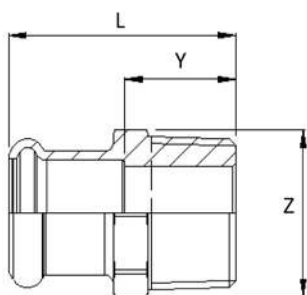
MANICOTTO PASSANTE

- SLIP COUPLING
- SCHIEBEMUFFE
- MANCHON LONG
- MANGUITO SIN TOPE

MATERIAL: CuNi10Fe1.6Mn



O-RING: FKM verde - green - Grün - vert - verde

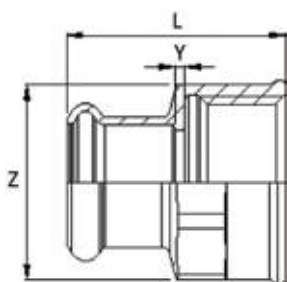
CODE	De mm	L mm	es			€
683015001CN	15	69	25	62	20	14,40
683018001CN	18	73	25	72	20	16,69
683022001CN	22	79	25	95	10	19,11
683028001CN	28	88,5	30	132	10	21,75
683035001CN	35	102,5	30	157	4	23,74
683042001CN	42	117,5	40	261	2	28,52
683054001CN	54	139	40	358	2	34,41
683076001CN	76,1	230	60	1048	2	270,41
683088001CN	88,9	260	70	1383	2	303,75
683108001CN	108	310	80	2047	2	369,66

**687 CN****B 80 81****MANICOTTO MISTO FILETTO M**

- MALE ADAPTER
- ÜBERGANGSSTÜCK MIT AG
- RACCORD AVEC FILETAGE MALE
- UNIÓN MACHO



MATERIAL: CuNi10Fe1.6Mn**O-RING:** FKM verde - green - Grün - vert - verde**THREAD:** EN 10226-1 (ex ISO 7/1)

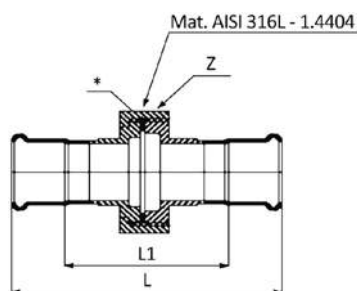
CODE	De x R mm x inch	L mm	Z mm	Y mm	 g		€
687102015CN	15 x 1/2"	36	24	16	58	20	21,11
687102018CN	18 x 1/2"	37	27	17	58	20	23,10
687304018CN	18 x 3/4"	38	30	18	73	20	24,61
687102022CN	22 x 1/2"	38	32	17	72	10	28,36
687304022CN	22 x 3/4"	39	32	18	80	10	28,12
687100028CN	28 x 1"	44,5	38	21,5	121	10	37,39
687114035CN	35 x 1 1/4"	50	46	24	199	5	60,78
687112042CN	42 x 1 1/2"	54	54	24	244	4	95,05
687200054CN	54 x 2"	63,5	70	27,5	406	4	151,66

**690 CN****B 80 81****MANICOTTO MISTO FILETTO F**

- FEMALE ADAPTER
- ÜBERGANGSSTÜCK MIT IG
- RACCORD AVEC FILETAGE FEMELLE
- UNIÓN HEMBRA

MATERIAL: CuNi10Fe1.6Mn**O-RING:** FKM verde - green - Grün - vert - verde**THREAD:** EN 10226-1 (ex ISO 7/1)

CODE	De x Rp mm x inch	L mm	Z mm	Y mm	 g		€
690102015CN	15 x 1/2"	36	30	2	70	20	22,90
690102018CN	18 x 1/2"	37	30	2	74	20	23,57
690304018CN	18 x 3/4"	39	34	2	90	10	22,75
690102022CN	22 x 1/2"	36	32	1	80	20	39,58
690304022CN	22 x 3/4"	39	34	1,5	87	10	33,02
690102028CN	28 x 1/2"	39	38	1	115	10	37,47
690100028CN	28 x 1"	45	43	2,5	148	10	46,75
690114035CN	35 x 1 1/4"	50	50	2	192	5	71,89
690112042CN	42 x 1 1/2"	54	60	2	272	4	109,08
690200054CN	54 x 2"	65	70	3	399	4	171,40



684/001 CN

B 80 81



BOCCHETTONE A SEDE PIANA

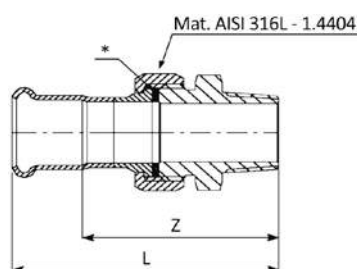
- FLAT FACED UNION
- DURCHGANGSVERSCHRAUBUNG MIT PRESSENDEN FLACHDICHTEND
- ÉLÉMENT DE TRANSITION FILTÉ PLAT AVEC MANCHONS DES 2 CÔTES
- RÁCOR 3 PIEZAS PLANO

MATERIAL: CuNi10Fe1.6Mn

O-RING: FKM verde - green - Grün - vert - verde

GASKET: [*]: FKM nero - black - Schwarz - noir - negro

CODE	De mm	L mm	L1 mm	Z mm	Gasket mm			€
684015001CN	15	96	56	18	24x14 thk 2,5	146	10	47,88
684018001CN	18	97	57	20	30x20 thk 2,5	187	10	56,46
684022001CN	22	100	58	24	30x20 thk 2,5	194	10	63,58
684028001CN	28	117	71	32	47,5x33 thk 2,5	450	5	92,62
684035001CN	35	127	75	41	56x42 thk 2,5	617	4	116,86
684042001CN	42	140	80	46	66x56 thk 2,5	797	2	144,98
684054001CN	54	152	82	60	79,5x69 thk 2,5	1176	2	244,19



684/002 CN

B 80 81

BOCCHETTONE SEDE PIANA FILETTO M



- STRAIGHT MALE UNION CONNECTOR
- DURCHGANGSVERSCHRAUBUNG MIT AUSSENGEWINDE
- RACCORD UNION FILETÉ
- RÁCOR 3 PIEZAS ROSCADO MACHO

MATERIAL: CuNi10Fe1.6Mn

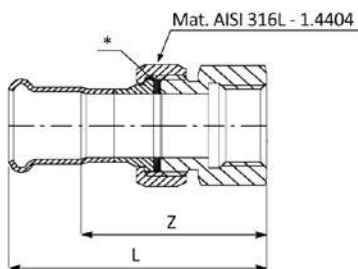
O-RING: FKM verde - green - Grün - vert - verde

GASKET: [*]: FKM nero - black - Schwarz - noir - negro

THREAD: EN 10226-1 (ex ISO 7/1)

CODE	De x R mm x inch	L mm	Z mm	Gasket mm			€
684015002CN	15 x 1/2"	76	56	24x14 thk 2,5	142	2	49,26
684018002CN	18 x 1/2"	76	56	24x14 thk 2,5	144	2	56,12
684022002CN	22 x 3/4"	80	59	30x20 thk 2,5	202	2	57,78
684028002CN	28 x 1"	90	67	39x27 thk 2,5	364	2	98,48
684035002CN	35 x 1 1/4"	100	74	44,5x34 thk 2,5	540	2	125,77
684042002CN	42 x 1 1/2"	104	74	50,5x40 thk 2,5	563	2	137,10
684054002CN	54 x 2"	118	83	65,5x53,5 thk 3	823	2	235,40

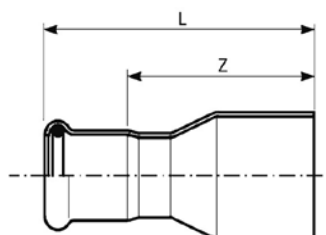
B 80 81

**684/003 CN****BOCCHETTONE SEDE PIANA FILETTO F**

- STRAIGHT FEMALE UNION CONNECTOR
- DURCHGANGSVERSCHRAUBUNG MIT INNENGEWINDE
- RACCORD UNION TARAUDÉ
- RÁCOR 3 PIEZAS HEMBRA

MATERIAL: CuNi10Fe1.6Mn**O-RING:** FKM verde - green - Grün - vert - verde**GASKET:** [*]: FKM nero - black - Schwarz - noir - negro**THREAD:** EN 10226-1 (ex ISO 7/1)

CODE	De x Rp mm x inch	L mm	Z mm	Gasket mm			€
684015003CN	15 x 1/2"	70	50	24x14 thk 2,5	140	2	46,75
684018003CN	18 x 1/2"	71	51	24x14 thk 2,5	145	2	56,40
684022003CN	22 x 3/4"	75	54	30x20 thk 2,5	213	2	64,58
684028003CN	28 x 1"	83	60	39x27 thk 2,5	404	2	85,00
684035003CN	35 x 1 1/4"	92	66	44,5x34 thk 2,5	486	2	105,24
684042003CN	42 x 1 1/2"	96	66	50,5x40 thk 2,5	536	2	124,27
684054003CN	54 x 2"	116	81	65,5x53,5 thk 3	1091	2	236,95

**691 CN**

≤54 B 80 81

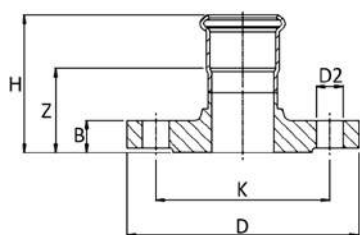
76÷108 B 80 82

RIDUZIONE MF

- REDUCER
- REDUZIERSTÜCK
- REDUCTION
- REDUCCIÓN MH

MATERIAL: CuNi10Fe1.6Mn**O-RING:** FKM verde - green - Grün - vert - verde

CODE	De mm	L mm	Z mm			€
691018015CN	18 x 15	57	37	39	20	10,77
691022015CN	22 x 15	64	44	48	20	13,04
691022018CN	22 x 18	60	40	52	20	11,48
691028015CN	28 x 15	76,5	56,5	56	20	13,59
691028022CN	28 x 22	65	44	65	20	13,04
691035022CN	35 x 22	70	49	97	10	16,71
691035028CN	35 x 28	71	41	109	10	16,53
691042022CN	42 x 22	76	97	155	4	51,23
691042028CN	42 x 28	93	70	145	4	52,37
691042035CN	42 x 35	80,5	54,5	154	4	22,79
691054028CN	54 x 28	86	109	211	4	48,24
691054035CN	54 x 35	108	82	215	4	60,05
691054042CN	54 x 42	97,5	68	234	4	26,40
691076042CN	76,1 x 42	143	113	535	4	129,65
691076054CN	76,1 x 54	147	112	535	4	134,64
691088054CN	88,9 x 54	160	125	652	4	189,11
691088076CN	88,9 x 76,1	184	129	902	4	180,63
691108054CN	108 x 54	181	145	868	2	207,57
691108076CN	108 x 76,1	203	148	1119	2	209,37
691108088CN	108 x 88,9	207	147	1229	2	205,28



693/002 CN

≤54 B 80 81

76÷108 B 80 82



MANICOTTO FLANGIATO

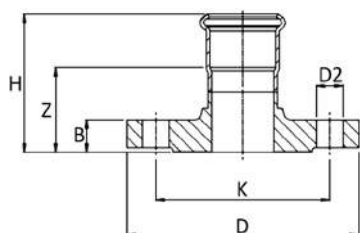
- ADAPTOR FLANGE
- ÜBERGANGSFLANSCH
- BRIDE DE RACCORDEMENT
- BRIDA ADAPTADOR

MATERIAL: CuNi10Fe1.6Mn

O-RING: FKM verde - green - Grün - vert - verde

PN 6

CODE	De mm	DN flg	H mm	Z mm	B mm	D mm	D2 mm	Holes Nr.	K mm			€
693015002CN	15	15	53	33	12	80	11,5	4	55	452	2	63,57
693018002CN	18	15	53,5	33,5	12	80	11,5	4	55	452	2	62,99
693022002CN	22	20	56,5	35,5	14	90	11,5	4	65	680	2	74,60
693028002CN	28	25	59,5	36,5	14	100	11,5	4	75	843	2	97,43
693035002CN	35	32	63	37	14	120	11,5	4	90	1206	2	109,07
693042002CN	42	40	67	37	14	130	14	4	100	1324	2	146,72
693054002CN	54	50	74	38	14	140	14	4	110	1505	2	166,18
693076002CN	76,1	65	101	45,5	14	160	14	4	130	2086	2	347,72
693088002CN	88,9	80	112	52	16	190	18	4	150	3253	2	464,37
693108002CN	108	100	128	53	16	210	18	4	170	3924	2	554,77



693/000 CN

≤54 B 80 81

76÷108 B 80 82



MANICOTTO FLANGIATO

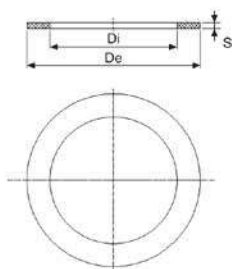
- ADAPTOR FLANGE
- ÜBERGANGSFLANSCH
- BRIDE DE RACCORDEMENT
- BRIDA ADAPTADOR

MATERIAL: CuNi10Fe1.6Mn

O-RING: FKM verde - green - Grün - vert - verde



PN 16

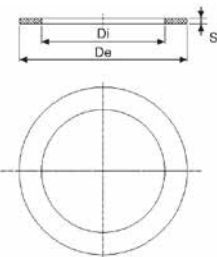
CODE	De mm	DN flg	H mm	Z mm	B mm	D mm	D2 mm	Holes Nr.	K mm			€
693015000CN	15	15	55	35	14	95	14	4	65	735	2	83,90
693018000CN	18	15	55,5	35,5	14	95	14	4	65	735	2	88,92
693022000CN	22	20	58,5	37,5	16	105	14	4	75	1051	2	101,23
693028000CN	28	25	61,5	38,5	16	115	14	4	85	1267	2	124,43
693035000CN	35	32	65,5	39,5	16	140	18	4	100	1828	2	141,86
693042000CN	42	40	69	39	16	150	18	4	110	2007	2	149,07
693054000CN	54	50	78	42	18	165	18	4	125	2734	2	249,36
693076000CN	76,1	65	105	50	18	185	18	4	145	3538	2	385,46
693088000CN	88,9	80	116	56	20	200	18	8	160	4382	2	479,83
693108000CN	108	100	132	57	20	220	18	8	180	5230	2	572,13

**434/PN6****R 30 30****GUARNIZIONE ECOLOGICA PER FLANGE**

- GASKET FOR FLANGE
- FLANSCHDICHTUNG
- JOINT POUR BRIDE
- JUNTA ECOLOGICA PARA BRIDA



MATERIAL: Sesalit Eco**NORM:** EN 1092-1**PN 6**

CODE	DN	De mm	Di mm	S mm			€
434015006	15 - [1/2"]	44	20	2	4	10	0,50
434020006	20 - [3/4"]	54	25	2	6	10	0,74
434025006	25 - [1"]	64	30	2	9	10	1,02
434032006	32 - [1 1/4"]	75	38	2	11	10	1,38
434040006	40 - [1 1/2"]	85	45	2	14	10	1,79
434050006	50 - [2"]	95	57	2	15	10	2,72
434065006	65 - [2 1/2"]	115	76	2	19	10	3,74
434080006	80 - [3"]	132	89	2	26	10	4,45
434100006	100 - [4"]	152	108	2	29	10	5,27

**434/PN10-16****R 30 30****GUARNIZIONE ECOLOGICA PER FLANGE**

- GASKET FOR FLANGE
- FLANSCHDICHTUNG
- JOINT POUR BRIDE
- JUNTA ECOLOGICA PARA BRIDA

MATERIAL: Sesalit Eco**NORM:** EN 1092-1**PN 10/16**

CODE	DN	De mm	Di mm	S mm			€
434015000	15 - [1/2"]	50	20	2	6	10	0,50
434020000	20 - [3/4"]	60	25	2	8	10	0,72
434025000	25 - [1"]	70	30	2	10	10	1,01
434032000	32 - [1 1/4"]	82	38	2	14	10	1,38
434040000	40 - [1 1/2"]	92	45	2	17	10	1,79
434050000	50 - [2"]	108	57	2	22	10	2,70
434065000	65 - [2 1/2"]	127	76	2	27	10	3,72
434080000	80 - [3"]	142	89	2	30	10	4,41
434100000	100 - [4"]	162	108	2	38	10	5,06

Sesalit ECO: fibre organiche e sintetiche legate con gomma NBR/SBR esente amianto**IMPIEGHI:** Acqua calda e fredda, olii vegetali ed animali, aria, alcuni carburanti (no GAS)**LIMITI DI TEMPERATURA ORIENTATIVI**

Temperatura massima per brevi esposizioni: 180°-200° C

Temperatura massima di esercizio continuo per fluidi non aggressivi: 140° C

Temperatura massima di esercizio continuo con vapore: 110° C

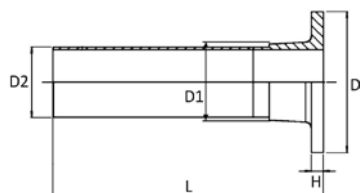
OMOLOGAZIONI: acqua potabile WRAS n° 1605525**Sesalit ECO:** organic and synthetic fibers bonded with NBR/SBR asbestos-free**USES:** hot and cold water, vegetable and animal oils, air, some fuels (no GAS)**GUIDELINE TEMPERATURE LIMITS**

Maximum temperature for short exposure: 180°-200° C

Maximum operating temperature for continuous non-aggressive fluids: 140° C

Maximum temperature for continuous operation with steam: 110° C

APPROVAL: potable water WRAS n° 1605525



693/004 CN

≤54 B 80 81



76÷108 B 80 82

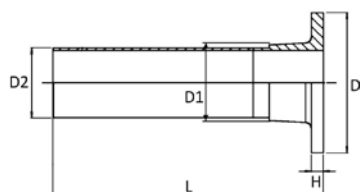
BOCCELLO PER FLANGE LIBERE

- COLLAR FOR LOOSE FLANGES
- AUSSEN FÜR LOSE-FLANSCH
- SORTIE A BRIDE POUR BRIDE TOURNANTE
- TRONCO EMBRIDADO PARA BRIDA LOCA

MATERIAL: CuNi10Fe1.6Mn

PN 6

CODE	De mm	L mm	D mm	D1 mm	D2 mm	H mm			€
693022004CN	22	135	50	27	22	5	160	1	50,30
693028004CN	28	135	60	32	28	5	260	1	58,80
693035004CN	35	135	70	40	35	5	340	1	73,33
693042004CN	42	135	80	46	42	6	450	1	86,55
693054004CN	54	135	90	59	54	6	560	1	148,08
693076004CN	76,1	135	110	78	76,1	6	850	1	204,95
693088004CN	88,9	135	128	91	88,9	7	1200	1	285,30
693108004CN	108	135	148	110	108	7	1540	1	357,65



693/003 CN

≤54 B 80 81



76÷108 B 80 82

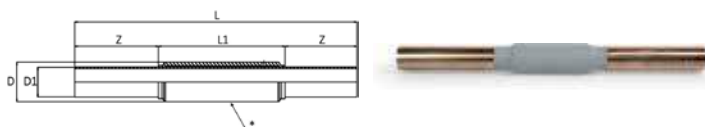
BOCCELLO PER FLANGE LIBERE

- COLLAR FOR LOOSE FLANGES
- AUSSEN FÜR LOSE-FLANSCH
- SORTIE A BRIDE POUR BRIDE TOURNANTE
- TRONCO EMBRIDADO PARA BRIDA LOCA

MATERIAL: CuNi10Fe1.6Mn

PN 16

CODE	De mm	L mm	D mm	D1 mm	D2 mm	H mm			€
693022003CN	22	135	58	27	22	5	190	1	59,36
693028003CN	28	135	68	32	28	5	300	1	69,14
693035003CN	35	135	78	40	35	5	380	1	88,52
693042003CN	42	135	88	46	42	6	510	1	109,03
693054003CN	54	135	102	59	54	6	650	1	149,77
693076003CN	76,1	135	122	78	76,1	6	970	1	250,67
693088003CN	88,9	135	138	91	88,9	7	1240	1	315,13
693108003CN	108	135	158	110	108	7	1690	1	402,33

**679/001 CN**



≤54 B 80 81


76÷108 B 80 82

PASSAGGIO STAGNO

- DECK / BULKHEAD PENETRATION
- WANDDURCHFÜHRUNG
- PASSAGE ÉTANCHE
- PASAJE ESTAÑO

MATERIAL: CuNi10Fe1.6Mn**NOTE:** [*]: S235JR [Fe 360]

CODE	De mm	L mm	L1 mm	Z mm	D mm	D1 mm			€
679015001CN	15	450	120	165	25	15	513	1	36,20
679018001CN	18	450	120	165	30	18	693	1	36,39
679022001CN	22	450	120	165	33	22	782	1	39,00
679028001CN	28	450	120	165	37	28	865	1	41,94
679035001CN	35	450	120	165	43,5	35	1044	1	51,00
679042001CN	42	450	120	165	53	42	1440	1	61,06
679054001CN	54	450	120	165	69	54	2192	1	120,78
679076001CN	76,1	450	120	165	88,5	76,1	3167	1	131,38
679088001CN	88,9	450	120	165	107	88,9	4551	1	154,45
679108001CN	108	450	120	165	131,5	108	6337	1	190,50

**695/003 CN**



≤54 B 80 81

76÷108 B 80 82

VALVOLA A SFERA 3 PZ PASSAGGIO TOTALE LUCCHETTABILE CON BASE PER ATTUATORE

- 3-PC BALL VALVE WITH FULL PORT
- KUGELHAHN 3-TEILIG MIT VOLLEM DURCHGANG
- BOISSEAU SPHERIQUE 3 PIÈCES PASSAGE INTÉGRAL
- VALVULA DE BOLA TRES PIEZAS POSO TOTAL

MATERIAL: CuNi10Fe1.6Mn [corpo/body AISI 316L - 1.4404]**O-RING:** FKM verde - green - Grün - vert - verde

CODE	DN	De mm	DN inch	L mm	Z mm	L1 mm	L2 mm			€
695015003CN	10	15	3/8"	128	44	69	145	690	1	150,29
695018003CN	15	18	1/2"	134	47	69	145	700	1	169,41
695022003CN	20	22	3/4"	151	54,5	76	145	1000	1	209,88
695028003CN	25	28	1"	167	60,5	89	175	1460	1	256,21
695035003CN	32	35	1" 1/4	184	66	93,5	175	2260	1	371,71
695042003CN	40	42	1" 1/2	207	73,5	103	195	3080	1	489,27
695054003CN	50	54	2"	245	87,5	109	195	4520	1	664,58
695076003CN	65	76,1	2" 1/2	334	112	147	295	9100	1	1185,11
695088003CN	80	88,9	3"	384	132	154	295	13300	1	1824,20
695108003CN	100	108	4"	470	160	205	400	24700	1	2923,76

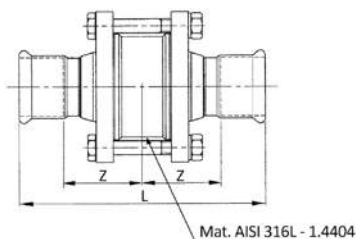
Le condizioni stampigliate sono relative al corpo della valvola. La pressione massima di lavoro delle valvole art. 695/003 CN = 16 bar. Con flangia per attuatore.

The marked pressure's conditions are related to the body of the valve. Maximum working pressure for pressfitting valve art. 695/003 CN = 16 bar. With flange for actuator.

Die markierte Konditionen der Pressfitting entsprechend den Kugelhahnkörper. Maximaler Arbeitsbetriebsdruck für Kugelhahn 695/003 CN = 16 bar. Mit Flansch für Stellantrieb.

Les conditions de pressions indiquées sur la presse vannes correspondent au corps de vanne. Pression de service maximale des vannes 695/003 CN = 16 bar. Avec bride pour actuateur.

Condiciones de presión marcadas están relacionadas con el cuerpo de la válvula. La presión máxima de trabajo de las válvulas art. 695/003 CN = 16 bar. Con brida para actuador.



695/004 CN



≤54 B 80 81
76±108 B 80 82

VALVOLA DI RITEGNO

- NON-RETURN VALVE
- RÜCKSCHLAGVENTIL
- CLAPET ANTI-RETOUR
- VÁLVULA DE RETENCIÓN

MATERIAL: CuNi10Fe1.6Mn (corpo/body AISI 316L - 1.4404)

O-RING: FKM verde - green - Grün - vert - verde

CODE	DN	De mm	L mm	Z mm			€
695015004CN	15	15	136	48	1460	1	240,43
695018004CN	15	18	138	49	1510	1	264,46
695022004CN	20	22	139	48,5	2300	1	276,99
695028004CN	25	28	148	50	2820	1	353,73
695035004CN	32	35	154	50	3750	1	488,94
695042004CN	40	42	168	52	4990	1	550,52
695054004CN	50	54	192	58	6480	1	1020,09
695076004CN	65	76,1	235	62,5	8600	1	1488,17
695088004CN	80	88,9	259	65,5	11150	1	1634,31
695108004CN	100	108	301	72,5	14000	1	1979,41

Le condizioni stampigliate sono relative al corpo della valvola. La pressione massima di lavoro delle valvole art. 695/004 CN = 16 bar


The marked pressure's conditions are related to the body of the valve. Maximum working pressure for pressfitting valve art. 695/004 CN = 16 bar

Die markierte Konditionen der Pressfitting entsprechen den Kugelhahnkörper. Maximaler Arbeitsbetriebsdruck für Kugelhahn 695/004 CN = 16 bar

Les conditions de pressions indiquées sur la presse vannes correspondent au corps de vanne. Pression de service maximale des vannes 695/004 CN = 16 bar.

Condiciones de presión marcadas están relacionadas con el cuerpo de la válvula. La presión máxima de trabajo de las válvulas art. 695/004 CN = 16 bar

DIAGRAMMA PERDITA DI CARICO PRESSURE LOSS DIAGRAM



DN15-DN100 PRESSURE LOSS - bar

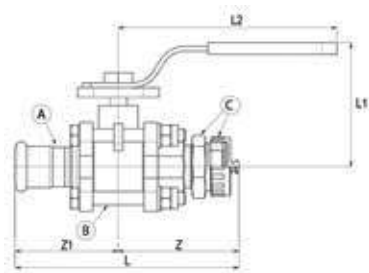
CV / KV PER VALVOLA DI RITEGNO CV / KV FOR NON-RETURN VALVE				DIREZIONE DI FLUSSO FLOW DIRECTION		
DE	DN DN inch	CV US gallon/min	KV m³/h	↑	↓	→
				Pressione di apertura Opening pressure (mbar)		
15	15 - 1/2"	21	18,1	25	21	23
18	15 - 1/2"	21	18,1	25	21	23
22	20 - 3/4"	35	30,1	25	21	23
28	25 - 1"	40	34,4	25	21	23
35	32 - 1 1/4"	80	68,8	27	21	24
42	40 - 1 1/2"	100	86,0	29	21	25
54	50 - 2"	126	108,4	29	21	25
76,1	65 - 2 1/2"	164	141,0	31	21	25
88,9	80 - 3"	200	172,0	32	21	26
108	100 - 4"	249	214,1	33	21	27

NOTE

Cv = flusso di acqua (a 60°F) in gpm (galloni al minuto) con una pressione differenziale (caduta di pressione) di 1 psi.

Kv = flusso di acqua (tra 5° e 40°) m³/h, con una pressione differenziale (caduta di pressione) di 1 bar.

(1 Kv = 0,86 Cv)





NEW

695/008 CN**VALVOLA A SFERA CON PRESA MANICHETTA**

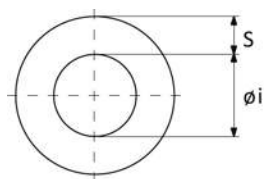
- BALL VALVE WITH HOSE CONNECTION
- KUGELHAHN MIT SCHLAUCHANSCHLUSS
- BOISSEAU SPHERIQUE AVEC RACCORD DETUYAU
- VÁLVULA DE BOLA CON CONEXIÓN DELA MANGUERA

MATERIAL: A: CuNi10Fe1.6Mn
 B: AISI 316L – 1.4404
 C: ottone – brass – Messing – laitton – latón

O-RING: FKM verde – green – Grün – vert – verde

CODE	De mm	L mm	L1 mm	L2 mm	Z mm	Z1 mm	 g		€
695022008CN	22 x 1"	138	76	145	43	74	1332	1	256,21


B 60 60



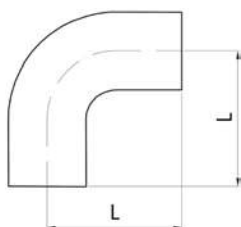
870

TUBO ISOLANTE

- PIPES INSULATION
- ISOLIERTE ROHR
- CALORIFUGE POUR TUBE
- TUBO AISLAMIENTO

CODE	Øi x S mm	m/pz	m/box	 g/m	€/m
870015013	15 x 13	2	136	76	3,77
870018013	18 x 13	2	118	84	4,08
870022013	22 x 13	2	96	92	4,42
870028019	28 x 19	2	48	163	9,75
870035019	35 x 19	2	40	183	11,28
870042019	42 x 19	2	32	235	12,68
870054019	54 x 19	2	24	308	17,51




B 60 60



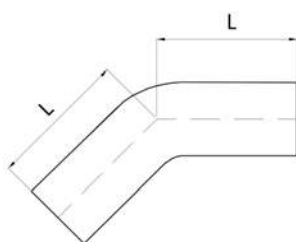
871

CURVA 90° ISOLANTE MF/FF

- 90° ELBOWS INSULATION
- ISOLIERTE BOGEN 90° I-I/I-A
- CALORIFUGE POUR COUDE 90° MF/FF
- CURVA 90° AISLAMIENTO

CODE	Øi x S mm	L mm	 g			€
871015013	15 x 13	77	10	10	30	3,87
871018013	18 x 13	77	10	8	24	4,23
871022013	22 x 13	80	16	8	24	4,30
871028019	28 x 19	90	32	4	12	8,75
871035019	35 x 19	95	38	4	8	10,71
871042019	42 x 19	110	66	2	6	13,21
871054019	54 x 19	120	88	2	4	16,09




B 60 60



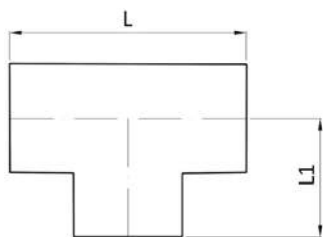
872

CURVA 45° ISOLANTE MF/FF

- 45° ELBOWS INSULATION
- ISOLIERTE BOGEN 45° I-I/I-A
- CALORIFUGE POUR COUDE 45° MF/FF
- CURVA 45° AISLAMIENTO

CODE	Øi x S mm	L mm	 g			€
872015013	15 x 13	77	9	10	30	3,87
872018013	18 x 13	77	9	8	24	4,23
872022013	22 x 13	80	12	8	24	4,30
872028019	28 x 19	90	25	4	12	8,75
872035019	35 x 19	95	33	4	8	10,71
872042019	42 x 19	110	54	2	6	13,21
872054019	54 x 19	120	72	2	4	16,09




B 60 60



873

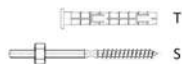
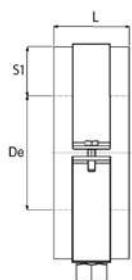
TEE ISOLANTE

- TEES INSULATION
- ISOLIERTE T-STÜCK
- CALORIFUGE POUR TÉS
- TE AISLAMIENTO

CODE	Øi x S mm	L mm	L1 mm				€
873015013	15 x 13	105	60	10	10	30	4,36
873018013	18 x 13	114	65	12	8	24	4,67
873022013	22 x 13	118	66	17	8	24	4,76
873028019	28 x 19	128	70	38	4	12	9,60
873035019	35 x 19	142	77	41	4	8	11,59
873042019	42 x 19	160	85	55	2	6	14,06
873054019	54 x 19	180	100	84	2	4	16,96

DATI TECNICI - TECHNICAL SPECIFICATIONS - TECHNISCHE DATEN FICHES TECHNIQUES - DATOS TÉCNICOS

Caratteristiche - Characteristics - Kennzeichen Caractéristiques - Características	Prestazione - Performance - Leistung Performance - Rendimiento	Test
Resistenza alla diffusione del vapore acqueo - Permeability Wasserdampf-Diffusionswiderstand - Résistance à la diffusion de vapeur d'eau - Resistencia al paso del Vapor de Agua	μ 10000	EN 12086
Reazione al fuoco - Fire - Brandverhalten Réaction au feu - Reacción al fuego	BL-s3,d0	EN 13501
Conducibilità termica - Thermal conductivity - Wärmeleitfähigkeit Conductivité thermique - Conductividad térmica	λ [0°C] = 0,033 W/(m°K) λ [40°C] = 0,037 W/(m°K)	EN 13787
Temperatura di applicazione - Temperature range - Temperaturbereich Température d'exercice - Rango de temperaturas	-40°C ÷ +85°C	EN 14706-14707
Problemi di corrosione - Corrosion problems - Korrosionsrisiko Risque de corrosion - Problemática de la corrosión	Cl- < 500 ppm pH neutral (7±0,5)	EN 13468






Fuori produzione
Discontinued model
Auslaufmodell
Hors Production
Fuera de producción

874

COLLARI CON ISOLANTE

- INSULATING SUPPORTS
- ROHRSCHELLE MIT ISOLIERUNG
- COLLIER CALORIFUGÉ
- ABRAZADERA CON AISLAMIENTO

B 60 60

CODE	De mm	S1 mm	L mm	T mm	S mm				€
874015013	15	13	49	10 x 70	M 8 x 93	128	1	10	8,42
874018013	18	13	49	10 x 70	M 8 x 93	130	1	10	8,72
874022013	22	13	49	10 x 70	M 8 x 93	138	1	10	8,99
874028019	28	19	49	14 x 70	M 10 x 90	256	1	10	14,36
874035019	35	19	49	14 x 70	M 10 x 90	258	1	6	15,89
874042019	42	19	49	14 x 70	M 10 x 90	294	1	6	18,33
874054019	54	19	49	14 x 70	M 10 x 90	332	1	6	21,56


NEW
221
B 60 60
COLLARI CON ISOLANTE

- INSULATING SUPPORTS
- ROHRSCHELLE MIT ISOLIERUNG
- COLLIER CALORIFUGÉ
- ABRAZADERA CON AISLAMIENTO

CODE	De mm	L mm	S1 mm	M			€
2210015	15	50	13	M 8 - 10	62	18	12,41
2210017	18	50	16	M 8 - 10	63	18	13,03
2210021	22	50	16	M 8 - 10	71	18	13,06
2211027	28	50	20	M 8 - 10	139	12	16,90
2211035	35	50	20	M 8 - 10	130	12	18,81
2211042	42	50	21,5	M 8 - 10	131	12	21,15
2211054	54	50	21,5	M 8 - 10	185	18	26,10


850/1
B 60 60
DISPENSER COLLA 0,25 LITRI

- ADHESIVE DISPENSER 0,25 LITRES
- PINSELDÖSE FÜR KLEBER 0,25 LITER
- DISTRIBUTEUR DE COLLE 0,25 L
- DISPENSADOR DE ADHESIVO 0,25 L

CODE	Description				€
850VR020060	Dispenser completo / Complete dispenser	282	1	1	102,18
850VR020094	Pennello ricambio / Brush spare part	86	1	1	33,25


850/3
B 60 60
COLLA 0,8 LITRI

- GLUE 0,8 LITRES
- KLEBER 0,8 LITER
- POT DE COLLE 0,8 L
- ADHESIVO 0,8 LITRO

CODE				€
850CL020003	792	1	20	15,60


850/4
B 60 60
ROTOLI NASTRO AUTOADESIVO

- ADHESIVE TAPE
- KLEBEBAND
- ROULEAU DE BANDE ADHÉSIVE
- ROLLO DE BANDA AUTOADHESIVO

CODE				€
850NS020050	150	1	12	14,22



Klauke MAP2L MINI (\varnothing 12÷22 mm)

B 50 51

PRESSATRICE CON BATTERIA, CARICA BATTERIA E VALIGIA

- PRESSING MACHINE WITH BATTERY, CHARGER AND CASE
- AKKU- PRESSGERÄT MIT SCHNELL-LADEGERÄT UND KOFFER
- SERTISSEUSE A ACCUMULATEUR AVEC CHARGEUR ET COFFRET
- AKKU-MAQUINA CON CARGADOR RAPIDO E CAJA

NOTE: (*) Tensione/voltage 220-240 V / 50-60 Hz

CODE			€
196001011	3,8	1	2598,51



Klauke UNP2 (\varnothing 12÷54 mm)

B 50 51

PRESSATRICE ELETTROIDRAULICA CON VALIGIA

- ELECTROHYDRAULIC PRESSING MACHINE WITH CASE
- ELEKTROHYDRAULISCHES PRESSGERÄT MIT KOFFER
- SERTISSEUSE ELECTROHYDRAULIQUE AVEC COFFRET
- MAQUINA ELECTROIDRAULICA CON CAJA

NOTE: Tensione/voltage 220-240 V / 50-60 Hz

CODE			€
196000000	11,8	1	2362,45



Klauke UAP3L (\varnothing 12÷54 mm) i-press

B 50 51

PRESSATRICE CON BATTERIA, CARICA BATTERIA E VALIGIA

- PRESSING MACHINE WITH BATTERY, CHARGER AND CASE
- AKKU- PRESSGERÄT MIT SCHNELL-LADEGERÄT UND KOFFER
- SERTISSEUSE A ACCUMULATEUR AVEC CHARGEUR ET COFFRET
- AKKU-MAQUINA CON CARGADOR RAPIDO E CAJA

NOTE: (*) Tensione/voltage 220-240 V / 50-60 Hz

CODE			€
196001008	8,1	1	3614,03



Klauke UAP4L (\varnothing 12÷54 mm PN16 / \varnothing 76÷108 mm PN10) i-press

B 50 51

PRESSATRICE CON BATTERIA, CARICA BATTERIA E VALIGIA

- PRESSING MACHINE WITH BATTERY, CHARGER AND CASE
- AKKU- PRESSGERÄT MIT SCHNELLLEADERAT UND KOFFER
- SERTISSEUSE A ACCUMULATEUR AVEC CHARGEUR ET COFFRET
- AKKU-MAQUINA CON CARGADOR RAPIDO E CAJA

NOTE: (*) Tensione/voltage 220-240 V / 50-60 Hz

CODE			€
196001007	15	1	4871,76



Klauke UAP100L (\varnothing 76÷108 mm King size) i-press

B 50 51

PRESSATRICE CON BATTERIA, CARICA BATTERIA E VALIGIA

- PRESSING MACHINE WITH BATTERY, CHARGER AND CASE
- AKKU- PRESSGERÄT MIT SCHNELLLEADERAT UND KOFFER
- SERTISSEUSE A ACCUMULATEUR AVEC CHARGEUR ET COFFRET
- AKKU-MAQUINA CON CARGADOR RAPIDO E CAJA

NOTE: (*) Tensione/voltage 220-240 V / 50-60 Hz

CODE			€
196001009	23,6	1	9124,90



Klauke EHP2/SANB (\varnothing 76÷108 mm King size)

B 50 51

GRUPPO POMPA IDRAULICA ELETTRICO

- ELECTRIC HYDRAULIC PUMP
- ELEKTRISCHEBETRIEBENES ANTRIEBSAGGREGAT
- GROUPE HYDRAULIQUE MOBILE POUR SERTIR
- UNIDAD DE ACCIONAMIENTO ELÉCTRICO

NOTE: Tensione/voltage 220-240 V / 50-60 Hz

CODE			€
1960000001	69	1	16163,77





Klauke AHP700LS

B 50 51

GRUPPO POMPA IDRAULICA A BATTERIA

- BATTERY HYDRAULIC PUMP
- AKKUBETRIEBENES ANTRIEBSAGGREGAT
- GROUPE HYDRAULIQUE MOBILE POUR SERTIR
- UNIDAD DE ACCIONAMIENTO A PILAS

NOTE: Tensione nominale 220-240 V / 50-60 Hz

CODE			€
196001012	9,8	1	6912,69





Klauke PKUAP3 (ø 12÷54 mm) per/for AHP700LS

B 50 51

TESTA DI PRESSATRICE

- PRESSING HEAD
- PRESSKÖPFE
- TÊTE DE SERTISSEUSE
- CABEZA DE AKKU-MAQUINA

CODE			€
196001013	2,5	1	1366,73





Klauke PK100AHP (ø 76÷108 mm King size) per/for AHP700LS

B 50 51

TESTA DI PRESSATRICE

- PRESSING HEAD
- PRESSKÖPFE
- TÊTE DE SERTISSEUSE
- CABEZA DE AKKU-MAQUINA

CODE			€
196001014	10,4	1	5870,19





Klauke AHP700LS

B 50 51

TUBO FLESSIBILE ALTA PRESSIONE L=4 M

- HIGH PRESSURE HOSE L=4 M
- HOCHDRUCKSCHLAUCH L = 4 M
- TUYAU À HAUTE PRESSION L=4 M
- MANGUERA DE ALTA PRESIÓN L=4 M

CODE			€
196001015	2,3	1	860,79



Klauke MAP1 - MAP2L MINI

B 50 51

GANASCIA PER PRESSATRICE

- JAW
- PRESSBACKE
- MACHOIRE
- MORDAZA PINZA

CODE	De mm	kg		€
196012001	12	0,9	1	222,03
196015001	15	0,9	1	222,03
196018001	18	0,9	1	222,03
196022001	22	0,9	1	234,86



Klauke UNP2 - UAP2 - UAP3L - UAP4L PKUAP3L

B 50 51

GANASCIA PER PRESSATRICE

- JAW
- PRESSBACKE
- MACHOIRE
- MORDAZA PINZA

CODE	De mm	kg		€
196012000	12	1,9	1	242,56
196015000	15	1,9	1	242,56
196018000	18	1,9	1	242,56
196022000	22	2	1	242,56
196028000	28	2,1	1	260,53
196035000	35	2,1	1	300,32



Klauke UNP2 - UAP2 - UAP3L - UAP4L

B 50 51

VALIGIA PER GANASCE Ø 15÷35

- CASE FOR JAWS Ø 15÷35
- LEER KOFFER FÜR PRESSBACKEN Ø 15÷35
- COFFRET POUR MACHOIRES Ø 15÷35
- CAJA PARA MORZADAS Ø 15÷35

CODE	De mm	kg		€
196015035K	15 - 35	13,2	1	1488,73
196015035KV*	15 - 35	6,29	1	248,45

(*) Valigia vuota - Empty case - Leer Koffer - Coffret vide - Caja vacía



Klauke UNP2 - UAP2 - UAP3L - UAP4L PKUAP3

B 50 51

CATENA PER PRESSATRICE

- PRESSING COLLAR
- PRESSSCHLINGE
- CHÂÎNE
- MORDAZA CADENA

CODE	De mm	kg		€
196042003	42	2,7	1	1510,55
196054003	54	2,6	1	1510,55



Klauke ø 42÷54 mm

B 50 51

ADATTATORE PER CATENE

- ADAPTER FOR COLLARS
- ZWISCHENBACKE FÜR PRESSSCHLINGEN
- ADAPTEUR POUR MACHOIRES
- ADAPTADOR PARA MORDAZAS

CODE	De mm	kg		€
196042054	42 - 54	1,7	1	324,69



Klauke UAP4L (PN10)

B 50 51

CATENA PER PRESSATRICE

- PRESSING COLLAR
- PRESSSCHLINGE
- CHÂÎNE
- MORDAZA CADENA

CODE	De mm	kg		€
196076001	76,1	9,6	1	2483,70
196088001	88,9	9,3	1	2565,57
196108001	108	10,4	1	3062,04



Klauke UAP4L ø 76÷108 mm (PN10)

B 50 51

ADATTATORE PER CATENE

- ADAPTER FOR COLLARS
- ZWISCHENBACKE FÜR PRESSSCHLINGEN
- ADAPTEUR POUR MACHOIRES
- ADAPTADOR PARA MORDAZAS

CODE	De mm	kg		€
196076108	76,1 - 108	4,4	1	1143,48



Klauke UAP100 - UAP100L - PK100AHP (\varnothing 76÷108 King size)

B 50 51

CATENA PER PRESSATRICE

- PRESSING COLLAR
- PRESSSCHLINGE
- CHAÎNE
- MORDAZA CADENA

CODE	De mm	kg		€
196076000	76,1	13	1	3200,77
196088000	88,9	13	1	3282,92
196108000	108	15	1	3938,73



Klauke UNP2 - UAP3L (\varnothing 42÷54 mm)

B 50 51

VALIGIA PER CATENE \varnothing 42÷54 + ADATTATORE

- CASE FOR PRESSING COLLARS \varnothing 42÷54 + ADAPTER
- LEER KOFFER FÜR PRESS SCHLINGEN \varnothing 42÷54 + ZWISCHENBACKE
- COFFRET POUR CHAÎNES \varnothing 42÷54 + ADAPTEUR
- CAJA PARA CADENA \varnothing 42÷54 + ADAPTADOR

CODE	De mm	kg		€
196042054KF	42 - 54	10,9	1	3309,85
196042054K*	42 - 54	3,9	1	238,73

(*) Valigia vuota - Empty case - Leer Koffer - Coffret vide - Caja vacía



NG1 (12V) - Klauke UAP2 - UAP100

B 50 51

CAVO ELETTRICO CON ADATTATORE UNIVERSALE

- MAIN SUPPLY CIRCUIT
- SCHALTNETZTEIL
- BLOC D'ALIMENTATION
- ALIMENTADOR A LA RED

NOTE: Tensione/voltage 220-240 V / 50-60 Hz

CODE	kg		€
196004000	0,8	1	902,22



RA5 (12 V / 3,0 Ah) - Klauke UAP2 - UAP100

B 50 51

BATTERIA

- BATTERY
- AKKU
- ACCUMULATEUR
- ACCUMULADOR

CODE	kg		€
196002000	0,7	1	352,94





LG4F - Klauke MAP1 - UAP2 - UAP100

B 50 51

CARICABATTERIA

- FAST CHARGER
- SCHNELL-LADEGERÄT
- CHARGEUR
- CARGADOR RAPIDO

NOTE: Tensione/voltage 220-240 V / 50-60 Hz

CODE			€
196003000	0,684	1	379,89





RAM3 (9,6 V / 3,0 Ah) Klauke MAP1 MINI

B 50 51

BATTERIA

- BATTERY
- AKKU
- ACCUMULATEUR
- ACCUMULADOR

CODE			€
196005000	0,6	1	313,14





NG2 (18V) Klauke UAP3L - UAP4L - UAP100L

B 50 51

CAVO ELETTRICO CON ADATTATORE UNIVERSALE

- MAIN SUPPLY CIRCUIT
- SCHALTNETZTEIL
- BLOC D'ALIMENTATION
- ALIMENTADOR A LA RED

NOTE: Tensione/voltage 220-240 V / 50-60 Hz

CODE			€
196004001	0,9	1	711,01



RAL2 (18 V / 3,0 Ah) Klauke MAP2L - UAP3L - UAP4L - UAP100L

B 50 51

BATTERIA

- BATTERY
- AKKU
- ACCUMULATEUR
- ACCUMULADOR

CODE			€
196002001	0,7	1	580,10



LGL1 Klauke UAP3L - UAP4L - UAP100L

B 50 51

CARICABATTERIA

- FAST CHARGER
- SCHNELL-LADEGERÄT
- CHARGEUR
- CARGADOR RAPIDO

NOTE: Tensione/voltage 220-240 V / 50-60 Hz

CODE			€
196003001	1,3	1	409,41



Novopress ECO 203 (ø 12÷54 mm)

B 50 51

PRESSATRICE ELETTROIDRAULICA CON VALIGIA

- ELECTROHYDRAULIC PRESSING MACHINE WITH CASE
- ELEKTROHYDRAULISCHES PRESSGERÄT MIT KOFFER
- SERTISSEUSE ELECTROHYDRAULIQUE AVEC COFFRET
- MAQUINA ELECTROIDRAULICA CON CAJA

CODE	Voltage			€
196000013	220-240 V / 50-60 Hz	7,1	1	2368,77
196000015	110 V / 50-60 Hz	7,2	1	2368,77

B 50 51



Novopress ACO 203 (ø 12÷54 mm)

PRESSATRICE CON BATTERIA, CARICA BATTERIA E VALIGIA

- PRESSING MACHINE WITH BATTERY, CHARGER AND CASE
- AKKU- PRESSGERÄT MIT SCHNELL-LADEGERÄT UND KOFFER
- SERTISSEUSE A ACCUMULATEUR AVEC CHARGEUR ET COFFRET
- AKKU-MAQUINA CON CARGADOR RAPIDO E CAJA

NOTE: (*) Tensione/voltage 220-240 V / 50-60 Hz

NEW

CODE	Version	kg		€
196000021	New model (wireless technology)	7,4	1	2770,00
196000012	Standard model (discontinued model)	7,4	1	2742,79

B 50 51



Novopress ACO 203 XL (ø 12÷54 mm PN16 / ø 76÷108 mm PN10)

PRESSATRICE CON BATTERIA, CARICA BATTERIA E VALIGIA

- PRESSING MACHINE WITH BATTERY, CHARGER AND CASE
- AKKU- PRESSGERÄT MIT SCHNELL-LADEGERÄT UND KOFFER
- SERTISSEUSE A ACCUMULATEUR AVEC CHARGEUR ET COFFRET
- AKKU-MAQUINA CON CARGADOR RAPIDO E CAJA

NOTE: (*) Tensione/voltage 220-240 V / 50-60 Hz

CODE	kg		€
196000014	9,2	1	3913,01

B 50 51



Novopress ACO 401 (ø 76÷108 mm)

PRESSATRICE CON 2 BATTERIE, CARICA BATTERIA E VALIGIA

- PRESSING MACHINE WITH 2 BATTERIES, CHARGER AND CASE
- AKKU- PRESSGERÄT MIT SCHNELL-LADEGERÄT UND KOFFER
- SERTISSEUSE A ACCUMULATEUR (2) AVEC CHARGEUR ET COFFRET
- AKKU-MAQUINA CON CARGADOR RAPIDO E CAJA

NOTE: (*) Tensione/voltage 220-240 V / 50-60 Hz

CODE	kg		€
196000009	25	1	7241,98



Novopress EFP 2 - EFP/AFP 201 - EFP/AFP 202 ECO/ACO 202 - ECO/ACO 203 - ACO 203XL

B 50 51

GANASCIA PER PRESSATRICE

- JAW
- PRESSBACKE
- MACHOIRE
- MORDAZA PINZA

CODE	De mm	kg		€
19601200N	12	1,8	1	342,68
19601500N	15	1,8	1	342,68
19601800N	18	1,8	1	342,68
19602200N	22	1,9	1	342,68
19602800N	28	1,9	1	342,68
19603500N	35	2	1	342,68



Novopress EFP 2 - EFP/AFP 201 - EFP/AFP 202 ECO/ACO 202 - ECO/ACO 203 - ACO 203XL

B 50 51

VALIGIA PER GANASCE Ø 15÷35

- CASE FOR JAWS Ø 15÷35
- LEER KOFFER FÜR PRESSBACKEN Ø 15÷35
- COFFRET POUR MACHOIRES Ø 15÷35
- CAJA PARA MORZADAS Ø 15÷35

CODE	De mm	kg		€
196015035N	15 - 35	10,10	1	1830,36
196015035NV*	15 - 35	2	1	217,73

(*) Valigia vuota - Empty case - Leer Koffer - Coffret vide - Caja vacía



Novopress EFP 2 - EFP/AFP 201-202 ECO/ACO 202-203 - ACO 203XL - ECO301

B 50 51

CATENA PER PRESSATRICE

- PRESSING COLLAR
- PRESSSCHLINGE
- CHAÎNE
- MORDAZA CADENA

CODE	De mm	kg		€
19604200N	42	2,1	1	1846,83
19605400N	54	2,4	1	1915,69



Novopress EFP 2 - EFP/AFP 201 - EFP/AFP 202 ECO/ACO 202 - ECO/ACO 203 - ACO 203XL

B 50 51

ADATTATORE PER CATENE ZB203

- ADAPTER FOR COLLARS ZB203
- ZWISCHENBACKE FÜR PRESSSCHLINGEN ZB203
- ADAPTEUR POUR MACHOIRES ZB203
- ADAPTADOR PARA MORDAZAS ZB203

CODE	De mm	kg		€
196042054N	42 - 54	2,4	1	364,50



Novopress EFP 2 - EFP/AFP 201 - EFP/AFP 202 ECO/ACO 202 - ECO/ACO 203 - ACO 203XL

B 50 51

VALIGIA PER CATENE Ø 42÷54 + ADATTATORE ZB203

- CASE FOR PRESSING COLLARS Ø 42÷54 + ADAPTER ZB203
- LEER KOFFER FÜR PRESS SCHLINGEN Ø 42÷54 + ZWISCHENBACKE ZB203
- COFFRET POUR CHAÎNES Ø 42÷54 + ADAPTEUR ZB203
- CAJA PARA CADENA Ø 42÷54 + ADAPTADOR ZB203

CODE	De mm	kg		€
196042054VN	42 - 54	7,5	1	4139,42
196042054V	42 - 54	2	1	242,56

[*] Valigia vuota - Empty case - Leer Koffer - Coffret vide - Caja vacía



Novopress ACO 203 XL - ECO 301 (Ø 76÷108 mm PN10)

B 50 51

CATENA PER PRESSATRICE

- PRESSING COLLAR
- PRESSSCHLINGE
- CHAÎNE
- MORDAZA CADENA

CODE	De mm	kg		€
196076003	76,1	4	1	2024,90
196088003	88,9	4,3	1	2024,90
196108003	108	5,4	1	2333,34



Adattatore ZB 221 per catene Ø 76,1-88,9- 108/1 ACO 203 XL (PN10)

B 50 51

ADATTATORE PER CATENE

- ADAPTER FOR COLLARS
- ZWISCHENBACKE FÜR PRESSSCHLINGEN
- ADAPTEUR POUR MACHOIRES
- ADAPTADOR PARA MORDAZAS

CODE	De mm	kg		€
196076108N*	76,1 - 88,9 - 108 (1°)	4,3	1	1349,82

[*]: Per pressatura preliminare diametro 108 mm; il giunto DN 108 mm deve essere pressato una seconda volta con adattatore codice 196000108N. Preliminary pressing for diameter 108 mm; DN 108 mm joint must be pressed a second time with adapter item 196000108N.



Adattatore ZB 222 per catena Ø 108/2 ACO 203 XL (PN10)

B 50 51

ADATTATORE PER CATENE

- ADAPTER FOR COLLARS
- ZWISCHENBACKE FÜR PRESSSCHLINGEN
- ADAPTEUR POUR MACHOIRES
- ADAPTADOR PARA MORDAZAS

CODE	De mm	kg		€
196000108N	108 (2°)	4,6	1	1349,82





Novopress ACO 203 XL (PN10) Novopress ZB 221 / ZB 222 per catene \varnothing 76-108

B 50 51

SET ADATTATORI ZB221/ZB222

- ADAPTERS SET ZB221/ZB222
- ADAPTER SET ZB221/ZB222
- SET DES ADAPTATEURS ZB221/ZB222
- SET DE ADAPTADORES ZB221/ZB222

CODE			€
196000019	12	1	2802,07





Novopress ACO 401 (\varnothing 76÷108 King size)

B 50 51

CATENA PER PRESSATRICE

- PRESSING COLLAR
- PRESSSCHLINGE
- CHAÎNE
- MORDAZA CADENA

CODE	De mm			€
196076002	76,1	6,0	1	2354,10
196088002	88,9	6,1	1	2409,10
196108002	108	8,4	1	3832,10





NEW

Novopress ACO 401 (\varnothing 139÷168 Over size)

B 50 51

CATENA PER PRESSATRICE

- PRESSING COLLAR
- PRESSSCHLINGE
- CHAÎNE
- MORDAZA CADENA

CODE	De mm			€
196139002	139,7	14,4	1	7239,92
196168002	168,3	19,7	1	7750,62





Novopress - Koffer

B 50 51

VALIGIA PER CATENE / ADATTATORI

- CASE FOR COLLARS / ADAPTERS
- KOFFER FÜR PRESSSCHLINGEN / ZWICHHENBACKEN
- COFFRET POUR CHAÎNES / ADAPTEURS
- CAJA PARA MORDAZAS / ADAPTADORES

CODE	Version			€
196042054V	De 42÷54 + ZB ECO 203 / ACO 203 / ACO 203XL	2	1	242,56
196076088V	De 76,1÷88,9 + ZB - ECO 301 / ACO 203XL	2	1	228,57
196000000VN	ZB221 - ZB222 - ACO203XL	2	1	217,73





Novopress ACO 202/203 - ACO 401

B 50 51

CARICABATTERIA

- FAST CHARGER
- SCHNELL-LADEGERÄT
- CHARGEUR
- CARGADOR RAPIDO

NOTE: Tensione/voltage 220-240 V / 50-60 Hz

CODE			€
19600300N	0,65	1	366,68





Novopress - Akku

B 50 51

BATTERIA

- BATTERY
- AKKU
- ACCUMULATEUR
- ACCUMULADOR

CODE	Version			€
19600204N	18 V / 1,5 Ah Li • ACO 202/203/401	0,4	1	407,90
19600203N	18 V / 3,0 Ah Li • ACO 202/203/401	0,7	1	636,80
19600200N	14,4 V / 2,4 Ah Ni-Cd • AFP 201	0,7	1	on demand
19600201N	14,4 V / 2,0 Ah Ni-Cd • AFP 202	0,7	1	on demand
19600202N	18 V / 3,0 Ah Li • AFP 202	0,7	1	on demand





Novopress ECO 301 (ø 12÷54 mm PN16 / ø 76÷108 mm PN10)

B 50 51

PRESSATRICE ELETTROMECCANICA CON VALIGIA

- ELECTROMECHANICAL PRESSING MACHINE WITH CASE
- ELEKTROMECHANISCHE PRESSGERÄT MIT KOFFER
- SERTISSEUSE ÉLECTROMÉCANIQUE AVEC COFFRET
- MAQUINA ELECTROMECÁNICA CON CAJA

CODE	Voltage			€
196000016	230 V / 60 Hz (naval sector)	7,5	1	4191,31
196000018	110 V / 50 Hz (UK plug)	7,5	1	4191,31
196000020	230 V / 50 Hz (civil sector)	7,5	1	4191,31





Novopress ECO 301

B 50 51

GANASCIA PER PRESSATRICE

- JAW
- PRESSBACKE
- MACHOIRE
- MORDAZA PINZA

CODE		De mm		€
1960120NN	2,1	12	1	609,65
1960150NN	2,1	15	1	609,65
1960180NN	2,1	18	1	609,65
1960220NN	2,1	22	1	609,65
1960280NN	2,1	28	1	609,65
1960350NN	2,4	35	1	609,65





Novopress EFP 2 - EFP/AFP 201-202 ECO/ACO 202-203 - ACO 203XL - ECO301

B 50 51

CATENA PER PRESSATRICE

- PRESSING COLLAR
- PRESSCHLINGE
- CHAÎNE
- MORDAZA CADENA

CODE	De mm			€
19604200N	42	2,1	1	1846,83
19605400N	54	2,4	1	1915,69





Novopress ECO 301

B 50 51

ADATTATORE PER CATENE ZB303

- ADAPTER FOR COLLARS ZB303
- ZWISCHENBACKE FÜR PRESSCHLINGEN ZB303
- ADAPTEUR POUR MACHOIRES ZB303
- ADAPTADOR PARA MORDAZAS ZB303

CODE	De mm			€
196042054E	42 - 54	2	1	746,85





Novopress ACO 203 XL - ECO 301 (ø 76,1÷108 mm PN10)

B 50 51

CATENA PER PRESSATRICE

- PRESSING COLLAR
- PRESSCHLINGE
- CHAÎNE
- MORDAZA CADENA

CODE	De mm			€
196076003	76,1	4	1	2024,90
196088003	88,9	4,3	1	2024,90
196108003	108	5,4	1	2333,34



Novopress ECO 301 (ø 76÷108 mm PN10)

B 50 51

ADATTATORE PER CATENE ZB323

- ADAPTER FOR COLLARS ZB323
- ZWISCHENBACKE FÜR PRESSSCHLINGEN ZB323
- ADAPTEUR POUR MACHOIRES ZB323
- ADAPTADOR PARA MORDAZAS ZB323

CODE	De mm	kg		€
196076108E*	76,1 - 88,9 - 108 (1°)	3,8	1	1493,74

[*]: Per pressatura preliminare diametro 108 mm; il giunto DN 108 mm deve essere pressato una seconda volta con adattatore codice 196000108E. Preliminary pressing for diameter 108 mm; DN 108 mm joint must be pressed a second time with adapter item 196000108E.



Novopress ECO 301 (ø 76÷108 mm PN10)

B 50 51

ADATTATORE PER CATENE ZB324

- ADAPTER FOR COLLARS ZB324
- ZWISCHENBACKE FÜR PRESSSCHLINGEN ZB324
- ADAPTEUR POUR MACHOIRES ZB324
- ADAPTADOR PARA MORDAZAS ZB324

CODE	De mm	kg		€
196000108E	108 (2°)	3,8	1	1493,74



Novopress ECO 301

B 50 51

VALIGIA CON CATENE ø 42÷54 + ADATTATORE ZB303

- CASE WITH PRESSING COLLARS ø 42÷54 + ADAPTER ZB303
- LEER KOFFER MIT PRESS SCHLINGEN ø 42÷54 + ZWISCHENBACKE ZB303
- COFFRET AVEC CHAÎNES ø 42÷54 + ADAPTEUR ZB303
- CAJA CON CADENA ø 42÷54 + ADAPTADOR ZB303

CODE	De mm	kg		€
196042054VE	42 - 54	7,5	1	4512,26



Novopress ECO 301 (ø 76÷108 mm PN10)

B 50 51

VALIGIA CON CATENE ø 76,1÷88,9 + ADATTATORE ZB323

- CASE WITH PRESSING COLLARS ø 76,1÷88,9 + ADAPTER ZB323
- LEER KOFFER MIT PRESS SCHLINGEN ø 76,1÷88,9 + ZWISCHENBACKE ZB323
- COFFRET AVEC CHAÎNES ø 76,1÷88,9 + ADAPTEUR ZB323
- CAJA CON CADENA ø 76,1÷88,9 + ADAPTADOR ZB323

CODE	De mm	kg		€
196076088VE	76,1 - 88,9	14,5	1	5653,76



Novopress ECO 301 (ø 76÷108 mm PN10)

B 50 51

VALIGIA CON CATENA ø 108 + ADATTATORE ZB324

- CASE WITH PRESSING COLLAR ø 108 + ADAPTER ZB324
- LEER KOFFER MIT PRESS SCHLINGE ø 108 + ZWISCHENBACKE ZB324
- COFFRET AVEC CHAÎNE ø 108 + ADAPTEUR ZB324
- CAJA CON CADENA ø 108 + ADAPTADOR ZB324

CODE	De mm	kg		€
196000108VE	108	11,5	1	3973,31

**116/1****TAGLIATUBI MANUALE**

- PIPE CUTTER
- ROHRSCHEIDER
- COUPE-TUBES
- CORTATUBO

B 50 51

CODE	De mm			€
116000011	6 - 60	0,350	1	302,89

**116/2****ROTELLA TAGLIATUBI**

- CUTTING WHEEL
- SCHNEIDRAD FÜR ROHRSCHEIDER
- MOLETTE POUR COUPE-TUBES
- CUCHILLA

B 50 51

CODE	Version	De mm			€
116000012	For pipe cutter code / Per tagliatubi codice 116000011	6 - 60	38	1	68,02

**116/0 (ø 12÷54 mm)****SBAVATORE UNIVERSALE TUBI**

- PIPE DEBURRER
- ENTGRATER
- EBAVUREUR DE TUBE
- DESBARBADOR

B 50 51

CODE	De mm			€
116000000	10 - 54	612	1	125,77

**116/3 (ø 76÷108 mm)****SBAVATORE UNIVERSALE TUBI**



- PIPE DEBURRER
- ENTGRATER
- EBAVUREUR DE TUBE
- DESBARBADOR

B 50 51

CODE	De mm			€
116000003	63 - 110	1942	1	474,85



**116/6 (ø 15÷54 mm)****B 50 51****SPELATUBI**

- DISMANTLING TOOL
- ABMANTELGERÄT
- DÉNUDEUR
- PELADOR

CODE	De mm			€
116000006	15 - 22	236	1	120,54
116000016	18 - 28	320	1	120,54
116000026	35 - 42	703	1	134,85
116000036	54	477	1	188,88



**116/7 (ø 76÷108 mm)****B 50 51****SPELATUBI**

- DISMANTLING TOOL
- ABMANTELGERÄT
- DÉNUDEUR
- PELADOR

CODE	De mm			€
116076007	76,1	1,040	1	191,15
116088007	88,9	1,218	1	205,92
116108007	108	1,668	1	268,71



**274/0 (ø 15÷54 mm)****B 50 51****MARCATORE**

- MARKER
- MARKIERLEHRE
- MARQUEUR
- MARCATUBO

CODE	De mm			€
274000000	15 - 54	26	1	1,25

**NEW****274/1 (ø 76÷108 mm)****B 50 51****MARCATORE**

- MARKER
- MARKIERLEHRE
- MARQUEUR
- MARCATUBO

CODE	De mm			€
274000001	76,1 - 108	190	1	15,52

B 50 52





O-Ring EPDM

NERO

- BLACK
- SCHWARZ
- NOIR
- NEGRO

NOTE: Impieghi / Application field / Einsatzgebiete / Champs d'application /
Aplicaciones:
Idrosanitaria / riscaldamento / raffrescamento
Sanitary / Heating / Cooling
Sanitär / Heizung / Kühlung
Sanitaire / Chauffage / Circuits réfrigérants
Agua sanitaria / Calefacción / Circuito refrigeración

CODE	De mm			€
11501525N	15	1	20	0,20
11501825N	18	1	20	0,23
11502230N	22	1	20	0,30
11502830N	28	2	20	0,34
11503530N	35	2	20	0,43
11504240N	42	5	20	0,54
11505440N	54	6	20	0,59
11507770NM	76,1	14	10	2,24
11509070NM	88,9	17	10	2,45
11510909NM	108	33	10	2,82
NEW 115139100N	139,7	43	1	5,05
NEW 115168100N	168,3	95	1	5,32





O-Ring NBR-HNBR

GIALLO

- YELLOW
- GELB
- JAUNE
- AMARILLO

NOTE: Impieghi / Application field / Einsatzgebiete / Champs d'application /
Aplicaciones:
Gas / Gas / Gas / Gaz / Gas

CODE	De mm			€
11501526G	15	1	20	0,29
11501826G	18	1	20	0,33
11502231G	22	1	20	0,45
11502831G	28	2	20	0,47
11503532G	35	2	20	0,65
11504241G	42	5	20	1,10
11505441G	54	6	20	1,11
11507670GM*	76,1	14	10	5,07
11508870GM*	88,9	17	10	6,78
11510809GM*	108	33	10	9,50

(*) HNBR



O-Ring FKM



VERDE

- GREEN
- GRÜN
- VERT
- VERDE

NOTE:

Impieghi / Application field / Einsatzgebiete / Champs d'application /
Aplicaciones:
Solare / Solar / Solar / Solaire / Solares
Olio / Pil / Öl / Huile / Aceite

B 50 52

CODE	De mm			€
11501525V	15	1	20	0,46
11501825V	18	1	20	0,46
11502230V	22	1	20	0,66
11502830V	28	2	20	0,71
11503530V	35	2	20	1,01
11504240V	42	5	20	1,45
11505440V	54	6	20	1,74
11507770VM	76,1	14	10	6,68
11509070VM	88,9	17	10	8,77
11510909VM	108	33	10	13,81
NEW 115139100V	139,7	43	1	16,55
NEW 115168100V	168,3	95	1	17,69



O-Ring MVQ



ROSSO

- RED
- ROT
- ROUGE
- ROJO

NOTE:

Impieghi / Application field / Einsatzgebiete / Champs d'application /
Aplicaciones:
Applicazioni industriali - chiedere ad RM
Industrial applications - ask RM
Industrieanwendungen - fragen RM
Applications industrielles - demander RM
Aplicaciones industriales - preguntar RM

B 50 52



CODE	De mm			€
11501525R	15	1	20	0,27
11501825R	18	1	20	0,30
11502230R	22	1	20	0,39
11502830R	28	2	20	0,41
11503530R	35	2	20	0,47
11504240R	42	5	20	0,61
11505440R	54	6	20	0,87
11507770R	76,1	14	10	4,80
11509070R	88,9	17	10	6,31
11510990R	108	33	10	7,30

B 50 52

**115/EPDM****GUARNIZIONE EPDM**

- EPDM GASKET
- DICTUNG AUS EPDM
- JOINT EPDM
- JUNTA EN EPDM

NOTE: Impieghi / Application field / Einsatzgebiete / Champs d'application /
Aplicaciones:
Idrosanitaria / riscaldamento / raffrescamento
Sanitary / Heating / Cooling
Sanitär / Heizung / Kühlung
Sanitaire / Chauffage / Circuits réfrigérants
Agua sanitaria / Calefacción / Circuito refrigeración



CODE	De mm	S mm	D1 mm	D2 mm			€
115683304E	15 - 18 - 22	2,5	24	14	1	20	1,46
115683100E	18 - 22 - 28	2,5	30	20	1	20	1,46
115683114E	28 - 35	2,5	39	27	2	20	1,61
115683112E	35	2,5	44,5	34	3	20	1,71
115183134E	42	2,5	50,5	42	3	20	2,21
115683134E	42	2,5	50,5	38	4	20	2,21
NEW 115183200E	42	2,5	56	42	4	20	2,21
115183540E	54	3	65,5	53,5	4	20	2,69
115183154E	54	3	65,5	45	4	20	2,69
NEW 115183054E	54	3	71,5	53	5	20	2,69

B 50 52

**NEW****115/HNBR****GUARNIZIONE HNBR**

- HNBR GASKET
- DICTUNG AUS HNBR
- JOINT HNBR
- JUNTA EN HNBR

NOTE: Impieghi / Application field / Einsatzgebiete / Champs d'application /
Aplicaciones:
Gas / Gas / Gas / Gaz / Gas



CODE	De mm	S mm	D1 mm	D2 mm			€
115683102H	15 - 18	2,5	18	10	1	20	1,58
115683304H	15 - 18	2,5	24	14	1	20	1,61
115683100H	22 - 28	2,5	30	20	1	20	1,89
115683114H	28 - 35	2,5	39	27	2	20	2,92
115183112H	35 - 42	2,5	44,5	34	3	20	3,34
115183200H	42 - 54	2,5	56	42	4	20	5,87

**115/FKM****GUARNIZIONE FKM**

- FKM GASKET
- DICTUNG AUS FKM
- JOINT FKM
- JUNTA EN FKM



NOTE: Impieghi / Application field / Einsatzgebiete / Champs d'application /
Aplicaciones:
Solare / Solar / Solar / Solaire / Solares.

B 50 52

CODE	De mm	S mm	D1 mm	D2 mm			€
115683304F	15 - 18	2,5	24	14	1	20	1,61
115683100F	22	2,5	30	20	1	20	1,89
115683114F	28	2,5	39	27	2	20	2,92
115183112F	35	2,5	44,5	34	3	20	3,34
115183134F	42	2,5	50,5	40	4	20	3,63
NEW 115183200F	42 - 54	2,5	56	42	4	20	5,87
115183540F	54	3	65,5	53,5	4	20	5,87

**850NS****B 60 60****BENDA DI PROTEZIONE BUTILICA
RACCORDI STEELPRES**

- BANDAGE PROTECTION FOR STEELPRES FITTINGS
- SCHUTZBAND FÜR STEELPRES FITTINGE
- BANDE DE PROTECTION POUR RACCORDS STEELPRES
- FUNDA DE PROTECCION PIEZAS STEELPRES

CODE	Lg x L cm x m			€
850NS000000	5 cm x 9,15 m	734	24	23,11

Raccomandato per impianti di raffrescamento
Recommended for cooling installation
Empfehl für Kuehlungsanlagen
Recommandé pour installations de refroidissement
Recomendado para instalaciones de refrigeracion

Umidità e condensa: quando si forma, perché?

La condensa è un fenomeno naturale che si manifesta quando l'aria carica di vapore acqueo entra in contatto con superfici fredde.

La differenza di temperatura tra aria calda e superficie fredda provoca la trasformazione del vapore in gocce d'acqua.

Effetto della condensa sui tubi in acciaio al carbonio zincati.

Negli impianti di raffrescamento realizzati con tubi zincati non adeguatamente protetti, l'eventuale formazione di condensa sulla superficie esterna del tubo in presenza di ossigeno, provoca la formazione di ossido di zinco. Una volta consumato tutto lo zinco superficiale, sulla sottostante superficie in acciaio al carbonio si innesca una corrosione generalizzata con formazione di ossido di ferro.

Come risolvere il problema?

Per preservare il tubo in acciaio al carbonio è necessario rivestire la sua superficie con un materiale protettivo che non si ossidi e che svolga azione di barriera fisica tra tubazione ed atmosfera.

Quale soluzione offre RM?

Per facilitare la fase di installazione e protezione delle tubazioni e dei raccordi Steelpres, mettiamo a disposizione tubo in acciaio al carbonio zincato rivestito con PP e bende butiliche da nastrare sopra i raccordi.

Protezione di tubi e raccordi dalla corrosione esterna.

Il nastro adesivo isobutilico presenta grande allungabilità in entrambi i sensi ed un forte potere adesivo ed auto amalgamante. Lo stesso non necessita di primer aggrappante, impermeabilizza perfettamente le superfici, isolando da agenti atmosferici e chimici blandi. La grande allungabilità conferisce ai nastri un'adattabilità pressoché universale su tutte le superfici, anche le più irregolari quali curve,



Tee, giunti a bicchiere etc. Per applicarlo è sufficiente che la superficie sia pulita e non umida. Il nastro va spellicolato esercitando la tensione necessaria a seconda delle situazioni. Esso si allunga infatti fino al 700% della sua lunghezza iniziale mentre lo spessore finale è in funzione della trazione esercitata. È consigliabile una sovrapposizione di almeno un 10% della larghezza del nastro.

La protezione attraverso il rivestimento con fasce e/o verniciatura, deve comunque avvenire sempre dopo la prova impianto.

Humidity and condensate: when and why it creates.

Condensate is a natural event appearing when the air rich in water vapour comes into contact with cold surfaces.

The difference in temperature between hot air and cold surfaces brings about the transformation of vapour in water drops.

Effects of condensate on zincplated carbon steel pipes.

In cooling systems obtained from not suitably protected zinc-plated pipes, possible condensate creation on pipes' outer surface in presence of oxygen causes the formation of zinc oxide. After superficial zinc consumption, on carbon steel surface under zinc coating a general corrosion starts with the formation of iron oxide.

How to solve the problem.

In order to protect carbon steel pipes, it is necessary to coat its surface by a protective material that does not oxidise and acts as physical barrier between pipe and atmosphere.

RM's solution.

To ease the phases of installation and protection zinc-plated carbon steel pipe coated with PP and butyl tapes to be applied onto fittings.

Protection of pipelines and connections from external corrosion.

The butanol-adhesive tape has high tensile and high adhesive strength and is selffluxing. It requires no adherent primer, lets surfaces perfectly repel water and insulates against atmospheric influences and free chemicals.

The high tensibility provides the tapes with comprehensive applicability for all types of surfaces, even for irregular surfaces such as bends, T-piece, sleeves, etc.

For the application, it is sufficient that the surface is clean but not wet.

The tape must be under pressure and cleaned depending on the situation. It extends over 700% compared to its original length, while the width at the end depends on the extension.

It is recommended to overlap the tape with at least 10% of the tape width. A coating protection with the help of tapes and/or varnish must always occur after a trial run of the system.



Sistemi di scarico

WASTE SYSTEMS

ABFLUSSSYSTEME

SYSTÈMES DE EVACUATION

SISTEMAS DE EVACUACIÓN

Raccorderie Metalliche **Drain**

RM DRAIN è un sistema di scarico composto da elementi tubiformi e raccordi in acciaio inossidabile AISI 316L (1.4404) a parete sottile, particolarmente adatto per convogliare, sia a gravità che sottovuoto, acque reflue frequentemente contaminate da sostanze organiche e chimiche corrosive. Il vasto assortimento dei componenti è disponibile in sette dimensioni, dal DN 40 al DN 150 (DN 200 in fase di realizzazione). Grazie alla loro elevata resistenza al fuoco (Certificati Classe A, non combustibili), consente di soddisfare molteplici installazioni, in particolare quelle in ambito navale (navi da crociera, navi militari, yacht, strutture offshore, ecc.).

RM DRAIN is a draining system consisting of tubes and joints in AISI 316L (1.4404) stainless steel, thin wall, suitable to convey, with gravity or under vacuum, waste waters which are frequently contaminated with organic or chemical corrosive substances. The wide range of products is available in seven sizes, DN 40 to DN 150 (DN 200 work in progress). As they are consistently fire resistant, (certified class A, not combustible), they allow to comply with many installation requirements as for marine installations (cruise ships, military ships, yacht, offshore structures, etc.).



Il montaggio del sistema RM DRAIN richiede semplici e rapide operazioni manuali che non obbligano l'utilizzo di particolari e spesso costose attrezzature.

The RM DRAIN assembling procedure asks for simple and rapid manual operations, with no specific or expensive tool.



1
Verificare pulizia componenti / Verify the components' cleaning



2
Inserire guarnizione nel bicchiere / Insert the gasket into socket



3
Verificare posizionamento guarnizione / Verify the correct gasket's position



4
Marcatura quota d'innesto / Marking the insertion's depth



5
Lubrificazione zona interna guarnizione / Internal gasket lubrication



6
Inserimento tubo nel raccordo / Inserting of the pipe into the fitting











7
Pulizia di eventuale grasso residuo / Cleaning of the grease residual



8
Controllo completo inserimento del tubo nel bicchiere // Check of complete pipe's insertion into the fitting

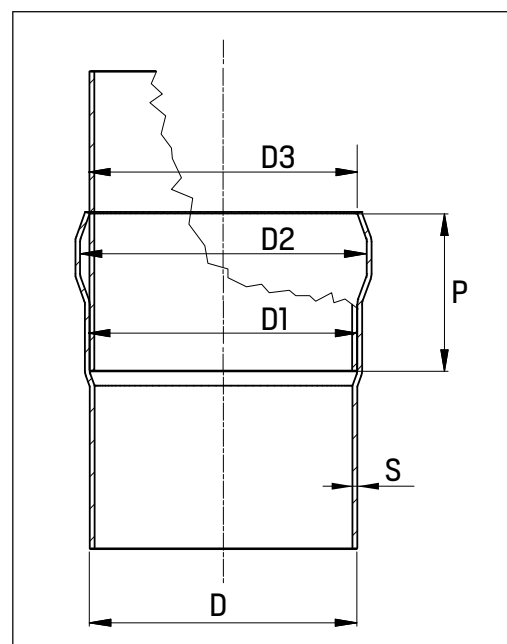
Certificazioni / Certifications

		PIPES AND FITTINGS FOR VACUUM AND GRAVITY DRAIN SYSTEM - RM DRAIN	14/20035
		PIPES AND FITTINGS FOR VACUUM AND GRAVITY DRAIN SYSTEM - RM DRAIN	P-14708
		RM DRAIN TUBAZIONI DI SCARICO A GRAVITÀ E VUOTO RM DRAINING SYSTEMS - GRAVITY AND VACUUM	MAC - 199115CS / 001
		PIPE PENETRATION RM DRAIN M1-M2-M3-M4	MED 1650184 - SASF160206

Le guarnizioni EPDM sono incluse nel codice articolo, non risultano montate al raccordo.
 The EPDM gaskets are included in the item code, they are not assembled to the fitting.

DIMENSIONI DEL BICCHIERE / SOCKET SIZE

DN	D mm	S mm	D1 mm	D2 mm	D3 mm	P mm
DN 40	42	1	45	48	45	30
DN 50	53	1	56	60	56	38
DN 65	73	1,25	76	81	76	55
DN 80	88,9	1,25	92	99	92	60
DN 100	102	1,25	106	114	107	70
DN 125	133	1,5	138	147	140	75
DN 150	159	1,5	164	176	168	80



B 100 101


802



TUBO CON UN BICCHIERE

- PIPE WITH ONE SOCKET
- ROHR MIT EINER MUFFE
- TUYAU AVEC UNE EMBOITURE
- TUBO CON UN MANGUITO

MATERIAL: AISI 316L – 1.4404


GASKET: EPDM cod. 826/GV (Ø 40 ÷ 65)
 EPDM cod. 826/G (Ø 80 ÷ 150)

NORM: EN 1124-3


CODE	DN	D1 mm	L mm	A mm			€
802040025	40	42	250	30	0,295	1	10,85
802040050		42	500	30	0,550	1	14,56
802040075		42	750	30	0,810	1	19,39
802040100		42	1000	30	1,065	1	22,56
802040150		42	1500	30	1,580	1	32,07
802040200		42	2000	30	2,100	1	40,41
802040250		42	2500	30	2,610	1	50,50
802040300		42	3000	30	3,120	1	58,90
802050025	50	53	250	38	0,385	1	11,51
802050050		53	500	38	0,710	1	16,58
802050075		53	750	38	1,040	1	23,18
802050100		53	1000	38	1,365	1	27,09
802050150		53	1500	38	2,020	1	38,56
802050200		53	2000	38	2,670	1	50,21
802050250		53	2500	38	3,320	1	59,92
802050300		53	3000	38	3,970	1	72,52
802065025	65	73	250	55	0,710	1	16,67
802065050		73	500	55	1,270	1	25,47
802065075		73	750	55	1,850	1	36,87
802065100		73	1000	55	2,400	1	42,30
802065150		73	1500	55	3,550	1	59,12
802065200		73	2000	55	4,650	1	77,59
802065250		73	2500	55	5,800	1	94,17
802065300		73	3000	55	6,900	1	113,22
802080025	80	88,9	250	60	0,875	1	21,28
802080050		88,9	500	60	1,600	1	34,05
802080075		88,9	750	60	2,250	1	44,96
802080100		88,9	1000	60	2,950	1	52,32
802080150		88,9	1500	60	4,320	1	74,24
802080200		88,9	2000	60	5,700	1	96,73
802080250		88,9	2500	60	7,700	1	117,67
802080300		88,9	3000	60	8,450	1	142,25
802100025	100	102	250	70	1,050	1	23,73
802100050		102	500	70	1,850	1	36,51
802100075		102	750	70	2,620	1	52,87
802100100		102	1000	70	3,400	1	59,47
802100150		102	1500	70	4,980	1	85,42
802100200		102	2000	70	6,550	1	110,64
802100250		102	2500	70	8,130	1	135,87
802100300		102	3000	70	9,700	1	165,05
802125025	125	133	250	75	1,650	1	42,55
802125050		133	500	75	2,885	1	74,32

B 100 101**802****TUBO CON UN BICCHIERE**


- PIPE WITH ONE SOCKET
- ROHR MIT EINER MUFFE
- TUYAU AVEC UNE EMBOITURE
- TUBO CON UN MANGUITO

MATERIAL: AISI 316L - 1.4404**GASKET:** EPDM cod. 826/GV (Ø 40 ÷ 65)
EPDM cod. 826/G (Ø 80 ÷ 150)**NORM:** EN 1124-3

CODE	DN	D1 mm	L mm	A mm	kg		€
802125075	125	133	750	75	4,125	1	102,22
802125100		133	1000	75	5,360	1	138,30
802125150		133	1500	75	7,830	1	193,50
802125200		133	2000	75	10,300	1	257,98
802125250		133	2500	75	12,775	1	314,27
802125300	150	133	3000	75	15,250	1	376,05
802150025		159	250	80	2,000	1	52,79
802150050		159	500	80	3,500	1	87,40
802150075		159	750	80	5,000	1	128,79
802150100		159	1000	80	6,450	1	165,25
802150150		159	1500	80	9,400	1	245,22
802150200		159	2000	80	12,400	1	316,02
802150250		159	2500	80	15,350	1	384,97
802150300		159	3000	80	18,300	1	460,67

B 100 101**803****TUBO CON DUE BICCHIERI**

- PIPE WITH TWO SOCKETS
- ROHR MIT ZWEI MUFFEN
- TUYAU AVEC DEUX EMBOITURES
- TUBO CON DOS MANGUITOS

MATERIAL: AISI 316L - 1.4404**GASKET:** EPDM cod. 826/GV (Ø 40 ÷ 65)
EPDM cod. 826/G (Ø 80 ÷ 150)**NORM:** EN 1124-3

CODE	DN	D1 mm	L mm	A mm	kg		€
8030400250	40	42	250	30	0,330	1	17,12
8030400500		42	500	30	0,580	1	21,21
8030400750		42	750	30	0,860	1	26,33
8030401000		42	1000	30	1,100	1	28,45
8030401500		42	1500	30	1,600	1	37,14
8030402000		42	2000	30	2,150	1	45,33
8030402500		42	2500	30	2,650	1	55,26
8030403000		42	3000	30	3,150	1	62,16
8030500250	50	53	250	38	0,420	1	19,90
8030500500		53	500	38	0,755	1	23,07
8030500750		53	750	38	1,080	1	28,92
8030501000		53	1000	38	1,400	1	34,05
8030501500		53	1500	38	2,100	1	45,39
8030502000		53	2000	38	2,700	1	56,34
8030502500		53	2500	38	3,350	1	68,02
8030503000		53	3000	38	4,010	1	78,85

B 100 101


803

TUBO CON DUE BICCHIERI

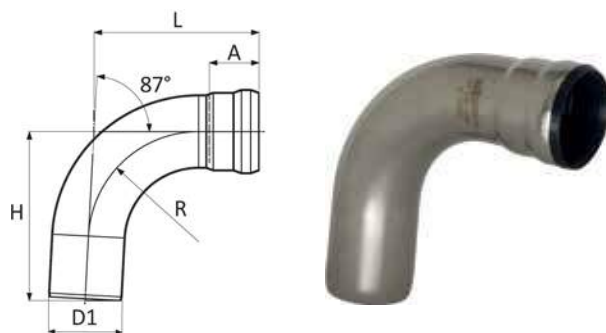
- PIPE WITH TWO SOCKETS
- ROHR MIT ZWEI MUFFEN
- TUYAU AVEC DEUX EMBOITURES
- TUBO CON DOS MANGUITOS

MATERIAL: AISI 316L – 1.4404

GASKET: EPDM cod. 826/GV (Ø 40 ÷ 65)
 EPDM cod. 826/G (Ø 80 ÷ 150)



NORM: EN 1124-3


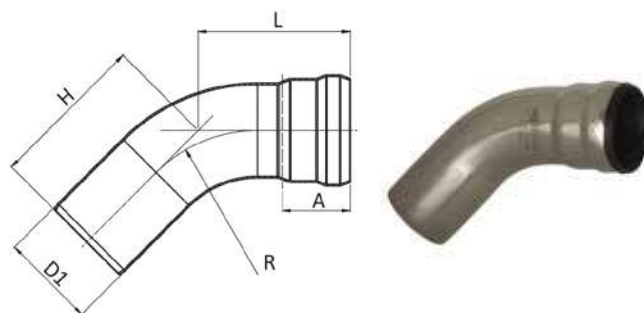
CODE	DN	D1 mm	L mm	A mm	kg		€
8030650250	65	73	250	55	0,760	1	22,54
8030650500		73	500	55	1,330	1	31,08
8030650750		73	750	55	1,880	1	40,60
8030651000		73	1000	55	2,450	1	49,14
8030651500		73	1500	55	3,560	1	67,26
8030652000		73	2000	55	4,700	1	84,26
8030652500		73	2500	55	5,820	1	101,48
8030653000		73	3000	55	6,950	1	119,91
8030800750	80	88,9	750	60	2,300	1	46,85
8030801000		88,9	1000	60	3,000	1	58,54
8030801500		88,9	1500	60	4,360	1	80,77
8030802000		88,9	2000	60	5,780	1	103,26
8030802500		88,9	2500	60	7,110	1	127,32
8030803000		88,9	3000	60	8,480	1	148,17
8031000750	100	102	750	70	2,670	1	53,72
8031001000		102	1000	70	3,500	1	67,96
8031001500		102	1500	70	5,050	1	94,31
8031002000		102	2000	70	6,600	1	118,80
8031002500		102	2500	70	8,180	1	148,32
8031003000		102	3000	70	9,750	1	170,84
8031250750	125	133	750	75	4,200	1	104,43
8031251000		133	1000	75	5,400	1	139,02
8031251500		133	1500	75	7,900	1	199,17
8031252000		133	2000	75	10,350	1	262,29
8031252500		133	2500	75	12,950	1	318,45
8031253000		133	3000	75	15,300	1	383,09
8031500750	150	159	750	80	5,000	1	130,53
8031501000		159	1000	80	6,500	1	174,00
8031501500		159	1500	80	9,500	1	250,68
8031502000		159	2000	80	12,450	1	331,31
8031502500		159	2500	80	15,400	1	395,55
8031503000		159	3000	80	18,350	1	477,67

**804/87****B 100 102****CURVA 87°**

- ELBOW 87°
- ROHRBOGEN 87°
- COUDE 87°
- CURVA 87°



MATERIAL: AISI 316L - 1.4404**GASKET:** EPDM cod. 826/GV (Ø 40 ÷ 65)
EPDM cod. 826/G (Ø 80)**NORM:** EN 1124-3

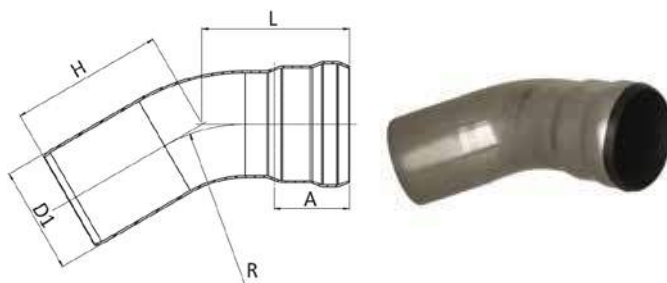
CODE	DN	D1 mm	L mm	A mm	H mm	R mm			€
804040087	40	42	102	30	105	63	0,193	1	12,91
804050087	50	53	130	38	133	80	0,310	1	15,95
804065087	65	73	172	55	176	110	0,700	1	30,16
804080087	80	88,9	199	60	204	133	1,180	1	40,04

**804/45****B 100 102****CURVA 45°**

- ELBOW 45°
- ROHRBOGEN 45°
- COUDE 45°
- CURVA 45°



MATERIAL: AISI 316L - 1.4404**GASKET:** EPDM cod. 826/GV (Ø 40 ÷ 65)
EPDM cod. 826/G (Ø 80)**NORM:** EN 1124-3

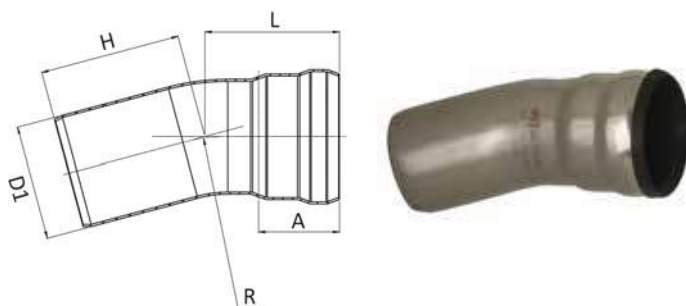
CODE	DN	D1 mm	L mm	A mm	H mm	R mm			€
804040045	40	42	68	30	71	63	0,146	1	10,73
804050045	50	53	85	38	88	80	0,229	1	12,69
804065045	65	73	112	55	117	110	0,521	1	23,62
804080045	80	88,9	128	60	133	133	0,864	1	27,29

**804/30****B 100 102****CURVA 30°**

- ELBOW 30°
- ROHRBOGEN 30°
- COUDE 30°
- CURVA 30°

MATERIAL: AISI 316L - 1.4404**GASKET:** EPDM cod. 826/GV (Ø 40 ÷ 65)
EPDM cod. 826/G (Ø 80)**NORM:** EN 1124-3

CODE	DN	D1 mm	L mm	A mm	H mm	R mm			€
804040030	40	42	59	30	62	63	0,129	1	14,11
804050030	50	53	73	38	76	80	0,201	1	14,26
804065030	65	73	98	55	102	110	0,462	1	20,58
804080030	80	88,9	109	60	114	133	0,752	1	32,47

B 100 102


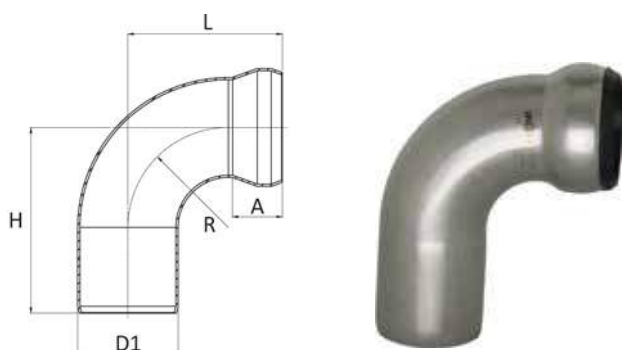
804/15

CURVA 15°

- ELBOW 15°
- ROHRBOGEN 15°
- COUDE 15°
- CURVA 15°

MATERIAL: AISI 316L – 1.4404
GASKET: EPDM cod. 826/GV (Ø 40 ÷ 65)
EPDM cod. 826/G (Ø 80)
NORM: EN 1124-3

CODE	DN	D1 mm	L mm	A mm	H mm	R mm	kg		€
804040015	40	42	51	30	54	63	0,114	1	16,42
804050015	50	53	62	38	65	80	0,173	1	19,66
804065015	65	73	82	55	86	110	0,393	1	20,62
804080015	80	88,9	90	60	95	133	0,632	1	34,66



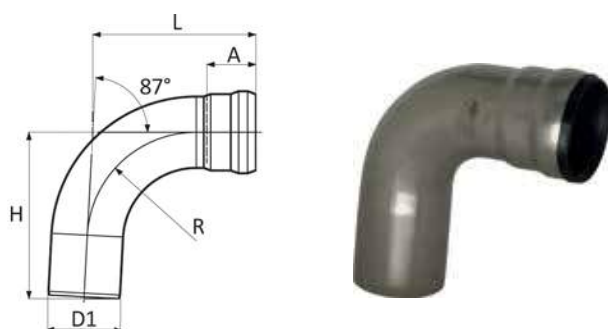
805/T

CURVA TECNICA 87°

- TECHNICAL ELBOW 87°
- TECHNISCHE ROHRBOGEN 87°
- COUDE TECHNIQUE 87°
- CURVA TÉCNICA 87°

MATERIAL: AISI 316L – 1.4404
GASKET: EPDM cod. 826/GV (Ø 40 ÷ 50)
cod. 826/GV (Ø 65)
NORM: EN 1124-3

CODE	DN	D1 mm	L mm	A mm	H mm	R mm	kg		€
805040000	40	42	64	20	79	42	0,159	1	13,62
805050000	50	53	81,5	26	98,5	53	0,252	1	15,88
805065000	65	73	127	55	142	73	0,720	1	30,41



805/87

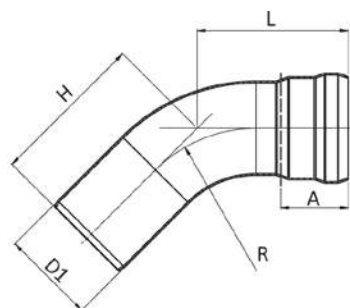
CURVA RAGGIO STRETTO 87°

- ELBOW S.R. 87°
- ROHRBOGEN KURZE RADIUS 87°
- COUDE RAYON COURT 87°
- CURVA RADIO ESTRECHO 87°

MATERIAL: AISI 316L – 1.4404
GASKET: EPDM cod. 826/GV (Ø 40 ÷ 65)
EPDM cod. 826/G (Ø 80 ÷ 150)
NORM: EN 1124-3



CODE	DN	D1 mm	L mm	A mm	H mm	R mm	kg		€
805040087	40	42	85	30	88	42	0,199	1	22,72
805050087	50	53	103	38	106	53	0,302	1	21,35
805065087	65	73	138	55	142	73	0,693	1	44,20
805080087	80	88,9	157	60	162	88,9	0,955	1	51,56
805100087	100	102	180	70	186	102	1,258	1	74,60
805125087	125	133	216	75	222	133	1,959	1	172,81
805150087	150	159	235	80	240	159	2,510	1	196,56

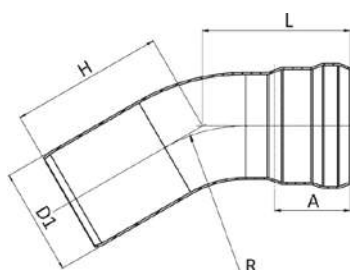
B 100 102

**805/45****CURVA RAGGIO STRETTO 45°**

- ELBOW S.R. 45°
- ROHRBOGEN KURZE RADIUS 45°
- COUDE RAYON COURT 45°
- CURVA RADIO ESTRECHO 45°

MATERIAL: AISI 316L - 1.4404**GASKET:** EPDM cod. 826/GV (Ø 40 ÷ 65)
EPDM cod. 826/G (Ø 80 ÷ 150)**NORM:** EN 1124-3



CODE	DN	D1 mm	L mm	A mm	H mm	R mm			€
805040045	40	42	60	30	63	42	0,156	1	14,24
805050045	50	53	74	38	77	53	0,241	1	14,54
805065045	65	73	98	55	102	73	0,549	1	25,90
805080045	80	88,9	109	60	114	88,9	0,744	1	32,34
805100045	100	102	120	70	126	102	0,958	1	47,24
805125045	125	133	147	75	154	133	1,502	1	136,71
805150045	150	159	159	80	147	159	1,825	1	163,80

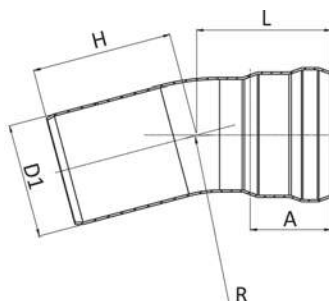
**805/30****CURVA RAGGIO STRETTO 30°**

- ELBOW S.R. 30°
- ROHRBOGEN KURZE RADIUS 30°
- COUDE RAYON COURT 30°
- CURVA RADIO ESTRECHO 30°

MATERIAL: AISI 316L - 1.4404**GASKET:** EPDM cod. 826/GV (Ø 40 ÷ 65)
EPDM cod. 826/G (Ø 100 ÷ 150)**NORM:** EN 1124-3

B 100 102



CODE	DN	D1 mm	L mm	A mm	H mm	R mm			€
805100030	100	102	110	70	115	102	0,877	1	61,10
805125030	125	133	125	75	131	133	1,298	1	139,87
805150030	150	159	136	80	124	159	1,580	1	169,26

**805/15****CURVA RAGGIO STRETTO 15°**

- ELBOW S.R. 15°
- ROHRBOGEN KURZE RADIUS 15°
- COUDE RAYON COURT 15°
- CURVA RADIO ESTRECHO 15°

MATERIAL: AISI 316L - 1.4404**GASKET:** EPDM cod. 826/G (Ø 100 ÷ 150)**NORM:** EN 1124-3

B 100 102

CODE	DN	D1 mm	L mm	A mm	H mm	R mm			€
805100015	100	102	96	70	101	102	0,877	1	43,64
805125015	125	133	107	75	112	133	1,100	1	105,22
805150015	150	159	114	80	102	159	1,331	1	136,50

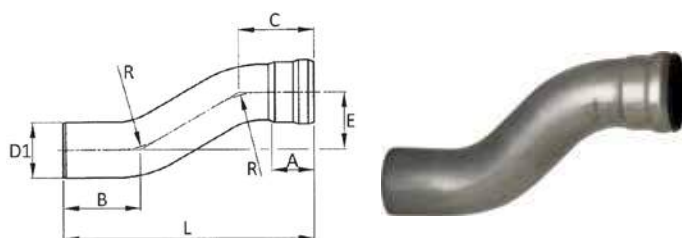
B 100 102

806

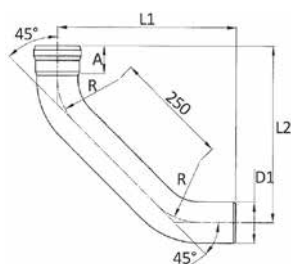
DISASSAMENTO 75/130/200 MM

- OFFSET 75/130/200 MM
- ETAGENBOGEN 75/130/200 MM
- DÉSALEMENT 75/130/200 MM
- CURVA DESVIACIÓN 75/130/200 MM

MATERIAL: AISI 316L – 1.4404
GASKET: EPDM cod. 826/GV (Ø 65)
EPDM cod. 826/G (Ø 80 ÷ 125)
NORM: EN 1124-3



CODE	DN	D1 mm	E mm	L mm	A mm	B mm	C mm	R mm	kg		€
806065075	65	73	75	329	55	101	98	110	0,950	1	68,14
806080075	80	88,9	75	352	60	114	109	133	1,000	1	77,97
806100075	100	102	75	321	70	126	120	102	1,200	1	107,55
806125075	125	133	75	375	75	154	146,5	133	1,996	1	319,58
806065130	65	73	130	359	55	117	113	110	0,880	1	60,29
806080130	80	88,9	130	391	60	133	128	133	1,350	1	78,22
806100130	100	102	130	376	70	126	120	102	1,520	1	119,43
806125130	125	133	130	430,5	75	154	146,5	133	2,381	1	332,92
806065200	65	73	200	430	55	117	113	110	1,120	1	61,25
806080200	80	88,9	200	461	60	133	128	133	1,550	1	83,98
806100200	100	102	200	446	70	126	120	102	1,780	1	143,42
806125200	125	133	200	500,5	75	154	146,5	133	2,870	1	390,58



Articolo speciale a richiesta.
Special code on demand.

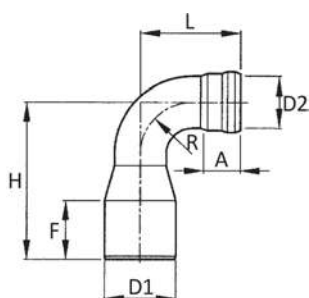
807

CURVA PROLUNGATA

- STREMLINE BEND
- LANG ROHRBOGEN
- COUDE PROLONGÉE
- CURVA EXTENDIDA

GASKET: EPDM cod. 826/G (Ø 80 ÷ 125)
MATERIAL: AISI 316L – 1.4404
NORM: EN 1124-3

CODE	DN	D1 mm	L1 mm	L2 mm	A mm	R mm	kg		€
807080000	80	88,9	388	383	60	133	1,850	1	82,38
807100000	100	102	362,5	356,5	70	102	2,100	1	138,75
807125000	125	133	414	407	75	133	3,292	1	377,54

B 100 102


Articolo speciale a richiesta.
Special code on demand.

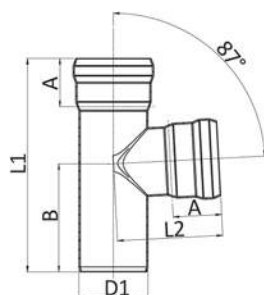
807/R

GOMITO RIDOTTO 87°

- REDUCED ELBOW 87°
- REDUZIERTER ROHRBOGEN 87°
- COUDE RÉDUIT 87°
- CURVA REDUCIDA 87°

MATERIAL: AISI 316L – 1.4404
GASKET: EPDM cod. 826/GV (Ø 50 ÷ 65)
NORM: EN 1124-3

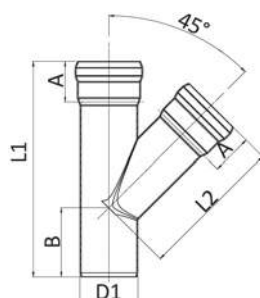
CODE	DN1	DN2	D1 mm	D2 mm	A mm	L mm	H mm	F mm	R mm	kg		€
807050040	50	40	53	42	30	85	124	62	42	0,290	1	44,86
807065050	65	50	73	53	38	103	161	60	53	0,390	1	52,37

**808/87****B 100 102****BRAGA 87°**

- BRANCH 87°
- ABZWEIG 87°
- EMBRANCHEMENT 87°
- DERIVACIÓN M-H 87°

MATERIAL: AISI 316L – 1.4404**GASKET:** EPDM cod. 826/GV (Ø 40 ÷ 65)
EPDM cod. 826/G (Ø 80 ÷ 150)**NORM:** EN 1124-3

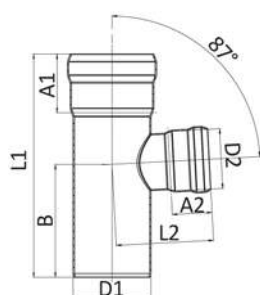
CODE	DN	D1 mm	A mm	L1 mm	L2 mm	B mm	kg		€
808040087	40	42	30	137	67	70	0,193	1	34,98
808050087	50	53	38	165	81	84	0,291	1	36,69
808065087	65	73	55	209	109	106	0,639	1	43,18
808080087	80	88,9	60	235	122	119	0,863	1	46,81
808100087	100	102	70	291	138	148	1,196	1	65,26
808125087	125	133	125	360	159	182	2,219	1	102,20
808150087	150	159	150	403	178	204	2,932	1	136,50

**808/45****B 100 102****BRAGA 45°**

- BRANCH 45°
- ABZWEIG 45°
- EMBRANCHEMENT 45°
- DERIVACIÓN M-H 45°

MATERIAL: AISI 316L – 1.4404**GASKET:** EPDM cod. 826/GV (Ø 40 ÷ 65)
EPDM cod. 826/G (Ø 80 ÷ 150)**NORM:** EN 1124-3

CODE	DN	D1 mm	A mm	L1 mm	L2 mm	B mm	kg		€
808040045	40	42	30	155	100	55	0,233	1	41,11
808050045	50	53	38	198	132,5	65	0,382	1	42,71
808065045	65	73	55	255	170	85	0,864	1	53,39
808080045	80	88,9	60	295	210	95	1,200	1	64,43
808100045	100	102	70	335	225	110	1,517	1	72,88
808125045	125	133	125	415	285	130	2,936	1	123,44
808150045	150	159	150	460	320	140	3,856	1	158,34



809

B 100 102

BRAGA RIDOTTA 87°

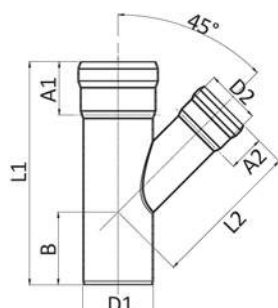
- REDUCED BRANCH 87°
- REDUZIERTER ABZWEIG 87°
- EMBRANCHEMENT RÉDUIT 87°
- DERIVACIÓN M-H REDUCIDA 87°

MATERIAL: AISI 316L – 1.4404

GASKET: EPDM cod. 826/GV (Ø 40 ÷ 65)
EPDM cod. 826/G (Ø 80 ÷ 150)

NORM: EN 1124-3

CODE	DN1	DN2	D1 mm	D2 mm	A1 mm	A2 mm	L1 mm	L2 mm	B mm	kg		€
809050040	50	40	53	42	38	30	165	73	84	0,269	1	37,24
809065040	65	40	73	42	55	30	209	83	106	0,528	1	39,18
809065050	65	50	73	53	55	38	209	91	106	0,547	1	40,17
809080050	80	50	88,9	53	60	38	235	99	119	0,726	1	41,35
809100040	100	40	102	42	70	30	216	97	110	0,749	1	50,13
809100050	100	50	102	53	70	38	226	105	115	0,800	1	54,41
809100065	100	65	102	73	70	55	291	123	148	1,092	1	66,92
809100080	100	80	102	88,9	70	60	291	128	148	1,136	1	71,94
809125050	125	50	133	53	75	38	294	121	149	1,551	1	72,09
809125065	125	65	133	73	75	55	294	139	149	1,633	1	83,19
809125100	125	100	133	102	75	60	294	153	149	1,723	1	83,74
809150065	150	65	159	73	80	55	343	152	174	2,221	1	98,28
809150100	150	100	159	102	80	70	343	166	174	2,308	1	107,02
809150125	150	125	159	133	80	75	403	172	204	2,832	1	126,67



810

B 100 102

BRAGA RIDOTTA 45°

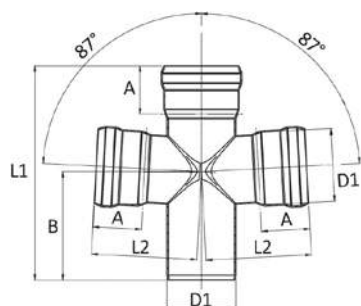
- REDUCED BRANCH 45°
- REDUZIERTER ABZWEIG 45°
- EMBRANCHEMENT RÉDUIT 45°
- DERIVACIÓN M-H REDUCIDA 45°

MATERIAL: AISI 316L – 1.4404

GASKET: EPDM cod. 826/GV (Ø 40 ÷ 65)
EPDM cod. 826/G (Ø 80 ÷ 150)



NORM: EN 1124-3

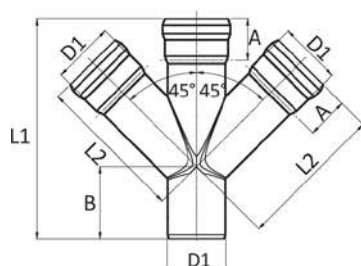
CODE	DN1	DN2	D1 mm	D2 mm	A1 mm	A2 mm	L1 mm	L2 mm	B mm	kg		€
810050040	50	40	53	42	38	30	198	147,5	65	0,373	1	38,33
810065040	65	40	73	42	55	30	205	145	60	0,563	1	42,46
810065050	65	50	73	53	55	38	230	155	75	0,651	1	44,14
810080050	80	50	88,9	53	60	38	245	173	72	0,820	1	52,61
810080065	80	65	88,9	73	60	55	255	180	85	0,961	1	52,61
810100040	100	40	102	42	70	30	250	185	65	0,916	1	56,90
810100050	100	50	102	53	70	38	270	195	75	1,019	1	64,47
810100065	100	65	102	73	70	55	300	210	90	1,257	1	68,82
810100080	100	80	102	88,9	70	60	320	220	100	1,408	1	72,81
810125050	125	50	133	53	75	38	300	225	75	1,671	1	81,28
810125065	125	65	133	73	75	55	330	240	90	2,236	1	95,05
810125100	125	100	133	102	75	70	365	260	105	2,294	1	108,80
810150065	150	65	159	73	80	55	335	255	80	2,314	1	120,12
810150100	150	100	159	102	80	70	370	281	89	2,695	1	125,58
810150125	150	125	159	133	80	75	420	300	120	3,358	1	144,14

**811/87****B 100 102****BRAGA DOPPIA 87°**

- DOUBLE BRANCH 87°
- DOPPELABZWEIG 87°
- EMBRANCHEMENT DOUBLE 87°
- DERIVACIÓN DOBLE M-H 87°



MATERIAL: AISI 316L – 1.4404**GASKET:** EPDM cod. 826/GV (Ø 50 ÷ 65)
EPDM cod. 826/G (Ø 100 ÷ 150)**NORM:** EN 1124-3

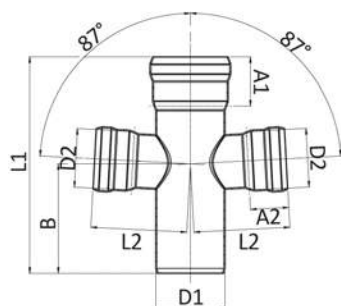
CODE	DN	D1 mm	A mm	L1 mm	L2 mm	B mm			€
811050087	50	53	38	165	81	84	0,359	1	60,86
811065087	65	73	55	209	109	107	0,792	1	69,65
811100087	100	102	70	291	138	148	1,451	1	114,07
811125087	125	133	75	360	159	182	2,616	1	160,75
811150087	150	159	80	403	178	204	3,422	1	196,56

**811/45****B 100 102****BRAGA DOPPIA 45°**

- DOUBLE BRANCH 45°
- DOPPELABZWEIG 45°
- EMBRANCHEMENT DOUBLE 45°
- DERIVACIÓN DOBLE M-H 45°

MATERIAL: AISI 316L – 1.4404**GASKET:** EPDM cod. 826/GV (Ø 50 ÷ 65)
EPDM cod. 826/G (Ø 100 ÷ 150)**NORM:** EN 1124-3

CODE	DN	D1 mm	A mm	L1 mm	L2 mm	B mm			€
811050045	50	53	38	198	132,5	65	0,497	1	69,10
811065045	65	73	55	255	170	85	1,078	1	86,56
811100045	100	102	70	335	225	110	1,953	1	123,70
811125045	125	133	75	415	285	130	3,780	1	185,73
811150045	150	159	80	460	320	140	4,938	1	234,78

B 100 102

812
BRAGA DOPPIA RIDOTTA 87°

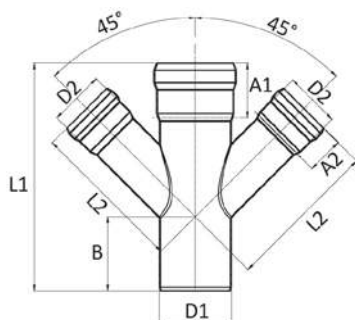
- REDUCED DOUBLE BRANCH 87°
- REDUZIERTE DOPPELABZWEIG 87°
- EMBRANCHEMENT DOUBLE RÉDUIT 87°
- DERIVACIÓN DOBLE M-H REDUCIDA 87°

MATERIAL: AISI 316L – 1.4404

GASKET: EPDM cod. 826/GV (Ø 40 ÷ 65)
EPDM cod. 826/G (Ø 80 ÷ 150)

NORM: EN 1124-3

CODE	DN1	DN2	D1 mm	D2 mm	A1 mm	A2 mm	L1 mm	L2 mm	B mm	kg		€
812050040	50	40	53	42	38	30	165	73	84	0,315	1	54,40
812065050	65	50	73	53	55	38	209	91	106	0,610	1	62,18
812080050	80	50	88,9	53	60	38	235	99	120	0,788	1	66,52
812100050	100	50	102	53	70	38	226	105	115	0,860	1	96,99
812100065	100	65	102	73	70	55	291	123	148	1,242	1	100,40
812100080	100	80	102	88,9	70	60	291	128	148	1,330	1	109,76
812125100	125	100	133	102	75	70	294	153	149	1,949	1	128,63
812150100	150	100	159	102	80	70	343	166	174	2,531	1	147,42
812150125	150	125	159	133	80	75	403	172	204	3,223	1	185,64


813
BRAGA DOPPIA RIDOTTA 45°

- REDUCED DOUBLE BRANCH 45°
- REDUZIERTE DOPPELABZWEIG 45°
- EMBRANCHEMENT DOUBLE RÉDUIT 45°
- DERIVACIÓN DOBLE M-H REDUCIDA 45°

MATERIAL: AISI 316L – 1.4404

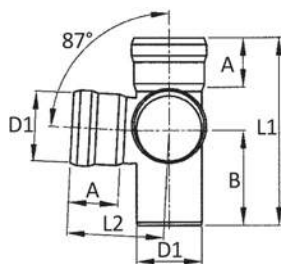
GASKET: EPDM cod. 826/GV (Ø 40 ÷ 65)
EPDM cod. 826/G (Ø 80 ÷ 150)

NORM: EN 1124-3

B 100 102



CODE	DN1	DN2	D1 mm	D2 mm	A1 mm	A2 mm	L1 mm	L2 mm	B mm	kg		€
813050040	50	40	53	42	38	30	168	118	50	0,383	1	66,00
813065050	65	50	73	53	55	38	230	155	75	0,771	1	78,99
813080050	80	50	88,9	53	60	38	245	173	72	0,945	1	87,80
813100065	100	65	102	73	70	55	300	210	90	1,540	1	110,81
813100080	100	80	102	88,9	70	60	320	220	100	1,780	1	119,88
813125100	125	100	133	102	75	70	365	260	105	2,741	1	149,68
813150100	150	100	159	102	80	70	370	281	89	3,146	1	163,80
813150125	150	125	159	133	80	75	420	300	120	4,175	1	212,94

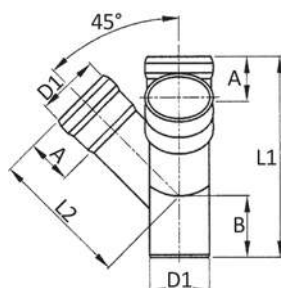
B 100 102

**814/87****BRAGA SCAGNO 87°**

- CORNER BRANCH 87°
- WINKEL ABZWEIG 87°
- TÉ DOUBLE ÉQUERRE 87°
- T DOBLE ESCUADRA 87°

MATERIAL: AISI 316L – 1.4404**GASKET:** EPDM cod. 826/GV (Ø 50 ÷ 65)
EPDM cod. 826/G (Ø 80 ÷ 150)**NORM:** EN 1124-3

CODE	DN	D1 mm	L1 mm	L2 mm	A mm	B mm			€
814050087	50	53	165	81	38	84	0,350	1	85,17
814065087	65	73	209	109	55	106	0,930	1	118,14
814080087	80	88,9	235	122	60	119	1,230	1	138,82
814100087	100	102	291	138	70	148	1,810	1	142,93
814125087	125	133	359,5	159	75	182	2,602	1	199,93
814150087	150	159	402,5	77,5	80	204	3,394	1	240,24





Articolo speciale a richiesta.
Special code on demand.

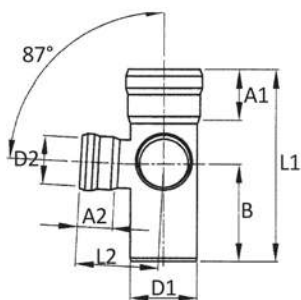
814/45**BRAGA SCAGNO 45°**

- CORNER BRANCH 45°
- WINKEL ABZWEIG 45°
- TÉ DOUBLE ÉQUERRE 45°
- T DOBLE ESCUADRA 45°

MATERIAL: AISI 316L – 1.4404**GASKET:** EPDM cod. 826/GV (Ø 50 ÷ 65)
EPDM cod. 826/G (Ø 80 ÷ 150)**NORM:** EN 1124-3

B 100 102

CODE	DN	D1 mm	A mm	L1 mm	L2 mm	B mm			€
814050045	50	53	38	188	123	65	0,450	1	69,44
814065045	65	73	55	255	170	85	1,000	1	88,22
814080045	80	88,9	60	295	210	95	1,450	1	107,74
814100045	100	102	70	335	225	110	2,400	1	125,88
814125045	125	133	75	415	285	130	3,757	1	198,04
814150045	150	159	80	460	320	140	4,902	1	251,16



815/87

B 100 102

BRAGA SCAGNO RIDOTTA 87°

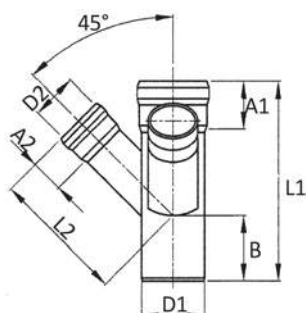
- REDUCED CORNER BRANCH 87°
- REDUZIERT WINKEL ABZWEIG 87°
- TÉ DOUBLE ÉQUERRE RÉDUIT 87°
- T DOBLE ESCUADRA REDUCIDA 87°

MATERIAL: AISI 316L – 1.4404

GASKET: EPDM cod. 826/GV (Ø 40 ÷ 65)
EPDM cod. 826/G (Ø 80 ÷ 150)

NORM: EN 1124-3

CODE	DN1	DN2	D1 mm	D2 mm	A1 mm	A2 mm	L1 mm	L2 mm	B mm	kg		€
815050040	50	40	53	42	38	30	165	73	84	0,410	1	54,44
815065050	65	50	73	53	55	38	209	91	106	0,720	1	64,98
815080050	80	50	88,9	53	60	38	235	99	120	1,160	1	71,03
815100065	100	65	102	73	70	55	291	123	148	1,440	1	87,33
815100080	100	80	102	88,9	70	60	291	128	148	1,590	1	99,73
815125100	125	100	133	102	75	70	293,5	153	149	1,949	1	133,69
815150100	150	100	159	102	80	70	342,5	166	174	2,530	1	163,80
815150125	150	125	159	133	80	75	402,5	195	204	3,445	1	209,66



Articolo speciale a richiesta.
Special code on demand.

816/45

B 100 102

BRAGA SCAGNO RIDOTTA 45°

- REDUCED CORNER BRANCH 45°
- REDUZIERT WINKEL ABZWEIG 45°
- TÉ DOUBLE ÉQUERRE RÉDUIT 45°
- T DOBLE ESCUADRA REDUCIDA 45°

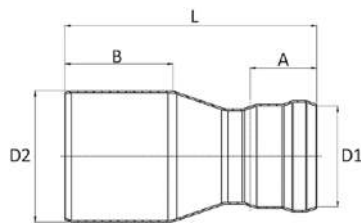
MATERIAL: AISI 316L – 1.4404

GASKET: EPDM cod. 826/GV (Ø 40 ÷ 65)
EPDM cod. 826/G (Ø 100 ÷ 150)

NORM: EN 1124-3

CODE	DN1	DN2	D1 mm	D2 mm	A1 mm	A2 mm	L1 mm	L2 mm	B mm	kg		€
816050040	50	40	53	42	38	30	168	118	50	0,350	1	66,27
816065050	65	50	73	53	55	38	230	155	75	0,850	1	77,99
816100065	100	65	102	73	70	55	300	210	90	1,900	1	106,15
816125100	125	100	133	102	75	70	365	260	105	2,742	1	145,66
816150100	150	100	159	102	80	70	370	275	95	3,109	1	172,54
816150125	150	125	159	133	80	75	420	300	120	4,169	1	234,78

B 100 102



**817****RIDUZIONE CONCENTRICA**

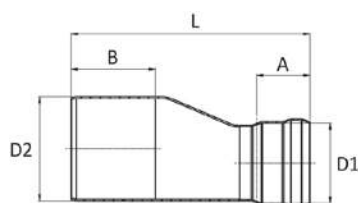
- CONCENTRIC REDUCER
- REDUZIERSTÜCK KONZENTRISCH
- RÉDUCTION CONCENTRIQUE
- REDUCCIÓN CONCÉNTRICA

MATERIAL: AISI 316L – 1.4404**GASKET:** EPDM cod. 826/GV (Ø 40 ÷ 65)

EPDM cod. 826/G (Ø 80 ÷ 125)

NORM: EN 1124-3

CODE	DN1	DN2	D1 mm	D2 mm	A mm	L mm	B mm			€
817050040	40	50	42	53	30	120	62	0,150	1	32,79
817065040	40	65	42	73	30	121	60	0,234	1	31,70
817065050	50	65	53	73	38	140	60	0,230	1	35,82
817100050	50	100	53	102	38	162	87	0,500	1	62,43
817080065	65	80	73	88,9	55	210	80	0,475	1	38,94
817100065	65	100	73	102	55	190	85	0,545	1	41,49
817125065	65	125	73	133	55	200	95	0,818	1	82,18
817100080	80	100	88,9	102	60	195	85	0,583	1	42,47
817125100	100	125	102	133	70	220	85	0,833	1	46,87
817150100	100	150	102	159	70	247	101	1,222	1	49,50
817150125	125	150	133	159	75	230	95	1,308	1	60,50



**818****RIDUZIONE ECCENTRICA**

- ECCENTRIC REDUCER
- REDUZIERSTÜCK EXZENTRISCH
- RÉDUCTION EXCENTRIQUE
- REDUCCIÓN EXCÉNTRICA

MATERIAL: AISI 316L – 1.4404**GASKET:** EPDM cod. 826/GV (Ø 40 ÷ 65)

EPDM cod. 826/G (Ø 80 ÷ 125)

NORM: EN 1124-3

CODE	DN1	DN2	D1 mm	D2 mm	A mm	L mm	B mm			€
818050040	40	50	42	53	30	140	45	0,170	1	63,49
818065050	50	65	53	73	38	167	70	0,322	1	68,81
818100050	50	100	53	102	38	197	87	0,474	1	95,58
818080065	65	80	73	88,9	55	187	77	0,465	1	76,46
818100065	65	100	73	102	55	207	87	0,590	1	115,10
818100080	80	100	88,9	102	60	207	87	0,635	1	91,42
818125100	100	125	102	133	70	239	94	1,037	1	110,19
818150125	125	150	133	159	70	243	101	1,382	1	136,29

B 100 102

819/000

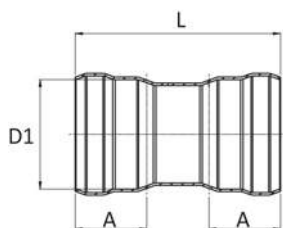
MANICOTTO

- COUPLING
- MUFFE
- MANCHON
- MANGUITO

MATERIAL: AISI 316L – 1.4404

GASKET: EPDM cod. 826/GV (Ø 40 ÷ 65)

EPDM cod. 826/G (Ø 80 ÷ 150)

NORM: EN 1124-3


CODE	DN	D1 mm	A mm	L mm	kg		€
819040000	40	42	30	84	0,098	1	15,48
819050000	50	53	38	94	0,138	1	16,66
819065000	65	73	55	135	0,335	1	21,64
819080000	80	88,9	60	145	0,438	1	23,11
819100000	100	102	70	180	0,622	1	25,94
819125000	125	133	75	190	1,000	1	35,08
819150000	150	159	80	200	1,290	1	49,14

B 100 102

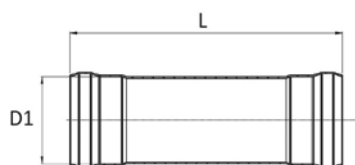
819/001

MANICOTTO PASSANTE

- SLIP COUPLING
- SCHIEBEMUFFE
- MANCHON LONG
- MANGUITO SIN TOPE

MATERIAL: AISI 316L – 1.4404

GASKET: EPDM cod. 826/G (Ø 40 ÷ 150)

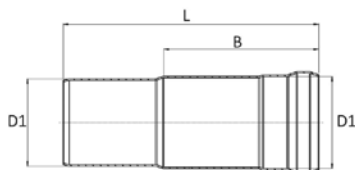
NORM: EN 1124-3


CODE	DN	D1 mm	L mm	kg		€
819040001	40	42	142	0,163	1	24,21
819050001	50	53	176	0,251	1	27,02
819065001	65	73	255	0,654	1	32,74
819080001	80	88,9	294	0,865	1	37,19
819100001	100	102	334	1,130	1	39,60
819125001	125	133	405	2,100	1	79,33
819150001	150	159	473	2,960	1	109,73

B 100 102

819/002**MANICOTTO PROLUNGATO**

- SLIDE COUPLING
- DEHNUNGSMUFFE
- MANCHON PROLONGÉE
- MANGUITO EXTENDIDO

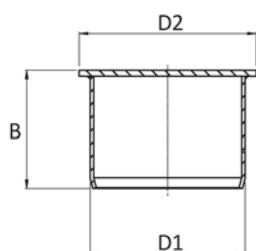
MATERIAL: AISI 316L – 1.4404**GASKET:** EPDM cod. 826/G (Ø 40 ÷ 150)**NORM:** EN 1124-3

CODE	DN	D1 mm	B mm	L mm	kg		€
819040002	40	42	70	120	0,132	1	21,25
819050002	50	53	95	155	0,214	1	25,37
819065002	65	73	140	205	0,486	1	31,68
819080002	80	88,9	135	210	0,605	1	33,35
819100002	100	102	150	240	0,794	1	35,86
819125002	125	133	158	260	1,300	1	59,59
819150002	150	159	168	285	1,758	1	77,39

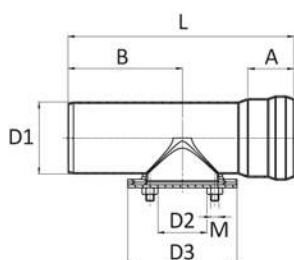
B 100 102

819/003**TAPPO**

- STOP END
- VERSCHLUSSSTOPFEN
- BOUCHON
- TAPÓN

MATERIAL: AISI 316L – 1.4404

CODE	DN	D1 mm	D2 mm	B mm	kg		€
819040003	40	42	50	30	0,068	1	18,53
819050003	50	53	60	38	0,106	1	21,35
819065003	65	73	80	55	0,230	1	25,02
819080003	80	88,9	98	60	0,317	1	31,65
819100003	100	102	112	70	0,420	1	39,09
819125003	125	133	145	77	0,634	1	57,31
819150003	150	159	174	82	0,854	1	63,34

B 100 102


819/004

ISPEZIONE

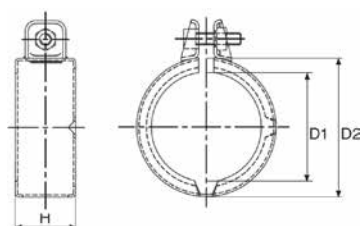
- CLEANOUT PORT
- REVISIONSROHR
- OUVERTURE DE NETTOYAGE
- INSPECCIÓN

MATERIAL: AISI 316L – 1.4404

GASKET: EPDM cod. 826/GV (Ø 40 ÷ 65)
EPDM cod. 826/G (Ø 80 ÷ 150)

NORM: EN 1124-3

CODE	DN	D1 mm	D2 mm	D3 mm	A mm	L mm	M	Screw Nr.	B mm	kg		€
819040004	40	42	42	70	30	143	M6	4	70	0,286	1	68,65
819050004	50	53	53	80	38	165	M6	4	84	0,380	1	71,01
819065004	65	73	73	105	55	225	M8	4	115	0,795	1	87,98
819080004	80	88,9	88,9	125	60	255	M8	4	130	1,070	1	97,16
819100004	100	102	88,9	125	70	291	M8	4	148	1,292	1	102,80
819125004	125	133	133	165	75	360	M8	8	182	2,647	1	173,04
819150004	150	159	133	165	80	403	M8	8	204	3,257	1	216,22



827

COLLARE ANTIFILAMENTO

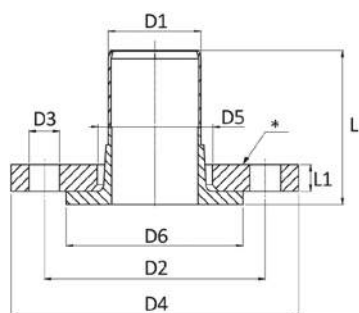
- SAFETY COLLAR
- SICHERHEITSSCHELLE
- COLLIER DE SÉCURITÉ
- ABRAZADERA DE SEGURIDAD

MATERIAL: AISI 316L – 1.4404

B 100 102

CODE	DN	D1 mm	D2 mm	H mm	kg		€
827040000	40	42	56	27	0,120	1	26,48
827050000	50	53	68	31	0,150	1	27,08
827065000	65	73	92,5	40	0,300	1	32,08
827080000	80	88,9	110,5	44	0,380	1	35,38
827100000	100	102	124,5	53	0,500	1	39,05
827125000	125	133	162	58	0,687	1	46,90
827150000	150	159	191	63	0,860	1	55,43

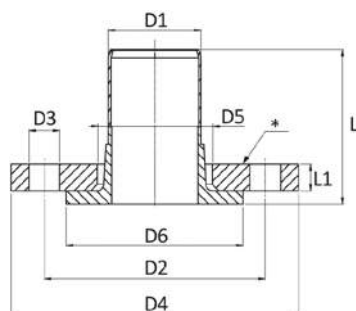
B 100 102

**820/PN6****BOCCELLO CON FLANGIA GIREVOLE**

- SLEEVE / ROTARY FLANGE
- LOSE-FLANSCH / AUSSEN
- BRIDE TOURNANTE / SORTIE A BRIDE
- BRIDA LOCA / TRONCO EMBRIDADO

MATERIAL: AISI 316L – 1.4404
NOTE: [*] S235JR (Fe 360) zincata -
galvanized - verzinkt - galvanisés -
galvanizado
PN 6

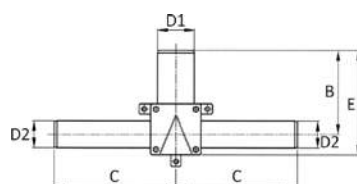
CODE	DN	D1 mm	L mm	L1 mm	D2 mm	D3 mm	D4 mm	D5 mm	D6 mm	Holes Nr.	kg		€
820040006	40	42	70	12	100	14	130	54,5	80	4	1,304	1	56,33
820050006	50	53	80	12	110	14	140	67	90	4	1,544	1	68,50
820065006	65	73	100	12	130	14	160	86	110	4	1,975	1	84,10
820080006	80	88,9	110	14	150	18	190	99	128	4	3,166	1	118,49
820100006	100	102	130	14	170	18	210	118	148	4	3,805	1	134,87
820125006	125	133	150	14	200	18	240	140	178	8	4,770	1	227,87
820150006	150	159	170	14	225	18	265	166	202	8	5,516	1	277,37

**820/PN16****BOCCELLO CON FLANGIA GIREVOLE PN16**

- SLEEVE / ROTARY FLANGE PN16
- LOSE-FLANSCH / AUSSEN PN16
- BRIDE TOURNANTE / SORTIE A BRIDE PN16
- BRIDA LOCA / TRONCO EMBRIDADO PN16

MATERIAL: AISI 316L – 1.4404
NOTE: [*] S235JR (Fe 360) zincata -
galvanized - verzinkt - galvanisés -
galvanizado
PN 16

CODE	DN	D1 mm	L mm	L1 mm	D2 mm	D3 mm	D4 mm	D5 mm	D6 mm	Holes Nr.	kg		€
820040010	40	42	70	16	110	18	150	54,5	88	4	2,181	1	61,39
820050010	50	53	80	18	125	18	165	67	102	4	2,978	1	85,08
820065010	65	73	100	18	145	18	185	86	122	4	3,659	1	97,39
820080010	80	88,9	110	20	160	18	200	99	138	8	4,580	1	120,82
820100010	100	102	130	20	180	18	220	118	158	8	5,455	1	151,91
820125010	125	133	150	22	210	18	250	140	188	8	7,377	1	248,98
820150010	150	159	170	22	240	22	285	166	212	8	9,029	1	301,39


 Articolo speciale a richiesta.
 Special code on demand.
820/I**BRAGA RIDOTTA CON ISPEZIONE**

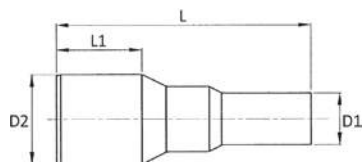
- REDUCED BRANCH WITH CLEANOUT
- REDUZIERTER BRANCH / INSPEKTION
- EMBRANCHEMENT RÉDUIT / INSPECTION
- DERIVACIÓN REDUCIDA / INSPECCIÓN

MATERIAL: AISI 316L – 1.4404

B 100 102

CODE	DN1	DN2	D1 mm	D2 mm	B mm	C mm	E mm	kg		€
820205000	65	50	73	53	165	240	205	2,120	1	95,71
820260000	65	50	73	53	220	240	260	2,280	1	127,16

B 100 102


 Articolo speciale a richiesta.
 Special code on demand.

820/R

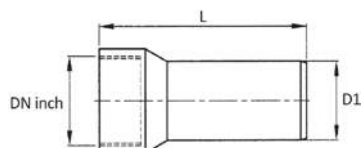
RIDUZIONE L=1000 MM

- REDUCER WITHOUT SOCKET L=1000 MM
- REDUZIERSTÜCK A-A L=1000 MM
- RÉDUCTION L=1000 MM
- REDUCCIÓN L=1000 MM

MATERIAL: AISI 316L - 1.4404

CODE	D1 mm	D2 mm	L mm	L1 mm	kg		€
820065040	42	73	1000	70	1,336	1	47,64

B 100 102



820/F

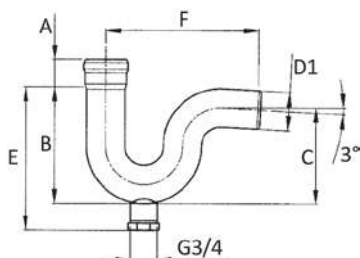
RACCORDO FILETTATO FEMMINA

- FEMALE THREADED CONNECTOR
- ÜBERGANGSSTÜCK MIT IG
- RACCORD FILETÉ FEMELLE
- RACOR ROSCA HEMBRA

MATERIAL: AISI 316L - 1.4404

CODE	DN	D1 mm	DN inch	L mm	kg		€
820040100	40	42	1"	140	0,370	1	70,44
820040114	40	42	1"1/4	140	0,310	1	35,43
820040112	40	42	1"1/2	140	0,350	1	37,35
820050114	50	53	1"1/4	140	0,390	1	81,66
820050112	50	53	1"1/2	140	0,340	1	84,68
820050200	50	53	2"	140	0,560	1	88,88

B 100 102



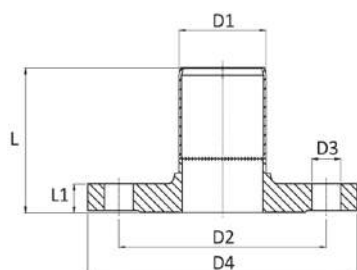
820/S

SIFONE

- TRAP
- SYPHON
- SIPHON
- SIFÓN

 MATERIAL: AISI 316L - 1.4404
 GASKET: EPDM cod. 826/GV (Ø 40 ÷ 50)
 NORM: EN 1124-3

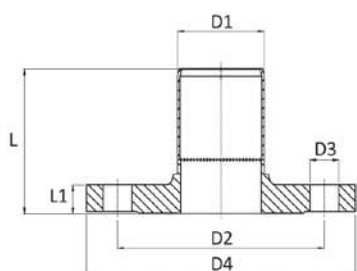
CODE	DN	D1 mm	A mm	B mm	C mm	E mm	F mm	kg		€
820040000	40	42	30	128	105	162	172	0,700	1	110,70
820050000	50	53	38	161	132,5	198	212	0,990	1	155,13

**821/PN6****B 100 102****FLANGIA CON RACCORDO MASCHIO**

- FLANGE WITH SPIGOT
- FLANSCHADAPTER / AUSSEN
- BRIDE DE RACCORD / MALE
- BRIDA ADAPTADOR / MACHO

MATERIAL: AISI 316L - 1.4404**PN 6**

CODE	DN	D1 mm	L mm	L1 mm	D2 mm	D3 mm	D4 mm	Holes Nr.	kg		€
821040006	40	42	70	14	100	14	130	4	1,301	1	56,33
821050006	50	53	78,5	14	110	14	140	4	1,475	1	68,50
821065006	65	73	97,5	14	130	14	160	4	1,897	1	84,10
821080006	80	88,9	105	16	150	18	190	4	2,979	1	118,49
821100006	100	102	115	16	170	18	210	4	3,497	1	134,87
821125006	125	133	116	10	200	18	240	8	2,792	1	227,87
821150006	150	159	122	10	225	18	265	8	3,245	1	270,82

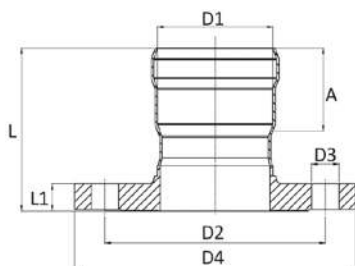
**821/PN16****B 100 102****FLANGIA CON RACCORDO MASCHIO
PN16**

- FLANGE WITH SPIGOT PN16
- FLANSCHADAPTER / AUSSEN PN16
- BRIDE DE RACCORD / MALE PN16
- BRIDA ADAPTADOR / MACHO PN16

MATERIAL: AISI 316L - 1.4404**PN 16**

CODE	DN	D1 mm	L mm	L1 mm	D2 mm	D3 mm	D4 mm	Holes Nr.	kg		€
821040010	40	42	72	16	110	18	150	4	1,968	1	70,16
821050010	50	53	72,5	18	125	18	165	4	2,650	1	89,13
821065010	65	73	101,5	18	145	18	185	4	3,270	1	102,02
821080010	80	88,9	109	20	160	18	200	8	3,995	1	120,82
821100010	100	102	119	20	180	18	220	8	4,670	1	151,91
821125010	125	133	118	12	210	18	250	8	3,625	1	231,66
821150010	150	159	125	12	240	22	285	8	4,482	1	278,46

B 100 102



822/PN6

FLANGIA CON RACCORDO FEMMINA

- FLANGE WITH SOCKET
- FLANSCHADAPTER / INNEN
- BRIDE DE RACCORD / FEMELLE
- BRIDA ADAPTADOR / HEMBRA

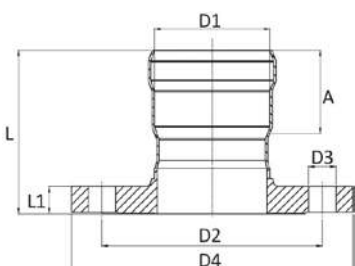
MATERIAL: AISI 316L – 1.4404

GASKET: EPDM cod. 826/GV (Ø 40 ÷ 65)
 EPDM cod. 826/G (Ø 80 ÷ 150)

NORM: EN 1124-3

PN 6

CODE	DN	D1 mm	A mm	L mm	L1 mm	D2 mm	D3 mm	D4 mm	Holes Nr.	kg		€
822040006	40	42	30	67	14	100	14	130	4	1,304	1	62,59
822050006	50	53	38	75	14	110	14	140	4	1,477	1	79,07
822065006	65	73	55	104	14	130	14	160	4	1,931	1	101,57
822080006	80	88,9	60	100	16	150	18	190	4	2,986	1	139,47
822100006	100	102	70	125	16	170	18	210	4	3,563	1	178,66
822125006	125	133	75	112	10	200	18	240	8	2,815	1	198,74
822150006	150	159	80	118	10	225	18	265	8	3,270	1	231,50



822/PN16

FLANGIA CON RACCORDO FEMMINA PN16

- FLANGE WITH SOCKET PN16
- FLANSCHADAPTER / INNEN PN16
- BRIDE DE RACCORD / FEMELLE PN16
- BRIDA ADAPTADOR / HEMBRA PN16

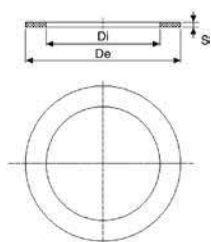
MATERIAL: AISI 316L – 1.4404

GASKET: EPDM cod. 826/GV (Ø 40 ÷ 65)
 EPDM cod. 826/G (Ø 80 ÷ 150)

NORM: EN 1124-3



PN 16

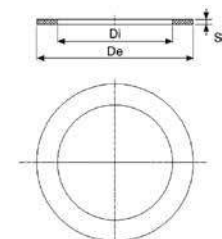
CODE	DN	D1 mm	A mm	L mm	L1 mm	D2 mm	D3 mm	D4 mm	Holes Nr.	kg		€
822040010	40	42	30	69	16	110	18	150	4	1,972	1	81,07
822050010	50	53	38	79	18	125	18	165	4	2,653	1	90,57
822065010	65	73	55	108	18	145	18	185	4	3,301	1	107,50
822080010	80	88,9	60	104	20	160	18	200	4	4,000	1	123,77
822100010	100	102	70	129	20	180	18	220	8	4,736	1	191,89
822125010	125	133	75	114	12	210	18	250	8	3,648	1	217,76
822150010	150	159	80	120	12	240	22	285	8	4,504	1	248,98

**434/PN 6****R 30 30****GUARNIZIONE ECOLOGICA PER FLANGE**

- GASKET FOR FLANGE
- FLANSCHDICHTUNG
- JOINT POUR BRIDE
- JUNTA ECOLOGICA PARA BRIDA



PN 6
MATERIAL: Sesalit Eco
NORM: EN 1092-1

CODE	DN	De mm	Di mm	S mm			€
434040006	40 - [1 1/2"]	85	45	2	14	10	1,79
434050006	50 - [2"]	95	57	2	15	10	2,72
434065006	65 - [2 1/2"]	115	76	2	19	10	3,74
434080006	80 - [3"]	132	89	2	26	10	4,45
434100006	100 - [4"]	152	108	2	29	10	5,27
434125006	125 - [5"]	182	133	2	41	10	7,31
434150006	150 - [6"]	207	160	2	38	10	8,32

**434/PN 10-16****R 30 30****GUARNIZIONE ECOLOGICA PER FLANGE**

- GASKET FOR FLANGE
- FLANSCHDICHTUNG
- JOINT POUR BRIDE
- JUNTA ECOLOGICA PARA BRIDA

PN 10/16
MATERIAL: Sesalit Eco
NORM: EN 1092-1

CODE	DN	De mm	Di mm	S mm			€
434040000	40 - [1 1/2"]	92	45	2	17	10	1,79
434050000	50 - [2"]	108	57	2	22	10	2,70
434065000	65 - [2 1/2"]	127	76	2	27	10	3,72
434080000	80 - [3"]	142	89	2	30	10	4,41
434100000	100 - [4"]	162	108	2	38	10	5,06
434125000	125 - [5"]	192	140	2	44	10	7,10
434150000	150 - [6"]	218	169	2	55	10	8,10

Sesalit ECO: fibre organiche e sintetiche legate con gomma NBR/SBR esente amianto

IMPIEGHI: Acqua calda e fredda, olii vegetali ed animali, aria, alcuni carburanti (no GAS)
LIMITI DI TEMPERATURA ORIENTATIVI

Temperatura massima per brevi esposizioni: 180°-200° C

Temperatura massima di esercizio continuo per fluidi non aggressivi: 140° C

Temperatura massima di esercizio continuo con vapore: 110° C

OMOLOGAZIONI: acqua potabile WRAS n° 1605525

Sesalit ECO: organic and synthetic fibers bonded with NBR/SBR asbestos-free

USES: hot and cold water, vegetable and animal oils, air, some fuels (no GAS)
GUIDELINE TEMPERATURE LIMITS

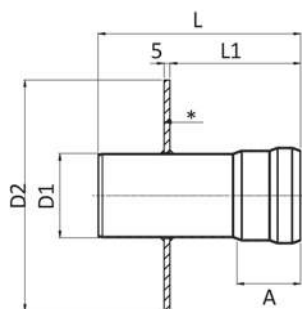
Maximum temperature for short exposure: 180°-200° C

Maximum operating temperature for continuous non-aggressive fluids: 140° C

Maximum temperature for continuous operation with steam: 110° C

APPROVAL: potable water WRAS n° 1605525

B 100 102



823/F1

PASSAGGIO STAGNO F1

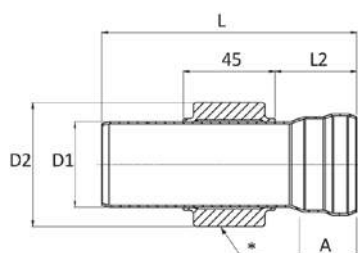
- DECK / BULKHEAD PENETRATION F1
- WANDDURCHFÜHRUNG F1
- PASSAGE ÉTANCHE F1
- PASAJE ESTAÑO F1

MATERIAL: AISI 316L – 1.4404

NOTE: (*) S235JR (Fe 360) verniciato – painted – bemalt – peint – pintado
 EPDM cod. 826/GV (Ø 40 ÷ 65)
 EPDM cod. 826/G (Ø 80 ÷ 150)

GASKET:
NORM: EN 1124-3

CODE	DN	D1 mm	L mm	L1 mm	D2 mm	A mm	kg		€
823040000	40	42	161	93	200	30	1,345	1	54,94
823050000	50	53	202	118	200	38	1,410	1	56,66
823065000	65	73	279	165	200	55	1,470	1	71,43
823080000	80	88,9	332	194	200	60	1,510	1	81,66
823100000	100	102	381	223	200	70	2,130	1	91,02
823125000	125	133	479	275	250	75	3,775	1	129,39
823150000	150	159	562	319	250	80	4,511	1	151,79



823/M1

PASSAGGIO STAGNO M1

- DECK / BULKHEAD PENETRATION M1
- WANDDURCHFÜHRUNG M1
- PASSAGE ÉTANCHE M1
- PASAJE ESTAÑO M1

MATERIAL: AISI 316L – 1.4404

NOTE: (*) S235JR (Fe 360) verniciato – painted – bemalt – peint – pintado
 EPDM cod. 826/GV (Ø 40 ÷ 65)
 EPDM cod. 826/G (Ø 80 ÷ 150)

GASKET:
NORM: EN 1124-3

CODE	DN	D1 mm	L mm	L2 mm	D2 mm	A mm	kg		€
823040001	40	42	125	40	61	30	0,533	1	39,57
823050001	50	53	145	50	70	38	0,612	1	46,16
823065001	65	73	175	65	88,9	55	0,926	1	63,03
823080001	80	88,9	185	70	110	60	1,394	1	73,83
823100001	100	102	205	80	121	70	1,501	1	79,56
823125001	125	133	215	85	150	75	1,979	1	99,23
823150001	150	159	225	90	178	80	2,613	1	147,42

B 100 102

823/M2**PASSAGGIO STAGNO M2**

- DECK / BULKHEAD PENETRATION M2
- WANDDURCHFÜHRUNG M2
- PASSAGE ÉTANCHE M2
- PASAJE ESTAÑO M2

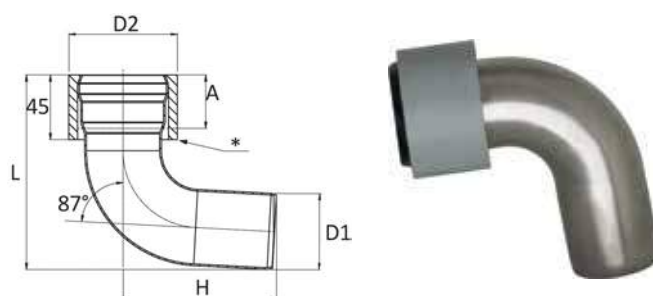
MATERIAL: AISI 316L - 1.4404**NOTE:** (*) S235JR (Fe 360) verniciato - painted - bemalt - peint - pintado**GASKET:** EPDM cod. 826/GV (Ø 40 ÷ 65)
EPDM cod. 826/G (Ø 80 ÷ 150)**NORM:** EN 1124-3

CODE	DN	D1 mm	L mm	D2 mm	A mm	kg		€
823040002	40	42	108	62,5	30	0,485	1	31,83
823050002	50	53	125	75	38	0,645	1	32,98
823065002	65	73	155	101	55	1,180	1	46,21
823080002	80	88,9	178	113,5	60	1,200	1	57,09
823100002	100	102	198	133	70	1,760	1	71,51
823125002	125	133	245	168	75	2,773	1	90,16
823150002	150	159	284	193	80	3,116	1	125,58

B 100 102

823/M3**PASSAGGIO STAGNO M3**

- DECK / BULKHEAD PENETRATION M3
- WANDDURCHFÜHRUNG M3
- PASSAGE ÉTANCHE M3
- PASAJE ESTAÑO M3

MATERIAL: AISI 316L - 1.4404**NOTE:** (*) S235JR (Fe 360) verniciato - painted - bemalt - peint - pintado**GASKET:** EPDM cod. 826/GV (Ø 40 ÷ 65)
EPDM cod. 826/G (Ø 80 ÷ 100)**NORM:** EN 1124-3

CODE	DN	D1 mm	L mm	D2 mm	H mm	A mm	kg		€
823040003	40	42	106	62,5	88	30	0,564	1	33,40
823050003	50	53	129,5	75	106	38	0,771	1	45,73
823065003	65	73	174,5	101	142	55	1,510	1	73,32
823080003	80	88,9	201	113,5	162	60	1,485	1	91,87
823100003	100	102	231	133	186	70	2,365	1	131,24

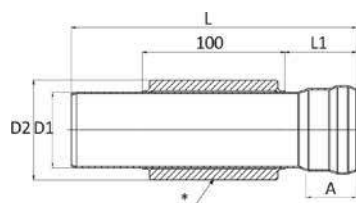
B 100 102

823/M4

PASSAGGIO STAGNO M4

- DECK / BULKHEAD PENETRATION M4
- WANDDURCHFÜHRUNG M4
- PASSAGE ÉTANCHE M4
- PASAJE ESTAÑO M4

MATERIAL: AISI 316L – 1.4404
NOTE: [*] S235JR [Fe 360] verniciato – painted – bemalt – peint – pintado
GASKET: EPDM cod. 826/GV (Ø 40 ÷ 65)
EPDM cod. 826/G (Ø 80 ÷ 150)
NORM: EN 1124-3



CODE	DN	D1 mm	L mm	L1 mm	D2 mm	A mm	kg		€
823040004	40	42	180	40	61	30	1,195	1	53,35
823050004	50	53	200	50	70	38	1,320	1	75,42
823065004	65	73	230	65	88,9	55	1,820	1	81,26
823080004	80	88,9	240	70	110	60	2,835	1	92,65
823100004	100	102	260	80	121	70	2,895	1	109,19
823125004	125	133	270	85	150	75	3,462	1	136,46
823150004	150	159	280	90	178	80	4,675	1	188,92

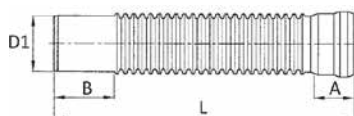
B 100 102

824/G

FLESSIBILE PER SCARICHI / GRAVITÀ

- FLEXIBLE PIPE FOR DRAINS / GRAVITY
- FLEXIBEL ROHR / SCHWERKRAFT
- TUYAU FLEXIBLE / GRAVITÉ
- TUBO FLEXIBLE / GRAVITACIÓN

MATERIAL: AISI 316L – 1.4404
GASKET: EPDM cod. 826/GV (Ø 50)
NORM: EN 1124-3



CODE	DN	D1 mm	A mm	L mm	B mm	kg		€
8240500600	50	53	38	600	55	0,780	1	204,58
8240500750	50	53	38	750	55	0,960	1	225,20
8240501000	50	53	38	1000	55	1,260	1	251,63
8240501250	50	53	38	1250	55	1,550	1	278,49

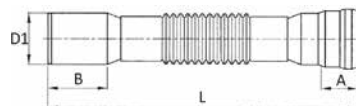
B 100 102

824/V

FLESSIBILE PER SCARICHI / VUOTO

- FLEXIBLE PIPE FOR DRAINS / VACUUM
- FLEXIBEL ROHR / VAKUUM
- TUYAU FLEXIBLE / VIDE
- TUBO FLEXIBLE / VACÍO

MATERIAL: AISI 316L – 1.4404
GASKET: EPDM cod. 826/GV (Ø 50)
NORM: EN 1124-3





CODE	DN	D1 mm	A mm	L mm	B mm	kg		€
8240501100	50	53	38	1100	62	1,000	1	317,52
8240501500	50	53	38	1500	62	1,270	1	367,53
8240502000	50	53	38	2000	62	1,630	1	431,04
8240502500	50	53	38	2500	62	1,980	1	475,11

B 100 102

825/01**POZZETTO CON FLANGIA / ATTACCO ORIZZONTALE**

- SCUPPER WITH FLANGE / HORIZONTAL OUTLET
- BODENABLAUF MIT FLANSCH / HORIZONTAL ABGANG
- BONDE AVEC BRIDE / LATÉRAL
- DESAGÜE CON BRIDA / LATÉRAL

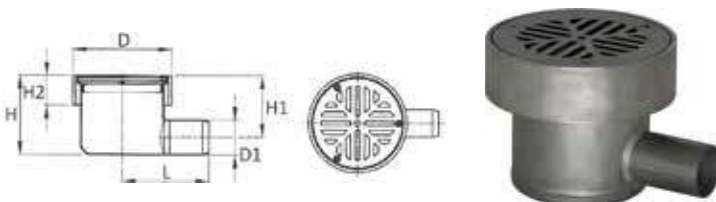
MATERIAL: AISI 316L - 1.4404**NOTE:** Senza sifone - Without siphon - Ohne Syphon - Sans siphon - Sin sifón



CODE	DN	D1 mm	L mm	H mm	H1 mm	D mm	D2 mm			€
825040011	40	42	125,5	124,5	92	138	200	1,800	1	242,84
825050011	50	53	125,5	124,5	92	138	200	1,750	1	245,96
825065011	65	73	142,5	124,5	88	138	200	1,800	1	249,60

B 100 102

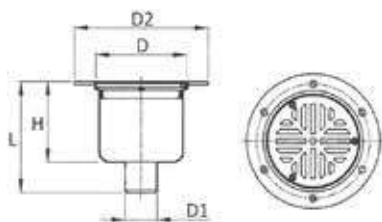
825/02**POZZETTO A SALDARE / ATTACCO ORIZZONTALE**

- SCUPPER TO WELD / HORIZONTAL OUTLET
- BODENABLAUF ZU SCHWEISSEN / HORIZONTAL ABGANG
- BONDE À SOUDER / LATÉRAL
- DESAGÜE PARA SOLDAR / LATÉRAL

MATERIAL: AISI 316L - 1.4404**NOTE:** Senza sifone - Without siphon - Ohne Syphon - Sans siphon - Sin sifón

CODE	DN	D1 mm	L mm	H mm	H1 mm	H2 mm	D mm			€
825040022	40	42	115	124,5	92	45	150	1,750	1	194,14
825050022	50	53	115	124,5	92	45	150	1,750	1	196,56
825065022	65	73	142,5	124,5	88	45	150	1,800	1	199,68

B 100 102



825/03

POZZETTO CON FLANGIA / ATTACCO VERTICALE

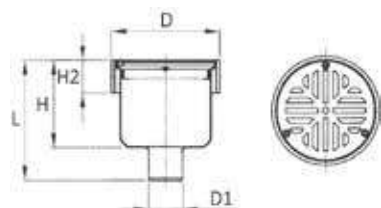
- SCUPPER WITH FLANGE / VERTICAL OUTLET
- BODENABLAUF MIT FLANSCH / VERTIKAL ABGANG
- BONDE AVEC BRIDE / VERTICAL
- DESAGÜE CON BRIDA / VERTICAL

MATERIAL: AISI 316L - 1.4404

NOTE: Senza sifone - Without siphon - Ohne Syphon - Sans siphon - Sin sifón

CODE	DN	D1 mm	L mm	H mm	D mm	D2 mm	kg		€
825040033	40	42	172	124,5	138	200	1,800	1	242,84
825050033	50	53	179,5	124,5	138	200	1,750	1	245,96
825065033	65	73	198,5	124,5	138	200	1,800	1	249,60

B 100 102



825/04

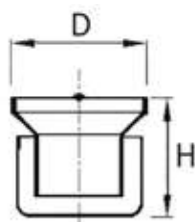
POZZETTO A SALDARE / ATTACCO VERTICALE

- SCUPPER TO WELD / VERTICAL OUTLET
- BODENABLAUF ZU SCHWEISSEN / VERTIKAL ABGANG
- BONDE À SOUDER / VERTICAL
- DESAGÜE PARA SOLDAR / VERTICAL

MATERIAL: AISI 316L - 1.4404

NOTE: Senza sifone - Without siphon - Ohne Syphon - Sans siphon - Sin sifón

CODE	DN	D1 mm	L mm	H mm	H2 mm	D mm	kg		€
825040044	40	42	179,5	124,5	45	150	1,750	1	194,14
825050044	50	53	179,5	124,5	45	150	1,750	1	196,56
825065044	65	73	198,5	124,5	45	150	1,800	1	199,68



NEW

820/P

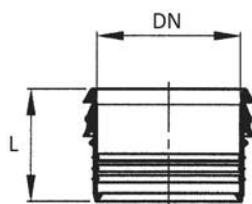
SIFONE PER POZZETTO DI SCARICO

- SIPHON FOR SCUPPER DRAIN
- SIPHON FÜR BODENABLAUF
- SIPHON POUR BONDE
- SIFÓN PARA DESAGÜE

MATERIAL: AISI 316L - 1.4404



NOTE: per / for / für / pour / para 825/01÷04

CODE	D mm	H mm	kg		€
820000000	106	96	0,365	1	65,52

**826/GV****B 100 102****ANELLO DI TENUTA / GRAVITÀ + VUOTO**

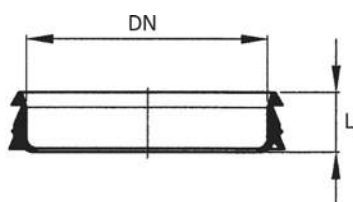
- SEAL / GRAVITY + VACUUM
- DICHTUNG / SCHWERKRAFT + VAKUUM
- JOINT / GRAVITÉ + VIDE
- GUARNICIÓN / GRAVITACIÓN + VACÍO

MATERIAL: gomma / rubber EPDM

CODE	DN	L mm			€
826040000	40	34,5	0,010	1	1,16
826050000	50	42,5	0,018	1	1,41
826065000	65	59,5	0,035	1	2,31



Gli elementi RM DRAIN DN 40 - DN 50 e DN 65 vengono forniti dalla fabbrica con guarnizioni modello "lungo", adatte per impianti sia a gravità sia a vuoto, mentre quelli DN 80 ÷ DN 150 vengono forniti con guarnizioni modello corto, adatte soltanto per impianti a gravità. Le guarnizioni modello corto sono disponibili anche per i diametri DN 40 - DN 50 e DN 65.

RM DRAIN DN 40 - DN 50 e DN 65 are supplied with long seals, suitable for gravity or vacuum systems, while DN 80 ÷ DN 150 are supplied with short seals, suitable for gravity systems only. Short seal are available for DN 40 - DN 50 and DN 65 as well.

**826/G****B 100 102****ANELLO DI TENUTA / GRAVITÀ**



- SEAL / GRAVITY
- DICHTUNG / SCHWERKRAFT
- JOINT / GRAVITÉ
- GUARNICIÓN / GRAVITACIÓN

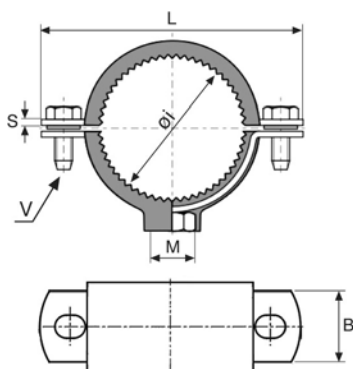
MATERIAL: gomma / rubber EPDM

CODE	DN	L mm			€
826040001	40	15	0,007	1	0,98
826050001	50	18	0,012	1	1,21
826065001	65	21	0,020	1	1,71
826080001	80	22,5	0,029	1	1,74
826100001	100	27	0,051	1	1,90
826125001	125	29	0,080	1	2,97
826150001	150	36	0,138	1	3,93

**826/L****B 100 102****TUBETTO LUBRIFICANTE 150 GR**

- LUBRICANT 150 GR
- SCHMIERSTOFF 150 GR
- LUBRIFIANT 150 GR
- LUBRICANTE 150 GR

CODE			€
826000002	0,150	1	3,04

A 50 50


156/G

COLLARE CON GOMMA

- CLAMP WITH RUBBER
- ROHRSCHELLE MIT GUMMIEINLAGE
- COLLIER DE FIXATION GARNITURE ISOPHONIQUE
- ABRAZADERA ISOFÓNICA

MATERIAL: AISI 304 / W. 1.4301

VULCANIZED RUBBER: EPDM [-20° C/+120° C]
 durezza/hardness 55 Shore

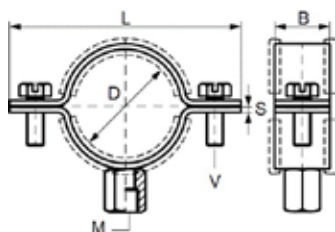
NOTE: dado saldato con puntatura elettrica
 spot welded nut

 Luglio 2018
 July 2018

 Conforme a
 Conform to
 Entsprechend
 Correspondant
 Conforme a la

DIN 4109

CODE	Øi mm	M	V mm	B mm	L mm	S mm			€
156114304G	42	M 8	M 6 x 20	20	85	2	120	50	7,96
156112304G	53	M 8	M 6 x 20	20	97	2	142	50	8,69
156212304G	73	M 10	M 6 x 25	30	128	2	308	10	13,20
156300304G	88,9	M 10	M 6 x 25	30	148	2	346	10	14,30

A 50 50


156/G

COLLARE CON GOMMA

- CLAMP WITH RUBBER
- ROHRSCHELLE MIT GUMMIEINLAGE
- COLLIER DE FIXATION GARNITURE ISOPHONIQUE
- ABRAZADERA ISOFÓNICA

MATERIAL: AISI 316 / W. 1.4401

VULCANIZED RUBBER: EPDM [-20° C/+120° C]
 durezza/hardness 55 Shore

NOTE: dado saldato con puntatura elettrica
 spot welded nut

 Luglio 2018
 July 2018

CODE	Øi mm	M	V mm	B mm	L mm	S mm			€
156312304G*	102	M 8/10	M 6 x 30	20	177	2	213	10	16,08
156133304G*	133	M 8/10	M 6 x 20	20	197	2	215	10	19,34
156159304G*	159	M 8/10	M 6 x 20	20	217	2	240	10	21,30

*Gomma staccabile - Detachable rubber - Abnehmbare Gummi - Caoutchouc amovible - Goma desmontable



Raccordi a saldare e filettati in acciaio inoxidabile

STAINLESS STEEL WELDING AND THREADED FITTINGS

SCHWEISS-UND GEWINDEFITTINGE AUS EDELSTAHL

RACCORDS EN ACIER INOXYDABLE FILETÉS ET À SOUDER

RACORES A SOLDAR Y ROSCAR EN ACERO INOXISABLE

AGGIORNAMENTO – UPDATE

Luglio 2018
July 2018

ACCIAI INOSSIDABILI - STAINLESS STEEL - EDELSTAHL - INOX - ACERO INOXIDABLE

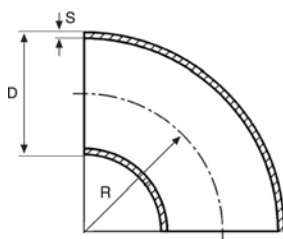
Codice / Code ASTM (USA)	EN 10088	
	No	Name
AISI 304	1.4301	X5CrNi18-10
AISI 316	1.4401	X5CrNiMo17-12-2
AISI 304L	1.4307	X2CrNi18-9
AISI 316L	1.4404	X2CrNiMo17-12-2

Certificazioni / Certifications


CONFORMITÀ AL DECRETO MINISTERIALE 174/2004

TIFQ-0311R99

A 10 11



700/304L

CURVA 3D 90° DA TUBO SALDATO

- WELDED ELBOW 3D 90°
- ROHRBOGEN GESCHWEISST BA3 90°
- COURBE 3D 90° À SOUDER
- CODO 3D 90°

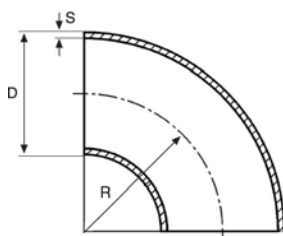
MATERIAL: AISI 304L / W. 1.4307
NORM: EN 10253-3 (DIN 2605)

Thickness: 2 mm

CODE	DN inch	DN	D mm	S mm	R mm				€
700213304	1/2"	15	21,3	2	28	40	10	-	4,05
700269304	3/4"	20	26,9	2	29	60	10	-	4,14
700337304	1"	25	33,7	2	38	100	10	5800	4,70
700424304	1 1/4"	32	42,4	2	48	152	10	2560	5,97
700483304	1 1/2"	40	48,3	2	57	215	10	1560	6,86
700603304	2"	50	60,3	2	76	350	10	1170	9,62
700761304	2 1/2"	65	76,1	2	95	560	5	385	14,81
700889304	3"	80	88,9	2	114	810	5	350	19,80
700101304	3 1/2"	90	101,6	2	133,5	954	4	216	29,62
700114304	4"	100	114,3	2	152	1300	4	152	29,87
700139304	5"	125	139,7	2	190	2100	1	84	62,69
700168304	6"	150	168,3	2	229	2840	1	60	79,38
700219304	8"	200	219,1	2	305	5150	1	24	146,37

Tolleranze dimensionali / Dimensional tolerances

D = il maggiore tra / the bigger between $\pm 1\% \times D \pm 0,5 \text{ mm}$ S = $-12,5\% \times S / +20\% \times S$ R = $\pm 2 \text{ mm}$



700/316L

CURVA 3D 90° DA TUBO SALDATO

- WELDED ELBOW 3D 90°
- ROHRBOGEN GESCHWEISST BA3 90°
- COURBE 3D 90° À SOUDER
- CODO 3D 90°

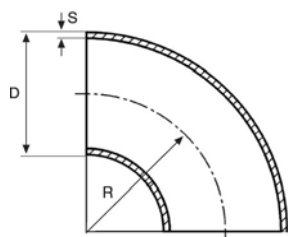
MATERIAL: AISI 316L / W. 1.4404
NORM: EN 10253-3 (DIN 2605)

Thickness: 2 mm

CODE	DN inch	DN	D mm	S mm	R mm				€
700213316	1/2"	15	21,3	2	28	40	10	-	4,84
700269316	3/4"	20	26,9	2	29	60	10	-	5,38
700337316	1"	25	33,7	2	38	100	10	5800	5,97
700424316	1 1/4"	32	42,4	2	48	152	10	2560	7,51
700483316	1 1/2"	40	48,3	2	57	215	10	1560	8,84
700603316	2"	50	60,3	2	76	350	10	1170	13,03
700761316	2 1/2"	65	76,1	2	95	560	5	385	22,22
700889316	3"	80	88,9	2	114	810	5	350	27,20
700101316	3 1/2"	90	101,6	2	133,5	954	4	216	38,06
700114316	4"	100	114,3	2	152	1300	4	152	43,14
700139316	5"	125	139,7	2	190	2100	1	84	82,49
700168316	6"	150	168,3	2	229	2840	1	60	101,11
700219316	8"	200	219,1	2	305	5150	1	24	186,51

Tolleranze dimensionali / Dimensional tolerances

D = il maggiore tra / the bigger between $\pm 1\% \times D \pm 0,5 \text{ mm}$ S = $-12,5\% \times S / +20\% \times S$ R = $\pm 2 \text{ mm}$

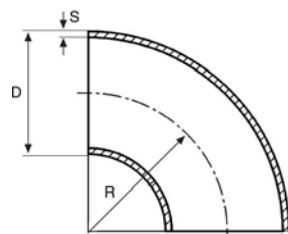
**701/304L****A 10 11****CURVA 3D 90° DA TUBO SALDATO**

- WELDED ELBOW 3D 90°
- ROHRBOGEN GESCHWEISST BA3 90°
- COURBE 3D 90° À SOUDER
- CODO 3D 90°

MATERIAL: AISI 304L / W. 1.4307**NORM:** EN 10253-3 (DIN 2605)**Thickness: 3 mm**

CODE	DN inch	DN	D mm	S mm	R mm				€
701337304	1"	25	33,7	3	38	140	10	5800	7,36
701424304	1 1/4"	32	42,4	3	48	210	10	2560	8,89
701483304	1 1/2"	40	48,3	3	57	318	10	1560	9,23
701603304	2"	50	60,3	3	76	500	10	1170	13,18
701761304	2 1/2"	65	76,1	3	95	640	5	385	19,15
701889304	3"	80	88,9	3	114	1130	5	350	27,65
701101304	3 1/2"	90	101,6	3	133,5	1524	4	216	38,91
701114304	4"	100	114,3	3	152	1575	4	152	44,97
701139304	5"	125	139,7	3	190	3135	1	84	81,27
701168304	6"	150	168,3	3	229	4390	1	60	114,19
701219304	8"	200	219,1	3	305	7365	1	24	194,76

Tolleranze dimensionali / Dimensional tolerances

D = il maggiore tra / the bigger between $\pm 1\% \times D / \pm 0,5 \text{ mm}$ S = $-12,5\% \times S / +20\% \times S$ R = $\pm 2 \text{ mm}$ **701/316L****A 10 11****CURVA 3D 90° DA TUBO SALDATO**

- WELDED ELBOW 3D 90°
- ROHRBOGEN GESCHWEISST BA3 90°
- COURBE 3D 90° À SOUDER
- CODO 3D 90°

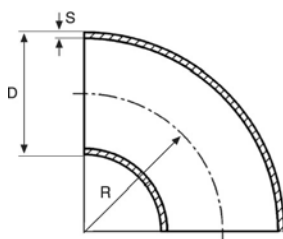
MATERIAL: AISI 316L / W. 1.4404**NORM:** EN 10253-3 (DIN 2605)**Thickness: 3 mm**

CODE	DN inch	DN	D mm	S mm	R mm				€
701337316	1"	25	33,7	3	38	140	10	5800	9,08
701424316	1 1/4"	32	42,4	3	48	210	10	2560	10,96
701483316	1 1/2"	40	48,3	3	57	318	10	1560	12,78
701603316	2"	50	60,3	3	76	500	10	1170	17,03
701761316	2 1/2"	65	76,1	3	95	640	5	385	27,59
701889316	3"	80	88,9	3	114	1130	5	350	37,81
701101316	3 1/2"	90	101,6	3	133,5	1524	4	216	53,72
701114316	4"	100	114,3	3	152	1575	4	152	60,09
701139316	5"	125	139,7	3	190	3135	1	84	108,96
701168316	6"	150	168,3	3	229	4390	1	60	130,33
701219316	8"	200	219,1	3	305	7365	1	24	245,51

Tolleranze dimensionali / Dimensional tolerances

D = il maggiore tra / the bigger between $\pm 1\% \times D / \pm 0,5 \text{ mm}$ S = $-12,5\% \times S / +20\% \times S$ R = $\pm 2 \text{ mm}$

A 10 11





706/304L

CURVA METRICA 90° DA TUBO SALDATO

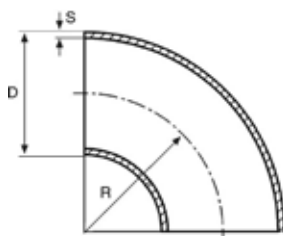
- METRIC WELDED ELBOW 90°
- METRISCHE GESCHWEISSTE ROHRBOGEN 90°
- COURBE METRIQUE 90° À SOUDER
- CODO 90° MEDIDA MÉTRICA DE TUBO SOLDADO

MATERIAL: AISI 304L / W. 1.4307
NORM: EN 10253-3 (DIN 2605)

Thickness: 1,5 mm

CODE	D mm	S mm	R mm			€
706180304	18	1,5	25	30	10	5,08
706200304	20	1,5	30	30	10	4,88
706250304	25	1,5	37	50	10	5,38
706280304	28	1,5	40	60	10	5,52
706300304	30	1,5	45	80	10	5,97
706330304	33	1,5	50	80	10	6,41
706350304	35	1,5	52,5	90	10	6,86
706380304	38	1,5	55	110	10	7,15
706400304	40	1,5	60	130	10	7,55
706508304	50,8	1,5	76	220	10	10,32
706700304	70	1,5	92	500	5	17,48

A 10 11





706/316L

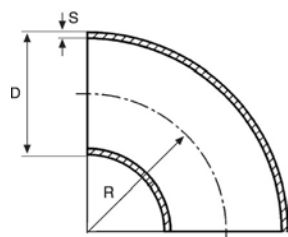
CURVA METRICA 90° DA TUBO SALDATO

- METRIC WELDED ELBOW 90°
- METRISCHE GESCHWEISSTE ROHRBOGEN 90°
- COURBE METRIQUE 90° À SOUDER
- CODO 90° MEDIDA MÉTRICA DE TUBO SOLDADO

MATERIAL: AISI 316L / W. 1.4404
NORM: EN 10253-3 (DIN 2605)

Thickness: 1,5 mm

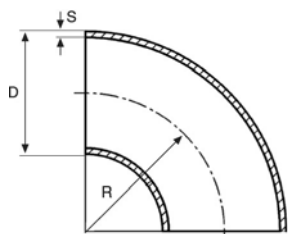
CODE	D mm	S mm	R mm			€
706180316	18	1,5	25	30	10	5,77
706200316	20	1,5	30	30	10	5,83
706250316	25	1,5	37	50	10	6,27
706280316	28	1,5	40	60	10	6,41
706300316	30	1,5	45	80	10	7,51
706330316	33	1,5	50	80	10	7,51
706350316	35	1,5	52,5	90	10	8,00
706380316	38	1,5	55	110	10	8,55
706400316	40	1,5	60	130	10	8,73
706508316	50,8	1,5	76	220	10	12,29
706700316	70	1,5	92	500	5	21,78

**707/304L****A 10 11****CURVA METRICA 90° DA TUBO SALDATO**

- METRIC WELDED ELBOW 90°
- METRISCHE GESCHWEISSTE ROHRBOGEN 90°
- COURBE METRIQUE 90° À SOUDER
- CODO 90° MEDIDA MÉTRICA DE TUBO SOLDADO

MATERIAL: AISI 304L / W. 1.4307**NORM:** EN 10253-3 (DIN 2605)**Thickness: 2 mm**

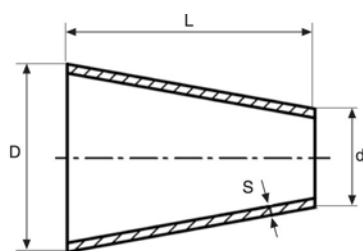
CODE	D mm	S mm	R mm			€
707200304	20	2	30	40	10	4,99
707250304	25	2	37	60	10	5,83
707300304	30	2	45	100	10	6,77
707380304	38	2	55	140	10	7,36
707400304	40	2	60	180	10	8,25
707445304	44,5	2	65	200	10	11,11
707500304	50	2	71	300	5	10,62
707540304	54	2	80	330	5	12,39
707570304	57	2	85,5	400	5	14,85
707700304	70	2	92	460	5	18,71
707840304	84	2	125	830	3	27,55
707104304	104	2	155	1190	3	37,57
707108304	108	2	142,5	1500	3	43,83
707129304	129	2	190	2000	2	80,67

**707/316L****A 10 11****CURVA METRICA 90° DA TUBO SALDATO**

- METRIC WELDED ELBOW 90°
- METRISCHE GESCHWEISSTE ROHRBOGEN 90°
- COURBE METRIQUE 90° À SOUDER
- CODO 90° MEDIDA MÉTRICA DE TUBO SOLDADO

MATERIAL: AISI 316L / W. 1.4404**NORM:** EN 10253-3 (DIN 2605)**Thickness: 2 mm**

CODE	D mm	S mm	R mm			€
707200316	20	2	30	40	10	6,37
707250316	25	2	37	60	10	7,11
707300316	30	2	45	100	10	8,69
707380316	38	2	55	140	10	10,43
707400316	40	2	60	180	10	11,15
707445316	44,5	2	65	200	10	13,43
707500316	50	2	71	300	5	14,52
707540316	54	2	80	330	5	16,69
707570316	57	2	85,5	400	5	28,19
707700316	70	2	92	460	5	24,59
707840316	84	2	125	830	3	37,73
707104316	104	2	155	1190	3	56,68
707108316	108	2	142,5	1500	3	62,80
707129316	129	2	190	2000	2	109,64



174/304L

A 10 12



RIDUZIONE CONCENTRICA DA TUBO SALDATO

- CONCENTRIC REDUCTION
- REDUZIERSTÜCK KONZENTRISCH
- RÉDUCTION À SOUDER CONCENTRIQUE
- REDUCCIÓN CONCÉNTRICA

MATERIAL: AISI 304L / W. 1.4307

NORM: EN 10253-3

Thickness: 2 mm

CODE	DN1	DN2	D mm	d mm	S mm	L mm			€
174269172	20	10	26,9	17,2	2	38	40	10	11,35
174269213	20	15	26,9	21,3	2	38	45	10	8,14
174337172	25	10	33,7	17,2	2	51	65	10	13,63
174337213	25	15	33,7	21,3	2	51	67	10	10,58
174337269	25	20	33,7	26,9	2	51	70	10	6,22
174424213	32	15	42,4	21,3	2	51	75	10	17,77
174424269	32	20	42,4	26,9	2	51	130	10	13,43
174424337	32	25	42,4	33,7	2	51	100	10	7,03
174483213	40	15	48,3	21,3	2	64	110	10	24,59
174483269	40	20	48,3	26,9	2	64	120	10	16,07
174483337	40	25	48,3	33,7	2	64	160	10	12,67
174483424	40	32	48,3	42,4	2	64	110	10	7,97
174603213	50	15	60,3	21,3	2	76	195	5	37,79
174603269	50	20	60,3	26,9	2	76	350	5	30,25
174603337	50	25	60,3	33,7	2	76	330	5	17,01
174603424	50	32	60,3	42,4	2	76	260	5	14,37
174603483	50	40	60,3	48,3	2	76	210	5	9,54
174761269	65	20	76,1	26,9	2	89	225	1	49,71
174761337	65	25	76,1	33,7	2	89	240	1	35,56
174761424	65	32	76,1	42,4	2	89	500	1	23,09
174761483	65	40	76,1	48,3	2	89	450	1	19,54
174761603	65	50	76,1	60,3	2	89	340	1	12,27
174889337	80	25	88,9	33,7	2	89	300	1	63,95
174889424	80	32	88,9	42,4	2	89	700	1	49,74
174889483	80	40	88,9	48,3	2	89	750	1	30,72
174889603	80	50	88,9	60,3	2	89	590	1	27,73
174889761	80	65	88,9	76,1	2	89	390	1	14,85
174114337	100	25	114,3	33,7	2	102	423	1	91,13
174114424	100	32	114,3	42,4	2	102	420	1	67,69
174114483	100	40	114,3	48,3	2	102	450	1	46,22
174114603	100	50	114,3	60,3	2	102	1460	1	40,33
174114761	100	65	114,3	76,1	2	102	1170	1	31,97
174114889	100	80	114,3	88,9	2	102	920	1	27,35
174139603	125	50	139,7	60,3	2	127	660	1	84,66
174139761	125	65	139,7	76,1	2	127	650	1	71,06
174139889	125	80	139,7	88,9	2	127	2100	1	62,55
174139101	125	90	139,7	101,6	2	127	1730	1	56,70

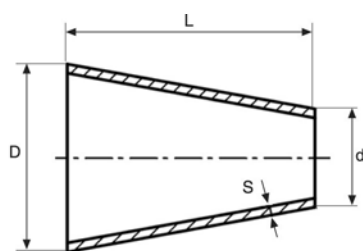
Tolleranze dimensionali / Dimensional tolerances

 $S = -12,5\% \times S / +20\% \times S$

D = il maggiore tra / the bigger between $\pm 1\% \times D / \pm 0,5 \text{ mm}$



L = $\pm 2 \text{ mm}$ $\varnothing 17,2 \div 219,1 \text{ mm}$ [$1/2'' \div 8''$]

L = $\pm 3 \text{ mm}$ $\varnothing 273 \text{ mm}$ [$10''$]

**174/304L****A 10 12****RIDUZIONE CONCENTRICA DA TUBO SALDATO**

- CONCENTRIC REDUCTION
- REDUZIERSTÜCK KONZENTRISCH
- RÉDUCTION À SOUDER CONCENTRIQUE
- REDUCCIÓN CONCÉNTRICA

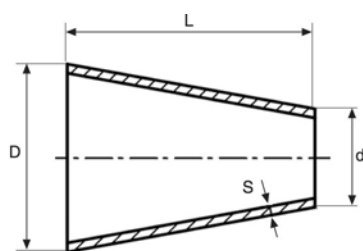
MATERIAL: AISI 304L / W. 1.4307**NORM:** EN 10253-3**Thickness: 2 mm**

CODE	DN1	DN2	D mm	d mm	S mm	L mm			€
174139114	125	100	139,7	114,3	2	127	1190	1	56,70
174168603	150	50	168,3	60,3	2	140	900	1	106,59
174168761	150	65	168,3	76,1	2	140	910	1	92,40
174168889	150	80	168,3	88,9	2	140	3590	1	85,27
174168114	150	100	168,3	114,3	2	140	2630	1	72,54
174168139	150	125	168,3	139,7	2	140	1780	1	56,28
174219889	200	80	219,1	88,9	2	152	1350	1	165,29
174219114	200	100	219,1	114,3	2	152	1350	1	134,97
174219139	200	125	219,1	139,7	2	152	5320	1	85,27
174219168	200	150	219,1	168,3	2	152	4100	1	78,15
174273139	250	125	273	139,7	2	178	2000	1	230,90
174273168	250	150	273	168,3	2	178	2050	1	209,59
174273219	250	200	273	219,1	2	178	2200	1	160,79

Tolleranze dimensionali / Dimensional tolerances

S = -12,5% x S / +20 % x S

D = il maggiore tra / the bigger between $\pm 1\% \times D$ / $\pm 0,5$ mmL = +/-2 mm ϕ 17,2÷219,1 mm (1/2"÷8")L = +/-3 mm ϕ 273 mm (10")



176/316L

A 10 12



RIDUZIONE CONCENTRICA DA TUBO SALDATO

- CONCENTRIC REDUCTION
- REDUZIERSTÜCK KONZENTRISCH
- RÉDUCTION À SOUDER CONCENTRIQUE
- REDUCCIÓN CONCÉNTRICA

MATERIAL: AISI 316L / W. 1.4404

NORM: EN 10253-3

Thickness: 2 mm

CODE	DN1	DN2	D mm	d mm	S mm	L mm			€
176269172	20	10	26,9	17,2	2	38	40	10	14,61
176269213	20	15	26,9	21,3	2	38	45	10	10,04
176337172	25	10	33,7	17,2	2	51	65	10	16,87
176337213	25	15	33,7	21,3	2	51	67	10	13,45
176337269	25	20	33,7	26,9	2	51	70	10	7,73
176424213	32	15	42,4	21,3	2	51	75	10	22,26
176424269	32	20	42,4	26,9	2	51	130	10	16,52
176424337	32	25	42,4	33,7	2	51	100	10	8,61
176483213	40	15	48,3	21,3	2	64	110	10	30,69
176483269	40	20	48,3	26,9	2	64	120	10	19,96
176483337	40	25	48,3	33,7	2	64	160	10	16,18
176483424	40	32	48,3	42,4	2	64	110	10	9,52
176603213	50	15	60,3	21,3	2	76	195	5	48,77
176603269	50	20	60,3	26,9	2	76	350	5	37,60
176603337	50	25	60,3	33,7	2	76	330	5	21,69
176603424	50	32	60,3	42,4	2	76	260	5	18,55
176603483	50	40	60,3	48,3	2	76	210	5	12,62
176761269	65	20	76,1	26,9	2	89	225	1	64,45
176761337	65	25	76,1	33,7	2	89	240	1	46,01
176761424	65	32	76,1	42,4	2	89	500	1	30,79
176761483	65	40	76,1	48,3	2	89	450	1	26,11
176761603	65	50	76,1	60,3	2	89	340	1	16,99
176889337	80	25	88,9	33,7	2	89	300	1	82,86
176889424	80	32	88,9	42,4	2	89	700	1	64,46
176889483	80	40	88,9	48,3	2	89	750	1	39,91
176889603	80	50	88,9	60,3	2	89	590	1	36,09
176889761	80	65	88,9	76,1	2	89	390	1	20,37
176114337	100	25	114,3	33,7	2	102	423	1	119,71
176114424	100	32	114,3	42,4	2	102	420	1	87,47
176114483	100	40	114,3	48,3	2	102	450	1	59,85
176114603	100	50	114,3	60,3	2	102	1460	1	52,17
176114761	100	65	114,3	76,1	2	102	1170	1	42,64
176114889	100	80	114,3	88,9	2	102	920	1	32,79
176139603	125	50	139,7	60,3	2	127	660	1	110,36
176139761	125	65	139,7	76,1	2	127	650	1	92,07
176139889	125	80	139,7	88,9	2	127	2100	1	80,93
176139101	125	90	139,7	101,6	2	127	1730	1	80,93

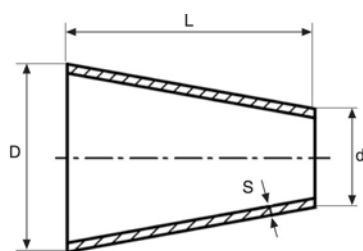
Tolleranze dimensionali / Dimensional tolerances

 $S = -12,5\% \times S / +20\% \times S$

D = il maggiore tra / the bigger between $\pm 1\% \times D / \pm 0,5 \text{ mm}$



L = $\pm 2 \text{ mm}$ $\varnothing 17,2 \div 219,1 \text{ mm}$ [$1/2'' \div 8''$]

L = $\pm 3 \text{ mm}$ $\varnothing 273 \text{ mm}$ [$10''$]

**176/316L****A 10 12****RIDUZIONE CONCENTRICA DA TUBO SALDATO**

- CONCENTRIC REDUCTION
- REDUZIERSTÜCK KONZENTRISCH
- RÉDUCTION À SOUDER CONCENTRIQUE
- REDUCCIÓN CONCÉNTRICA

MATERIAL: AISI 316L / W. 1.4404**NORM:** EN 10253-3**Thickness: 2 mm**

CODE	DN1	DN2	D mm	d mm	S mm	L mm			€
176139114	125	100	139,7	114,3	2	127	1190	1	73,65
176168603	150	50	168,3	60,3	2	140	900	1	137,58
176168761	150	65	168,3	76,1	2	140	910	1	119,71
176168889	150	80	168,3	88,9	2	140	3590	1	110,36
176168114	150	100	168,3	114,3	2	140	2630	1	101,30
176168139	150	125	168,3	139,7	2	140	1780	1	71,54
176219889	200	80	219,1	88,9	2	152	1350	1	220,99
176219114	200	100	219,1	114,3	2	152	1350	1	174,95
176219139	200	125	219,1	139,7	2	152	5320	1	113,69
176219168	200	150	219,1	168,3	2	152	4100	1	106,12
176273139	250	125	273	139,7	2	178	2000	1	299,29
176273168	250	150	273	168,3	2	178	2050	1	271,61
176273219	250	200	273	219,1	2	178	2200	1	212,23

Tolleranze dimensionali / Dimensional tolerances

S = -12,5% x S / +20 % x S

D = il maggiore tra / the bigger between $\pm 1\% \times D / \pm 0,5 \text{ mm}$ L = +/-2 mm $\varnothing 17,2 \div 219,1 \text{ mm}$ (1/2"÷8")L = +/-3 mm $\varnothing 273 \text{ mm}$ (10")

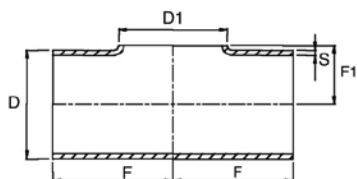
A 10 13



200/304L - R

TEE RIBASSATI

- SHORT TEE
- KÜRZE T-STÜCK
- TÉ À SOUDER COURT
- TE CUELLO CORTO

MATERIAL: AISI 304L / W. 1.4307

NORM: EN 10253-3

Thickness: 2 mm

CODE	DN	D - D1 mm	S mm	F mm	F1 mm			€
200213004	15 (1/2")	21,3	2	25	12	66	10	8,20
200269004	20 (3/4")	26,9	2	28	15	90	10	8,55
200337004	25 (1")	33,7	2	38	19	146	10	9,70
200424004	32 (1 1/4")	42,4	2	47	23	230	10	12,07
200483004	40 (1 1/2")	48,3	2	57	26	330	10	14,32
200603004	50 (2")	60,3	2	63	33	420	5	16,04
200761004	65 (2 1/2")	76,1	2	76	42	850	5	25,19
200889004	80 (3")	88,9	2	85	48	1050	5	27,77
200114004	100 (4")	114,3	2	105	62	1314	4	50,44

Tolleranze dimensionali / Dimensional tolerances

D = il maggiore tra / the bigger between $\pm 1\% \times D$ / $\pm 0,5$ mm

F - F1 = ± 2 mm

S = $-12,5\% \times S$ / $+20\% \times S$

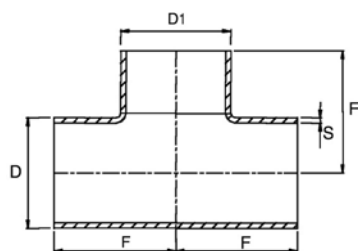
A 10 13



200/304L - N

TEE NORMALI

- NORMAL TEE
- NORMALE T-STÜCK
- NORMAL TÉ À SOUDER
- TE CUELLO LARGO

MATERIAL: AISI 304L / W. 1.4307

NORM: EN 10253-3

Thickness: 2 mm

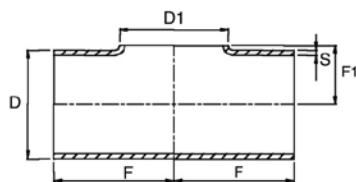
CODE	DN	D - D1 mm	S mm	F mm			€
200213304	15 (1/2")	21,3	2	25	150	10	10,93
200269304	20 (3/4")	26,9	2	28	170	10	11,33
200337304	25 (1")	33,7	2	38	250	10	13,02
200424304	32 (1 1/4")	42,4	2	47	340	10	16,07
200483304	40 (1 1/2")	48,3	2	57	460	5	19,07
200603304	50 (2")	60,3	2	63	550	5	21,42
200761304	65 (2 1/2")	76,1	2	76	990	5	33,62
200889304	80 (3")	88,9	2	85	1290	5	37,06
200114304	100 (4")	114,3	2	105	1850	4	67,25
200139304	125 (5")	139,7	2	124	2060	1	276,39
200168304	150 (6")	168,3	2	143	2980	1	388,96
200219304	200 (8")	219,1	2	178	4330	1	667,85

Tolleranze dimensionali / Dimensional tolerances

D = il maggiore tra / the bigger between $\pm 1\% \times D$ / $\pm 0,5$ mm

F = ± 2 mm

S = $-12,5\% \times S$ / $+20\% \times S$



200/316L - R

A 10 13



TEE RIBASSATI

- SHORT TEE
- KÜRZE T-STÜCK
- TÉ À SOUDER COURT
- TE CUELLO CORTO

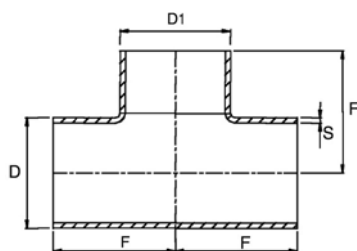
MATERIAL: AISI 316L / W. 1.4404

NORM: EN 10253-3

Thickness: 2 mm

CODE	DN	D - D1 mm	S mm	F mm	F1 mm			€
200213006	15 [1/2"]	21,3	2	25	12	66	10	8,76
200269006	20 [3/4"]	26,9	2	28	15	90	10	9,11
200337006	25 [1"]	33,7	2	38	19	146	10	10,18
200424006	32 [1 1/4"]	42,4	2	47	23	230	10	14,78
200483006	40 [1 1/2"]	48,3	2	57	26	330	10	17,48
200603006	50 [2"]	60,3	2	63	33	420	5	20,30
200761006	65 [2 1/2"]	76,1	2	76	42	850	5	31,63
200889006	80 [3"]	88,9	2	85	48	1050	5	36,21
200114006	100 [4"]	114,3	2	105	62	1314	4	70,35

Tolleranze dimensionali / Dimensional tolerances

D = il maggiore tra / the bigger between $\pm 1\% \times D / \pm 0,5$ mmF - F1 = ± 2 mmS = $-12,5\% \times S / +20\% \times S$ 

200/316L - N

A 10 13



TEE NORMALI

- NORMAL TEE
- NORMALE T-STÜCK
- NORMAL TÉ À SOUDER
- TE CUELLO LARGO

MATERIAL: AISI 316L / W. 1.4404

NORM: EN 10253-3

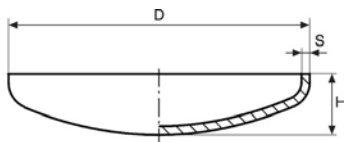
Thickness: 2 mm

CODE	DN	D - D1 mm	S mm	F mm			€
200213316	15 [1/2"]	21,3	2	25	150	10	11,69
200269316	20 [3/4"]	26,9	2	38	170	10	12,14
200337316	25 [1"]	33,7	2	38	250	10	13,73
200424316	32 [1 1/4"]	42,4	2	47	340	10	19,68
200483316	40 [1 1/2"]	48,3	2	57	460	5	23,29
200603316	50 [2"]	60,3	2	63	550	5	27,08
200761316	65 [2 1/2"]	76,1	2	76	990	5	42,17
200889316	80 [3"]	88,9	2	85	1290	5	48,29
200114316	100 [4"]	114,3	2	105	1850	4	92,88
200139316	125 [5"]	139,7	2	124	2060	1	348,30
200168316	150 [6"]	168,3	2	143	2980	1	485,34
200219316	200 [8"]	219,1	2	178	4330	1	836,38

Tolleranze dimensionali / Dimensional tolerances



D = il maggiore tra / the bigger between $\pm 1\% \times D / \pm 0,5$ mmF = ± 2 mmS = $-12,5\% \times S / +20\% \times S$

A 10 14

**800/316L****FONDELLO BOMBATO**

- CAP
- KLÖPPERBODEN
- FOND BOMBÉ
- CAP

MATERIAL: AISI 316L / W. 1.4404**NORM:** EN 10253-3**Thickness: 2 mm**

CODE	DN	DN inch	D mm	S mm	H mm			€
800213316	15	1/2"	21,3	2	15	20	10	4,27
800269316	20	3/4"	26,9	2	14	30	10	4,27
800337316	25	1"	33,7	2	17	50	10	5,05
800424316	32	1 1/4"	42,4	2	19	70	10	5,56
800483316	40	1 1/2"	48,3	2	20	90	10	6,13
800603316	50	2"	60,3	2	22	150	10	6,81
800761316	65	2 1/2"	76,1	2	25	220	10	7,64
800889316	80	3"	88,9	2	28	290	5	11,33
800101316	90	3 1/2"	101,6	2	25	225	5	14,88
800108316	-	-	108	2	30	248	5	16,95
800114316	100	4"	114,3	2	31	270	5	23,70
800139316	125	5"	139,7	2	35	650	2	29,36
800168316	150	6"	168,3	2	40	900	2	43,11
800219316	200	8"	219,1	2	50	1200	2	67,48
800273316	250	10"	273	2	60	1200	1	83,46
800324316	300	12"	323,9	2	72	2200	1	118,17

Tolleranze dimensionali / Dimensional tolerances






S = -12,5% x S / +20 % x S

D1 = ±1% x D1 minimo / minimum 0,5 mm

H = ±4 mm fino a / till ø 114,3 mm (4")

H = ±7 mm ø 139,7÷323,9 mm (5"÷12")

PRESSIONE MASSIMA / MAXIMUM PRESSURE (bar)

DN mm	Sp/Thk mm					DN mm	Sp/Thk mm	
21,3	2	90	70	-	-	33,7	3	90
26,9	2	90	55	100	100	42,4	3	80
33,7	2	80	40	100	90	48,2	3	70
42,4	2	60	30	90	85	60,3	3	55
48,2	2	55	25	70	75	76,1	3	45
54	2	-	-	70	-	88,9	3	40
57	2	-	-	60	-	101,6	3	30
60,3	2	45	20	60	60	114,3	3	30
70	2	-	-	50	-	139,7	3	25
76,1	2	35	15	50	45	168,3	3	20
88,9	2	40	10	40	40	219,1	3	15
101,6	2	30	-	30	-	273	3	15
108	2	-	-	30	-	323,9	3	10
114,3	2	25	10	30	30			
133	2	-	-	30	-			
139,7	2	20	7	20	25			
159	2	-	-	20				
168,3	2	15	5	20	20			
193,7	2	-	-	20	-			
219,1	2	15	5	15	15			
244,5	2	-	-	15	-			
273	2	10	-	10	10			
323,9	2	10	-	10	-			

NOTE

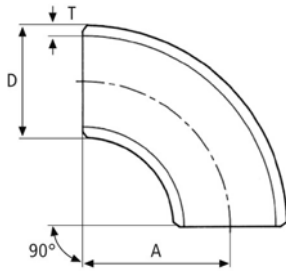
Pmax (bar) indicative a 20°C raccordi a saldare in acciaio inox AISI 304L/316L
 Indicative Pmax (bar) at 20 °C for welding fittings in stainless steel AISI 304L/316L

Le sopra indicate pressioni massime sono puramente indicative.

Resta cura del progettista la scelta del materiale in funzione alle reali condizioni di utilizzo.

The above maximum pressures are indicative. Planer must choose the materials in according to the real condition of work.

A 60 60





714/304L/90

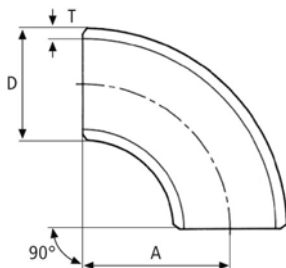
CURVA 90°-LR DA TUBO SENZA SALDATURA

- SEAMLESS ELBOW 90°-LR
- NAHTLOSE ROHRBÖGEN 90°-LR
- COURBE À SOUDER 90°-LR DE TUBE SANS SOUDURE
- CODO PARA SOLDAR 90°-LR DE TUBO SIN SOLDATURA

SCH.
10S

MATERIAL: AISI 304L / W. 1.4307
NORM: ASME B16.9

CODE	DN	DN inch	D mm	A mm	T mm			€
714090015	15	1/2"	21,3	38	2,11	50	1	8,44
714090020	20	3/4"	26,7	38	2,11	80	1	9,21
714090025	25	1"	33,4	38	2,77	160	1	12,95
714090032	32	1 1/4"	42,2	48	2,77	270	1	17,82
714090040	40	1 1/2"	48,3	57	2,77	350	1	22,07
714090050	50	2"	60,3	76	2,77	560	1	34,88
714090065	65	2 1/2"	73	95	3,05	800	1	56,59
714090080	80	3"	88,9	114	3,05	1200	1	82,47
714090100	100	4"	114,3	152	3,05	2200	1	139,02
714090125	125	5"	141,3	190	3,4	3800	1	244,05
714090150	150	6"	168,3	229	3,4	5600	1	348,64
714090200	200	8"	219,1	305	3,76	10000	1	636,25





716/316L/90

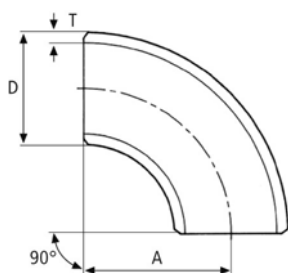
CURVA 90°-LR DA TUBO SENZA SALDATURA

- SEAMLESS ELBOW 90°-LR
- NAHTLOSE ROHRBÖGEN 90°-LR
- COURBE À SOUDER 90°-LR DE TUBE SANS SOUDURE
- CODO PARA SOLDAR 90°-LR DE TUBO SIN SOLDATURA

SCH.
10S

MATERIAL: AISI 316L / W. 1.4404
NORM: ASME B16.9

CODE	DN	DN inch	D mm	A mm	T mm			€
716090015	15	1/2"	21,3	38	2,11	50	1	9,60
716090020	20	3/4"	26,7	38	2,11	80	1	10,61
716090025	25	1"	33,4	38	2,77	160	1	15,39
716090032	32	1 1/4"	42,2	48	2,77	270	1	22,07
716090040	40	1 1/2"	48,3	57	2,77	350	1	27,90
716090050	50	2"	60,3	76	2,77	560	1	43,58
716090065	65	2 1/2"	73	95	3,05	800	1	72,50
716090080	80	3"	88,9	114	3,05	1200	1	101,60
716090100	100	4"	114,3	152	3,05	2200	1	177,36
716090125	125	5"	141,3	190	3,4	3800	1	306,86
716090150	150	6"	168,3	229	3,4	5600	1	461,90
716090200	200	8"	219,1	305	3,76	10000	1	862,85



744/304L/90



A 60 60

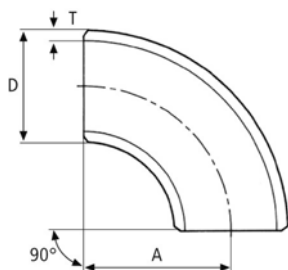
CURVA 90°-LR DA TUBO SENZA SALDATURA

- SEAMLESS ELBOW 90°-LR
- NAHTLOSE ROHRBÖGEN 90°-LR
- COURBE À SOUDER 90°-LR DE TUBE SANS SOUDURE
- CODO PARA SOLDAR 90°-LR DE TUBO SIN SOLDATURA

SCH.
40S

MATERIAL: AISI 304L / W. 1.4307
NORM: ASME B16.9

CODE	DN	DN inch	D mm	A mm	T mm			€
744090015	15	1/2"	21,3	38	2,77	60	1	9,34
744090020	20	3/4"	26,7	38	2,87	80	1	9,69
744090025	25	1"	33,4	38	3,38	210	1	15,61
744090032	32	1 1/4"	42,2	48	3,56	330	1	20,68
744090040	40	1 1/2"	48,3	57	3,68	450	1	24,74
744090050	50	2"	60,3	76	3,91	780	1	42,60
744090065	65	2 1/2"	73	95	5,16	1480	1	84,94
744090080	80	3"	88,9	114	5,49	2370	1	116,28
744090100	100	4"	114,3	152	6,02	3300	1	237,42
744090125	125	5"	141,3	190	6,55	7050	1	381,82
744090150	150	6"	168,3	229	7,11	10200	1	647,42
744090200	200	8"	219,1	305	8,18	20700	1	1205,23



746/316L/90



A 60 60

CURVA 90°-LR DA TUBO SENZA SALDATURA

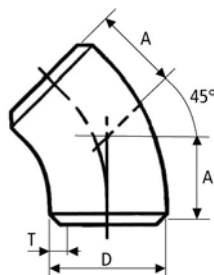
- SEAMLESS ELBOW 90°-LR
- NAHTLOSE ROHRBÖGEN 90°-LR
- COURBE À SOUDER 90°-LR DE TUBE SANS SOUDURE
- CODO PARA SOLDAR 90°-LR DE TUBO SIN SOLDATURA

SCH.
40S

MATERIAL: AISI 316L / W. 1.4404
NORM: ASME B16.9

CODE	DN	DN inch	D mm	A mm	T mm			€
746090015	15	1/2"	21,3	38	2,77	60	1	11,10
746090020	20	3/4"	26,7	38	2,87	80	1	12,84
746090025	25	1"	33,4	38	3,38	210	1	17,53
746090032	32	1 1/4"	42,2	48	3,56	330	1	26,89
746090040	40	1 1/2"	48,3	57	3,68	450	1	32,26
746090050	50	2"	60,3	76	3,91	780	1	58,10
746090065	65	2 1/2"	73	95	5,16	1480	1	115,15
746090080	80	3"	88,9	114	5,49	2370	1	172,65
746090100	100	4"	114,3	152	6,02	3300	1	322,51
746090125	125	5"	141,3	190	6,55	7050	1	461,90
746090150	150	6"	168,3	229	7,11	10200	1	891,62
746090200	200	8"	219,1	305	8,18	20700	1	1568,77

A 60 60





714/304L/45

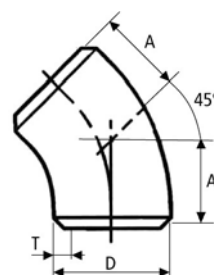
CURVA 45°-LR DA TUBO SENZA SALDATURA

- SEAMLESS ELBOW 45°-LR
- NAHTLOSE ROHRBÖGEN 45°-LR
- COURBE À SOUDER 45°-LR DE TUBE SANS SOUDURE
- CODO PARA SOLDAR 45°-LR DE TUBO SIN SOLDATURA

SCH.
10S

MATERIAL: AISI 304L / W. 1.4307
NORM: ASME B16.9

CODE	DN	DN inch	D mm	A mm	T mm			€
714045015	15	1/2"	21,3	16	2,11	20	1	6,60
714045020	20	3/4"	26,7	19	2,11	40	1	7,18
714045025	25	1"	33,4	22	2,77	80	1	10,64
714045032	32	1 1/4"	42,2	25	2,77	130	1	11,60
714045040	40	1 1/2"	48,3	29	2,77	170	1	14,20
714045050	50	2"	60,3	35	2,77	280	1	24,00
714045065	65	2 1/2"	73	44	3,05	400	1	42,14
714045080	80	3"	88,9	51	3,05	600	1	47,60
714045100	100	4"	114,3	64	3,05	1100	1	105,25
714045125	125	5"	141,3	79	3,4	1900	1	195,23
714045150	150	6"	168,3	95	3,4	2800	1	228,86
714045200	200	8"	219,1	127	3,76	5000	1	439,28





716/316L/45

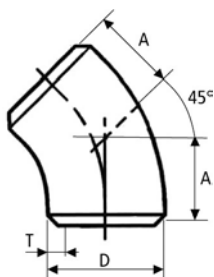
CURVA 45°-LR DA TUBO SENZA SALDATURA

- SEAMLESS ELBOW 45°-LR
- NAHTLOSE ROHRBÖGEN 45°-LR
- COURBE À SOUDER 45°-LR DE TUBE SANS SOUDURE
- CODO PARA SOLDAR 45°-LR DE TUBO SIN SOLDATURA

SCH.
10S

MATERIAL: AISI 316L / W. 1.4404
NORM: ASME B16.9

CODE	DN	DN inch	D mm	A mm	T mm			€
716045015	15	1/2"	21,3	16	2,11	20	1	7,67
716045020	20	3/4"	26,7	19	2,11	40	1	8,04
716045025	25	1"	33,4	22	2,77	80	1	12,09
716045032	32	1 1/4"	42,2	25	2,77	130	1	13,74
716045040	40	1 1/2"	48,3	29	2,77	170	1	19,66
716045050	50	2"	60,3	35	2,77	280	1	32,07
716045065	65	2 1/2"	73	44	3,05	400	1	49,45
716045080	80	3"	88,9	51	3,05	600	1	68,66
716045100	100	4"	114,3	64	3,05	1100	1	117,18
716045125	125	5"	141,3	79	3,4	1900	1	263,89
716045150	150	6"	168,3	95	3,4	2800	1	329,48
716045200	200	8"	219,1	127	3,76	5000	1	585,76



744/304L/45



A 60 60

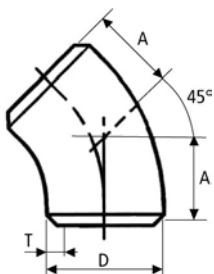
CURVA 45°-LR DA TUBO SENZA SALDATURA

- SEAMLESS ELBOW 45°-LR
- NAHTLOSE ROHRBÖGEN 45°-LR
- COURBE À SOUDER 45°-LR DE TUBE SANS SOUDURE
- CODO PARA SOLDAR 45°-LR DE TUBO SIN SOLDATURA

SCH.
40S

MATERIAL: AISI 304L / W. 1.4307
NORM: ASME B16.9

CODE	DN	DN inch	D mm	A mm	T mm			€
744045015	15	1/2"	21,3	16	2,77	30	1	7,33
744045020	20	3/4"	26,7	19	2,87	40	1	8,04
744045025	25	1"	33,4	22	3,38	100	1	12,93
744045032	32	1 1/4"	42,2	25	3,56	160	1	13,45
744045040	40	1 1/2"	48,3	29	3,68	250	1	17,44
744045050	50	2"	60,3	35	3,91	360	1	32,07
744045065	65	2 1/2"	73	44	5,16	740	1	71,30
744045080	80	3"	88,9	51	5,49	1200	1	84,22
744045100	100	4"	114,3	64	6,02	1600	1	161,26
744045125	125	5"	141,3	79	6,55	3000	1	305,07
744045150	150	6"	168,3	95	7,11	5000	1	461,97
744045200	200	8"	219,1	127	8,18	10000	1	793,15



746/316L/45



A 60 60

CURVA 45°-LR DA TUBO SENZA SALDATURA

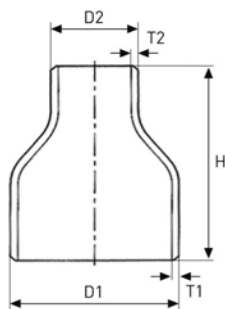
- SEAMLESS ELBOW 45°-LR
- NAHTLOSE ROHRBÖGEN 45°-LR
- COURBE À SOUDER 45°-LR DE TUBE SANS SOUDURE
- CODO PARA SOLDAR 45°-LR DE TUBO SIN SOLDATURA

SCH.
40S

MATERIAL: AISI 316L / W. 1.4404
NORM: ASME B16.9

CODE	DN	DN inch	D mm	A mm	T mm			€
746045015	15	1/2"	21,3	16	2,77	30	1	8,82
746045020	20	3/4"	26,7	19	2,87	40	1	10,62
746045025	25	1"	33,4	22	3,38	100	1	14,08
746045032	32	1 1/4"	42,2	25	3,56	160	1	17,56
746045040	40	1 1/2"	48,3	29	3,68	250	1	23,77
746045050	50	2"	60,3	35	3,91	360	1	41,32
746045065	65	2 1/2"	73	44	5,16	740	1	80,63
746045080	80	3"	88,9	51	5,49	1200	1	118,95
746045100	100	4"	114,3	64	6,02	1600	1	228,86
746045125	125	5"	141,3	79	6,55	3000	1	366,10
746045150	150	6"	168,3	95	7,11	5000	1	604,01
746045200	200	8"	219,1	127	8,18	10000	1	1143,99

A 60 60





914/304L

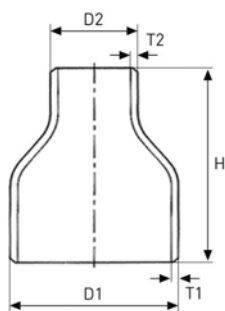
RIDUZIONE CONCENTRICA DA TUBO SENZA SALDATURA

- SEAMLESS CONCENTRIC REDUCTION
- NAHTLOSE REDUZIERSTÜCK KONZENTRISCH
- RÉDUCTION À SOUDER CONCENTRIQUE DE TUBE SANS SOUDURE
- REDUCCIÓN CONCÉNTRICA DE TUBO SIN SOLDATURA

SCH.
10S

MATERIAL: AISI 304L / W. 1.4307
NORM: ASME B16.9

CODE	D1 mm	D2 mm	DN1 inch	DN2 inch	T1 mm	T2 mm	H mm			€
914020015	26,7	21,3	3/4"	1/2"	2,11	2,11	38	50	1	8,98
914025015	33,4	21,3	1"	1/2"	2,77	2,11	51	110	1	15,32
914025020	33,4	26,7	1"	3/4"	2,77	2,11	51	110	1	15,82
914032015	42,2	21,3	1 1/4"	1/2"	2,77	2,11	51	140	1	21,95
914032020	42,2	26,7	1 1/4"	3/4"	2,77	2,11	51	140	1	20,89
914032025	42,2	33,4	1 1/4"	1"	2,77	2,77	51	140	1	20,89
914040015	48,3	21,3	1 1/2"	1/2"	2,77	2,11	64	230	1	22,14
914040020	48,3	26,7	1 1/2"	3/4"	2,77	2,11	64	230	1	21,46
914040025	48,3	33,4	1 1/2"	1"	2,77	2,77	64	230	1	20,27
914040032	48,3	42,2	1 1/2"	1 1/4"	2,77	2,77	64	230	1	27,24
914050020	60,3	26,7	2"	3/4"	2,77	2,11	76	310	1	38,37
914050025	60,3	33,4	2"	1"	2,77	2,77	76	310	1	36,69
914050032	60,3	42,2	2"	1 1/4"	2,77	2,77	76	310	1	29,15
914050040	60,3	48,3	2"	1 1/2"	2,77	2,77	76	310	1	26,60
914065032	73	42,2	2 1/2"	1 1/4"	3,05	2,77	89	480	1	51,35
914065040	73	48,3	2 1/2"	1 1/2"	3,05	2,77	89	480	1	44,94
914065050	73	60,3	2 1/2"	2"	3,05	2,77	89	480	1	41,18
914080032	88,9	42,2	3"	1 1/4"	3,05	2,77	89	580	1	68,66
914080040	88,9	48,3	3"	1 1/2"	3,05	2,77	89	580	1	65,83
914080050	88,9	60,3	3"	2"	3,05	2,77	89	580	1	56,96
914080065	88,9	73	3"	2 1/2"	3,05	3,05	89	580	1	51,96
914100050	114,3	60,3	4"	2"	3,05	2,77	102	860	1	98,15
914100065	114,3	73	4"	2 1/2"	3,05	3,05	102	860	1	86,09
914100080	114,3	88,9	4"	3"	3,05	3,05	102	860	1	90,43
914125080	141,3	88,9	5"	3"	3,4	3,05	127	1510	1	178,99
914125100	141,3	114,3	5"	4"	3,4	3,05	127	1510	1	158,11
914150080	168,3	88,9	6"	3"	3,4	3,05	140	2000	1	202,43
914150100	168,3	114,3	6"	4"	3,4	3,05	140	2000	1	208,73
914150125	168,3	141,3	6"	5"	3,4	3,4	140	2000	1	248,33
914200100	219,1	114,3	8"	4"	3,76	3,05	152	3300	1	373,19
914200125	219,1	141,3	8"	5"	3,76	3,4	152	3300	1	309,93
914200150	219,1	168,3	8"	6"	3,76	3,4	152	3300	1	284,62


**SCH.
10S**



916/316L

A 60 60

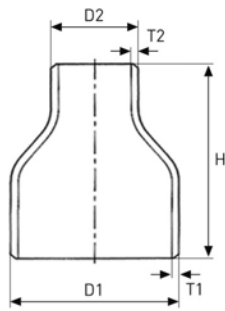
RIDUZIONE CONCENTRICA DA TUBO SENZA SALDATURA

- SEAMLESS CONCENTRIC REDUCTION
- NAHTLOSE REDUZIERSTÜCK KONZENTRISCH
- RÉDUCTION À SOUDER CONCENTRIQUE DE TUBE SANS SOUDURE
- REDUCCIÓN CONCÉNTRICA DE TUBO SIN SOLDATURA

MATERIAL: AISI 316L / W. 1.4404
NORM: ASME B16.9

CODE	D1 mm	D2 mm	DN1 inch	DN2 inch	T1 mm	T2 mm	H mm			€
916020015	26,7	21,3	3/4"	1/2"	2,11	2,11	38	50	1	11,43
916025015	33,4	21,3	1"	1/2"	2,77	2,11	51	110	1	18,37
916025020	33,4	26,7	1"	3/4"	2,77	2,11	51	110	1	19,06
916032015	42,2	21,3	1"1/4	1/2"	2,77	2,11	51	140	1	31,54
916032020	42,2	26,7	1"1/4	3/4"	2,77	2,11	51	140	1	30,10
916032025	42,2	33,4	1"1/4	1"	2,77	2,77	51	140	1	24,07
916040015	48,3	21,3	1"1/2	1/2"	2,77	2,11	64	230	1	35,46
916040020	48,3	26,7	1"1/2	3/4"	2,77	2,11	64	230	1	34,16
916040025	48,3	33,4	1"1/2	1"	2,77	2,77	64	230	1	31,05
916040032	48,3	42,2	1"1/2	1"1/4	2,77	2,77	64	230	1	29,74
916050020	60,3	26,7	2"	3/4"	2,77	2,11	76	310	1	46,45
916050025	60,3	33,4	2"	1"	2,77	2,77	76	310	1	44,33
916050032	60,3	42,2	2"	1"1/4	2,77	2,77	76	310	1	39,24
916050040	60,3	48,3	2"	1"1/2	2,77	2,77	76	310	1	38,64
916065032	73	42,2	2"1/2	1"1/4	3,05	2,77	89	480	1	76,98
916065040	73	48,3	2"1/2	1"1/2	3,05	2,77	89	480	1	65,83
916065050	73	60,3	2"1/2	2"	3,05	2,77	89	480	1	62,05
916080032	88,9	42,2	3"	1"1/4	3,05	2,77	89	580	1	86,77
916080040	88,9	48,3	3"	1"1/2	3,05	2,77	89	580	1	82,31
916080050	88,9	60,3	3"	2"	3,05	2,77	89	580	1	79,06
916080065	88,9	73	3"	2"1/2	3,05	3,05	89	580	1	76,00
916100050	114,3	60,3	4"	2"	3,05	2,77	102	860	1	122,76
916100065	114,3	73	4"	2"1/2	3,05	3,05	102	860	1	113,89
916100080	114,3	88,9	4"	3"	3,05	3,05	102	860	1	108,85
916125080	141,3	88,9	5"	3"	3,4	3,05	127	1510	1	212,48
916125100	141,3	114,3	5"	4"	3,4	3,05	127	1510	1	199,95
916150080	168,3	88,9	6"	3"	3,4	3,05	140	2000	1	252,99
916150100	168,3	114,3	6"	4"	3,4	3,05	140	2000	1	275,74
916150125	168,3	141,3	6"	5"	3,4	3,4	140	2000	1	263,11
916200100	219,1	114,3	8"	4"	3,76	3,05	152	3300	1	417,48
916200125	219,1	141,3	8"	5"	3,76	3,4	152	3300	1	506,03
916200150	219,1	168,3	8"	6"	3,76	3,4	152	3300	1	442,78

A 60 60





946/316L

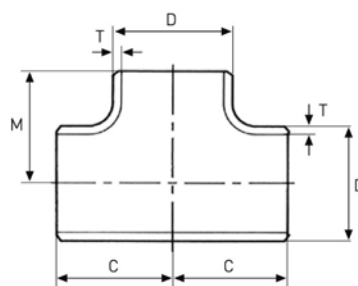
RIDUZIONE CONCENTRICA DA TUBO SENZA SALDATURA

- SEAMLESS CONCENTRIC REDUCTION
- NAHTLOSE REDUZIERSTÜCK KONZENTRISCH
- RÉDUCTION À SOUDER CONCENTRIQUE DE TUBE SANS SOUDURE
- REDUCCIÓN CONCÉNTRICA DE TUBO SIN SOLDATURA

SCH.
40S



MATERIAL: AISI 316L / W. 1.4404
NORM: ASME B16.9

CODE	D1 mm	D2 mm	DN1 inch	DN2 inch	T1 mm	T2 mm	H mm			€
946020015	26,7	21,3	3/4"	1/2"	2,87	2,77	38	70	1	15,32
946025015	33,4	21,3	1"	1/2"	3,38	2,77	51	130	1	19,06
946025020	33,4	26,7	1"	3/4"	3,38	2,87	51	130	1	22,22
946032015	42,2	21,3	1 1/4"	1/2"	3,56	2,77	51	200	1	34,59
946032020	42,2	26,7	1 1/4"	3/4"	3,56	2,87	51	200	1	32,91
946032025	42,2	33,4	1 1/4"	1"	3,56	3,38	51	200	1	24,07
946040015	48,3	21,3	1 1/2"	1/2"	3,68	2,77	64	280	1	42,56
946040020	48,3	26,7	1 1/2"	3/4"	3,68	2,87	64	280	1	40,55
946040025	48,3	33,4	1 1/2"	1"	3,68	3,38	64	280	1	38,01
946040032	48,3	42,2	1 1/2"	1 1/4"	3,68	3,56	64	280	1	37,41
946050020	60,3	26,7	2"	3/4"	3,91	2,87	76	420	1	52,95
946050025	60,3	33,4	2"	1"	3,91	3,38	76	420	1	50,64
946050032	60,3	42,2	2"	1 1/4"	3,91	3,56	76	420	1	50,04
946050040	60,3	48,3	2"	1 1/2"	3,91	3,68	76	420	1	53,18
946065032	73	42,2	2 1/2"	1 1/4"	5,16	3,56	89	780	1	122,49
946065040	73	48,3	2 1/2"	1 1/2"	5,16	3,68	89	780	1	107,58
946065050	73	60,3	2 1/2"	2"	5,16	3,91	89	780	1	94,87
946080032	88,9	42,2	3"	1 1/4"	5,49	3,56	89	1020	1	129,29
946080040	88,9	48,3	3"	1 1/2"	5,49	3,68	89	1020	1	123,36
946080050	88,9	60,3	3"	2"	5,49	3,91	89	1020	1	120,83
946080065	88,9	73	3"	2 1/2"	5,49	5,16	89	1020	1	120,23
946100050	114,3	60,3	4"	2"	6,02	3,91	102	1650	1	204,91
946100065	114,3	73	4"	2 1/2"	6,02	5,16	102	1650	1	198,64
946100080	114,3	88,9	4"	3"	6,02	5,49	102	1650	1	193,64
946125080	141,3	88,9	5"	3"	6,55	5,49	127	2750	1	336,82
946125100	141,3	114,3	5"	4"	6,55	6,02	127	2750	1	303,64
946150080	168,3	88,9	6"	3"	7,11	5,49	140	4000	1	518,64
946150100	168,3	114,3	6"	4"	7,11	6,02	140	4000	1	513,55
946150125	168,3	141,3	6"	5"	7,11	6,55	140	4000	1	442,78
946200100	219,1	114,3	8"	4"	8,18	6,02	152	6600	1	910,76
946200125	219,1	141,3	8"	5"	8,18	6,55	152	6600	1	809,52
946200150	219,1	168,3	8"	6"	8,18	7,11	152	6600	1	822,17

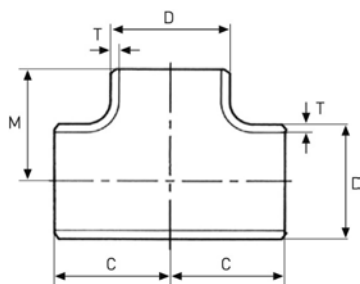
**200-1/304L****A 60 60****TEE NORMALE SENZA SALDATURA**

- SEAMLESS TEE
- NAHTLOSE T-STÜCK
- TÉ DE TUBE SANS SOUDURE
- TE IGUAL DE TUBO SIN SOLDATURA

MATERIAL: AISI 304L / W. 1.4307**NORM:** ASME B16.9**SCH.
10S**

CODE	DN	DN inch	D mm	C - M mm	T mm			€
200104015	15	1/2"	21,3	25	2,11	120	1	17,38
200104020	20	3/4"	26,7	29	2,11	150	1	21,69
200104025	25	1"	33,4	38	2,77	300	1	33,57
200104032	32	1 1/4"	42,2	48	2,77	500	1	44,59
200104040	40	1 1/2"	48,3	57	2,77	690	1	60,47
200104050	50	2"	60,3	64	2,77	960	1	82,74
200104065	65	2 1/2"	73	76	3,05	1490	1	127,27
200104080	80	3"	88,9	86	3,05	2040	1	162,88
200104100	100	4"	114,3	105	3,05	3210	1	248,07
200104125	125	5"	141,3	124	3,4	5000	1	371,23
200104150	150	6"	168,3	143	3,4	6400	1	476,39
200104200	200	8"	219,1	178	3,76	11700	1	844,08

A 60 60





200-1/316L

TEE NORMALE SENZA SALDATURA

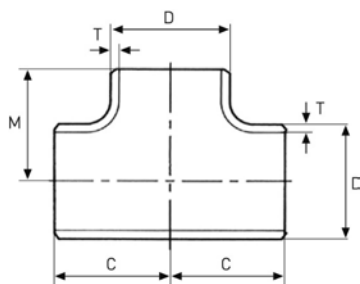
- SEAMLESS TEE
- NAHTLOSE T-STÜCK
- TÉ DE TUBE SANS SOUDURE
- TE IGUAL DE TUBO SIN SOLDATURA

MATERIAL: AISI 316L / W. 1.4404
NORM: ASME B16.9

SCH.
10S

CODE	DN	DN inch	D mm	C - M mm	T mm			€
200106015	15	1/2"	21,3	25	2,11	120	1	20,88
200106020	20	3/4"	26,7	29	2,11	150	1	24,21
200106025	25	1"	33,4	38	2,77	300	1	41,07
200106032	32	1 1/4"	42,2	48	2,77	500	1	57,87
200106040	40	1 1/2"	48,3	57	2,77	690	1	78,81
200106050	50	2"	60,3	64	2,77	960	1	100,64
200106065	65	2 1/2"	73	76	3,05	1490	1	127,27
200106080	80	3"	88,9	86	3,05	2040	1	190,78
200106100	100	4"	114,3	105	3,05	3210	1	317,92
200106125	125	5"	141,3	124	3,4	5000	1	474,11
200106150	150	6"	168,3	143	3,4	6400	1	699,55
200106200	200	8"	219,1	178	3,76	11700	1	1214,06

A 60 60





200-4/316L

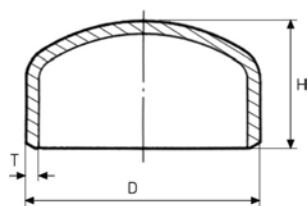
TEE NORMALE SENZA SALDATURA

- SEAMLESS TEE
- NAHTLOSE T-STÜCK
- TÉ DE TUBE SANS SOUDURE
- TE IGUAL DE TUBO SIN SOLDATURA

MATERIAL: AISI 316L / W. 1.4404
NORM: ASME B16.9

SCH.
40S



CODE	DN	DN inch	D mm	C - M mm	T mm			€
200406015	15	1/2"	21,3	25	2,77	140	1	23,16
200406020	20	3/4"	26,7	29	2,87	180	1	33,57
200406025	25	1"	33,4	38	3,38	340	1	45,81
200406032	32	1 1/4"	42,2	48	3,56	580	1	67,50
200406040	40	1 1/2"	48,3	57	3,68	820	1	88,46
200406050	50	2"	60,3	64	3,91	1200	1	133,64
200406065	65	2 1/2"	73	76	5,16	2110	1	254,38
200406080	80	3"	88,9	86	5,49	3050	1	346,86
200406100	100	4"	114,3	105	6,02	5160	1	531,94
200406125	125	5"	141,3	124	6,55	8000	1	924,96
200406150	150	6"	168,3	143	7,11	11800	1	1329,63
200406200	200	8"	219,1	178	8,18	25000	1	2023,34

**800-1/304L****A 60 60****FONDELLO BOMBATO**

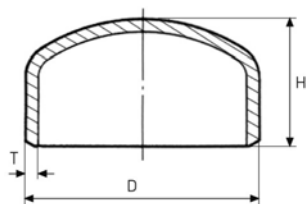
- CAP
- KLÖPPERBODEN
- FOND BOMBÉ
- CAP

**SCH.
10S**

MATERIAL: AISI 304L / W. 1.4307
NORM: ASME B16.9

CODE	DN	DN inch	D mm	H mm	T mm	 g		€
800104015	15	1/2"	21,3	25	2,11	180	1	13,99
800104020	20	3/4"	26,7	25	2,11	180	1	15,04
800104025	25	1"	33,4	38	2,77	340	1	21,09
800104032	32	1"1/4	42,2	38	2,77	390	1	22,94
800104040	40	1"1/2	48,3	38	2,77	430	1	25,54
800104050	50	2"	60,3	38	2,77	530	1	30,30
800104065	65	2"1/2	73	38	3,05	550	1	34,26
800104080	80	3"	88,9	51	3,05	650	1	43,43
800104100	100	4"	114,3	64	3,05	800	1	58,69
800104125	125	5"	141,3	76	3,4	1200	1	83,30
800104150	150	6"	168,3	89	3,4	1700	1	158,57
800104200	200	8"	219,1	102	3,76	3200	1	211,23

A 60 60





800-1/316L

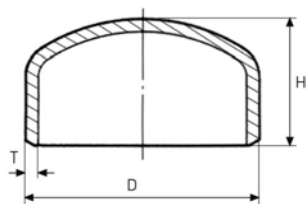
FONDELLO BOMBATO

- CAP
- KLÖPPERBODEN
- FOND BOMBÉ
- CAP

SCH.
10S

MATERIAL: AISI 316L / W. 1.4404
NORM: ASME B16.9

CODE	DN	DN inch	D mm	H mm	T mm			€
800106015	15	1/2"	21,3	25	2,11	180	1	16,34
800106020	20	3/4"	26,7	25	2,11	180	1	17,90
800106025	25	1"	33,4	38	2,77	340	1	26,32
800106032	32	1 1/4"	42,2	38	2,77	390	1	28,71
800106040	40	1 1/2"	48,3	38	2,77	430	1	32,65
800106050	50	2"	60,3	38	2,77	530	1	37,89
800106065	65	2 1/2"	73	38	3,05	550	1	47,16
800106080	80	3"	88,9	51	3,05	650	1	54,51
800106100	100	4"	114,3	64	3,05	800	1	85,11
800106125	125	5"	141,3	76	3,4	1200	1	115,65
800106150	150	6"	168,3	89	3,4	1700	1	201,34
800106200	200	8"	219,1	102	3,76	3200	1	335,53





800-4/316L

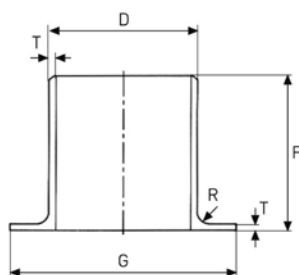
FONDELLO BOMBATO

- CAP
- KLÖPPERBODEN
- FOND BOMBÉ
- CAP

SCH.
40S

MATERIAL: AISI 316L / W. 1.4404
NORM: ASME B16.9



CODE	DN	DN inch	D mm	H mm	T mm			€
800406015	15	1/2"	21,3	25	2,77	210	1	18,99
800406020	20	3/4"	26,7	25	2,87	250	1	20,28
800406025	25	1"	33,4	38	3,38	460	1	31,06
800406032	32	1 1/4"	42,2	38	3,56	390	1	32,13
800406040	40	1 1/2"	48,3	38	3,68	450	1	34,26
800406050	50	2"	60,3	38	3,91	550	1	42,91
800406065	65	2 1/2"	73	38	5,16	650	1	45,31
800406080	80	3"	88,9	51	5,49	850	1	79,35
800406100	100	4"	114,3	64	6,02	1200	1	130,51
800406125	125	5"	141,3	76	6,55	2400	1	198,78
800406150	150	6"	168,3	89	7,11	3400	1	360,39
800406200	200	8"	219,1	102	8,18	6400	1	484,55

**178-1/304L****A 60 60****STUB-END SENZA SALDATURA**

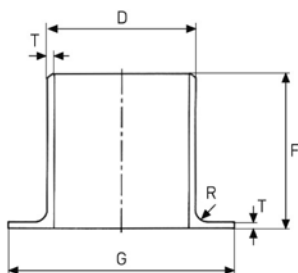
- SEAMLESS STUB-END
- NAHTLOSE STUB-END
- STUB-END SANS SOUDURE
- STUB-END SIN SOLDADURA

**SCH.
10S**

MATERIAL: AISI 304L / W. 1.4307
NORM: ASME B16.9

CODE	DN	DN inch	D mm	T mm	F mm	G mm	R mm			€
178104015	15	1/2"	21,3	2,11	51	35	3	70	1	20,28
178104020	20	3/4"	26,7	2,11	51	43	3	100	1	25,27
178104025	25	1"	33,4	2,77	51	51	3	140	1	32,91
178104032	32	1 1/4"	42,2	2,77	51	64	5	190	1	38,70
178104040	40	1 1/2"	48,3	2,77	51	73	6	220	1	47,39
178104050	50	2"	60,3	2,77	64	92	8	350	1	62,65
178104065	65	2 1/2"	73	3,05	64	105	8	470	1	69,23
178104080	80	3"	88,9	3,05	64	127	10	600	1	92,66
178104100	100	4"	114,3	3,05	76	157	11	910	1	160,59

A 60 60





178-1/316L

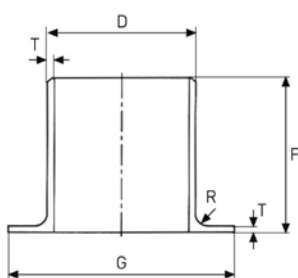
STUB-END SENZA SALDATURA

- SEAMLESS STUB-END
- NAHTLOSE STUB-END
- STUB-END SANS SOUDURE
- STUB-END SIN SOLDADURA

MATERIAL: AISI 316L / W. 1.4404
NORM: ASME B16.9

SCH.
10S

CODE	DN	DN inch	D mm	T mm	F mm	G mm	R mm			€
178106015	15	1/2"	21,3	2,11	51	35	3	70	1	23,72
178106020	20	3/4"	26,7	2,11	51	43	3	100	1	29,72
178106025	25	1"	33,4	2,77	51	51	3	140	1	40,32
178106032	32	1 1/4"	42,2	2,77	51	64	5	190	1	47,39
178106040	40	1 1/2"	48,3	2,77	51	73	6	220	1	53,97
178106050	50	2"	60,3	2,77	64	92	8	350	1	77,69
178106065	65	2 1/2"	73	3,05	64	105	8	470	1	85,30
178106080	80	3"	88,9	3,05	64	127	10	600	1	122,42
178106100	100	4"	114,3	3,05	76	157	11	910	1	201,38





178-4/316L

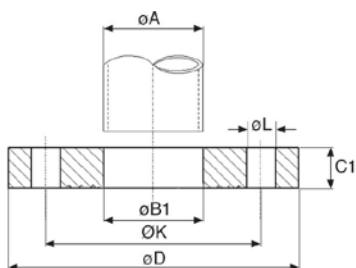
STUB-END SENZA SALDATURA

- SEAMLESS STUB-END
- NAHTLOSE STUB-END
- STUB-END SANS SOUDURE
- STUB-END SIN SOLDADURA

MATERIAL: AISI 316L / W. 1.4404
NORM: ASME B16.9

SCH.
40S

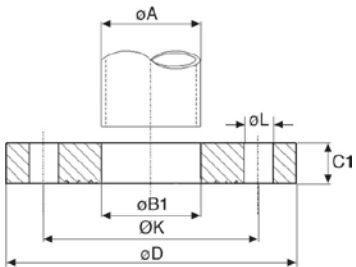
CODE	DN	DN inch	D mm	T mm	F mm	G mm	R mm			€
178406015	15	1/2"	21,3	2,77	51	35	3	80	1	25,54
178406020	20	3/4"	26,7	2,87	51	43	3	120	1	32,91
178406025	25	1"	33,4	3,38	51	51	3	170	1	43,43
178406032	32	1 1/4"	42,2	3,56	51	64	5	240	1	53,97
178406040	40	1 1/2"	48,3	3,68	51	73	6	290	1	64,51
178406050	50	2"	60,3	3,91	64	92	8	480	1	88,20
178406065	65	2 1/2"	73	5,16	64	105	8	760	1	118,46
178406080	80	3"	88,9	4,49	64	127	10	1040	1	150,09
178406100	100	4"	114,3	6,02	76	157	11	1750	1	265,88

**410/316L****FLANGIA PIANA**

- PLATE FLANGE
- GLATTE FLANSCH
- BRIDE PLATE
- BRIDA PLANA

MATERIAL: AISI 316L / W. 1.4404**NORM:** EN 1092-1-01 tipo/type "A"**PN 6**

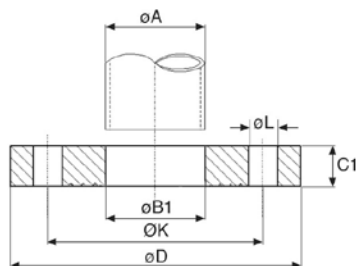
CODE	Pipe		Flange					Bolts		kg	bag	€
	DN	A mm	B1 mm	D mm	C1 mm	K mm	L mm	N°	Thr.			
410015316	15 - 1/2"	21,3	22	80	12	55	11	4	M 10	0,402	1	14,82
410020316	20 - 3/4"	26,9	27,5	90	14	65	11	4	M 10	0,592	1	21,83
410025316	25 - 1"	33,7	34,5	100	14	75	11	4	M 10	0,719	1	26,51
410032316	32 - 1 1/4"	42,4	43,5	120	16	90	14	4	M 12	1,16	1	42,74
410040316	40 - 1 1/2"	48,3	49,5	130	16	100	14	4	M 12	1,35	1	49,73
410050316	50 - 2"	60,3	61,5	140	16	110	14	4	M 12	1,48	1	54,49
410065316	65 - 2 1/2"	76,1	77,5	160	16	130	14	4	M 12	1,86	1	68,53
410080316	80 - 3"	88,9	90,5	190	18	150	18	4	M 16	2,95	1	103,11
410100316	100 - 4"	114,3	116	210	18	170	18	4	M 16	3,26	1	113,88

**426/304L - 427/304L****FLANGIA PIANA**

- PLATE FLANGE
- GLATTE FLANSCH
- BRIDE PLATE
- BRIDA PLANA

MATERIAL: AISI 304L / W. 1.4307**NORM:** EN 1092-1-01 tipo/type "A"**PN 10**

CODE	PN	Pipe		Flange					Bolts		kg	bag	€
		DN	A mm	B1 mm	D mm	C1 mm	K mm	L mm	N°	Thr.			
427015304	PN10=16=25=40	15 - 1/2"	21,3	22	95	14	65	14	4	M 12	0,7	1	18,61
427020304		20 - 3/4"	26,9	27,5	105	16	75	14	4	M 12	1	1	26,15
427025304		25 - 1"	33,7	34,5	115	16	85	14	4	M 12	1,1	1	30,88
427032304		32 - 1 1/4"	42,4	43,5	140	18	100	18	4	M 16	1,8	1	50,62
427040304		40 - 1 1/2"	48,3	49,5	150	18	110	18	4	M 16	2,1	1	57,83
427050304	PN10=16	50 - 2"	60,3	61,5	165	20	125	18	4	M 16	2,6	1	75,90
427065304		65 - 2 1/2"	76,1	77,5	185	20	145	18	8	M 16	3,3	1	86,18
427080304		80 - 3"	88,9	90,5	200	20	160	18	8	M 16	3,6	1	98,20
427100304		100 - 4"	114,3	116	220	22	180	18	8	M 16	4,4	1	119,72
427125304		125 - 5"	139,7	141,5	250	22	210	18	8	M 16	5,4	1	147,59
427150304	PN10	150 - 6"	168,3	170,5	285	24	240	22	8	M 20	7,2	1	194,76
426200304		200 - 8"	219,1	221,5	340	24	295	22	8	M 20	9,3	1	262,54
426250304		250 - 10"	273	276,5	395	26	350	22	12	M 20	12	1	346,90
426300304		300 - 12"	323,9	327,5	445	26	400	22	12	M 20	13,8	1	413,18
426350304		350 - 14"	355,6	359,5	505	28	460	22	16	M 20	20,6	1	on demand
426400304		400 - 16"	406,4	411	565	32	515	26	16	M 24	28	1	on demand
426500304		500 - 20"	508	513,5	670	38	620	26	20	M 24	41	1	on demand



427/304L

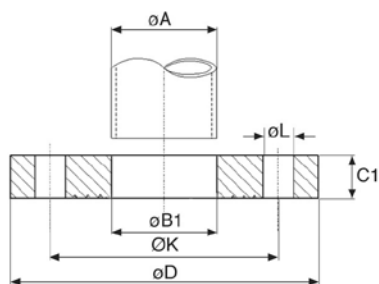
FLANGIA PIANA

- PLATE FLANGE
- GLATTE FLANSCH
- BRIDE PLATE
- BRIDA PLANA

MATERIAL: AISI 304L / W. 1.4307
NORM: EN 1092-1-01 tipo/type "A"

PN 16

CODE	PN	Pipe		Flange					Bolts		kg	€
		DN	A mm	B1 mm	D mm	C1 mm	K mm	L mm	N°	Thr.		
427015304	PN10=16=25=40	15 - 1/2"	21,3	22	95	14	65	14	4	M 12	0,7	18,61
427020304		20 - 3/4"	26,9	27,5	105	16	75	14	4	M 12	1	26,15
427025304		25 - 1"	33,7	34,5	115	16	85	14	4	M 12	1,1	30,88
427032304		32 - 1 1/4"	42,4	43,5	140	18	100	18	4	M 16	1,8	50,62
427040304		40 - 1 1/2"	48,3	49,5	150	18	110	18	4	M 16	2,1	57,83
427050304	PN10=16	50 - 2"	60,3	61,5	165	20	125	18	4	M 16	2,6	75,90
427065304		65 - 2 1/2"	76,1	77,5	185	20	145	18	8	M 16	3,3	86,18
427080304		80 - 3"	88,9	90,5	200	20	160	18	8	M 16	3,6	98,20
427100304		100 - 4"	114,3	116	220	22	180	18	8	M 16	4,4	119,72
427125304		125 - 5"	139,7	141,5	250	22	210	18	8	M 16	5,4	147,59
427150304	PN16	150 - 6"	168,3	170,5	285	24	240	22	8	M 20	7,2	194,76
427200304		200 - 8"	219,1	221,5	340	26	295	22	12	M 20	9,8	275,57
427250304		250 - 10"	273	276,5	405	29	355	26	12	M 24	14,5	417,46
427300304		300 - 12"	323,9	327,5	460	32	410	26	12	M 24	19,3	511,30
427350304		350 - 14"	355,6	359,5	520	35	470	26	16	M 24	28,5	on demand
427400304	PN16	400 - 16"	406,4	411	580	38	525	30	16	M 27	36,2	on demand
427500304		500 - 20"	508	513,5	715	46	650	33	20	M 30	64	on demand



426/316L - 427/316L

FLANGIA PIANA

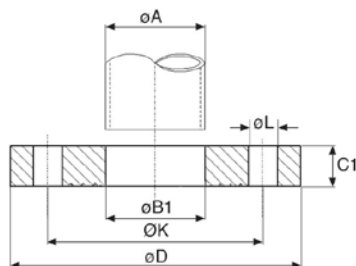
- PLATE FLANGE
- GLATTE FLANSCH
- BRIDE PLATE
- BRIDA PLANA

MATERIAL: AISI 316L / W. 1.4404

NORM: EN 1092-1-01 tipo/type "A"

PN 10

CODE	PN	Pipe		Flange					Bolts		kg	bag	€
		DN	A mm	B1 mm	D mm	C1 mm	K mm	L mm	N°	Thr.			
427015316	PN10=16=25=40	15 - 1/2"	21,3	22	95	14	65	14	4	M12	0,7	1	24,23
427020316		20 - 3/4"	26,9	27,5	105	16	75	14	4	M12	1	1	32,80
427025316		25 - 1"	33,7	34,5	115	16	85	14	4	M12	1,1	1	37,74
427032316		32 - 1 1/4"	42,4	43,5	140	18	100	18	4	M16	1,8	1	65,74
427040316		40 - 1 1/2"	48,3	49,5	150	18	110	18	4	M16	2,1	1	75,09
427050316	PN10=16	50 - 2"	60,3	61,5	165	20	125	18	4	M16	2,6	1	98,56
427065316		65 - 2 1/2"	76,1	77,5	185	20	145	18	8	M16	3,3	1	112,43
427080316		80 - 3"	88,9	90,5	200	20	160	18	8	M16	3,6	1	128,11
427100316		100 - 4"	114,3	116	220	22	180	18	8	M16	4,4	1	156,19
427125316		125 - 5"	139,7	141,5	250	22	210	18	8	M16	5,4	1	181,13
427150316	PN10	150 - 6"	168,3	170,5	285	24	240	22	8	M20	7,2	1	254,06
426200316		200 - 8"	219,1	221,5	340	24	295	22	8	M20	9,3	1	342,55
426250316		250 - 10"	273	276,5	395	26	350	22	12	M20	12	1	448,76
426300316		300 - 12"	323,9	327,5	445	26	400	22	12	M20	13,8	1	469,20
426350316		350 - 14"	355,6	359,5	505	28	460	22	16	M20	20,6	1	on demand
426400316	PN10	400 - 16"	406,4	411	565	32	515	26	16	M24	28	1	on demand
426500316		500 - 20"	508	513,5	670	38	620	26	20	M24	41	1	on demand





427/316L

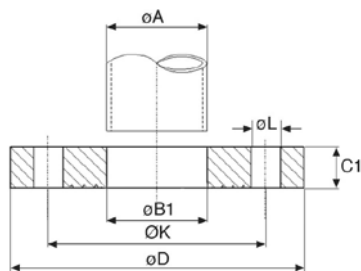
FLANGIA PIANA

- PLATE FLANGE
- GLATTE FLANSCH
- BRIDE PLATE
- BRIDA PLANA

MATERIAL: AISI 316L / W. 1.4404
NORM: EN 1092-1-01 tipo/type "A"

PN 16

CODE	PN	Pipe		Flange					Bolts				€
		DN	A mm	B1 mm	D mm	C1 mm	K mm	L mm	Nº	Thr.			
427015316	PN10=16=25=40	15 - 1/2"	21,3	22	95	14	65	14	4	M 12	0,7	1	24,23
427020316		20 - 3/4"	26,9	27,5	105	16	75	14	4	M 12	1	1	32,80
427025316		25 - 1"	33,7	34,5	115	16	85	14	4	M 12	1,1	1	37,74
427032316		32 - 1"1/4	42,4	43,5	140	18	100	18	4	M 16	1,8	1	65,74
427040316		40 - 1"1/2	48,3	49,5	150	18	110	18	4	M 16	2,1	1	75,09
427050316	PN10=16	50 - 2"	60,3	61,5	165	20	125	18	4	M 16	2,6	1	98,56
427065316		65 - 2"1/2	76,1	77,5	185	20	145	18	8	M 16	3,3	1	112,43
427080316		80 - 3"	88,9	90,5	200	20	160	18	8	M 16	3,6	1	128,11
427100316		100 - 4"	114,3	116	220	22	180	18	8	M 16	4,4	1	156,19
427125316		125 - 5"	139,7	141,5	250	22	210	18	8	M 16	5,4	1	181,13
427150316	PN16	150 - 6"	168,3	170,5	285	24	240	22	8	M 20	7,2	1	254,06
427200316		200 - 8"	219,1	221,5	340	26	295	22	12	M 20	9,8	1	355,64
427250316		250 - 10"	273	276,5	405	29	355	26	12	M 24	14,5	1	540,02
427300316		300 - 12"	323,9	327,5	460	32	410	26	12	M 24	19,3	1	608,29
427350316		350 - 14"	355,6	359,5	520	35	470	26	16	M 24	28,5	1	on demand
427400316		400 - 16"	406,4	411	580	38	525	30	16	M 27	36,2	1	on demand
427500316		500 - 20"	508	513,5	715	46	650	33	20	M 30	64	1	on demand



427/304L - 428/304L

A 20 21



FLANGIA PIANA

- PLATE FLANGE
- GLATTE FLANSCH
- BRIDE PLATE
- BRIDA PLANA

MATERIAL: AISI 304L / W. 1.4307

NORM: EN 1092-1-01 tipo/type "A"

PN 40

CODE	PN	Pipe		Flange					Bolts				
		DN	A mm	B1 mm	D mm	C1 mm	K mm	L mm	Nº	Thr.			
427015304	PN10=16=25=40	15 - 1/2"	21,3	22	95	14	65	14	4	M12	0,7	1	18,61
427020304		20 - 3/4"	26,9	27,5	105	16	75	14	4	M12	1	1	26,15
427025304		25 - 1"	33,7	34,5	115	16	85	14	4	M12	1,1	1	30,88
427032304		32 - 1"1/4	42,4	43,5	140	18	100	18	4	M16	1,8	1	50,62
427040304		40 - 1"1/2	48,3	49,5	150	18	110	18	4	M16	2,1	1	57,83
428050304	PN25=40	50 - 2"	60,3	61,5	165	20	125	18	4	M16	2,73	1	79,15
428065304		65 - 2"1/2	76,1	77,5	185	22	145	18	8	M16	3,48	1	100,93
428080304		80 - 3"	88,9	90,5	200	24	160	18	8	M16	4,32	1	125,22
428100304		100 - 4"	114,3	116	235	26	190	22	8	M20	6,07	1	175,94
428125304		125 - 5"	139,7	141,5	270	28	220	26	8	M24	8,19	1	237,47
428150304	PN40	150 - 6"	168,3	170,5	300	30	250	26	8	M24	10,3	1	298,59
428200304		200 - 8"	219,1	221,5	375	36	320	30	12	M27	17,9	1	518,91
428250304		250 - 10"	273	276,5	450	42	385	33	12	M30	29,3	1	849,38
428300304		300 - 12"	323,9	327,5	515	52	450	33	16	M30	45,1	1	1307,44

A 20 21

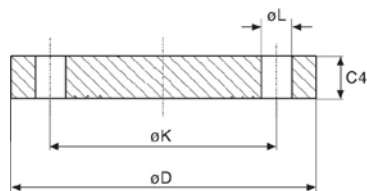
432/304L - 433/304L



FLANGIA CIECA

- BLIND FLANGE
- BLINDFLANSCH
- BRIDE PLEINE
- BRIDA CIEGA

MATERIAL: AISI 304L / W. 1.4307
NORM: EN 1092-1-05 tipo/type "A"

PN 10



CODE	PN	DN	Flange				Bolts				€
			D mm	C4 mm	K mm	L mm	Nº	Thr.			
433015304	PN10=16=25=40	15 - 1/2"	95	16	65	14	4	M12	0,8	1	28,26
433020304		20 - 3/4"	105	18	75	14	4	M12	1,1	1	33,66
433025304		25 - 1"	115	18	85	14	4	M12	1,4	1	40,71
433032304		32 - 1"1/4	140	18	100	18	4	M16	2	1	59,84
433040304		40 - 1"1/2	150	18	110	18	4	M16	2,4	1	69,30
433050304	PN10=16	50 - 2"	165	18	125	18	4	M16	2,9	1	84,94
433065304		65 - 2"1/2	185	18	145	18	8	M16	3,7	1	99,86
433080304		80 - 3"	200	20	160	18	8	M16	4,6	1	131,14
433100304		100 - 4"	220	20	180	18	8	M16	5,7	1	160,73
433125304		125 - 5"	250	22	210	18	8	M16	8,1	1	231,26
433150304	PN10	150 - 6"	285	22	240	22	8	M 20	10,5	1	298,61
432200304		200 - 8"	340	24	295	22	8	M 20	16,5	1	460,72
432250304		250 - 10"	395	26	350	22	12	M 20	24	1	710,33
432300304		300 - 12"	445	26	400	22	12	M 20	31	1	907,78

A 20 21

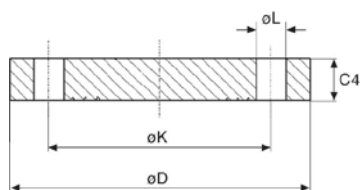
433/304L



FLANGIA CIECA

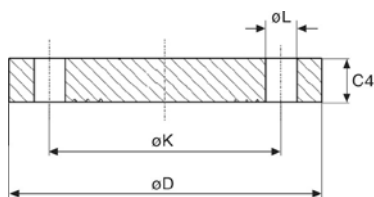
- BLIND FLANGE
- BLINDFLANSCH
- BRIDE PLEINE
- BRIDA CIEGA

MATERIAL: AISI 304L / W. 1.4307
NORM: EN 1092-1-05 tipo/type "A"

PN 16



CODE	PN	DN	Flange				Bolts				€
			D mm	C4 mm	K mm	L mm	Nº	Thr.			
433015304	PN10=16=25=40	15 - 1/2"	95	16	65	14	4	M12	0,8	1	28,26
433020304		20 - 3/4"	105	18	75	14	4	M12	1,1	1	33,66
433025304		25 - 1"	115	18	85	14	4	M12	1,4	1	40,71
433032304		32 - 1"1/4	140	18	100	18	4	M16	2	1	59,84
433040304		40 - 1"1/2	150	18	110	18	4	M16	2,4	1	69,30
433050304	PN10=16	50 - 2"	165	18	125	18	4	M16	2,9	1	84,94
433065304		65 - 2"1/2	185	18	145	18	8	M16	3,7	1	99,86
433080304		80 - 3"	200	20	160	18	8	M16	4,6	1	131,14
433100304		100 - 4"	220	20	180	18	8	M16	5,7	1	160,73
433125304		125 - 5"	250	22	210	18	8	M16	8,1	1	231,26
433150304	PN16	150 - 6"	285	22	240	22	8	M 20	10,5	1	298,61
433200304		200 - 8"	340	24	295	22	12	M 20	16,5	1	460,72
433250304		250 - 10"	405	26	355	26	12	M 24	25	1	723,93
433300304		300 - 12"	460	28	410	26	12	M 24	35	1	1035,57



432/316L - 433/316L

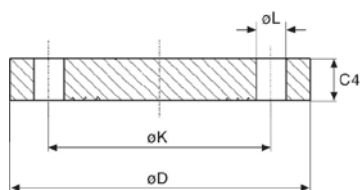
FLANGIA CIECA

- BLIND FLANGE
- BLINDFLANSCH
- BRIDE PLEINE
- BRIDA CIEGA

PN 10

MATERIAL: AISI 316L / W. 1.4404
NORM: EN 1092-1-05 tipo/type "A"

CODE	PN	DN	Flange				Bolts		kg	€
			D mm	C4 mm	K mm	L mm	Nº	Thr.		
433015316	PN10=16=25=40	15 - 1/2"	95	16	65	14	4	M12	0,8	37,30
433020316		20 - 3/4"	105	18	75	14	4	M12	1,1	44,71
433025316		25 - 1"	115	18	85	14	4	M12	1,4	54,14
433032316		32 - 1"1/4"	140	18	100	18	4	M16	2	79,58
433040316		40 - 1"1/2"	150	18	110	18	4	M16	2,4	92,16
433050316	PN10=16	50 - 2"	165	18	125	18	4	M16	2,9	112,94
433065316		65 - 2"1/2"	185	18	145	18	8	M16	3,7	132,83
433080316		80 - 3"	200	20	160	18	8	M16	4,6	174,41
433100316		100 - 4"	220	20	180	18	8	M16	5,7	213,75
433125316		125 - 5"	250	22	210	18	8	M16	8,1	307,56
433150316	PN10	150 - 6"	285	22	240	22	8	M20	10,5	397,18
432200316		200 - 8"	340	24	295	22	8	M20	16,5	597,50
432250316		250 - 10"	395	26	350	22	12	M20	24	926,13
432300316		300 - 12"	445	26	400	22	12	M20	31	1207,77
432350316		350 - 14"	505	26	460	22	16	M20	40	on demand
432400316		400 - 16"	565	26	515	26	16	M24	50	on demand
432500316		500 - 20"	670	28	620	26	20	M24	75	on demand

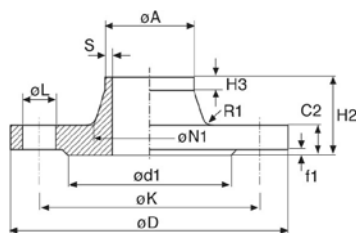
**433/316L****FLANGIA CIECA**

- BLIND FLANGE
- BLINDFLANSCH
- BRIDE PLEINE
- BRIDA CIEGA

PN 16

MATERIAL: AISI 316L / W. 1.4404
NORM: EN 1092-1-05 tipo/type "A"

CODE	PN	DN	Flange				Bolts		kg		€
			D mm	C4 mm	K mm	L mm	Nº	Thr.			
433015316	PN10=16=25=40	15 - 1/2"	95	16	65	14	4	M 12	0,8	1	37,30
433020316		20 - 3/4"	105	18	75	14	4	M 12	1,1	1	44,71
433025316		25 - 1"	115	18	85	14	4	M 12	1,4	1	54,14
433032316		32 - 1 1/4"	140	18	100	18	4	M 16	2	1	79,58
433040316		40 - 1 1/2"	150	18	110	18	4	M 16	2,4	1	92,16
433050316	PN10=16	50 - 2"	165	18	125	18	4	M 16	2,9	1	112,94
433065316		65 - 2 1/2"	185	18	145	18	8	M 16	3,7	1	132,83
433080316		80 - 3"	200	20	160	18	8	M 16	4,6	1	174,41
433100316		100 - 4"	220	20	180	18	8	M 16	5,7	1	213,75
433125316		125 - 5"	250	22	210	18	8	M 16	8,1	1	307,56
433150316	PN16	150 - 6"	285	22	240	22	8	M 20	10,5	1	397,18
433200316		200 - 8"	340	24	295	22	12	M 20	16,5	1	597,50
433250316		250 - 10"	405	26	355	26	12	M 24	25	1	985,90
433300316		300 - 12"	460	28	410	26	12	M 24	35	1	1272,67
433350316		350 - 14"	520	30	470	26	16	M 24	48	1	on demand
433400316	PN16	400 - 16"	580	32	525	30	16	M 27	63,5	1	on demand
433500316		500 - 20"	715	44	650	33	20	M 30	133	1	on demand



429/304L

FLANGIA A COLLARINO

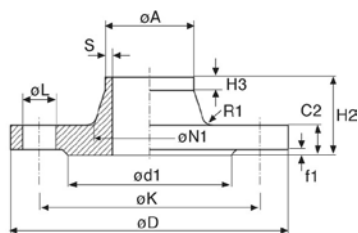
- WELDING NECK FLANGE
- VORSCHWEISS-FLANSCH
- BRIDE COLLERETTE
- BRIDA CUELLO

PN 16

MATERIAL: AISI 304L / W. 1.4307
NORM: EN 1092-1-11 tipo/type "B1"

CODE	PN	Pipe		Flange											Bolts		kg	bag	€
		DN	A mm	D mm	C2 mm	H2 mm	N1 mm	S mm	R1 mm	H3 mm	d1 mm	K mm	f1 mm	L mm	Nº	Thr.			
429015304	PN10=16=25=40	15 - 1/2"	21,3	95	16	38	32	2	4	6	45	65	2	14	4	M12	1	1	24,63
429020304		20 - 3/4"	26,9	105	18	40	40	2,3	4	6	58	75	2	14	4	M12	1	1	34,88
429025304		25 - 1"	33,7	115	18	40	46	2,6	4	6	68	85	2	14	4	M12	1	1	41,56
429032304		32 - 1 1/4"	42,4	140	18	42	56	2,6	6	6	78	100	2	18	4	M16	2	1	61,06
429040304		40 - 1 1/2"	48,3	150	18	45	64	2,6	6	7	88	110	3	18	4	M16	2	1	68,73
429050304	PN10=16	50 - 2"	60,3	165	18	45	74	2,9	6	8	102	125	3	18	4	M16	2,5	1	80,80
429065304		65 - 2 1/2"	76,1	185	18	45	92	2,9	6	10	122	145	3	18	8	M16	3	1	95,22
429080304		80 - 3"	88,9	200	20	50	105	3,2	6	10	138	160	3	18	8	M16	3,7	1	123,19
429100304		100 - 4"	114,3	220	20	52	131	3,6	8	12	158	180	3	18	8	M16	4,6	1	145,25
429125304		125 - 5"	139,7	250	22	55	156	4	8	12	188	210	3	18	8	M16	6,3	1	208,74
429150304	PN16	150 - 6"	168,3	285	22	55	184	4,5	10	12	212	240	3	22	8	M20	7,7	1	314,96
429200304		200 - 8"	219,1	340	24	62	235	6,3	10	16	268	295	3	22	12	M20	11	1	433,46
429250304		250 - 10"	273	405	26	70	292	6,3	12	16	320	355	3	26	12	M24	15,6	1	651,22
429300304		300 - 12"	323,9	460	28	78	344	7,1	12	16	378	410	4	26	12	M24	22	1	685,16
429350304		350 - 14"	355,6	520	30	82	390	8	12	16	438	470	4	26	16	M24	32	1	on demand
429400304	PN16	400 - 16"	406,4	580	32	85	445	8	12	16	490	525	4	30	16	M27	40	1	on demand
429500304		500 - 20"	508	715	36	84	548	8	12	16	610	650	4	33	20	M30	74	1	on demand

A 20 21





429/316L

FLANGIA A COLLARINO

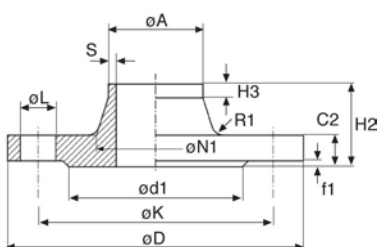
- WELDING NECK FLANGE
- VORSCHWEISS-FLANSCH
- BRIDE COLLERETTE
- BRIDA CUELLO

PN 16

MATERIAL: AISI 316L / W. 1.4404
NORM: EN 1092-1-11 tipo/type "B1"

CODE	PN	Pipe		Flange										Bolts		  €			
		DN	A mm	D mm	C2 mm	H2 mm	N1 mm	S mm	R1 mm	H3 mm	d1 mm	K mm	f1 mm	L mm	Nº	Thr.			
429015316	PN10=16=25=40	15 - 1/2"	21,3	95	16	38	32	2	4	6	45	65	2	14	4	M12	1	1	29,95
429020316		20 - 3/4"	26,9	105	18	40	40	2,3	4	6	58	75	2	14	4	M12	1	1	42,40
429025316		25 - 1"	33,7	115	18	40	46	2,6	4	6	68	85	2	14	4	M12	1	1	50,33
429032316		32 - 1 1/4"	42,4	140	18	42	56	2,6	6	6	78	100	2	18	4	M16	2	1	67,27
429040316		40 - 1 1/2"	48,3	150	18	45	64	2,6	6	7	88	110	3	18	4	M16	2	1	75,90
429050316	PN10=16	50 - 2"	60,3	165	18	45	74	2,9	6	8	102	125	3	18	4	M16	2,5	1	92,81
429065316		65 - 2 1/2"	76,1	185	18	45	92	2,9	6	10	122	145	3	18	8	M16	3	1	108,65
429080316		80 - 3"	88,9	200	20	50	105	3,2	6	10	138	160	3	18	8	M16	3,7	1	137,44
429100316		100 - 4"	114,3	220	20	52	131	3,6	8	12	158	180	3	18	8	M16	4,6	1	154,82
429125316		125 - 5"	139,7	250	22	55	156	4	8	12	188	210	3	18	8	M16	6,3	1	226,67
429150316	PN16	150 - 6"	168,3	285	22	55	184	4,5	10	12	212	240	3	22	8	M20	7,7	1	376,95
429200316		200 - 8"	219,1	340	24	62	235	6,3	10	16	268	295	3	22	12	M20	11	1	530,22
429250316		250 - 10"	273	405	26	70	292	6,3	12	16	320	355	3	26	12	M24	15,6	1	760,50
429300316		300 - 12"	323,9	460	28	78	344	7,1	12	16	378	410	4	26	12	M24	22	1	1302,39
429350316		350 - 14"	355,6	520	30	82	390	8	12	16	438	470	4	26	16	M24	32	1	on demand
429400316	PN16	400 - 16"	406,4	580	32	85	445	8	12	16	490	525	4	30	16	M27	40	1	on demand
429500316		500 - 20"	508	715	36	84	548	8	12	16	610	650	4	33	20	M30	74	1	on demand

A 20 21





429/304L - 430/304L

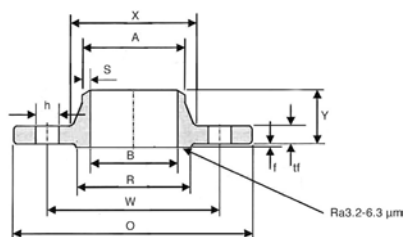
FLANGIA A COLLARINO

- WELDING NECK FLANGE
- VORSCHWEISS-FLANSCH
- BRIDE COLLERETTE
- BRIDA CUELLO

PN 40



MATERIAL: AISI 304L / W. 1.4307
NORM: EN 1092-1-11 tipo/type "B1"

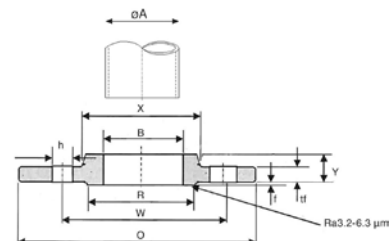
CODE	PN	Pipe		Flange											Bolts				€
		DN	A mm	D mm	C2 mm	H2 mm	N1 mm	S mm	R1 mm	H3 mm	d1 mm	K mm	f1 mm	L mm	Nº	Thr.			
429015304	PN10=16=25=40	15 - 1/2"	21,3	95	16	38	32	2	4	6	45	65	2	14	4	M 12	1	1	24,63
429020304		20 - 3/4"	26,9	105	18	40	40	2,3	4	6	58	75	2	14	4	M 12	1	1	34,88
429025304		25 - 1"	33,7	115	18	40	46	2,6	4	6	68	85	2	14	4	M 12	1	1	41,56
429032304		32 - 1 1/4"	42,4	140	18	42	56	2,6	6	6	78	100	2	18	4	M 16	2	1	61,06
429040304		40 - 1 1/2"	48,3	150	18	45	64	2,6	6	7	88	110	3	18	4	M 16	2	1	68,73
430050304	PN40	50 - 2"	60,3	165	20	48	75	2,9	6	8	102	125	3	18	4	M 16	2,85	1	100,98
430065304		65 - 2 1/2"	76,1	185	22	52	90	2,9	6	10	122	145	3	18	8	M 16	3,68	1	130,37
430080304		80 - 3"	88,9	200	24	58	105	3,2	8	12	138	160	3	18	8	M 16	4,78	1	169,34
430100304		100 - 4"	114,3	235	24	65	134	3,6	8	12	162	190	3	22	8	M 20	6,46	1	228,96
430125304		125 - 5"	139,7	270	26	68	162	4	8	12	188	220	3	26	8	M 24	8,86	1	313,98
430150304		150 - 6"	168,3	300	28	75	192	4,5	10	12	218	250	3	26	8	M 24	11,7	1	414,57
430200304		200 - 8"	219,1	375	34	88	244	6,3	10	16	285	320	3	30	12	M 27	21	1	772,16
430250304		250 - 10"	273	450	38	105	306	7,1	12	18	345	385	3	33	12	M 30	34,2	1	1211,76
430300304		300 - 12"	323,9	515	42	115	362	8	12	18	410	450	4	33	16	M 30	47,6	1	1686,55

**437/316L****FLANGIA A COLLARINO**

- WELDING NECK FLANGE
- VORSCHWEISS-FLANSCH
- BRIDE COLLERETTE
- BRIDA CUELLO

**150 lb
SCH.
40S**
MATERIAL: AISI 316L / W. 1.4404
NORM: ANSI B16.5

CODE	Pipe		Flange									Bolts				€
	DN	A mm	O mm	B mm	tf mm	X mm	Y mm	S mm	R mm	W mm	f mm	Nº	h mm			
437406015	15 - 1/2"	21,3	90	15,8	9,6	30	46	2,77	34,9	60,3	2	4	15,88	0,51	1	22,20
437406020	20 - 3/4"	26,7	100	21	11,2	38	51	2,87	42,9	69,9	2	4	15,88	0,75	1	25,92
437406025	25 - 1"	33,4	110	26,6	12,7	49	54	3,38	50,8	79,4	2	4	15,88	1,08	1	37,33
437406032	32 - 1 1/4"	42,2	115	35,1	14,3	59	56	3,56	63,5	88,9	2	4	15,88	1,33	1	44,39
437406040	40 - 1 1/2"	48,3	125	40,9	15,9	65	60	3,68	73	98,4	2	4	15,88	1,71	1	62,13
437406050	50 - 2"	60,3	150	52,5	17,5	78	62	3,91	92,1	120,7	2	4	19,05	2,58	1	93,87
437406065	65 - 2 1/2"	73	180	62,7	20,7	90	68	5,16	104,8	139,7	2	4	19,05	4,31	1	141,53
437406080	80 - 3"	88,9	190	77,9	22,3	108	68	5,49	127	152,4	2	4	19,05	5,04	1	177,22
437406100	100 - 4"	114,3	230	102,3	22,3	135	75	6,02	157,2	190,5	2	8	19,05	7,2	1	253,24
437406125	125 - 5"	141,3	255	128,2	22,3	164	87	6,55	185,7	215,9	2	8	22,23	9,01	1	295,88
437406150	150 - 6"	168,3	280	154,1	23,9	192	87	7,11	215,9	241,3	2	8	22,23	11,01	1	400,65
437406200	200 - 8"	219,1	345	202,7	27	246	100	8,18	269,9	298,5	2	8	22,23	18,36	1	645,76

**438/316L****FLANGIA SLIP-ON**

- SLIP-ON FLANGE
- SLIP-ON FLANSCH
- BRIDE SLIP-ON
- BRIDA SLIP-ON

**150 lb
SCH.
40S**
MATERIAL: AISI 316L / W. 1.4404
NORM: ANSI B16.5

CODE	Pipe		Flange										Bolts		kg	lb	€
	DN	A mm	O mm	B mm	tf mm	X mm	Y mm	R mm	W mm	f mm	Nº	h mm					
438406015	15 - 1/2"	21,3	90	22,2	9,6	30	14	34,9	60,3	2	4	15,88	0,41	1	14,34		
438406020	20 - 3/4"	26,7	100	27,7	11,2	38	14	42,9	69,9	2	4	15,88	0,6	1	18,69		
438406025	25 - 1"	33,4	110	34,5	12,7	49	16	50,8	79,4	2	4	15,88	0,83	1	26,71		
438406032	32 - 1 1/4"	42,2	115	43,2	14,3	59	19	63,5	88,9	2	4	15,88	1	1	30,55		
438406040	40 - 1 1/2"	48,3	125	49,5	15,9	65	21	73	98,4	2	4	15,88	1,3	1	41,28		
438406050	50 - 2"	60,3	150	61,9	17,5	78	24	92,1	120,7	2	4	19,05	2,03	1	80,42		
438406065	65 - 2 1/2"	73	180	74,6	20,7	90	27	104,8	139,7	2	4	19,05	3,44	1	105,61		
438406080	80 - 3"	88,9	190	90,7	22,3	108	29	127	152,4	2	4	19,05	3,91	1	128,93		
438406100	100 - 4"	114,3	230	116,1	22,3	135	32	157,2	190,5	2	8	19,05	5,5	1	191,63		
438406125	125 - 5"	141,3	255	143,8	22,3	164	35	185,7	215,9	2	8	22,23	6,27	1	207,27		
438406150	150 - 6"	168,3	280	170,7	23,9	192	38	215,9	241,3	2	8	22,23	7,64	1	294,98		
438406200	200 - 8"	219,1	345	221,5	27	246	43	269,9	298,5	2	8	22,23	12,54	1	411,83		

A 20 23

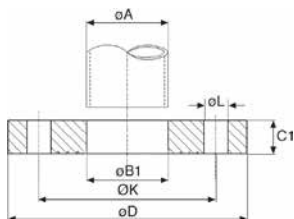
440/304 - 441/304 MICROFUSE-CASTING

FLANGIA PIANA

- PLATE FLANGE
- GLATTE FLANSCH
- BRIDE PLATE
- BRIDA PLANA

MATERIAL: AISI 304 / W. 1.4301
NORM: UNI 2277

PN 10



CODE	PN	Pipe		Flange					Bolts		kg	bag	€
		DN	A mm	B1 mm	D mm	C1 mm	K mm	L mm	Nº	Thr.			
441015304	PN10=16	15 - 1/2"	21,3	22	95	14	65	14	4	M12	0,7	1	14,52
441020304		20 - 3/4"	26,9	27,5	105	16	75	14	4	M12	0,9	1	20,40
441025304		25 - 1"	33,7	34,5	115	16	85	14	4	M12	1,1	1	24,09
441032304		32 - 1 1/4"	42,4	43,5	140	18	100	18	4	M16	1,9	1	39,48
441040304		40 - 1 1/2"	48,3	49,5	150	18	110	18	4	M16	2,1	1	45,11
441050304		50 - 2"	60,3	61,5	165	20	125	18	4	M16	2,5	1	59,21
441065304		65 - 2 1/2"	76,1	77,5	185	20	145	18	4	M16	3,3	1	67,23
441080304		80 - 3"	88,9	90,5	200	20	160	18	8	M16	3,94	1	76,60
441100304		100 - 4"	114,3	116	220	22	180	18	8	M16	4,5	1	93,38
441125304		125 - 5"	139,7	141,5	250	22	210	18	8	M16	6,1	1	115,12
441150304	PN10	150 - 6"	168,3	170,5	285	24	240	22	8	M20	7,5	1	151,90
440200304		200 - 8"	219,1	221,5	340	24	295	22	8	M20	10	1	204,78
440250304		250 - 10"	273	276,5	395	26	350	22	12	M20	13	1	270,58
440300304		300 - 12"	323,9	327,5	445	26	400	22	12	M20	15	1	322,27

A 20 23

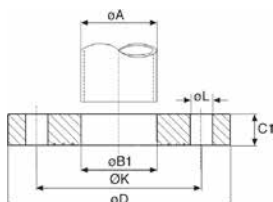
441/304 MICROFUSE-CASTING

FLANGIA PIANA

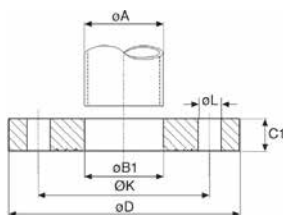
- PLATE FLANGE
- GLATTE FLANSCH
- BRIDE PLATE
- BRIDA PLANA

MATERIAL: AISI 304 / W. 1.4301
NORM: UNI 2278

PN 16



CODE	PN	Pipe		Flange					Bolts		kg	bag	€
		DN	A mm	B1 mm	D mm	C1 mm	K mm	L mm	Nº	Thr.			
441015304	PN10=16	15 - 1/2"	21,3	22	95	14	65	14	4	M12	0,7	1	14,52
441020304		20 - 3/4"	26,9	27,5	105	16	75	14	4	M12	0,9	1	20,40
441025304		25 - 1"	33,7	34,5	115	16	85	14	4	M12	1,1	1	24,09
441032304		32 - 1 1/4"	42,4	43,5	140	18	100	18	4	M16	1,9	1	39,48
441040304		40 - 1 1/2"	48,3	49,5	150	18	110	18	4	M16	2,1	1	45,11
441050304		50 - 2"	60,3	61,5	165	20	125	18	4	M16	2,5	1	59,21
441065304		65 - 2 1/2"	76,1	77,5	185	20	145	18	4	M16	3,3	1	67,23
441080304		80 - 3"	88,9	90,5	200	20	160	18	8	M16	3,94	1	76,60
441100304		100 - 4"	114,3	116	220	22	180	18	8	M16	4,5	1	93,38
441125304		125 - 5"	139,7	141,5	250	22	210	18	8	M16	6,1	1	115,12
441150304	PN16	150 - 6"	168,3	170,5	285	24	240	22	8	M20	7,5	1	151,90
441200304		200 - 8"	219,1	221,5	340	26	295	22	12	M20	10	1	214,94
441250304		250 - 10"	273	276,5	405	29	355	26	12	M24	16	1	325,62
441300304		300 - 12"	323,9	327,5	460	32	410	26	12	M24	19,5	1	398,81



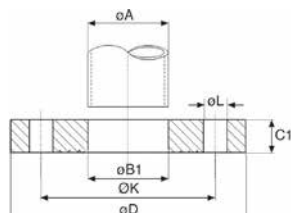
440/316 - 441/316 MICROFUSE-CASTING

FLANGIA PIANA

- PLATE FLANGE
- GLATTE FLANSCH
- BRIDE PLATE
- BRIDA PLANA

PN 10
MATERIAL: AISI 316 / W. 1.4401
NORM: UNI 2277

CODE	PN	Pipe		Flange					Bolts		kg		€
		DN	A mm	B1 mm	D mm	C1 mm	K mm	L mm	Nº	Thr.			
441015316	PN10=16	15 - 1/2"	21,3	22	95	14	65	14	4	M 12	0,7	1	20,09
441020316		20 - 3/4"	26,9	27,5	105	16	75	14	4	M 12	0,9	1	27,23
441025316		25 - 1"	33,7	34,5	115	16	85	14	4	M 12	1,1	1	28,08
441032316		32 - 1 1/4"	42,4	43,5	140	18	100	18	4	M 16	1,9	1	48,33
441040316		40 - 1 1/2"	48,3	49,5	150	18	110	18	4	M 16	2,1	1	55,76
441050316		50 - 2"	60,3	61,5	165	20	125	18	4	M 16	2,5	1	74,02
441065316		65 - 2 1/2"	76,1	77,5	185	20	145	18	4	M 16	3,3	1	89,89
441080316		80 - 3"	88,9	90,5	200	20	160	18	8	M 16	3,94	1	96,51
441100316		100 - 4"	114,3	116	220	22	180	18	8	M 16	4,5	1	117,82
441125316		125 - 5"	139,7	141,5	250	22	210	18	8	M 16	6,1	1	150,27
441150316	PN10	150 - 6"	168,3	170,5	285	24	240	22	8	M 20	7,5	1	198,49
440200316		200 - 8"	219,1	221,5	340	24	295	22	8	M 20	10	1	258,54
440250316		250 - 10"	273	276,5	395	26	350	22	12	M 20	13	1	327,50
440300316		300 - 12"	323,9	327,5	445	26	400	22	12	M 20	15	1	354,95



441/316 MICROFUSE-CASTING

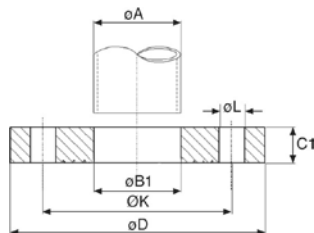
FLANGIA PIANA

- PLATE FLANGE
- GLATTE FLANSCH
- BRIDE PLATE
- BRIDA PLANA

PN 16
MATERIAL: AISI 316 / W. 1.4401
NORM: UNI 2278

CODE	PN	Pipe		Flange					Bolts		kg		€
		DN	A mm	B1 mm	D mm	C1 mm	K mm	L mm	Nº	Thr.			
441015316	PN10=16	15 - 1/2"	21,3	22	95	14	65	14	4	M 12	0,7	1	20,09
441020316		20 - 3/4"	26,9	27,5	105	16	75	14	4	M 12	0,9	1	27,23
441025316		25 - 1"	33,7	34,5	115	16	85	14	4	M 12	1,1	1	28,08
441032316		32 - 1 1/4"	42,4	43,5	140	18	100	18	4	M 16	1,9	1	48,33
441040316		40 - 1 1/2"	48,3	49,5	150	18	110	18	4	M 16	2,1	1	55,76
441050316		50 - 2"	60,3	61,5	165	20	125	18	4	M 16	2,5	1	74,02
441065316		65 - 2 1/2"	76,1	77,5	185	20	145	18	4	M 16	3,3	1	89,89
441080316		80 - 3"	88,9	90,5	200	20	160	18	8	M 16	3,94	1	96,51
441100316		100 - 4"	114,3	116	220	22	180	18	8	M 16	4,5	1	117,82
441125316		125 - 5"	139,7	141,5	250	22	210	18	8	M 16	6,1	1	150,27
441150316	PN16	150 - 6"	168,3	170,5	285	24	240	22	8	M 20	7,5	1	198,49
441200316		200 - 8"	219,1	221,5	340	26	295	22	12	M 20	10	1	275,29
441250316		250 - 10"	273	276,5	405	29	355	26	12	M 24	16	1	416,02
441300316		300 - 12"	323,9	327,5	460	32	410	26	12	M 24	19,5	1	490,43

A 20 23



442/304 - 443/304 MICROFUSE RIDOTTE REDUCED CASTING

FLANGIA PIANA SPESSORE RIDOTTO

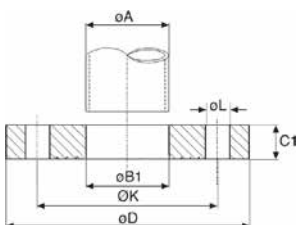
- PLATE FLANGE REDUCED THICKNESS
- GLATTE FLANSCH REDUZIERTER WANDSTÄRKE
- BRIDE PLATE ÉPAISSEUR RÉDUIT
- BRIDA PLANA ESPESOR REDUCIDO

PN 10

MATERIAL: AISI 304 / W.1.4301
NORM: spessore ridotto / thin thickness

CODE	PN	Pipe		Flange					Bolts		kg	bag	€
		DN	A mm	B1 mm	D mm	C1 mm	K mm	L mm	Nº	Thr.			
442040304	PN10=16	40 - 1"1/2	48,3	49	150	10	110	18	4	M 16	1,31	1	31,58
442050304		50 - 2"	60,3	61,5	165	10	125	18	4	M 16	1,39	1	41,45
442065304		65 - 2"1/2	76,1	77	185	12	145	18	4	M 16	2,2	1	47,05
442080304		80 - 3"	88,9	90	200	12	160	18	8	M 16	2,36	1	53,61
442100304		100 - 4"	114,3	115,5	220	12	180	18	8	M 16	2,46	1	65,37
442125304		125 - 5"	139,7	141	250	14	210	18	8	M 16	3,56	1	80,58
442150304		150 - 6"	168,3	170	285	14	240	22	8	M 20	4,38	1	106,33
443200304	PN10	200 - 8"	219,1	221	340	16	295	22	8	M 20	6,2	1	143,35
443250304		250 - 10"	273	275	395	18	350	22	12	M 20	8,3	1	189,40
443300304		300 - 12"	323,9	326	445	18	400	22	12	M 20	9,6	1	225,59

A 20 23



442/304 MICROFUSE RIDOTTE REDUCED CASTING

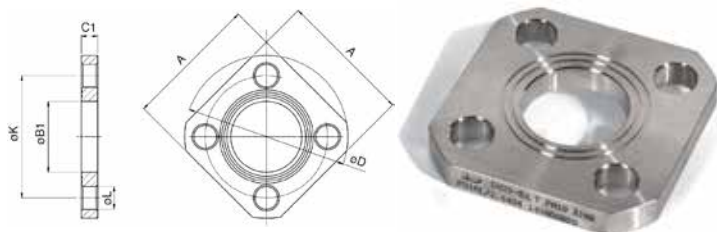
FLANGIA PIANA SPESSORE RIDOTTO

- PLATE FLANGE REDUCED THICKNESS
- GLATTE FLANSCH REDUZIERTER WANDSTÄRKE
- BRIDE PLATE ÉPAISSEUR RÉDUIT
- BRIDA PLANA ESPESOR REDUCIDO

PN 16

MATERIAL: AISI 304 / W.1.4301
NORM: spessore ridotto / thin thickness

CODE	PN	Pipe		Flange					Bolts		kg	bag	€
		DN	A mm	B1 mm	D mm	C1 mm	K mm	L mm	Nº	Thr.			
442040304	PN10=16	40 - 1"1/2	48,3	49	150	10	110	18	4	M 16	1,31	1	31,58
442050304		50 - 2"	60,3	61,5	165	10	125	18	4	M 16	1,39	1	41,45
442065304		65 - 2"1/2	76,1	77	185	12	145	18	4	M 16	2,2	1	47,05
442080304		80 - 3"	88,9	90	200	12	160	18	8	M 16	2,36	1	53,61
442100304		100 - 4"	114,3	115,5	220	12	180	18	8	M 16	2,46	1	65,37
442125304		125 - 5"	139,7	141	250	14	210	18	8	M 16	3,56	1	80,58
442150304		150 - 6"	168,3	170	285	14	240	22	8	M 20	4,38	1	106,33
442200304	PN16	200 - 8"	219,1	221	340	16	295	22	12	M 20	6	1	150,47
442250304		250 - 10"	273	275	405	18	355	26	12	M 24	9	1	227,94
442300304		300 - 12"	323,9	326	460	18	410	26	12	M 24	10,9	1	279,17



193-005/316L

A 20 21

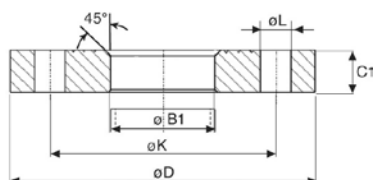
FLANGIA QUADRA

- SQUARE FLANGE
- QUADRATISCH FLANSCH
- BRIDE CARRÉE
- BRIDA CUADRADA

PN 10

MATERIAL: AISI 316L / W. 1.4404

CODE	DN	A mm	B1 mm	D mm	C1 mm	K mm	L mm	Holes Nr.	Thread	kg		€
193015005	15	72	22	90	10	65	14	4	M 12	0,32	1	23,49
193020005	20	72	27,5	90	10	65	14	4	M 12	0,303	1	23,49
193025005	25	78	34,5	95	10	70	14	4	M 12	0,339	1	26,80
193032005	32	82	43,5	100	10	75	14	4	M 12	0,344	1	27,63
193040005	40	85	49,5	110	10	85	14	4	M 12	0,362	1	27,95
193050005	50	95	61,5	120	10	95	14	4	M 12	0,413	1	36,36



425/000

A 20 21

FLANGIA LIBERA IN ALLUMINIO

- ALUMINIUM LOOSE FLANGE
- ALUMINIUM LOSE FLANSCH
- BRIDE LIBRE D'ALUMINIUM
- BRIDA LOCA DE ALUMINIO

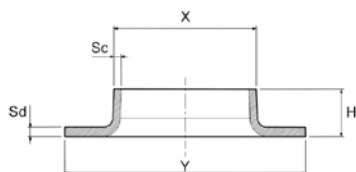
MATERIAL: alluminio/aluminium EN AB 47000
(UNI 7369/2)

PN 10

NORM: UNI 6089 - DIN 2642 ISO R64

CODE	Pipe		Flange					Bolts N°	kg		€
	DN	A mm	D mm	C1 mm	B1 mm	K mm	L mm				
425010010	10 - 3/8"	17,2	90	12	19	60	14	4	0,18	1	4,99
425015010	15 - 1/2"	21,3	95	12	24	65	14	4	0,19	1	5,09
425020010	20 - 3/4"	26,9	105	12	30	75	14	4	0,22	1	5,58
425025010	25 - 1"	33,7	115	12	36	85	14	4	0,27	1	6,03
425032010	32 - 1 1/4"	42,4	140	16	46	100	18	4	0,53	1	9,35
425040010	40 - 1 1/2"	48,3	150	16	54	110	18	4	0,59	1	10,12
425050010	50 - 2"	60,3	165	16	65	125	18	4	0,7	1	11,58
425065010	65 - 2 1/2"	76,1	185	16	81	145	18	4	0,87	1	13,68
425080010	80 - 3"	88,9	200	18	94	160	18	8	1,05	1	15,79
425100010	100 - 4"	114,3	220	18	119	180	18	8	1,16	1	16,74
425125010	125 - 5"	139,7	250	18	144	210	18	8	1,45	1	23,37
425150010	150 - 6"	168,3	285	18	173	240	22	8	1,7	1	24,50
425200010	200 - 8"	219,1	340	20	225	295	22	8	2,5	1	38,17
425250010	250 - 10"	273	395	22	279	350	22	12	3,25	1	50,67
425300010	300 - 12"	323,9	445	22	329	400	22	12	3,8	1	54,79

A 20 22





177/304L

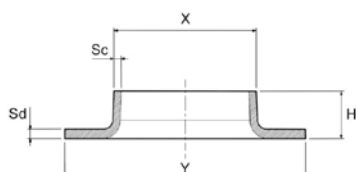
CARTELLA DI APPOGGIO

- LAP-JOINT
- VORSCHWEISSBÖRDEL
- COLLERETTE
- VALONA

MATERIAL: AISI 304L / W. 1.4307

Thickness: 2 mm

CODE	DN	DN inch	Y mm	X mm	H mm	Sd mm	Sc mm			€
177172304	10	3/8"	40	17,2	6	2	2	20	10	2,71
177213304	15	1/2"	43	21,3	7	2	2	25	10	2,71
177269304	20	3/4"	58	26,9	8	2	2	38	10	2,71
177337304	25	1"	68	33,7	9	2	2	55	10	2,71
177424304	32	1 1/4"	78	42,4	10	2	2	68	10	3,22
177483304	40	1 1/2"	88	48,3	10	2	2	85	10	4,04
177603304	50	2"	102	60,3	12	2	2	115	10	5,02
177761304	65	2 1/2"	122	76,1	12	2	2	150	10	6,71
177889304	80	3"	138	88,9	12	2	2	170	10	7,71
177114304	100	4"	158	114,3	16	2	2	200	10	9,77
177139304	125	5"	185	139,7	16	2	2	300	5	12,18
177168304	150	6"	212	168,3	17	2	2	350	5	13,91
177219304	200	8"	270	219,1	18	2	2	500	2	22,46





177/316L

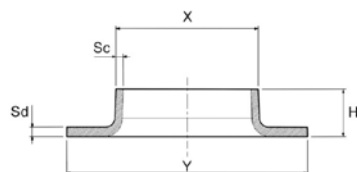
CARTELLA DI APPOGGIO

- LAP-JOINT
- VORSCHWEISSBÖRDEL
- COLLERETTE
- VALONA

MATERIAL: AISI 316L / W. 1.4404



Thickness: 2 mm

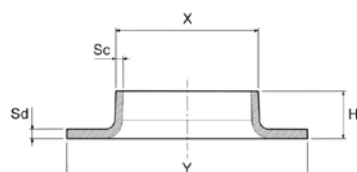
CODE	DN	DN inch	Y mm	X mm	H mm	Sd mm	Sc mm			€
177172316	10	3/8"	40	17,2	6	2	2	20	10	3,35
177213316	15	1/2"	43	21,3	7	2	2	25	10	3,35
177269316	20	3/4"	58	26,9	8	2	2	38	10	3,35
177337316	25	1"	68	33,7	9	2	2	55	10	4,05
177424316	32	1 1/4"	78	42,4	10	2	2	68	10	5,33
177483316	40	1 1/2"	88	48,3	10	2	2	85	10	5,52
177603316	50	2"	102	60,3	12	2	2	115	10	7,61
177761316	65	2 1/2"	122	76,1	12	2	2	150	10	10,05
177889316	80	3"	138	88,9	12	2	2	170	10	10,77
177114316	100	4"	158	114,3	16	2	2	200	10	13,80
177139316	125	5"	185	139,7	16	2	2	300	5	18,52
177168316	150	6"	212	168,3	17	2	2	350	5	21,10
177219316	200	8"	270	219,1	18	2	2	500	2	34,63

**477/304L****A 20 22****CARTELLA DI APPOGGIO**

- LAP-JOINT
- VORSCHWEISSBÖRDEL
- COLLERETTE
- VALONA



MATERIAL: AISI 304L / W. 1.4307**Thickness: 3 mm**

CODE	DN	DN inch	Y mm	X mm	H mm	Sd mm	Sc mm			€
477172304	10	3/8"	40	17,2	6	3	3	40	10	3,41
477213304	15	1/2"	43	21,3	7	3	3	50	10	3,41
477269304	20	3/4"	58	26,9	8	3	3	75	10	4,18
477337304	25	1"	68	33,7	9	3	3	80	10	4,64
477424304	32	1 1/4"	78	42,4	10	3	3	125	10	5,46
477483304	40	1 1/2"	88	48,3	10	3	3	130	10	6,71
477603304	50	2"	102	60,3	12	3	3	175	10	8,59
477761304	65	2 1/2"	122	76,1	12	3	3	225	10	11,60
477889304	80	3"	138	88,9	12	3	3	250	10	13,36
477114304	100	4"	158	114,3	16	3	3	316	10	15,85
477139304	125	5"	185	139,7	16	3	3	400	5	20,00
477168304	150	6"	212	168,3	17	3	3	475	5	23,83
477219304	200	8"	270	219,1	18	3	3	725	2	34,28

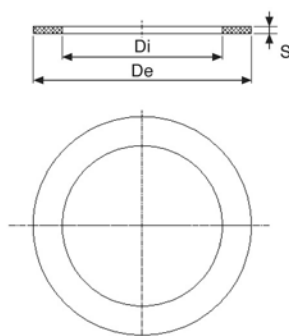
**477/316L****A 20 22****CARTELLA DI APPOGGIO**

- LAP-JOINT
- VORSCHWEISSBÖRDEL
- COLLERETTE
- VALONA

MATERIAL: AISI 316L / W. 1.4404**Thickness: 3 mm**



CODE	DN	DN inch	Y mm	X mm	H mm	Sd mm	Sc mm			€
477172316	10	3/8"	40	17,2	6	3	3	40	10	5,93
477213316	15	1/2"	43	21,3	7	3	3	50	10	5,93
477269316	20	3/4"	58	26,9	8	3	3	75	10	5,93
477337316	25	1"	68	33,7	9	3	3	80	10	6,54
477424316	32	1 1/4"	78	42,4	10	3	3	125	10	8,09
477483316	40	1 1/2"	88	48,3	10	3	3	130	10	9,35
477603316	50	2"	102	60,3	12	3	3	175	10	12,18
477761316	65	2 1/2"	122	76,1	12	3	3	225	10	16,62
477889316	80	3"	138	88,9	12	3	3	250	10	18,82
477114316	100	4"	158	114,3	16	3	3	316	10	22,14
477139316	125	5"	185	139,7	16	3	3	400	5	24,47
477168316	150	6"	212	168,3	17	3	3	475	5	34,42
477219316	200	8"	270	219,1	18	3	3	725	2	51,20

R 30 30

**434/PN6****GUARNIZIONE ECOLOGICA PER FLANGE**

- GASKET FOR FLANGE
- FLANSCHDICHTUNG
- JOINT POUR BRIDE
- JUNTA ECOLÓGICA PARA BRIDA

MATERIAL: Sesalit Eco**NORM:** EN 1092-1**PN 6**

CODE	DN	De mm	Di mm	S mm			€
434015006	15 - (1/2")	44	20	2	4	10	0,50
434020006	20 - (3/4")	54	25	2	6	10	0,74
434025006	25 - (1")	64	30	2	9	10	1,02
434032006	32 - (1 1/4")	75	38	2	11	10	1,38
434040006	40 - (1 1/2")	85	45	2	14	10	1,79
434050006	50 - (2")	95	57	2	15	10	2,72
434065006	65 - (2 1/2")	115	76	2	19	10	3,74
434080006	80 - (3")	132	89	2	26	10	4,45
434100006	100 - (4")	152	108	2	29	10	5,27
434125006	125 - (5")	182	133	2	41	10	7,31
434150006	150 - (6")	207	160	2	38	10	8,32
434200006	200 - (8")	262	218	2	58	10	12,99
434250006	250 - (10")	317	273	2	78	10	17,31
434300006	300 - (12")	373	318	2	113	10	18,69

Sesalit ECO: fibre organiche e sintetiche legate con gomma NBR/SBR esente amianto**IMPIEGHI:** Acqua calda e fredda, olii vegetali ed animali, aria, alcuni carburanti (no GAS)**LIMITI DI TEMPERATURA ORIENTATIVI**

Temperatura massima per brevi esposizioni: 180°-200° C

Temperatura massima di esercizio continuo per fluidi non aggressivi: 140° C

Temperatura massima di esercizio continuo con vapore: 110° C

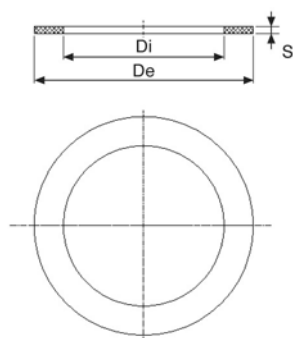
OMOLOGAZIONI: acqua potabile WRAS n° 1605525**Sesalit ECO:** organic and synthetic fibers bonded with NBR/SBR asbestos-free**USES:** hot and cold water, vegetable and animal oils, air, some fuels (no GAS)**GUIDELINE TEMPERATURE LIMITS**

Maximum temperature for short exposure: 180°-200° C

Maximum operating temperature for continuous non-aggressive fluids: 140° C

Maximum temperature for continuous operation with steam: 110° C

APPROVAL: potable water WRAS n° 1605525


**PN
10/16**

434/PN10-16



R 30 30

GUARNIZIONE ECOLOGICA PER FLANGE

- GASKET FOR FLANGE
- FLANSCHDICHTUNG
- JOINT POUR BRIDE
- JUNTA ECOLOGICA PARA BRIDA

MATERIAL: Sesalit Eco

NORM: EN 1092-1

CODE	DN	De mm	Di mm	S mm			€
434015000	15 - [1/2"]	50	20	2	6	10	0,50
434020000	20 - [3/4"]	60	25	2	8	10	0,72
434025000	25 - [1"]	70	30	2	10	10	1,01
434032000	32 - [1 1/4"]	82	38	2	14	10	1,38
434040000	40 - [1 1/2"]	92	45	2	17	10	1,79
434050000	50 - [2"]	108	57	2	22	10	2,70
434065000	65 - [2 1/2"]	127	76	2	27	10	3,72
434080000	80 - [3"]	142	89	2	30	10	4,41
434100000	100 - [4"]	162	108	2	38	10	5,06
434125000	125 - [5"]	192	140	2	44	10	7,10
434150000	150 - [6"]	218	169	2	55	10	8,10
434200000	200 - [8"]	273	218	2	71	10	12,55
434250000	250 - [10"]	328	273	2	91	10	16,87
434300000	300 - [12"]	378	318	2	137	10	18,32
434350000	350 - [14"]	438	368	2	162	10	24,90
434400000	400 - [16"]	490	420	2	180	10	31,10

Sesalit ECO: fibre organiche e sintetiche legate con gomma NBR/SBR esente amianto

IMPIEGHI: Acqua calda e fredda, olii vegetali ed animali, aria, alcuni carburanti (no GAS)

LIMITI DI TEMPERATURA ORIENTATIVI

Temperatura massima per brevi esposizioni: 180°-200° C

Temperatura massima di esercizio continuo per fluidi non aggressivi: 140° C

Temperatura massima di esercizio continuo con vapore: 110° C

OMOLOGAZIONI: acqua potabile WRAS n° 1605525

Sesalit ECO: organic and synthetic fibers bonded with NBR/SBR asbestos-free

USES: hot and cold water, vegetable and animal oils, air, some fuels (no GAS)

GUIDELINE TEMPERATURE LIMITS

Maximum temperature for short exposure: 180°-200° C

Maximum operating temperature for continuous non-aggressive fluids: 140° C

Maximum temperature for continuous operation with steam: 110° C

APPROVAL: potable water WRAS n° 1605525



435/001

BULLONE E DADO PER FLANGIA

- HEXAGONAL BOLT AND NUT FOR FLANGE
- SCHRAUBEN UND MUTTEN FÜR FLANSCH
- BOULON D'ASSEMBLAGE À TÊTE HEXAGONALE POUR BRIDE
- TORNILLO Y TUERCA PARA BRIDA

MATERIAL: AISI 304 / W. 1.4301

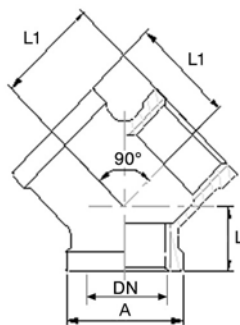
CODE	Measure				€
435012001	M 12 x 50 + dado/nut M 12	70	4	80	2,42
435016001	M 16 x 65 + dado/nut M 16	154	4	40	5,23
435020001	M 20 x 80 + dado/nut M 20	300	4	24	10,34
435024001	M 24 x 100 + dado/nut M 24	610	4	24	19,48

BULLONI PER FLANGE / BOLTS AND NUTS FOR FLANGES

DN	DN inch	PN6		PN10		PN16		PN25		PN40	
		viti	N° pezzi	viti	N° pezzi	viti	N° pezzi	viti	N° pezzi	viti	N° pezzi
15	1/2"	M10x45	4	M12x50	4	M12x50	4	M12x50	4	M12x50	4
20	3/4"	M10x45	4	M12x50	4	M12x50	4	M12x50	4	M12x50	4
25	1"	M10x45	4	M12x50	4	M12x50	4	M12x50	4	M12x50	4
32	1" 1/4	M12x50	4	M16x65	4	M16x65	4	M16x65	4	M16x65	4
40	1" 1/2	M12x50	4	M16x65	4	M16x65	4	M16x65	4	M16x65	4
50	2"	M12x50	4	M16x65	4	M16x65	4	M16x65	4	M16x65	4
65	2" 1/2	M12x50	4	M16x65	8	M16x65	8	M16x65	8	M16x65	8
80	3"	M16x65	4	M16x65	8	M16x65	8	M16x65	8	M16x65	8
100	4"	M16x65	4	M16x65	8	M16x65	8	M20x80	8	M20x80	8
125	5"	M16x65	8	M16x65	8	M16x65	8	M24x100	8	M24x100	8
150	6"	M16x65	8	M20x80	8	M20x80	8	M24x100	8	M24x100	8
200	8"	M16x65	8	M20x80	8	M20x80	12	M24x100	12	M27x100	12

NOTE

M10x45 - M27x100 = Non presenti in assortimento. / Absent on product range.





89

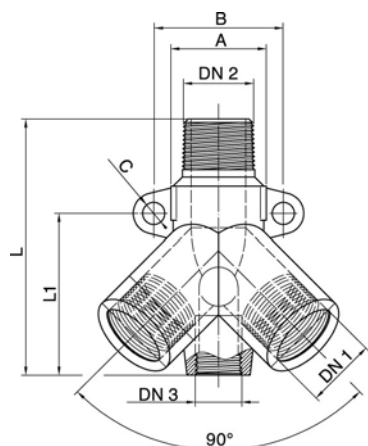
A 30 30

DEVIAZIONE A Y

- Y-TEE BANDED
- Y-FITTING MIT INNENGEWINDE
- Y RACCORD
- RACOR "Y"

MATERIAL: AISI 316 / W. 1.4401
THREAD: EN 10226-1 (ex ISO 7/1)
RATING: 150 PSI – PN10

CODE	DN	DN inch	A mm	L mm	L1 mm			€
089108316	6	1/8"	17	10	17	40	10	3,80
089104316	8	1/4"	21	13	19	64	10	5,32
089308316	10	3/8"	25	14	23	100	10	7,28
089102316	15	1/2"	29	18	27	128	10	9,90
089304316	20	3/4"	35	20	32	193	10	13,32
089100316	25	1"	43	23	38	323	10	20,68
089114316	32	1 1/4"	52	28	46	485	5	33,81
089112316	40	1 1/2"	58	30	48	565	5	38,73
089200316	50	2"	71	34	57	890	1	57,95





89/P

A 30 30

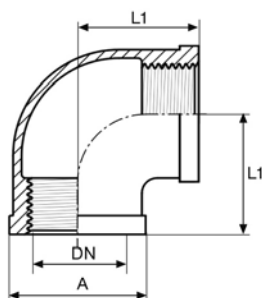
DEVIAZIONE A Y PER IMPIANTI ARIA COMPRESSA

- Y-TEE BANDED FOR COMPRESSED AIR SYSTEMS
- Y-FITTING MIT INNENGEWINDE FÜR DRUCKLUFT ANLAGE
- Y RACCORD POUR LES SYSTÈMES D'AIR COMPRIMÉ
- RACOR "Y" PARA INSTALACIONES DE AIRE COMPRIMIDO

MATERIAL: AISI 316 / W. 1.4401
THREAD: EN 10226-1 (ex ISO 7/1)
RATING: 150 PSI – PN10

CODE	DN1 inch	DN2 inch	DN3 inch	L mm	L1 mm	A mm	B mm	C mm			€
089102316P	1/2"	1/2"	1/4"	75	47,5	28	38	6,5	300	5	32,47

A 30 30






90

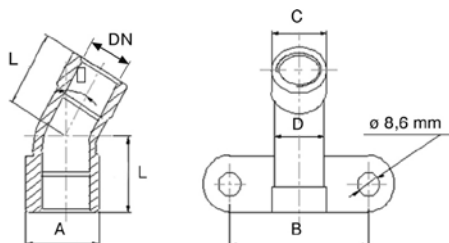
GOMITO 90° FF

- ELBOW 90° F/F
- WINKEL 90° I/I
- COUDE FF 90°
- CODO 90 HH

MATERIAL: AISI 316 / W. 1.4401
THREAD: EN 10226-1 (ex ISO 7/1)
RATING: 150 PSI – PN10

CODE	DN	DN inch	A mm	L1 mm				€
090108316	6	1/8"	17	19	39	10	450	3,15
090104316	8	1/4"	21,3	21	61	10	300	2,84
090308316	10	3/8"	23,5	21,3	68	10	250	3,15
090102316	15	1/2"	29	27	102	10	100	3,49
090304316	20	3/4"	36	33	164	10	50	5,37
090100316	25	1"	43	38	264	10	70	8,02
090114316	32	1 1/4"	52	45	413	5	45	11,80
090112316	40	1 1/2"	58	50	521	5	30	14,92
090200316	50	2"	71,5	57	808	5	15	25,61
090212316	65	2 1/2"	87	69,7	1183	4	8	55,54
090300316	80	3"	99,5	77	1504	1	8	76,09
090400316	100	4"	126	98,2	2714	1	2	131,00

A 30 30





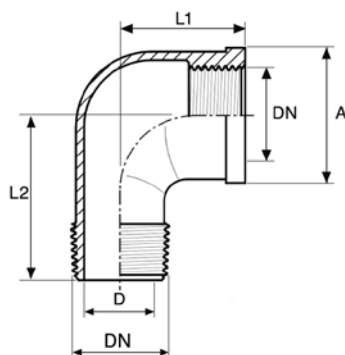
91

GOMITO FF CON FLANGIA

- WALL PLATE ELBOW F/F
- DECKENWINKEL MIT INNENGEWINDE
- COUDE FF AVEC BRIDE
- CODO PLACA

MATERIAL: AISI 316 / W. 1.4401
THREAD: EN 10226-1 (ex ISO 7/1)
RATING: 150 PSI – PN10

CODE	DN	DN inch	degrees	L mm	A mm	B mm	C mm	D mm			€
091102045	15	1/2"	45°	22,8	28,5	55	27	25	146	5	9,60
091102090	15	1/2"	90°	27,7	28,5	55	27	25	162	5	9,98



92

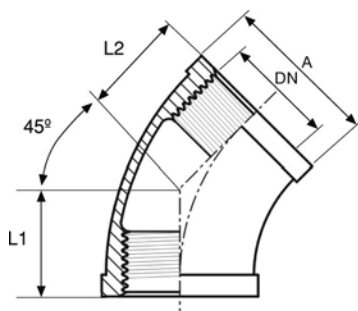
A 30 30

GOMITO 90° MF

- ELBOW 90° M/F
- WINKEL 90° I/A
- COUDE MF 90°
- CODO 90 MH

MATERIAL: AISI 316 / W. 1.4401
THREAD: EN 10226-1 (ex ISO 7/1)
RATING: 150 PSI – PN10

CODE	DN	DN inch	A mm	L1 mm	L2 mm	D mm				€
092108316	6	1/8"	17	19	25	5,5	26	10	600	3,79
092104316	8	1/4"	21	21	28,3	7,6	40	10	400	3,79
092308316	10	3/8"	25	25	32	10	73	10	200	3,93
092102316	15	1/2"	29	28	42	12,7	94	10	120	4,22
092304316	20	3/4"	35	33	50,5	17,7	167	10	60	6,24
092100316	25	1"	43	38	52	24,8	231	10	80	9,99
092114316	32	1 1/4"	52	45	60	33	429	5	45	15,91
092112316	40	1 1/2"	58,8	50	65	38	473	5	30	20,09
092200316	50	2"	71,7	58	74	48,7	760	5	15	26,42
092212316	65	2 1/2"	86,2	69	101	62	1286	4	8	62,66
092300316	80	3"	100	77	114,5	74,5	1925	1	6	97,83
092400316	100	4"	126,5	97	146,5	100	3100	1	3	162,06



121

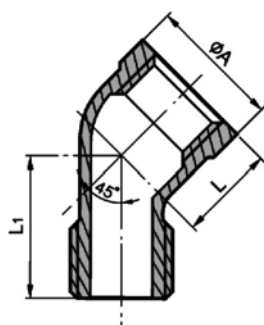
A 30 30

GOMITO 45° FF

- ELBOW 45° F/F
- WINKEL 45° I/I
- COUDE FF 45°
- CODO 45 HH

MATERIAL: AISI 316 / W. 1.4401
THREAD: EN 10226-1 (ex ISO 7/1)
RATING: 150 PSI – PN10

CODE	DN	DN inch	A mm	L1 mm	L2 mm			€
121108316	6	1/8"	18	18	18	36	10	4,58
121104316	8	1/4"	21	17	17	50	10	4,58
121308316	10	3/8"	25	20	20	87	10	5,31
121102316	15	1/2"	29,5	22	22	118	10	5,47
121304316	20	3/4"	35,6	25	25	147	10	8,37
121100316	25	1"	43	28	28	246	10	11,41
121114316	32	1 1/4"	52,4	33	33	347	5	16,86
121112316	40	1 1/2"	58	36	36	416	5	22,69
121200316	50	2"	72	43	43	673	5	34,12
121212316	65	2 1/2"	87	49	49	918	4	67,12
121300316	80	3"	100	55	55	1232	1	91,35
121400316	100	4"	125,5	64	64	3156	1	161,49





122

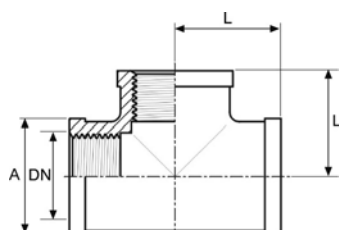
GOMITO 45° MF

- ELBOW 90° M/F
- WINKEL 90° I/A
- COUDE MF 90°
- CODO 90 MH

MATERIAL: AISI 316 / W. 1.4401
THREAD: EN 10226-1 (ex ISO 7/1)
RATING: 150 PSI – PN10

A 30 30

CODE	DN	DN inch	A mm	L mm	L1 mm			€
122108316	6	1/8"	17	16	21	24	10	2,35
122104316	8	1/4"	21	17	23	42	10	3,35
122308316	10	3/8"	25	19	27	63	10	4,67
122102316	15	1/2"	29	21	31	87	10	6,27
122304316	20	3/4"	35	25	36	135	10	8,77
122100316	25	1"	43	29	42	230	10	15,63
122114316	32	1 1/4"	52	34	49	360	5	22,39
122112316	40	1 1/2"	58	37	51	422	5	26,28
122200316	50	2"	71	42	59	710	5	40,41
122212316	65	2 1/2"	88	49	71	1210	4	78,37
122300316	80	3"	101	54	79	1670	2	106,62
122400316	100	4"	129	65	96	2860	1	175,97






131

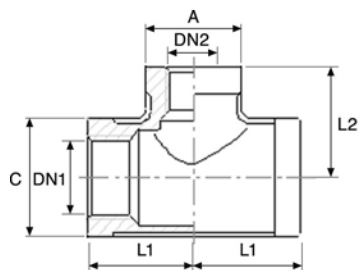
TEE NORMALE

- TEE
- T-STÜCK
- TEE
- TE IGUAL

MATERIAL: AISI 316 / W. 1.4401
THREAD: EN 10226-1 (ex ISO 7/1)
RATING: 150 PSI – PN10

A 30 30

CODE	DN	DN inch	A mm	L mm				€
131108316	6	1/8"	17	19	56	10	300	4,37
131104316	8	1/4"	21,3	21	82	10	200	4,37
131308316	10	3/8"	23,5	23,6	105	10	150	5,00
131102316	15	1/2"	30	28	156	10	70	5,37
131304316	20	3/4"	35	33	229	10	40	7,02
131100316	25	1"	43	38	369	10	50	10,73
131114316	32	1 1/4"	52	45	558	5	30	17,65
131112316	40	1 1/2"	58,5	50	702	5	20	22,22
131200316	50	2"	71,5	58	1082	5	15	34,69
131212316	65	2 1/2"	87	70	1517	1	8	78,64
131300316	80	3"	100	78,5	1856	1	4	112,83
131400316	100	4"	125	97	3170	1	2	172,08





132

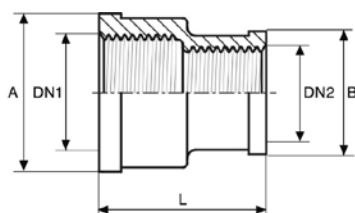
A 30 30

TEE RIDOTTO

- REDUCING TEE
- T-STÜCK MIT REDUZIERTEM ABGANG
- TEE RÉDUIT
- TE CON SALIDA REDUCIDA

MATERIAL: AISI 316 / W. 1.4401**THREAD:** EN 10226-1 (ex ISO 7/1)**RATING:** 150 PSI – PN10

CODE	DN1 inch	DN2 inch	A mm	C mm	L1 mm	L2 mm			€
132104108	1/4"	1/8"	17	21	18	19	66	10	6,74
132308104	3/8"	1/4"	21	23	20	22	70	10	7,66
132102308	1/2"	3/8"	23,5	29	26	25	116	10	8,32
132304102	3/4"	1/2"	30	37	30	32	230	10	10,82
132100102	1"	1/2"	30,5	44	32	33,4	307	10	16,59
132100304	1"	3/4"	35,8	44	35	35	324	5	16,59
132114102	1 1/4"	1/2"	28,8	51,4	34	38	330	5	28,39
132114304	1 1/4"	3/4"	35,8	51,4	38	40	376	5	28,39
132114100	1 1/4"	1"	43,3	51,4	40	42	426	5	28,39
132112102	1 1/2"	1/2"	28,8	57,9	35	42	420	5	35,53
132112304	1 1/2"	3/4"	35,8	57,9	38	43	467	5	35,53
132112100	1 1/2"	1"	43,3	57,9	41	45	517	5	35,53
132112114	1 1/2"	1 1/4"	51,4	57,9	45	48	579	5	35,53
132200102	2"	1/2"	28,8	71	38	48	593	5	55,50
132200304	2"	3/4"	35,8	71	41	49	662	5	55,50
132200100	2"	1"	43,3	71	44	51	740	5	55,50
132200114	2"	1 1/4"	51,4	71	48	54	785	5	55,50
132200112	2"	1 1/2"	57,9	71	52	55	872	5	55,50





140

A 30 30

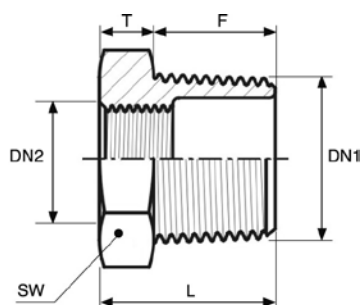
MANICOTTO RIDOTTO

- REDUCTION SOCKET
- REDUZIERMUFFE
- MANCHON RÉDUIT
- MANGUITO REDUCCIÓN

MATERIAL: AISI 316 / W. 1.4401**THREAD:** EN 10226-1 (ex ISO 7/1)**RATING:** 150 PSI – PN10

CODE	DN1 inch	DN2 inch	A mm	B mm	L mm			€
140108104	1/4"	1/8"	21,5	19	26	31	10	3,18
140308104	3/8"	1/4"	26	21,5	29	53	10	3,60
140102308	1/2"	3/8"	29	22,4	34	70	10	4,19
140304102	3/4"	1/2"	37	28,1	37	116	10	5,54
140100102	1"	1/2"	43	29,4	42	154	10	8,77
140100304	1"	3/4"	43	32	42	148	10	8,77
140114102	1 1/4"	1/2"	52	29	48	230	10	13,73
140114304	1 1/4"	3/4"	52	35	48	234	10	13,73
140114100	1 1/4"	1"	52,5	39	52	230	10	13,73
140112100	1 1/2"	1"	59	43,5	53	292	5	16,74
140112114	1 1/2"	1 1/4"	59	50	53	298	5	16,74
140200100	2"	1"	72	43	56	456	5	23,08
140200114	2"	1 1/4"	72	52	56	430	5	23,08
140200112	2"	1 1/2"	72	56,7	57	452	5	23,08

A 30 30





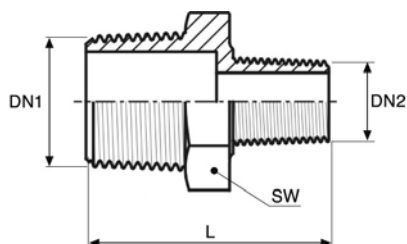
141

RIDUZIONE MF

- HEXAGONAL BUSHING M/F
- 6-KANT REDUZIERSTÜCK
- REDUCTION MF
- TUERCA REDUCCIÓN

MATERIAL: AISI 316 / W. 1.4401
THREAD: EN 10226-1 (ex ISO 7/1)
RATING: 150 PSI – PN10

CODE	DN1 inch	DN2 inch	L mm	T mm	F mm	SW mm			€
141104108	1/4"	1/8"	15,2	4,4	10,8	16	10	10	2,21
141308108	3/8"	1/8"	16,5	4,1	12,4	18	19	10	2,70
141308104	3/8"	1/4"	16,5	4,6	11,9	18	14	10	2,70
141102104	1/2"	1/4"	21	5,4	15,6	26	40	10	2,81
141102308	1/2"	3/8"	21	5,6	15,4	26	34	10	2,81
141304104	3/4"	1/4"	24	6,4	17,6	30	71	10	4,13
141304308	3/4"	3/8"	24	6,6	17,4	30	65	10	4,13
141304102	3/4"	1/2"	24	6,5	17,5	30	54	10	4,13
141100102	1"	1/2"	27	7,3	19,7	35	99	10	5,18
141100304	1"	3/4"	27	7,3	19,7	35	77	10	5,18
141114102	1 1/4"	1/2"	30	8,1	21,9	45	197	5	7,91
141114304	1 1/4"	3/4"	30	8,1	21,9	45	183	5	7,91
141114100	1 1/4"	1"	30	8,1	21,9	45	150	5	7,91
141112102	1 1/2"	1/2"	38	12,2	25,8	52	312	5	10,90
141112304	1 1/2"	3/4"	38	12,2	25,8	52	303	5	10,90
141112100	1 1/2"	1"	38	12,2	25,8	52	292	5	10,90
141112114	1 1/2"	1 1/4"	38	12,2	25,8	52	202	5	10,90
141200100	2"	1"	36	11,2	24,8	63	382	5	15,06
141200114	2"	1 1/4"	36	11,2	24,8	63	360	5	15,06
141200112	2"	1 1/2"	36	11,2	24,8	63	296	5	15,06
141212100	2 1/2"	1"	45	14,1	30,9	81	855	5	32,11
141212114	2 1/2"	1 1/4"	45	14,1	30,9	81	796	5	32,11
141212112	2 1/2"	1 1/2"	45	14,1	30,9	81	753	5	32,11
141212200	2 1/2"	2"	45	14,1	30,9	81	630	5	32,11
141300200	3"	2"	47	14	33	95	1041	2	46,38
141300212	3"	2 1/2"	47	14	33	95	767	2	46,38
141400200	4"	2"	52	12	40	120	1993	2	76,97
141400212	4"	2 1/2"	52	12	40	120	1631	2	76,97
141400300	4"	3"	52	12	40	120	1493	2	76,97



145



VITE DOPPIA RIDOTTA

- HEXAGONAL NIPPLE REDUCED
- 6-KANT DOPPELNIPPEL REDUZIERT
- MAMELON RÉDUIT
- MACHÓN REDUCIDO

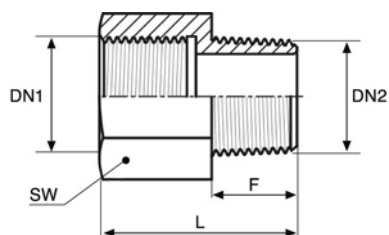
MATERIAL: AISI 316 / W. 1.4401

THREAD: EN 10226-1 (ex ISO 7/1)

RATING: 150 PSI – PN10

CODE	DN1 inch	DN2 inch	L mm	SW mm	 g		€
145104108	1/4"	1/8"	34	18	29	10	3,21
145308108	3/8"	1/8"	35	21	43	10	3,69
145308104	3/8"	1/4"	35,5	21	42	10	3,69
145102104	1/2"	1/4"	34	26	53	10	4,05
145102308	1/2"	3/8"	41	26	63	10	4,05
145304104	3/4"	1/4"	37	30	70	10	5,18
145304308	3/4"	3/8"	37	30	75	10	5,18
145304102	3/4"	1/2"	45	30	105	10	5,18
145100102	1"	1/2"	44,2	35	115	10	6,67
145100304	1"	3/4"	50	37	146	10	6,67
145114102	1 1/4"	1/2"	48	46	199	5	11,61
145114304	1 1/4"	3/4"	52	46	219	5	11,61
145114100	1 1/4"	1"	54	46	227	5	11,61
145112304	1 1/2"	3/4"	53	50	250	5	14,14
145112100	1 1/2"	1"	53	50	242	5	14,14
145112114	1 1/2"	1 1/4"	59	51,5	311	5	14,14
145200100	2"	1"	57	63	361	5	19,11
145200114	2"	1 1/4"	58	63	379	5	19,11
145200112	2"	1 1/2"	65,4	64	432	5	19,11
145212100	2 1/2"	1"	63	80	700	5	38,67
145212114	2 1/2"	1 1/4"	66	80	730	5	38,67
145212112	2 1/2"	1 1/2"	66	80	739	5	38,67
145212200	2 1/2"	2"	77	76,3	934	5	38,67
145300200	3"	2"	74	95	1069	2	55,88
145300212	3"	2 1/2"	84	92,5	1381	2	55,88
145400200	4"	2"	82	125	1754	2	87,29
145400212	4"	2 1/2"	82	125	1750	2	87,29
145400300	4"	3"	94	117,4	2200	2	87,29

A 30 30



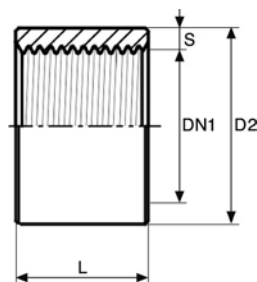
146

MANICOTTO MF (PROLUNGA)

- HEX. NEG. BUSHUNG F/M
- MUFFENNIPPEL
- MANCHON DE PROLONGEMENT
- MANGUITO HM

MATERIAL: AISI 316 / W. 1.4401
THREAD: EN 10226-1 (ex ISO 7/1)
RATING: 150 PSI – PN10

CODE	DN1 inch	DN2 inch	L mm	F mm	SW mm	g	€
146104108	1/4"	1/8"	27	10,8	17	23	5,20
146104104	1/4"	1/4"	28,5	12	17	26	5,20
146308104	3/8"	1/4"	30,5	11,9	21	38	6,21
146308308	3/8"	3/8"	31	12,3	21	43	6,33
146102308	1/2"	3/8"	34,5	12,3	26	64	11,00
146102102	1/2"	1/2"	37,5	14,6	26	73	11,00
146304102	3/4"	1/2"	38,5	15,6	32	102	11,09
146304304	3/4"	3/4"	41	17,5	32	280	11,29
146100304	1"	3/4"	44	17,5	38	127	14,99
146100100	1"	1"	46	20,1	38	300	15,29
146114100	1 1/4"	1"	47	20	50	240	18,60
146114114	1 1/4"	1 1/4"	49	22	50	389	18,94
146112114	1 1/2"	1 1/4"	50	22,3	54	263	25,67
146112112	1 1/2"	1 1/2"	51	23,5	54	400	26,16
146200112	2"	1 1/2"	54	23,1	68	533	29,12
146200200	2"	2"	57	26,5	68	537	29,66



168/316L



A 30 30

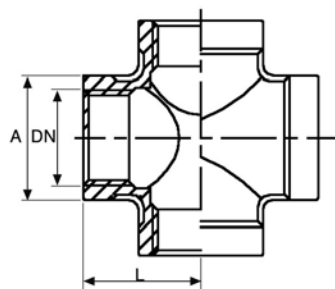
MEZZO MANICOTTO

- HALF SOCKET
- MUFFE H.L.
- DEMI MANCHON
- MEDIO MANGUITO

Da tubo S.S.
From seamless pipe

MATERIAL: AISI 316L / W. 1.4404
NORM: UNI/DIN EN 10241 [ex DIN 2986]
THREAD: EN 10226-1 [ex ISO 7/1]
RATING: 150 PSI – PN10

CODE	DN	DN1 inch	D2 mm	L mm	S mm			€
168108316	6	1/8"	15	8	2,35	7	10	1,80
168104316	8	1/4"	18,5	11	2,4	12	10	1,80
168308316	10	3/8"	21,3	12	2,05	14	10	1,90
168102316	15	1/2"	26,6	15	2,65	26	10	2,76
168304316	20	3/4"	31,8	17	2,55	36	10	3,22
168100316	25	1"	39,5	20	3,05	64	10	5,38
168114316	32	1 1/4"	48,3	22	3,05	88	5	8,67
168112316	40	1 1/2"	54,5	22	3,1	105	5	10,06
168200316	50	2"	66,2	26	2,95	164	5	14,77
168212316	65	2 1/2"	82	30	4,5	245	1	29,58
168300316	80	3"	95	34	3,05	312	1	29,99
168400316	100	4"	121,4	40	3,55	630	1	47,39





180

A 30 30

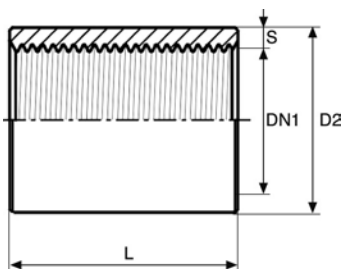
CROCE FEMMINA

- CROSS
- KREUZSTÜCK
- CROIX
- CRUZ

MATERIAL: AISI 316 / W. 1.4401
THREAD: EN 10226-1 [ex ISO 7/1]
RATING: 150 PSI – PN10

CODE	DN	DN inch	A mm	L mm			€
180108316	6	1/8"	15,2	17	38	10	7,84
180104316	8	1/4"	19,7	18,5	72	10	7,84
180308316	10	3/8"	23,3	22,9	103	10	9,27
180102316	15	1/2"	28	26,8	144	10	10,27
180304316	20	3/4"	34,8	32	249	10	14,76
180100316	25	1"	43,6	37,5	435	10	19,50
180114316	32	1 1/4"	53	45,9	701	10	32,28
180112316	40	1 1/2"	58	47,6	768	10	38,03
180200316	50	2"	71	58	1258	10	61,17
180212316	65	2 1/2"	87	69	1770	5	116,41
180300316	80	3"	99	77	2031	1	163,55
180400316	100	4"	125	97	3490	1	251,52

A 30 30



268/304L

MANICOTTO

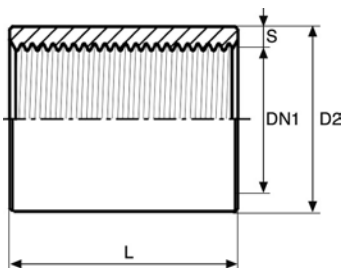
- SOCKET
- MUFFE G.L.
- MANCHON
- MANGUITO

MATERIAL: AISI 304L / W. 1.4307
NORM: UNI/DIN EN 10241 (ex DIN 2986)
THREAD: EN 10226-1 (ex ISO 7/1)
RATING: 150 PSI – PN10

Da tubo S.S.
From seamless pipe

CODE	DN	DN1 inch	D2 mm	L mm	S mm				€
268108304	6	1/8"	15	17	2,35	15	10	800	2,59
268104304	8	1/4"	18,5	25	2,4	30	10	500	2,59
268308304	10	3/8"	21,3	26	2,05	34	10	400	2,95
268102304	15	1/2"	26,6	34	2,65	68	10	240	3,54
268304304	20	3/4"	31,8	36	2,55	83	10	140	4,63
268100304	25	1"	39,5	43	3,05	137	10	150	7,01
268114304	32	1 1/4"	48,3	48	3,05	226	5	100	11,48
268112304	40	1 1/2"	54,5	48	3,1	266	5	70	12,97
268200304	50	2"	66,2	56	2,95	352	5	50	17,60
268212304	65	2 1/2"	82	65	4,5	530	1	24	40,25
268300304	80	3"	95	71	3,05	650	1	18	47,62
268400304	100	4"	121,4	83	3,55	1305	1	10	73,81

A 30 30



268/316L

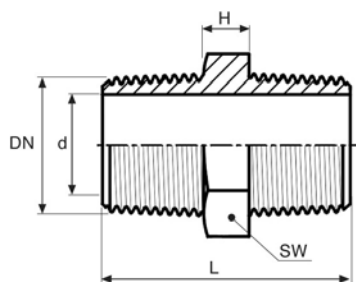
MANICOTTO

- SOCKET
- MUFFE G.L.
- MANCHON
- MANGUITO

MATERIAL: AISI 316L / W. 1.4404
NORM: UNI/DIN EN 10241 (ex DIN 2986)
THREAD: EN 10226-1 (ex ISO 7/1)
RATING: 150 PSI – PN10

Da tubo S.S.
From seamless pipe

CODE	DN	DN1 inch	D2 mm	L mm	S mm				€
268108316	6	1/8"	15	17	2,35	15	10	800	3,01
268104316	8	1/4"	18,5	25	2,4	30	10	500	3,01
268308316	10	3/8"	21,3	26	2,05	34	10	400	3,48
268102316	15	1/2"	26,6	34	2,65	68	10	240	4,27
268304316	20	3/4"	31,8	36	2,55	83	10	140	5,54
268100316	25	1"	39,5	43	3,05	137	10	150	8,30
268114316	32	1 1/4"	48,3	48	3,05	226	5	100	13,44
268112316	40	1 1/2"	54,5	48	3,1	266	5	70	15,33
268200316	50	2"	66,2	56	2,95	352	5	50	21,06
268212316	65	2 1/2"	82	65	4,5	530	1	24	46,86
268300316	80	3"	95	71	3,05	650	1	18	56,90
268400316	100	4"	121,4	83	3,55	1305	1	10	88,34



280

A 30 30

VITE DOPPIA

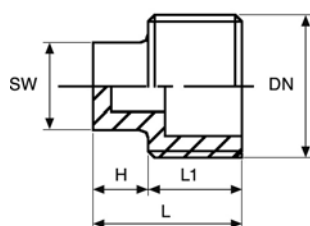
- HEXAGON NIPPLE
- 6-KANT DOPPELNIPPEL
- MAMELON DOUBLE
- MACHÓN DOBLE

MATERIAL: AISI 316 / W. 1.4401

THREAD: EN 10226-1 (ex ISO 7/1)

RATING: 150 PSI – PN10

CODE	DN	DN inch	L mm	H mm	d mm	SW mm				€
280108316	6	1/8"	23,6	5,9	4,3	12	12	10	700	2,42
280104316	8	1/4"	27,8	5,8	7	16	22	10	600	2,42
280308316	10	3/8"	28	3,6	9,4	19	39	10	400	2,81
280102316	15	1/2"	34	4,3	13,7	21,6	50	10	200	2,93
280304316	20	3/4"	40	7	19	30	84	10	100	3,79
280100316	25	1"	46	6,9	25,5	36	120	10	130	5,18
280114316	32	1 1/4"	52,5	9,5	32	46	230	5	80	9,01
280112316	40	1 1/2"	54	9,7	38,5	50	261	5	60	11,97
280200316	50	2"	62	13,2	50,2	64,5	399	5	40	14,61
280212316	65	2 1/2"	70	13	63,8	79,5	698	2	18	37,86
280300316	80	3"	78,4	15	77	90	898	2	12	49,65
280400316	100	4"	94	17,6	102	120	1192	1	4	78,67



291

A 30 30

TAPPO MASCHIO TESTA QUADRA

- SQUARE PLUG
- 4-KANT STOPFEN
- BOUCHON M. CARRÉ
- TAPÓN MACHO CUADRADA

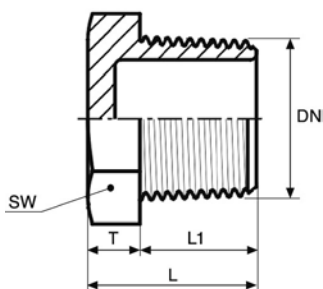
MATERIAL: AISI 316 / W. 1.4401

THREAD: EN 10226-1 (ex ISO 7/1)

RATING: 150 PSI – PN10

CODE	DN	DN inch	L mm	L1 mm	H mm	SW mm			€
291108316	6	1/8"	16,5	12,5	6,5	6 x 6	9	10	1,86
291104316	8	1/4"	20	12	8	9 x 9	17	10	1,86
291308316	10	3/8"	23	13	10	11 x 11	30	10	2,65
291102316	15	1/2"	25	15,5	9,5	13 x 13	37	10	2,98
291304316	20	3/4"	27	17	10	16 x 16	45	10	3,60
291100316	25	1"	32	20	12	20 x 20	95	10	5,15
291114316	32	1 1/4"	35	22	13	24 x 24	137	5	8,83
291112316	40	1 1/2"	36	22	14	25 x 25	151	5	11,32
291200316	50	2"	38	24	14	32 x 32	242	5	15,59
291212316	65	2 1/2"	48	30	18	42 x 42	617	1	34,54
291300316	80	3"	52	34	18	46 x 46	913	1	53,12
291400316	100	4"	62	39,5	22,5	58 x 58	1588	1	101,72

A 30 30





292

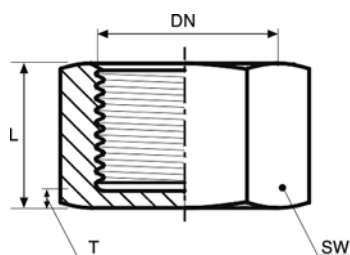
TAPPO MASCHIO TESTA ESAGONALE

- HEXAGONAL PLUG
- 6-KANT STOPFEN
- BOUCHON M. HEXAGONAL
- TAPÓN MACHO HEXAGONAL

MATERIAL: AISI 316 / W. 1.4401
THREAD: EN 10226-1 (ex ISO 7/1)
RATING: 150 PSI – PN10

CODE	DN	DN inch	L mm	L1 mm	T mm	SW mm			€
292108316	6	1/8"	17	8,5	8,5	12	12	10	2,12
292104316	8	1/4"	17,5	12,5	5	16	20	10	1,86
292308316	10	3/8"	18	12	6	20	36	10	2,15
292102316	15	1/2"	25	16,5	8,5	24	51	10	2,46
292304316	20	3/4"	26	17,5	8,5	30	76	10	4,11
292100316	25	1"	29	20,5	8,5	38	119	10	5,18
292114316	32	1 1/4"	35	26,5	8,5	46	195	5	9,69
292112316	40	1 1/2"	38	26,5	11,5	52	297	5	13,90
292200316	50	2"	39	27,5	11,5	65	432	5	19,30
292212316	65	2 1/2"	44	30,5	13,5	81	806	3	35,95
292300316	80	3"	54	40,5	13,5	94	1164	2	52,01
292400316	100	4"	55	40,5	14,5	119	1961	1	88,42

A 30 30





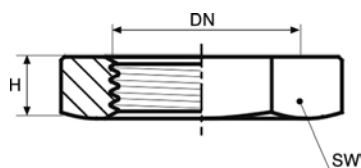
300

CALOTTA ESAGONALE

- HEXAGONAL CAP
- 6-KANT KAPPE
- BOUCHON FEMELLE HEXAGONALE
- TAPÓN HEMBRA HEXAGONAL

MATERIAL: AISI 316 / W. 1.4401
THREAD: EN 10226-1 (ex ISO 7/1)
RATING: 150 PSI – PN10

CODE	DN	DN inch	L mm	T mm	SW mm			€
300108316	6	1/8"	14	3	15	12	10	2,10
300104316	8	1/4"	18	3	18	21	10	2,10
300308316	10	3/8"	19	3	21	32	10	2,54
300102316	15	1/2"	21	3	27	58	10	3,19
300304316	20	3/4"	24	4	30	67	10	3,85
300100316	25	1"	25	4	38	116	10	5,74
300114316	32	1 1/4"	28	4,5	50	231	5	10,81
300112316	40	1 1/2"	28	4,5	55	254	5	12,23
300200316	50	2"	34	4	70	506	5	19,41
300212316	65	2 1/2"	40	6,5	92	1207	2	44,99
300300316	80	3"	45	6	109	1925	1	70,02
300400316	100	4"	50	6	132	2693	1	103,69





310

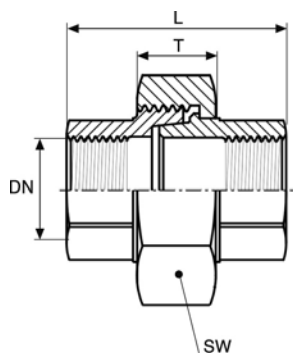
A 30 30

CONTRODADO

- BACK NUT
- 6-KANT GEGENMUTTER
- CONTRE ECRou
- CONTRATUERCA

MATERIAL: AISI 316 / W. 1.4401
THREAD: ISO 228/1 (ex DIN 259)
RATING: 150 PSI – PN10

CODE	DN	DN inch	H mm	SW mm			€
310108316	6	1/8"	6,2	14	18	10	1,90
310104316	8	1/4"	7	23	19	10	1,90
310308316	10	3/8"	8	26	22	10	2,09
310102316	15	1/2"	10	31	39	10	2,61
310304316	20	3/4"	11	37	56	10	3,04
310100316	25	1"	10	46	79	10	4,19
310114316	32	1 1/4"	11	55	110	10	6,20
310112316	40	1 1/2"	12	63	154	10	8,20
310200316	50	2"	13	76	227	5	11,89
310212316	65	2 1/2"	16	95	450	1	25,00
310300316	80	3"	19	105	575	1	30,81
310400316	100	4"	20	131	775	1	45,42





330

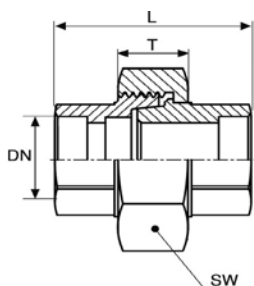
A 30 30

GIUNTO A 3 PEZZI FF

- UNION CONICAL F/F
- VERSCHRAUBUNG I/I
- MANCHON UNION FF CONIQUE
- ENLACE 3 PIEZAS CÓNICA

MATERIAL: AISI 316 / W. 1.4401
THREAD: EN 10226-1 (ex ISO 7/1)
RATING: 150 PSI – PN10

CODE	DN	DN inch	L mm	T mm	SW mm			€
330108316	6	1/8"	29	13,5	25	54	10	9,05
330104316	8	1/4"	37,5	13,5	30	101	10	9,05
330308316	10	3/8"	38	15,5	35	128	10	10,06
330102316	15	1/2"	42	17	42	198	10	10,06
330304316	20	3/4"	49	19	47	275	10	12,74
330100316	25	1"	48	20,5	53	314	10	17,36
330114316	32	1 1/4"	59	23	71	737	5	31,88
330112316	40	1 1/2"	65	26	77	815	5	39,09
330200316	50	2"	69	28,5	92	1221	5	52,22
330212316	65	2 1/2"	80	28,5	112	1879	1	99,31
330300316	80	3"	88	30	126	2591	1	142,73
330400316	100	4"	108	38	157	4340	1	232,78



340



A 30 30

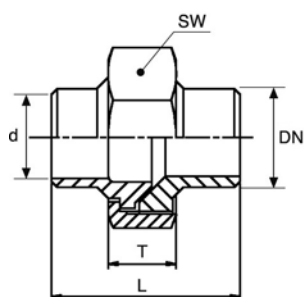
GIUNTO A 3 PEZZI A SALDARE A TASCA

- UNION CONICAL SOCKET WELDED
- VERSCHRAUBUNG ZUM EINSTECKSCHWEISSEN
- MANCHON UNION A SOUDER
- ENLACE 3 PIEZAS SOLDAR CÓNICA

MATERIAL: AISI 316 / W. 1.4401

RATING: 150 PSI – PN10

CODE	DN	DN inch/mm	L mm	T mm	SW mm			€
340108316	6	1/8" - 11	29	13,5	25	50	10	9,68
340104316	8	1/4" - 14,4	37,5	13,5	30	98	10	9,68
340308316	10	3/8" - 17,8	38	15,5	35	121	10	10,75
340102316	15	1/2" - 22	42	17	42	199	10	12,41
340304316	20	3/4" - 27,4	50,4	19	47	265	10	15,71
340100316	25	1" - 34,1	48	20,5	53	301	10	20,66
340114316	32	1 1/4" - 42,9	59	23	71	721	5	35,22
340112316	40	1 1/2" - 48,9	65	26	78	799	5	43,16
340200316	50	2" - 61,4	69	28,5	92	1200	1	57,72
340212316	65	2 1/2" - 74,1	80	28,5	112	1868	1	108,76
340300316	80	3" - 90,1	88	30	127	2561	1	156,24



340/BW



A 30 30

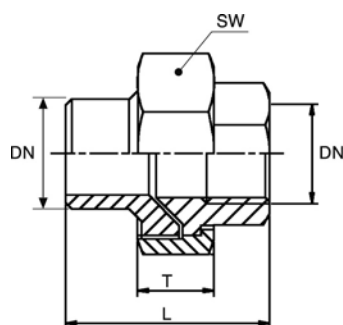
GIUNTO A 3 PEZZI A SALDARE DI TESTA

- UNION CONICAL BUTT WELDING
- VERSCHRAUBUNG ZUM ANSCHWEISSEN
- RACCORD UNION A SOUDER B.W.
- ENLACE 3 PIEZAS PARA SOLDAR CÓNICA

MATERIAL: AISI 316 / W. 1.4401



RATING: 150 PSI – PN10

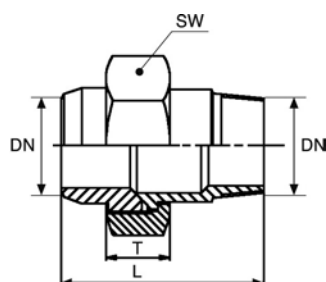
CODE	DN inch	d mm	L mm	T mm	SW mm			€
3403080BW	3/8"	12,7	38	15,5	35	104	10	10,45
3401020BW	1/2"	16,7	42	17	42	173	10	13,14
3403040BW	3/4"	21,5	50,4	19	47	233	10	16,86
3401000BW	1"	26,5	48	20,5	53	329	10	21,84
3401140BW	1 1/4"	35,8	59	23	71	635	5	36,63
3401120BW	1 1/2"	42	64	26	78	668	5	45,62
3402000BW	2"	53,3	69	28,5	92	1039	1	57,40

**340/FBW****A 30 30****GIUNTO A 3 PEZZI F A SALDARE DI TESTA**

- UNION CONICAL FEMALE BUTT WELDING
- VERSCHRAUBUNG ZUM ANSCHWEISSEN MIT INNENGEWINDE
- RACCORD UNION FEMELLE A SOUDER B.W.
- ENLACE 3 PIEZAS H PARA SOLDAR CÓNICA



MATERIAL: AISI 316 / W. 1.4401**THREAD:** EN 10226-1 (ex ISO 7/1)**RATING:** 150 PSI – PN10

CODE	DN	DN inch	L mm	T mm	SW mm			€
340308FBW	10	3/8"	38	15,5	35	109	10	10,75
340102FBW	15	1/2"	42	17	42	188	10	12,66
340304FBW	20	3/4"	50,4	19	47	270	10	16,71
340100FBW	25	1"	48	20,5	53	320	10	21,84
340114FBW	32	1 1/4"	59	23	71	666	5	37,98
340112FBW	40	1 1/2"	64	26	78	726	5	45,73
340200FBW	50	2"	69	28,5	92	1126	1	62,03

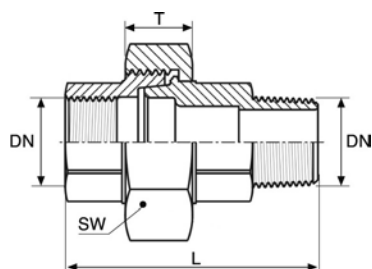
**340/MBW****A 30 30****GIUNTO A 3 PEZZI M A SALDARE DI TESTA**

- UNION CONICAL MALE BUTT WELDING
- VERSCHRAUBUNG ZUM ANSCHWEISSEN MIT AUSSENGEWINDE
- RACCORD UNION MALE A SOUDER B.W.
- ENLACE 3 PIEZAS M PARA SOLDAR CÓNICA

MATERIAL: AISI 316 / W. 1.4401**THREAD:** EN 10226-1 (ex ISO 7/1)**RATING:** 150 PSI – PN10

CODE	DN inch	DN	SW mm	L mm	T mm			€
340308MBW	3/8"	10	35	50	15,5	129	10	12,41
340102MBW	1/2"	15	42	58,4	17	209	10	14,71
340304MBW	3/4"	20	47	66	19	308	10	19,66
340100MBW	1"	25	53	64,4	20,5	399	10	26,16
340114MBW	1 1/4"	32	71	83	23	827	5	44,01
340112MBW	1 1/2"	40	78	86,3	26	925	5	54,90
340200MBW	2"	50	92	94	28,5	1432	1	69,10

A 30 30





341

GIUNTO A 3 PEZZI MF

- UNION CONICAL M/F
- VERSCHRAUBUNG I/A
- MANCHON UNION MF
- ENLACE 3 PIEZAS MH CÓNICA

MATERIAL: AISI 316 / W. 1.4401
THREAD: EN 10226-1 (ex ISO 7/1)
RATING: 150 PSI – PN10

CODE	DN	DN inch	L mm	T mm	SW mm			€
341108316	6	1/8"	40	13,5	25	59	10	9,91
341104316	8	1/4"	50	13,5	30	108	10	9,91
341308316	10	3/8"	50	15,5	35	133	10	11,07
341102316	15	1/2"	58	17	42	230	10	11,89
341304316	20	3/4"	67	19	47	332	10	16,65
341100316	25	1"	68,3	20,5	53	403	10	19,54
341114316	32	1 1/4"	83	23	71	865	5	38,92
341112316	40	1 1/2"	86,3	26	78	978	5	45,32
341200316	50	2"	94	28,5	92	1509	1	60,26
341212316	65	2 1/2"	113,3	28,5	112	2457	1	114,86
341300316	80	3"	127	30	126	3450	1	169,50
341400316	100	4"	154,5	38	157	5720	1	282,66

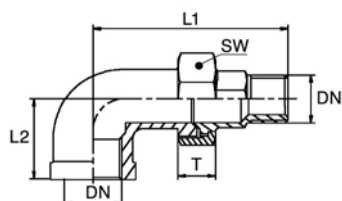
A 30 30



342

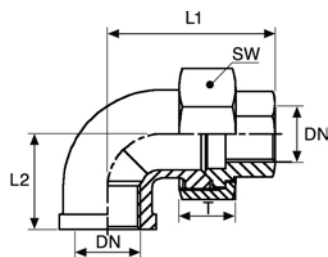
BOCCHETTONE CURVO MF

- UNION CONICAL ELBOW M/F
- WINKEL KUPPLUNG I/A
- COUDE UNION MF
- ENLACE 3 PIEZAS CURVA MH

MATERIAL: AISI 316 / W. 1.4401
THREAD: EN 10226-1 (ex ISO 7/1)
RATING: 150 PSI – PN10



CODE	DN	DN inch	L1 mm	L2 mm	T mm	SW mm			€
342104316	8	1/4"	58,6	21	13,5	30	147	10	17,41
342308316	10	3/8"	61	25	15,5	35	187	10	18,85
342102316	15	1/2"	71	28	17	42	269	10	21,33
342304316	20	3/4"	78,7	33	19	47	409	10	27,30
342100316	25	1"	88,4	38	20,5	53	602	10	35,18
342114316	32	1 1/4"	102,9	45	23	71	1142	5	60,05
342112316	40	1 1/2"	110,3	50	26	77	1315	3	89,17
342200316	50	2"	119,4	58	28,5	92	1992	1	102,92



343

A 30 30

BOCCHETTONE CURVO FF

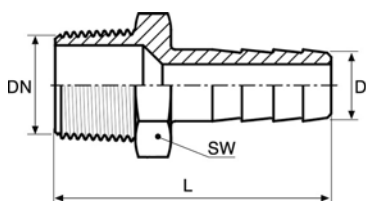
- UNION CONICAL ELBOW F/F
- WINKEL KUPPLUNG I/I
- COUDE UNION FF
- ENLACE 3 PIEZAS CURVA HH

MATERIAL: AISI 316 / W. 1.4401

THREAD: EN 10226-1 (ex ISO 7/1)

RATING: 150 PSI – PN10

CODE	DN	DN inch	L1 mm	L2 mm	T mm	SW mm			€
343104316	8	1/4"	46,2	21	13,5	30	139	10	17,31
343308316	10	3/8"	49	25	15,5	35	164	10	18,27
343102316	15	1/2"	56	28	17	42	266	10	20,83
343304316	20	3/4"	62,7	33	19	47	364	10	25,80
343100316	25	1"	68	38	20,5	53	598	10	33,37
343114316	32	1 1/4"	79,5	45	23	71	1009	5	54,71
343112316	40	1 1/2"	88	50	26	78	1181	5	65,18
343200316	50	2"	93,8	58	28,5	92	1847	1	91,88



344

A 30 30

PORTAGOMMA M

- HOSE NIPPLE
- SCHLAUCHNIPPEL
- TETON M
- ENTRONQUE MANGUERA

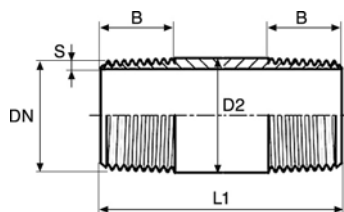
MATERIAL: AISI 316 / W. 1.4401

THREAD: EN 10226-1 (ex ISO 7/1)

RATING: 150 PSI – PN10

CODE	DN	DN inch	D mm	L mm	SW mm			€
344108316	6	1/8"	7	45	12,5	15	10	4,68
344104316	8	1/4"	9	47	16,5	31	10	4,34
344308316	10	3/8"	11	55	20	41	10	5,20
344102316	15	1/2"	13	64	23,5	71	10	6,52
344304316	20	3/4"	16	68	31	118	10	9,46
344100316	25	1"	25	71	38,5	235	5	11,72
344114316	32	1 1/4"	33	80	46	267	5	16,47
344112316	40	1 1/2"	39	95	52	428	5	20,83
344200316	50	2"	51	105	62	666	1	33,04

A 30 30



530/304L

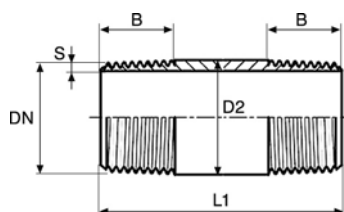
VITE DI ALLUNGAMENTO (BARILOTTA) DA TUBO SALDATO

- BARREL NIPPLE
- ROHRDOPPELNIPPEL
- MAMELON
- ENTRONQUE DOBLE TUBO SOLDADO

MATERIAL: AISI 304L / W. 1.4307
THREAD: EN 10226-1 (ex ISO 7/1)
RATING: 150 PSI – PN10

CODE	DN	DN inch	D2 mm	S mm	L1 mm	B mm	g	g	g	€
530108304	6	1/8"	10,3	2	35	10	13	10	-	4,34
530104304	8	1/4"	13,7	2,3	40	10	20	10	400	4,56
530308304	10	3/8"	17,2	2,3	40	10	27	10	200	5,32
530102304	15	1/2"	21,3	2,6	60	13	61	10	200	5,99
530304304	20	3/4"	26,9	2,6	60	15	71	10	150	6,43
530100304	25	1"	33,7	3,2	60	17	110	10	100	8,89
530114304	32	1 1/4"	42,4	3,2	80	19	190	8	8	12,61
530112304	40	1 1/2"	48,3	3,2	80	19	220	8	8	13,40
530200304	50	2"	60,3	3,6	100	23	400	6	6	19,50
530212304	65	2 1/2"	76,1	3,6	100	27	490	6	6	30,99
530300304	80	3"	88,9	4	120	30	770	6	6	43,23
530400304	100	4"	114,3	4,5	120	36	900	6	6	79,34

A 30 30



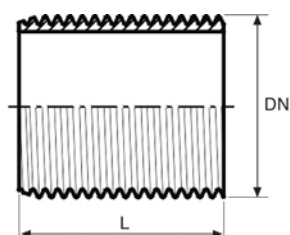
530/316L

VITE DI ALLUNGAMENTO (BARILOTTA) DA TUBO SALDATO

- BARREL NIPPLE
- ROHRDOPPELNIPPEL
- MAMELON
- ENTRONQUE DOBLE TUBO SOLDADO

MATERIAL: AISI 316L / W. 1.4404
THREAD: EN 10226-1 (ex ISO 7/1)
RATING: 150 PSI – PN10

CODE	DN	DN inch	D2 mm	S mm	L1 mm	B mm	g	g	g	€
530108316	6	1/8"	10,3	2	35	10	13	10	-	5,12
530104316	8	1/4"	13,7	2,3	40	10	20	10	400	5,38
530308316	10	3/8"	17,2	2,3	40	10	27	10	200	6,27
530102316	15	1/2"	21,3	2,6	60	13	61	10	200	7,09
530304316	20	3/4"	26,9	2,6	60	15	71	10	150	7,30
530100316	25	1"	33,7	3,2	60	17	110	10	100	11,05
530114316	32	1 1/4"	42,4	3,2	80	19	190	8	8	16,46
530112316	40	1 1/2"	48,3	3,2	80	19	220	8	8	17,84
530200316	50	2"	60,3	3,6	100	23	400	6	6	27,23
530212316	65	2 1/2"	76,1	3,6	100	27	490	6	6	42,02
530300316	80	3"	88,9	4	120	30	770	6	6	60,41
530400316	100	4"	114,3	4,5	120	36	900	6	6	104,38



531

A 30 30



NIPPLO SEMPLICE

- PARALLEL NIPPLE
- GEWINDENIPPEL
- MAMELON SIMPLE
- MANGUITO INTERIOR

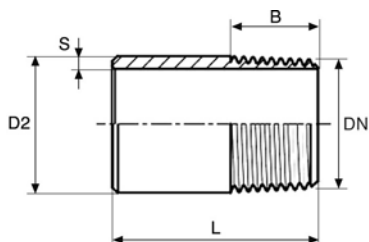
MATERIAL: AISI 316 / W. 1.4401

THREAD: ISO 228/1 (ex DIN 259)

RATING: 150 PSI – PN10

CODE	DN	DN inch	L mm	 g		€
531104316	8	1/4"	18	7	10	8,52
531308316	10	3/8"	22	12	10	8,58
531102316	15	1/2"	25	17	10	9,21
531304316	20	3/4"	30	24	10	12,18
531100316	25	1"	35	49	10	13,56
531114316	32	1"1/4	38	70	10	16,93
531112316	40	1"1/2	38	95	10	21,86
531200316	50	2"	45	127	5	30,04
531212316	65	2"1/2	55	188	1	53,03
531300316	80	3"	60	271	1	97,14
531400316	100	4"	70	504	1	121,44

A 30 30



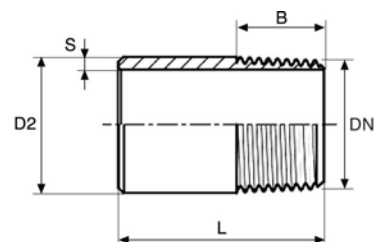
600/304L

TRONCHETTO DA TUBO SALDATO

- WELDING NIPPLE
- ANSCHWEISSENDE
- DEMI MAMELON
- ENTRONQUE TUBO SOLDADO

MATERIAL: AISI 304L / W. 1.4307
THREAD: EN 10226-1 (ex ISO 7/1)
RATING: 150 PSI – PN10

CODE	DN	DN inch	D2 mm	S mm	L mm	B mm				€
600108304	6	1/8"	10,3	2	30	10	11	10	500	1,84
600104304	8	1/4"	13,7	2,3	30	10	15	10	600	1,84
600308304	10	3/8"	17,2	2,3	30	10	23	10	400	1,84
600102304	15	1/2"	21,3	2,6	35	13	33	10	400	2,42
600304304	20	3/4"	26,9	2,6	40	15	52	10	200	3,11
600100304	25	1"	33,7	3,2	40	17	77	10	200	3,31
600114304	32	1 1/4"	42,4	3,2	50	19	120	10	100	4,77
600112304	40	1 1/2"	48,3	3,2	50	19	150	5	100	5,13
600200304	50	2"	60,3	3,6	50	23	200	5	50	7,09
600212304	65	2 1/2"	76,1	3,6	60	27	310	6	36	22,77
600300304	80	3"	88,9	4	70	30	470	6	6	37,33
600400304	100	4"	114,3	4,5	80	36	760	6	6	66,71



600/316L

TRONCHETTO DA TUBO SALDATO

- WELDING NIPPLE
- ANSCHWEISSENDE
- DEMI MAMELON
- ENTRONQUE TUBO SOLDADO

MATERIAL: AISI 316L / W. 1.4404
THREAD: EN 10226-1 (ex ISO 7/1)
RATING: 150 PSI – PN10

CODE	DN	DN inch	D2 mm	S mm	L mm	B mm				€
600108316	6	1/8"	10,3	2	30	10	11	10	500	2,47
600104316	8	1/4"	13,7	2,3	30	10	15	10	600	2,47
600308316	10	3/8"	17,2	2,3	30	10	23	10	400	2,47
600102316	15	1/2"	21,3	2,6	35	13	33	10	400	2,66
600304316	20	3/4"	26,9	2,6	40	15	52	10	200	3,37
600100316	25	1"	33,7	3,2	40	17	77	10	200	3,86
600114316	32	1 1/4"	42,4	3,2	50	19	120	10	100	9,11
600112316	40	1 1/2"	48,3	3,2	50	19	150	5	100	10,18
600200316	50	2"	60,3	3,6	50	23	200	5	50	13,19
600212316	65	2 1/2"	76,1	3,6	60	27	310	6	36	26,25
600300316	80	3"	88,9	4	70	30	470	6	6	42,91
600400316	100	4"	114,3	4,5	80	36	760	6	6	76,74

INFORMAZIONI TECNICHE

Technical info

I raccordi filettati IN OX sono usati per tipici impianti di trasporto acqua, aria, gas, olio e vapore.

La "Classe" di prodotto dei raccordi inox è 150 psi.

Il range di temperatura di utilizzo è -20 / +200 °C, mentre la pressione di esercizio è dipendente dalla temperatura secondo tabella seguente (dati ricavati dagli standards ISO 4144 e ANSI/MSS SP-114)

Threaded fittings are used for typical plants to transport water, air, gas, oil and steam.

The "class" product of stainless steel fittings is 150 psi.

The range of operating temperature is -20 / + 200 ° C while the pressure depend from temperature in according to the following table [data obtained from the standards ISO 4144 and ANSI / MSS SP-114].

T (C°)		P (bar)
Min	MAX	
-20	40	20
40	100	16,5
100	120	15
120	150	12
150	200	10



A 40 40

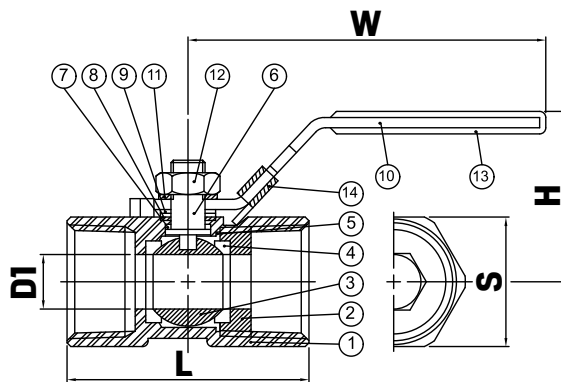
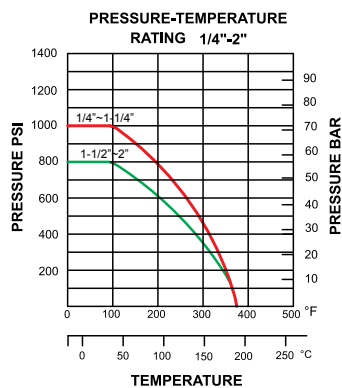
981

VALVOLA A SFERA 1 PZ PASSAGGIO RIDOTTO 1-PC BALL

- 1-PC BALL VALVE WITH REDUCED PORT
- KUGELHAHN 1-TEILIG MIT REDUZIERTEM DURCHGANG
- BOISSEAU SPHERIQUE MONOBLOC PASSAGE RÉDUIT
- VÁLVULA DE BOLA UNA PIEZA PASO REDUCIDO

MATERIAL: AISI 316 / W. 1.4401**NOTE:** NOT "silicone free"**THREAD:** EN 10226-1 (ex ISO 7/1)

CODE	DN	DN inch	D1 mm	L mm	H mm	W mm	S mm			€
981104000	8	1/4"	5	40	26	66,5	17	70	1	15,90
981308000	10	3/8"	7	44	27	76,5	20,5	130	1	17,19
981102000	15	1/2"	9,2	57	35	94	25	170	1	24,20
981304000	20	3/4"	12,5	59,5	38	94	32	250	1	26,63
981100000	25	1"	16	71	44	112	38	420	1	39,49
981114000	32	1 1/4"	20	78	48	112	48	680	1	60,37
981112000	40	1 1/2"	24,5	82,5	55	137	53	850	1	98,91
981200000	50	2"	32	99	61	137	64	1390	1	112,83



POS.	PARTICOLARE - DETAIL	MATERIALE - MATERIAL
1	Corpo - Body	AISI 316 - 1.4401
2	Inserto - Insert	AISI 316 - 1.4401
3	Sfera - Ball	AISI 316 - 1.4401
4	Anello di sede - Ball seat	PTFE
5	Guarnizione - Joint gasket	PTFE
6	Stelo - Stem	AISI 316 - 1.4401
7	Rondella di spinta - Thrust washer	PTFE
8	Tenuta stelo - Stem packing	PTFE
9	Guarnizione stelo - Stem washer	AISI 304 - 1.4301
10	Leva - Handle	AISI 304 - 1.4301
11	Rondella "grower" - Spring washer	AISI 304 - 1.4301
12	Dado leva - Stem Nut	AISI 304 - 1.4301
13	Copertura leva - Plastic cover	PVC
14	Lucchetto - Lock device	AISI 304 - 1.4301



982



VALVOLA A SFERA 2 PZ PASSAGGIO TOTALE

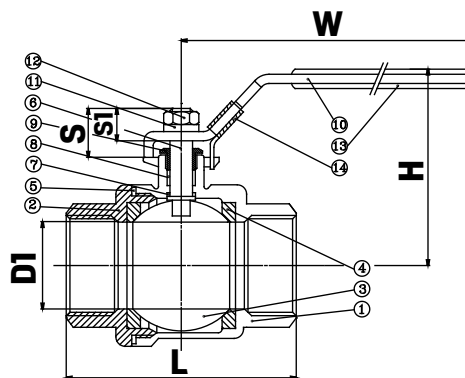
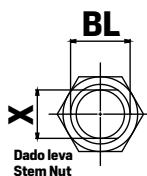
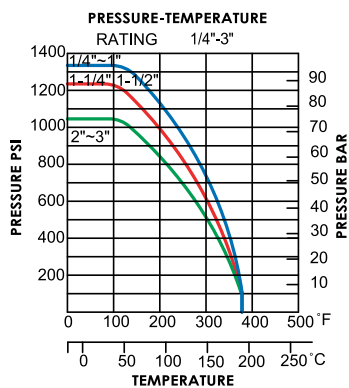
- 2-PC BALL VALVE WITH FULL PORT
- KUGELHAHN 2-TEILIG MIT VOLLEM DURCHGANG
- BOISSEAU SPHERIQUE 2 PIECES PASSAGE TOTAL
- VÁLVULA DE BOLA DOS PIEZAS PASO TOTAL

MATERIAL: AISI 316 / W. 1.4401

NOTE: NOT "silicone free"

THREAD: EN 10226-1 (ex ISO 7/1)

CODE	DN	DN inch	D1 mm	L mm	H mm	W mm	S mm	S1 mm	X mm	BL			€
982104000	8	1/4"	11,6	50	48	98	16,5	10,2	5	M8	200	1	20,81
982308000	10	3/8"	12,5	50	48	98	16,5	10,2	5	M8	210	1	20,81
982102000	15	1/2"	15	60	52	98	16,5	10,2	5	M8	290	1	19,96
982304000	20	3/4"	20	65	61	120	20	13,5	6	M8	440	1	27,96
982100000	25	1"	25	80	65	154	23,5	16	7	M10	620	1	40,44
982114000	32	1 1/4"	32	92	79	154	23,5	16	7	M10	1080	1	63,11
982112000	40	1 1/2"	38	105	83	184	25,5	17	8	M12	1490	1	94,70
982200000	50	2"	50	125	97	184	25,5	17	8	M12	2560	1	126,87
982212000	65	2 1/2"	65	156	129	245	41	29,5	12	M16	5040	1	306,94
982300000	80	3"	76	183	138	245	41	29,5	12	M16	8150	1	454,82



POS.	PARTICOLARE - DETAIL	MATERIALE - MATERIAL
1	Corpo - Body	AISI 316 - 1.4401
2	Tappo - Cap	AISI 316 - 1.4401
3	Sfera - Ball	AISI 316 - 1.4401
4	Anello di sede - Ball seat	PTFE
5	Guarnizione - Joint gasket	PTFE
6	Stelo - Stem	AISI 316 - 1.4401
7	Rondella di spinta - Thrust washer	PTFE
8	Tenuta stelo - Stem packing	PTFE
9	Dado premistoppa - Gland nut	AISI 304 - 1.4301
10	Leva - Handle	AISI 304 - 1.4301
11	Rondella "grower" - Spring washer	AISI 304 - 1.4301
12	Dado leva - Stem Nut	AISI 304 - 1.4301
13	Copertura leva - Plastic cover	PVC
14	Lucchetto - Lock device	AISI 304 - 1.4301

A 40 40



NEW

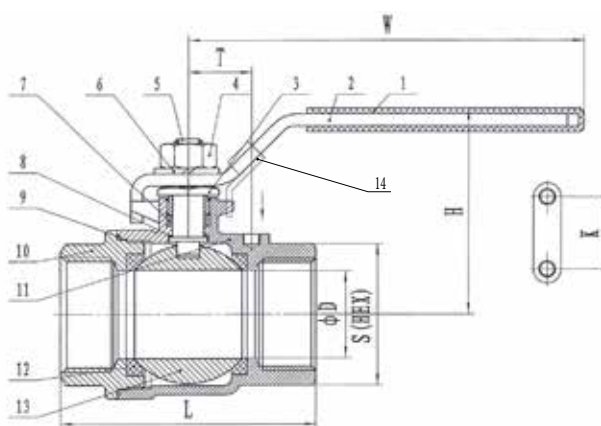
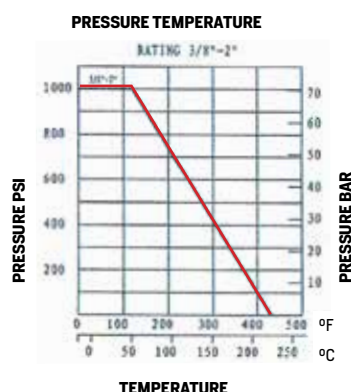
982/L

VALVOLA A SFERA 2 PZ PASSAGGIO TOTALE - MANIGLIA SLIM

- 2-PC BALL VALVE WITH FULL PORT - SLIM SERIES
- KUGELHAHN 2-TEILIG MIT VOLLEM DURCHGANG - SERIE SLIM
- BOISSEAU SPHERIQUE 2 PIECES PASSAGE TOTAL - SERIE SLIM
- VÁLVULA DE BOLA DOS PIEZAS PASO TOTAL - SERIE SLIM

MATERIAL: AISI 316 / W. 1.4401**THREAD:** EN 10226-1 (ex ISO 7/1)

CODE	DN	DN inch	D mm	L mm	H mm	W mm	T mm	K mm			€
982308001	10	3/8"	12,7	44,5	51	95	12,5	28,5	185	1	16,41
982102001	15	1/2"	15	57	53	95	13	28,5	270	1	18,23
982304001	20	3/4"	20	65	59,5	110	21	34,8	425	1	26,02
982100001	25	1"	25	76	73	135	22,5	34,8	625	1	35,61
982114001	32	1 1/4"	32	87,5	79	135	23,5	38,1	995	1	53,84
982112001	40	1 1/2"	38	102	90,5	165	23,5	38,1	1370	1	72,63
982200001	50	2"	50	123	98,5	165	23,5	38,1	2325	1	111,78



POS.	PARTICOLARE - DETAIL	MATERIALE - MATERIAL
1	Copertura leva - Plastic cover	PVC
2	Leva - Handle	AISI 304 - 1.4301
3	Dado premistoppa - Gland nut	AISI 304 - 1.4301
4	Dado leva - Stem Nut	AISI 304 - 1.4301
5	Stelo - Stem	AISI 316 - 1.4401
6	Rondella "grower" - Spring washer	AISI 304 - 1.4301
7	Tenuta stelo - Stem packing	PTFE
8	Rondella di spinta - Thrust washer	PTFE
9	Guarnizione - Joint gasket	PTFE
10	Tappo - Cap	AISI 304 - 1.4401
11	Corpo - Body	AISI 316 - 1.4401
12	Anello di sede - Ball seat	PTFE
13	Sfera - Ball	AISI 316 - 1.4401
14	Lucchetto - Lock device	AISI 304 - 1.4301



983

A 40 40

VALVOLA A SFERA 3 PZ PASSAGGIO TOTALE

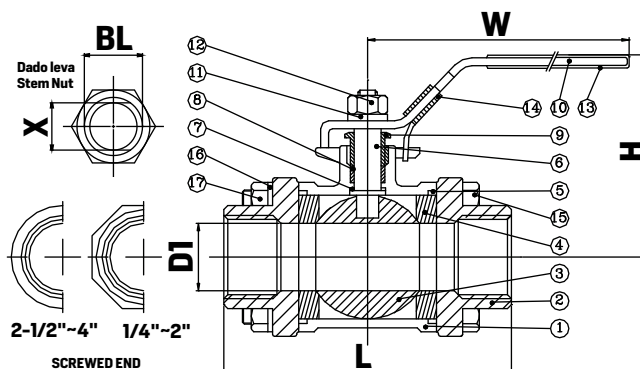
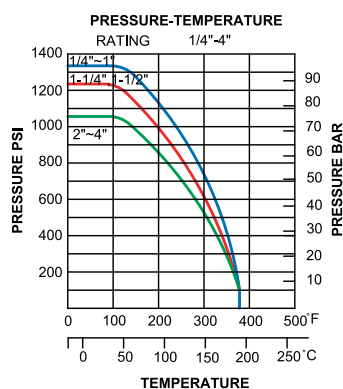
- 3-PC BALL VALVE WITH FULL PORT
- KUGELHAHN 3-TEILIG MIT VOLLEM DURCHGANG
- BOISSEAU SPHERIQUE 3 PIECES PASSAGE INTÉGRAL
- VÁLVULA DE BOLA TRES PIEZAS PASO TOTAL

MATERIAL: AISI 316 / W. 1.4401

NOTE: NOT "silicone free"

THREAD: EN 10226-1 (ex ISO 7/1)

CODE	DN	DN inch	D1 mm	L mm	H mm	W mm	X mm	BL inch			€
983104000	8	1/4"	11,6	58	56	98	5	5/16"	430	1	39,30
983308000	10	3/8"	12,8	58	56	98	5	5/16"	410	1	39,30
983102000	15	1/2"	15	62	56	98	5	5/16"	540	1	42,56
983304000	20	3/4"	20	76	70	118	6,5	3/8"	730	1	58,16
983100000	25	1"	25	85	76	143	8	7/16"	1130	1	77,52
983114000	32	1 1/4"	32	100	81	143	8	7/16"	1670	1	121,51
983112000	40	1 1/2"	38	115	92	173	9	1/2"	2430	1	169,80
983200000	50	2"	50	132	103	173	9	1/2"	3500	1	234,03
983212000	65	2 1/2"	65	165	130	223	12	3/4"	7400	1	486,18
983300000	80	3"	80	183	141	223	12	3/4"	12400	1	770,36
983400000	100	4"	100	232	170	308	16	1"	22000	1	1300,68



POS.	PARTICOLARE - DETAIL	MATERIALE - MATERIAL
1	Corpo - Body	AISI 316 - 1.4401
2	Tappo - Cap	AISI 316 - 1.4401
3	Sfera - Ball	AISI 316 - 1.4401
4	Anello di sede - Ball seat	PTFE
5	Guarnizione - Joint gasket	PTFE
6	Stelo - Stem	AISI 316 - 1.4401
7	Rondella di spinta - Thrust washer	PTFE
8	Tenuta stelo - Stem packing	PTFE
9	Dado premistoppa - Gland nut	AISI 304 - 1.4301
10	Leva - Handle	AISI 304 - 1.4301
11	Rondella stelo - Stem washer	AISI 304 - 1.4301
12	Dado leva - Stem Nut	AISI 304 - 1.4301
13	Copertura leva - Plastic cover	PVC
14	Lucchetto - Lock device	AISI 304 - 1.4301
15	Bulloni - Bolt	AISI 304 - 1.4301
16	Rondella "grower" - Spring washer	AISI 304 - 1.4301
17	Dadi - Hex nut	AISI 304 - 1.4301

A 40 40





983/SW

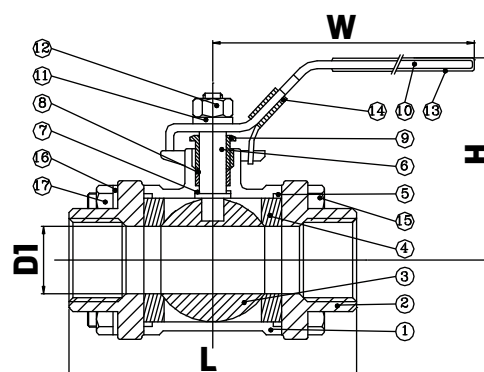
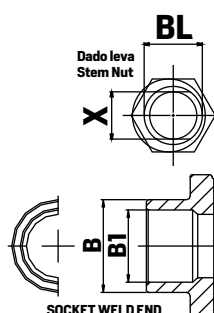
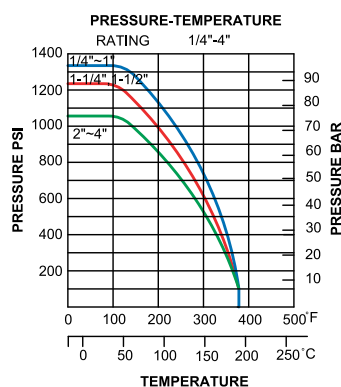
VALVOLA A SFERA 3 PZ PASSAGGIO TOTALE
SALDARE A TASCA

- 3-PC BALL VALVE WITH FULL PORT SOCKET WELDING
- KUGELHAHN 3-TEILIG MIT VOLLEM DURCHGANG ZUM EINSTECKSCHWEISSEN
- BOISSEAU SPHERIQUE 3 PIECES PASSAGE INTÉGRAL À SOUDER S.W.
- VÁLVULA DE BOLA TRES PIEZAS PARA SOLDAR PASO TOTAL

MATERIAL: AISI 316 / W. 1.4401

NOTE: NOT "silicone free"

CODE	DN	DN inch	D1 mm	L mm	H mm	W mm	B1 mm	B mm	X mm	BL inch			€
983104001	8	1/4"	11,6	58	56	98	14,1	19	5	5/16"	430	1	40,42
983308001	10	3/8"	12,8	58	56	98	17,6	22,5	5	5/16"	410	1	40,42
983102001	15	1/2"	15	62	56	98	21,7	27	5	5/16"	540	1	43,78
983304001	20	3/4"	20	76	70	118	27,1	33	6,5	3/8"	730	1	59,82
983100001	25	1"	25	85	76	143	33,8	40	8	7/16"	1130	1	79,75
983114001	32	1 1/4"	32	100	81	143	42,6	48,8	8	7/16"	1670	1	124,98
983112001	40	1 1/2"	38	115	92	173	48,7	55	9	1/2"	2430	1	174,65
983200001	50	2"	50	132	103	173	61,1	67,2	9	1/2"	3500	1	245,18
983212001	65	2 1/2"	65	165	130	223	76,9	86,4	12	3/4"	7400	1	500,08
983300001	80	3"	80	183	141	223	89,5	103	12	3/4"	12400	1	792,36
983400001	100	4"	100	232	170	308	115,5	130	16	1"	22000	1	1337,84



POS.	PARTICOLARE - DETAIL	MATERIALE - MATERIAL
1	Corpo - Body	AISI 316 - 1.4401
2	Tappo - Cap	AISI 316 - 1.4401
3	Sfera - Ball	AISI 316 - 1.4401
4	Anello di sede - Ball seat	PTFE
5	Guarnizione - Joint gasket	PTFE
6	Stelo - Stem	AISI 316 - 1.4401
7	Rondella di spinta - Thrust washer	PTFE
8	Tenuta stelo - Stem packing	PTFE
9	Dado premistoppa - Gland nut	AISI 304 - 1.4301
10	Leva - Handle	AISI 304 - 1.4301
11	Rondella stelo - Stem washer	AISI 304 - 1.4301
12	Dado leva - Stem Nut	AISI 304 - 1.4301
13	Copertura leva - Plastic cover	PVC
14	Lucchetto - Lock device	AISI 304 - 1.4301
15	Bulloni - Bolt	AISI 304 - 1.4301
16	Rondella "grower" - Spring washer	AISI 304 - 1.4301
17	Dadi - Hex nut	AISI 304 - 1.4301





983/BW

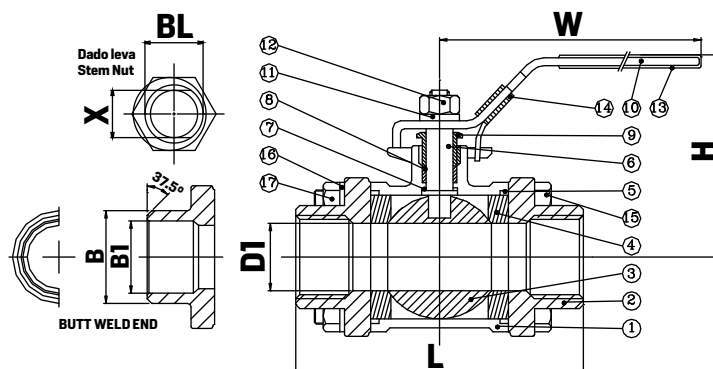
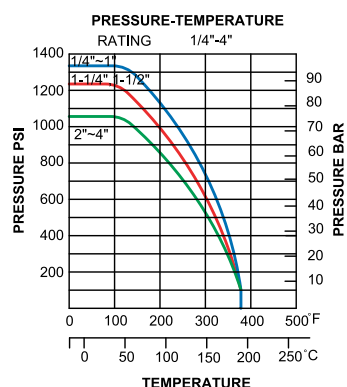
VALVOLE A SFERA 3 PZ PASSAGGIO TOTALE
SALDARE DI TESTA

- 3-PC BALL VALVE WITH FULL PORT BUTT WELDING
- KUGELHAHN 3-TEILIG MIT VOLLEM DURCHGANG ZUM EINSTECKSCHWEISSEN
- BOISSEAU SPHERIQUE 3 PIECES PASSAGE INTÉGRAL À SOUDER B.W.
- VÁLVULA DE BOLA TRES PIEZAS PARA SOLDAR PASO TOTAL

MATERIAL: AISI 316 / W. 1.4401

NOTE: NOT "silicone free"

CODE	DN	DN inch	D1 mm	L mm	H mm	W mm	B1 mm	B mm	X mm	BL inch			€
983104002	8	1/4"	11,6	58	56	98	12	17,6	5	5/16"	430	1	40,42
983308002	10	3/8"	12,8	58	56	98	14	17,6	5	5/16"	410	1	40,42
983102002	15	1/2"	15	62	56	98	17,1	21,5	5	5/16"	540	1	43,78
983304002	20	3/4"	20	76	70	118	22,5	27,1	6,5	3/8"	730	1	59,82
983100002	25	1"	25	85	76	143	28	34	8	7/16"	1130	1	79,75
983114002	32	1 1/4"	32	100	81	143	35,5	42,5	8	7/16"	1670	1	124,98
983112002	40	1 1/2"	38	115	92	173	43	49	9	1/2"	2430	1	174,65
983200002	50	2"	50	132	103	173	53	60,8	9	1/2"	3500	1	240,72
983212002	65	2 1/2"	65	165	130	223	65	76,2	12	3/4"	7400	1	500,08
983300002	80	3"	80	183	141	223	80	92	12	3/4"	12400	1	792,36
983400002	100	4"	100	232	170	308	100	116	16	1"	22000	1	1337,84



POS.	PARTICOLARE - DETAIL	MATERIALE - MATERIAL
1	Corpo - Body	AISI 316 - 1.4401
2	Tappo - Cap	AISI 316 - 1.4401
3	Sfera - Ball	AISI 316 - 1.4401
4	Anello di sede - Ball seat	PTFE
5	Guarnizione - Joint gasket	PTFE
6	Stelo - Stem	AISI 316 - 1.4401
7	Rondella di spinta - Thrust washer	PTFE
8	Tenuta stelo - Stem packing	PTFE
9	Dado premistoppa - Gland nut	AISI 304 - 1.4301
10	Leva - Handle	AISI 304 - 1.4301
11	Rondella stelo - Stem washer	AISI 304 - 1.4301
12	Dado leva - Stem Nut	AISI 304 - 1.4301
13	Copertura leva - Plastic cover	PVC
14	Lucchetto - Lock device	AISI 304 - 1.4301
15	Bulloni - Bolt	AISI 304 - 1.4301
16	Rondella "grower" - Spring washer	AISI 304 - 1.4301
17	Dadi - Hex nut	AISI 304 - 1.4301

A 40 40



985

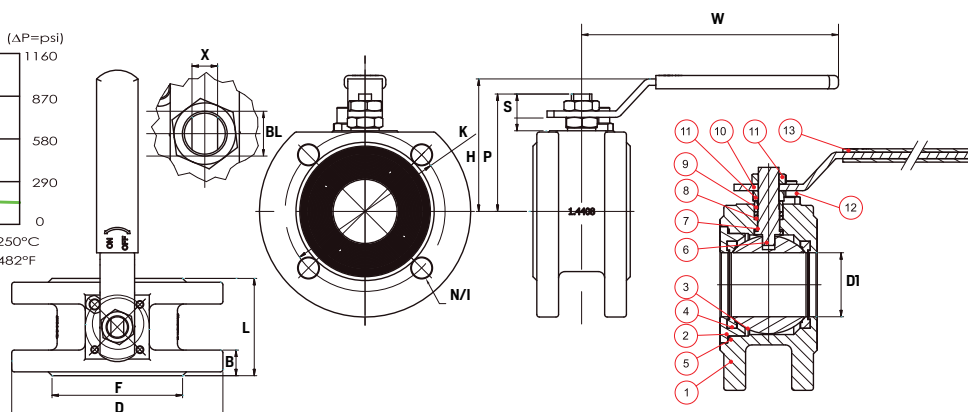
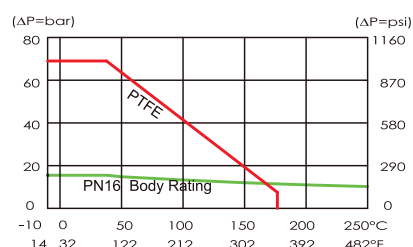
**VALVOLA A SFERA FLANGIATA TIPO
WAFFER A PASSAGGIO TOTALE**

- WAFER TYPE BALL VALVE FULL PORT
- KUGELHAHN WAFER TYP MIT VOLLEM DURCHGANG
- VANNE WAFER PASSAGE INTÉGRAL
- VÁLVULA DE BOLA CON BRIDAS PASO TOTAL

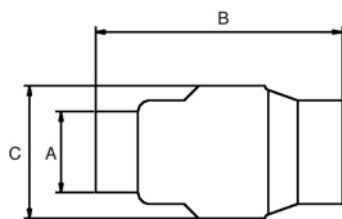
MATERIAL: AISI 316 / W. 1.4401**NOTE:** NOT "silicone free"

CODE	DN PN16	D1 mm	N/I Holes Nr.	B mm	F mm	P mm	L mm	D mm	K mm	H mm	W mm	S mm	X mm	BL			€
985102000	1/2" - 15	16	4 - M 12 x 1,75	14	45	34,5	41	96	65	65	123	17	6,5	10	1470	1	170,95
985304000	3/4" - 20	20	4 - M 12 x 1,75	16	58	36	44	105	75	69	123	17	6,5	10	2070	1	206,37
985100000	1" - 25	25	4 - M 12 x 1,75	16	68	70	54	115	85	80	158	25	8,7	14	2980	1	227,46
985114000	1 1/4" - 32	32	4 - M 16 x 2	16	78	75	58	135	100	87	158	24	8,7	14	3600	1	372,00
985112000	1 1/2" - 40	38	4 - M 16 x 2	16	88	84	62	145	110	96	198	29	10	16	4000	1	440,48
985200000	2" - 50	50	4 - M 16 x 2	18	102	92	72	155	125	104	198	29	10	16	5350	1	572,86
985212000	2 1/2" - 65	65	4 - M 16 x 2	18	122	101	94	185	145	122	248	36	12	20	9200	1	868,69
985300000	3" - 80	76	8 - M 16 x 2	20	138	131	118	200	160	153	283	37	12	20	13500	1	1246,40
985400000	4" - 100	96	8 - M 16 x 2	20	158	142	140	220	180	164	333	37	12	20	19340	1	1804,15

Pressure Temperature Rating



POS.	PARTICOLARE - DETAIL	MATERIALE - MATERIAL
1	Corpo - Body	AISI 316 - 1.4401
2	Inserto - Insert	AISI 316 - 1.4401
3	Sfera - Ball	AISI 316 - 1.4401
4	Anello di sede - Seat	PTFE
5	Guarnizione - Joint gasket	PTFE
6	Stelo - Stem	AISI 316 - 1.4401
7	Rondella di spinta - Thrust washer	PTFE
8	Guarnizione - Stem packing	PTFE
9	Rondella alta - High washer	AISI 304 - 1.4301
10	Leva - Handle	AISI 304 - 1.4301
11	Dadi leva - Stem Nuts	AISI 304 - 1.4301
12	Blocco - Stop	AISI 304 - 1.4301
13	Copertura leva - Plastic cover	POLIVINILE - VINYL



986

VALVOLA DI RITEGNO

- CHECK VALVE
- RÜCKSCHLAGVENTIL
- VANNE AVEC CLAPET ANTI-RETOUR
- VÁLVULA DE RETENCIÓN

MATERIAL: AISI 304 / W. 1.4301

NOTE: impiego acqua (no gas)

CODE	DN	DN inch	A mm	B mm	C mm			€
986104000	8	1/4"	18	55	32	94	1	42,93
986308000	10	3/8"	20	55	32	91	1	42,93
986102000	15	1/2"	25	55	32	93	1	39,77
986304000	20	3/4"	29	70	44	129	1	49,25
986100000	25	1"	36	84	53	191	1	57,90
986114000	32	1 1/4"	45	99	62	281	1	84,74
986112000	40	1 1/2"	51	119	78	388	1	106,02
986200000	50	2"	64	123	89	704	1	194,67
986212000	65	2 1/2"	80	147	113	1425	1	375,83
986300000	80	3"	93	166	132	2085	1	520,37
986400000	100	4"	120	193	167	3415	1	867,25

- Valvola di ritegno in acciaio inox tornito (Dim. 1/4" - 3/8" - 1/2")
 - Valvola di ritegno in acciaio inox stampato (Dim. 3/4" - 1" - 1 1/4" - 1 1/2" - 2" - 2 1/2" - 3" - 4")
 - Corpo e parti metalliche in acciaio inossidabile AISI 304; - Tenuta: FPM; - Connessioni filettate femmina: ISO 228/1 (ex DIN 259) femmina cilindrica; - Pressione di apertura: max 0,03 bar - min 0,025 bar; - Pressione di lavoro: 16 bar; - Temperatura di esercizio: -20°C ÷ +150°C

- Stainless steel turned check valve (Dim. 1/4" - 3/8" - 1/2")
 - Stainless steel molded check valve (Dim. 3/4" - 1" - 1 1/4" - 1 1/2" - 2" - 2 1/2" - 3" - 4")
 - Body and fittings in stainless steel AISI 304; - Seal: FPM; - Threaded female: ISO 228/1 (ex DIN 259) female cylindrical; - Opening pressure: 0,03 bar max - min 0,025 bar; - Working pressure: 16 bar; - Operating temperature: -20°C to + 150°C

DIAGRAMMA PRESSIONE-TEMPERATURA (1/4"÷1/2")

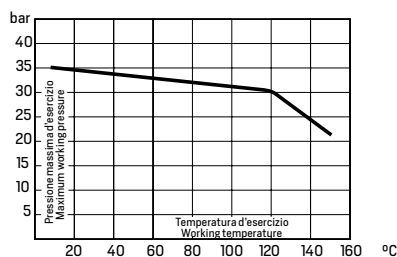
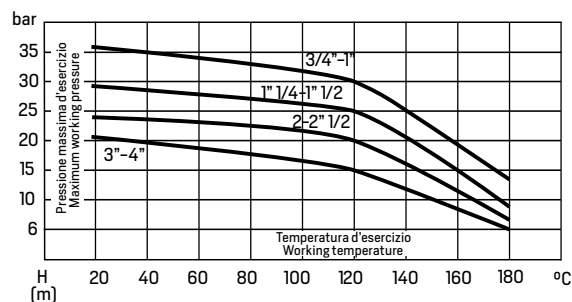
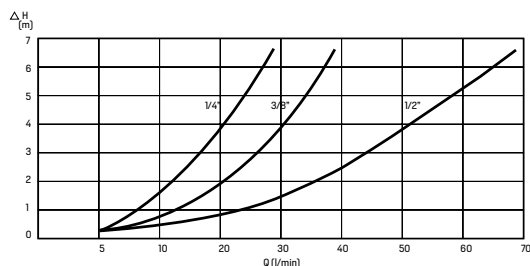


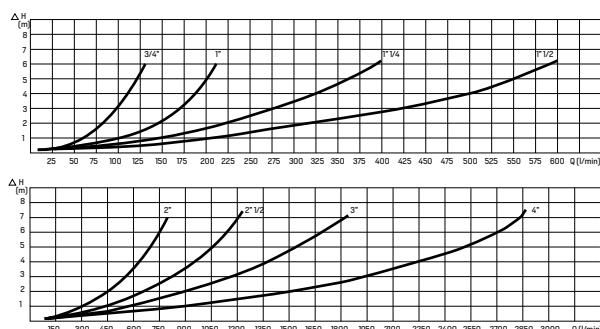
DIAGRAMMA PRESSIONE-TEMPERATURA (3/4"÷4")



DIAGRAMMI PERDITE DI CARICO (1/4"÷1/2")



DIAGRAMMI PERDITE DI CARICO (3/4"÷4")



A 40 40



984

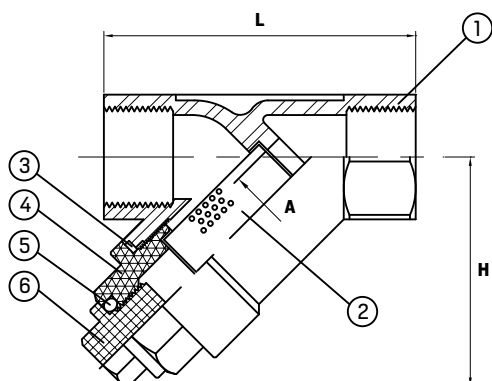
FILTRO A Y

- Y FEMALE STRAINER
- Y-FILTER MIT INNENGEWINDE
- FILTRE Y
- FILTRO "Y"

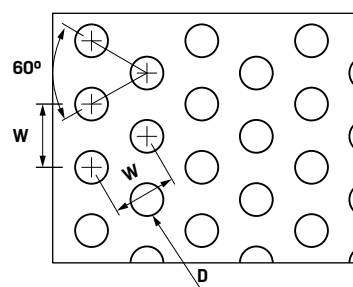
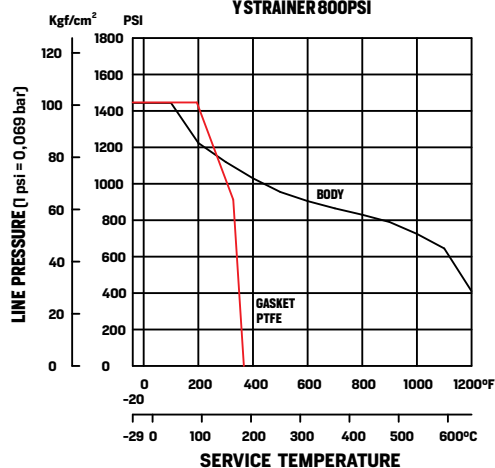
MATERIAL: AISI 316 / W. 1.4401

THREAD: ISO 228/1 (ex DIN 259)

CODE	DN	DN inch	A mm	L mm	H mm	W mm	D mm			€
984102000	15	1/2"	15	65	51	2	1	250	1	36,12
984304000	20	3/4"	20	80	60	2	1	400	1	43,95
984100000	25	1"	25	90	72	2	1	700	1	61,87
984114000	32	1 1/4"	32	105	77	2	1	900	1	93,96
984112000	40	1 1/2"	40	120	87	2	1	1200	1	119,64
984200000	50	2"	50	140	103	2	1	1900	1	179,27



PRESSURE TEMPERATURE RATING
Y STRAINER 800PSI



VALORE CV / KV PER FILTRI A Y FILETTATI

CODICE CODE	DN	CV US gallon / min	KV m³ / h
984102000	1/2"	4,55	3,91
984304000	3/4"	10,64	9,15
984100000	1"	19,72	16,96
984114000	1" 1/4	31,50	27,09
984112000	1" 1/2	46,42	39,92
984200000	2"	86,77	74,62

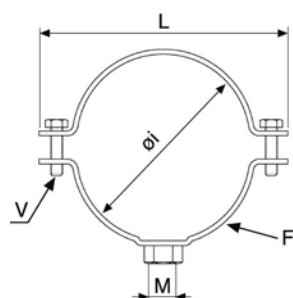
NOTE

Cv = portata in US galloni per minuto di acqua alla temperature di 60° F con una perdita di carico sul filtro di 1 psi.

Kv = portata in m³/h per acqua alla temperature tra 5 e 40°C con una perdita di carico sul filtro di 1 bar

$Kv = 0,86 \times Cv$ Valvole per liquidi: $Q [m³/h] = Kv \cdot \sqrt{DP [bar]}$

POS.	PARTICOLARE - DETAIL	MATERIALE - MATERIAL
1	Corpo - Body	AISI 316 (CF8M) - 1.4408 (1.4401)
2	Filtro - Screen	AISI 316 - 1.4401
3	Guarnizione - Gasket	PTFE
4	Stelo - Bonnet	AISI 316 (CF8M) - 1.4408 (1.4401)
5	O-ring	FLUOROELASTOMERO FKM
6	Scarico - Blow off	AISI 316 (CF8M) - 1.4408 (1.4401)



155



COLLARE FISSAGGIO TUBO CON VITE E TASSELLO

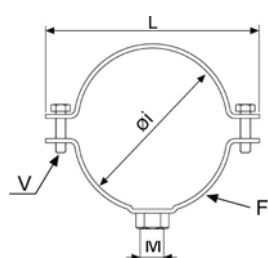
- CLAMP WITH BOLT-WOOD SCREW AND PLUG
- ROHRSCHELLE MIT HOLZSCHRAUBE UND DÜBEL
- COLLIER DE FIXATION AVEC CHEVILLE ET VIS FER-BOIS
- ABRAZADERA CON TACO NI TORNILLO

MATERIAL: AISI 304 / W. 1.4301

NOTE: dado saldato con puntatura elettrica
spot welded nut

A 50 50

CODE	DN inch	ϕi mm	M	T mm	S mm	V mm	F Lg x Sp mm	L mm			€
155308304	3/8"	16 - 18	M 8	10 x 70	M 8 x 90	M 6 x 20	20 x 2,5	53,5	79	100	3,53
155102304	1/2"	20 - 22	M 8	10 x 70	M 8 x 90	M 6 x 20	20 x 2,5	58	79	100	3,53
155304304	3/4"	25 - 28	M 8	10 x 70	M 8 x 90	M 6 x 20	20 x 2,5	63,5	84	100	3,84
155100304	1"	31 - 35	M 8	10 x 70	M 8 x 90	M 6 x 20	20 x 2,5	70	89	50	4,27
155114304	1 1/4"	39 - 43	M 8	10 x 70	M 8 x 90	M 6 x 20	20 x 2,5	79	94	50	4,59
155112304	1 1/2"	45 - 48,5	M 8	10 x 70	M 8 x 90	M 6 x 20	20 x 2,5	85	99	50	4,92
155200304	2"	58 - 61	M 8	10 x 70	M 8 x 90	M 6 x 20	20 x 2,5	97	107	50	5,36
155212304	2 1/2"	73 - 76,5	M 10	14 x 70	M 10 x 120	M 6 x 25	30 x 2,5	115	119	20	8,89
155300304	3"	86 - 89	M 10	14 x 70	M 10 x 120	M 6 x 25	30 x 2,5	128	300	20	9,91
155312304	3 1/2"	99 - 103	M 10	14 x 70	M 10 x 120	M 6 x 25	30 x 2,5	148	320	20	11,44
155400304	4"	110 - 115	M 10	14 x 70	M 10 x 120	M 6 x 25	30 x 2,5	153,5	330	20	12,71
155500304	5"	139 - 143	M 10	14 x 70	M 10 x 120	M 6 x 25	30 x 2,5	198	310	10	16,55
155600304	6"	166 - 170	M 10	14 x 70	M 10 x 120	M 6 x 25	30 x 2,5	230	360	10	18,50
155800304	8"	217 - 221	M 10	14 x 70	M 10 x 120	M 6 x 25	30 x 2,5	281	450	10	23,09



156



COLLARE FISSAGGIO TUBO

- CLAMP
- ROHRSCHELLE
- COLLIER DE FIXATION
- ABRAZADERA

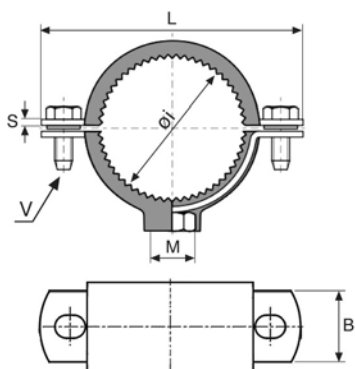
MATERIAL: AISI 304 / W. 1.4301

NOTE: dado saldato con puntatura elettrica
spot welded nut

A 50 50

CODE	DN inch	ϕi mm	M	V mm	F Lg x Sp mm	L mm			€
156308304	3/8"	16 - 18	M 8	M 6 x 20	20 x 2,5	53,5	60	50	3,23
156102304	1/2"	20 - 22	M 8	M 6 x 20	20 x 2,5	58	68	50	3,11
156304304	3/4"	25 - 28	M 8	M 6 x 20	20 x 2,5	63,5	74	50	3,22
156100304	1"	31 - 35	M 8	M 6 x 20	20 x 2,5	70	82	50	3,61
156114304	1 1/4"	39 - 43	M 8	M 6 x 20	20 x 2,5	79	92	50	3,99
156112304	1 1/2"	45 - 48,5	M 8	M 6 x 20	20 x 2,5	85	100	50	4,31
156200304	2"	58 - 61	M 8	M 6 x 20	20 x 2,5	97	114	50	4,70
156212304	2 1/2"	73 - 76,5	M 10	M 6 x 25	30 x 2,5	115	205	20	8,08
156300304	3"	86 - 89	M 10	M 6 x 25	30 x 2,5	128	230	20	8,82
156312304	3 1/2"	99 - 103	M 10	M 6 x 25	30 x 2,5	148	242	20	9,99
156400304	4"	110 - 115	M 10	M 6 x 25	30 x 2,5	153,5	268	20	10,21
156500304	5"	139 - 143	M 10	M 6 x 25	30 x 2,5	198	332	10	14,83
156600304	6"	166 - 170	M 10	M 6 x 25	30 x 2,5	230	390	10	16,98
156800304	8"	217 - 221	M 10	M 6 x 25	30 x 2,5	281	484	10	20,95

A 50 50



Conforme a
Conform to
Entsprechend
Correspondant
Conforme a la

DIN 4109

156/G

COLLARE CON GOMMA

- CLAMP WITH RUBBER
- ROHRSCHELLE MIT GUMMIEINLAGE
- COLLIER DE FIXATION GARNITURE ISOPHONIQUE
- ABRAZADERA ISOFÓNICA

MATERIAL: AISI 304 / W. 1.4301

VULCANIZED RUBBER: EPDM [-20° C/+120° C]
durezza/hardness 55 Shore

NOTE: dado saldato con puntatura elettrica
spot welded nut

CODE	DN inch	Øi mm	M	V mm	B mm	L mm	S mm	g		€
156150304G	Ø 15 mm	15 - 18	M 8	M 6 x 20	20	58	2	72	50	6,09
156308304G	3/8"	16 - 18	M 8	M 6 x 20	20	58	2	76	50	6,09
156102304G	1/2"	20 - 24	M 8	M 6 x 20	20	63,5	2	86	50	6,21
156304304G	3/4"	25 - 28	M 8	M 6 x 20	20	70	2	94	50	6,45
156100304G	1"	31 - 35	M 8	M 6 x 20	20	79	2	112	50	6,84
156114304G	1 1/4"	39 - 43	M 8	M 6 x 20	20	85	2	120	50	7,96
156112304G	1 1/2 - 54 mm	47 - 54	M 8	M 6 x 25	20	97	2	142	50	8,69
156200304G	2"	58 - 61	M 8	M 6 x 20	20	107	2	156	20	9,43
156212304G	2 1/2"	73 - 76,5	M 10	M 6 x 25	30	128	2	308	10	13,20
156300304G	3"	86 - 89	M 10	M 6 x 25	30	148	2	346	10	14,30
156400304G	4"	110 - 115	M 10	M 6 x 25	30	166	2	382	10	17,26

A 50 50

158/KIT

KIT VITE FERRO-LEGNO + TASSELLO + DADO

- KIT SCREW + PLUG + BACK NUT
- KIT HOLZSCHRAUBE + DÜBEL + 6-KUNT GEGENMUTTER
- KIT VIS BATTENTE + CHEVILLE + ÉCROU HEXAGONAL
- KIT TORNILLO + TACO + TUERCA HEXAGONAL

MATERIAL: AISI 304 / W. 1.4301



CODE	Plug	Screw	Back nut	g		€
158216008K	10 x 70	M 8 x 100	M 8	72	200 kit	5,19
158216010K	14 x 70	M 10 x 120	M 10	140	100 kit	7,18

Kit : n° 2 tasselli, n° 2 viti, n° 2 dadi

Kit : n° 2 plugs, n° 2 screws, n° 2 back nuts

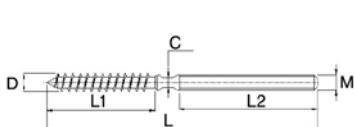
A 50 50

158/216

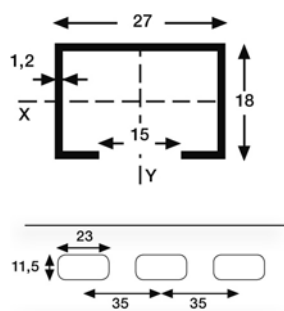
VITE FERROLEGNO

- BOLT-WOOD SCREW
- HOLZSCHRAUBE
- VIS DOUBLE FILET
- TORNILLO DOBLE ROSCA

MATERIAL: AISI 304 / W. 1.4301



CODE	M	L mm	L1 mm	L2 mm	C mm	D mm	g		€
158216008	M 8	100	63	23	5	8	27	100	1,42
158216010	M 10	120	60	45	7	10	54	100	2,11



157

PROFILO 2 M

- FIXING RAIL 2 M
- MONTAGESCHIENE 2 M
- RAIL 2M
- GUÍA PERFORADA 2 M

MATERIAL: AISI 304 / W. 1.4301

A 50 50

CODE	Dimensions	Section cm ²	Jx cm ⁴	Jy cm ⁴	Wx cm ³	Wy cm ³	kg/m	6 barre	€
157027000	27 x 18 x 1,2	0,84	0,36	0,95	0,33	0,70	0,55		92,61

Asse di riferimento X-X

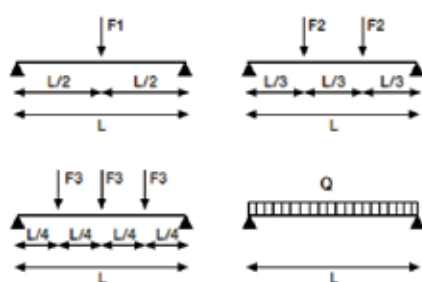
Il momento d'inerzia Jx-Jy ed i moduli di resistenza Wx-Wy sono calcolati in corrispondenza di una sezione omogenea (fori esclusi).

F1 - F2 - F3 - Q = (daN) 1 daN ≈ 1 kgf Calcolato su 1/3 del carico di rottura.

Reference axis X-X

Moment of inertia Jx-Jy and strength modulus Wx-Wy are calculated in correspondence with homogeneous section (holes excluded).

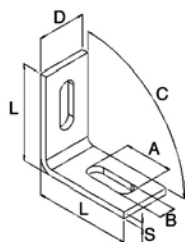
F1 - F2 - F3 - Q = (daN) 1 daN ≈ 1 kgf Calculated on 1/3 of tensile strength.



157027000

L (mm)

27x18x1,2	500	1000	1500	2000
F1	41	21	10	6
F2	29	23	6	4
F3	21	9	5	3
Q	82	42	20	12



158/212

ANGOLARE PER PROFILO

- CONNECTION PLATE
- MONTAGE-WINKEL
- EQUERRE
- ESCUADRA DE MONTAJE

MATERIAL: AISI 304 / W. 1.4301

A 50 50

CODE	L mm	S mm	A mm	B mm	degrees	D mm	g	100	€
158212045	50	5	25	10	135°	25	78		9,08
158212090	54	5	25	10	90°	25	78		9,08

A 50 50





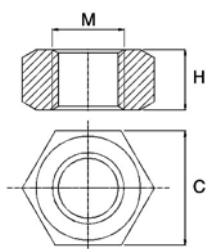
158/219

TRONCHETTO FILETTATO

- THREADED ROD
- GEWINDESTANGE
- TIGE FILETÉE
- ESPÁRRAGO SEPARADOR

MATERIAL: AISI 304 / W. 1.4301

CODE	M	L mm			€
158219008	M 8	30	10	100	3,14
158219010	M 10	30	14	100	5,42





158/215

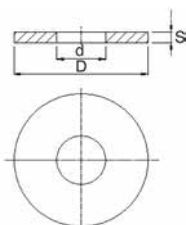
DADO ESAGONALE MEDIO

- BACK NUT
- 6-KANT GEGENMUTTER
- ÉCROU HEXAGONAL
- TUERCA HEXAGONAL

MATERIAL: AISI 304 / W. 1.4301

A 50 50

CODE	M	C mm	H mm			€
158215008	M 8	13	6,5	4	100	0,45
158215010	M 10	17	8	10	100	0,55



158/218



RONDELLA PIANA

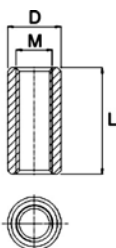
- WASHER
- UNTERLEGSCHIBE
- RONDELLE
- ARANDELA PLANA

NORM: DIN 9021

MATERIAL: AISI 304 / W. 1.4301

A 50 50

CODE	D mm	d mm	S mm			€
158218008	24	8,4	2	4	100	2,28
158218010	30	10,5	2,5	12	100	4,01





158/220

MANICOTTO DI CONGIUNZIONE

- STUD CONNECTOR
- EINSCHLAGANKER
- RACCORD DE JONCTION FF
- MANGUITO SEPARADOR

MATERIAL: AISI 304 / W. 1.4301

A 50 50

CODE	M	D mm	L mm			€
158220008	M 8	11	30	12	100	2,97
158220010	M 10	13	30	15	100	3,08



158/264

BARRA FILETTATA

- THREADED ROD
- GEWINDESTANGE
- TIGE FILETÉE
- VARILLA ROSCADA

MATERIAL: AISI 304 / W. 1.4301



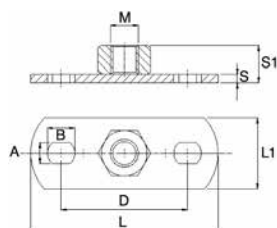
CODE	M	L mm			€
158264008	M 8	1000	3120	50	13,60
158264010	M 10	1000	4940	25	21,41



158/263

FLANGIA A MURO

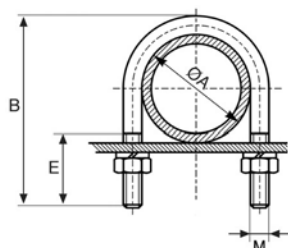
- FIXING FLANGE
- WANDFLANSCH
- BASE (POINT FIXE) DE FIXATION
- PLETINA FIJACIÓN

MATERIAL: AISI 304 / W. 1.4301



CODE	M	L mm	L1 mm	S mm	S1 mm	D mm	A x B mm			€
158263008	M 8	70	20	2	8,5	53	6,5 x 8,5	26	100	3,62
158263010	M 10	70	20	2	10	53	6,5 x 8,5	30	100	4,23

A 50 50





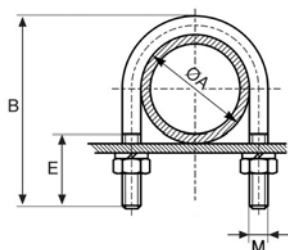
159

CAVALLOTTO PER FISSAGGIO TUBI

- U-BOLT CLAMP
- RUNDSTAHLBÜGEL
- ÉTRIER AVEC ECROUS
- ABARCON

MATERIAL: AISI 304 / W. 1.4301
NOTE: dado/back nut DIN 9344
 rondella/washer "grover"

CODE	DN inch	M	A mm	B mm	E mm			€
159308304	3/8"	M 6	18	50	35	25	100	2,31
159102304	1/2"	M 6	22	53	35	27	100	2,41
159304304	3/4"	M 6	28	59	35	31	100	2,65
159100304	1"	M 6	34	65	35	34	100	2,80
159114304	1"1/4	M 6	43	74	35	39	100	2,90
159112304	1"1/2	M 8	49	85	40	80	100	3,42
159200304	2"	M 8	61	99	40	94	50	5,70
159212304	2"1/2	M 8	77	113	40	109	50	6,68
159300304	3"	M 8	90	126	40	122	50	7,44
159400304	4"	M 10	115	155	40	235	25	11,22
159500304	5"	M 10	144	184	40	281	25	14,22
159600304	6"	M 10	170	210	40	323	25	16,25
159800304	8"	M 10	221	259	40	401	25	19,83
1591000304	10"	M 10	275	313	40	487	25	22,88





159/M

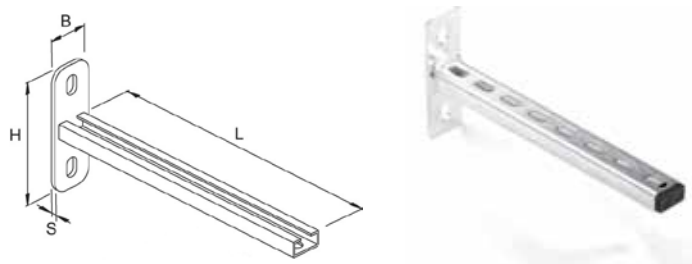
A 50 50

CAVALLOTTO PER FISSAGGIO TUBI

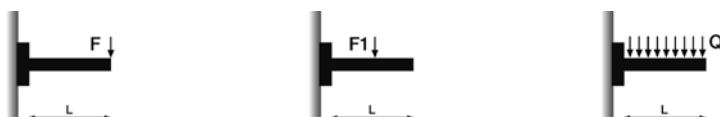
- U-BOLT CLAMP
- RUNDSTAHLBÜGEL
- ÉTRIER AVEC ECROUS
- ABARCON



MATERIAL: AISI 304 / W. 1.4301
NOTE: dado/back nut DIN 934
 rondella/washer "grover"

CODE	D mm	M	A mm	B mm	E mm			€
1590038304	38	M 6	39	70	35	37	100	3,40
1590054304	54	M 8	55	97	40	91	50	5,95
1590065304	65	M 8	66	99	40	95	50	6,50
1590070304	70	M 8	71	102	40	98	50	6,71
1590084304	84	M 8	85	117	40	113	50	7,96
1590104304	104	M 10	105	149	40	224	25	13,16
1590129304	129	M 10	130	170	40	259	25	15,65
1590154304	154	M 10	155	194	40	297	25	17,59
1590204304	204	M 10	206	244	40	377	25	21,02
1590254304	254	M 10	256	294	40	456	25	25,13
1590304304	304	M 10	306	344	50	536	25	28,80
1590354304	354	M 10	356	407	50	627	25	34,54

**231/32****A 50 50****MENSOLA SALDATA A PARETE
32X20X2**

- WALL BRACKET
- FERTIGKONSOLE
- CONSOLE
- SOPORTE

MATERIAL: AISI 304 / W. 1.4301

CODE	L mm	H mm	B mm	S mm	F DaN	F1 DaN	Q DaN	 g		€
231280304	280	120	40	4	40	75	75	436	20	35,13

Versione con tappo di testa montato.

Raccorderie Metalliche garantisce le portate di carico fatto salvo il corretto ancoraggio alla parete.

1 DaN ≈ 1 Kgf

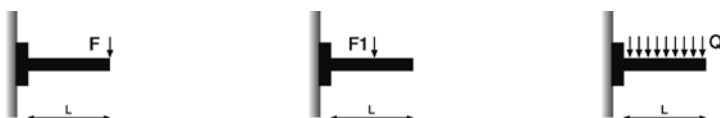
Version with mounted head cap.



Raccorderie Metalliche guarantees the load only in the case of a correct wall anchorage.

1 daN ≈ 1 kgf

**231/40****A 50 50****MENSOLA SALDATA A PARETE
40X60X2**

- WALL BRACKET
- FERTIGKONSOLE
- CONSOLE
- SOPORTE

MATERIAL: AISI 304 / W. 1.4301

CODE	L mm	H mm	B mm	S mm	F DaN	F1 DaN	Q DaN	 g		€
231600304	600	180	80	6	120	240	240	2230	1	140,50

Versione con tappo di testa montato.

Raccorderie Metalliche garantisce le portate di carico fatto salvo il corretto ancoraggio alla parete.

1 DaN ≈ 1 Kgf

Version with mounted head cap.

Raccorderie Metalliche guarantees the load only in the case of a correct wall anchorage.

1 daN ≈ 1 kgf

[illegible]



Raccordi a saldare e filettati in acciaio al carbonio







CARBON STEEL WELDING AND THREADED FITTINGS

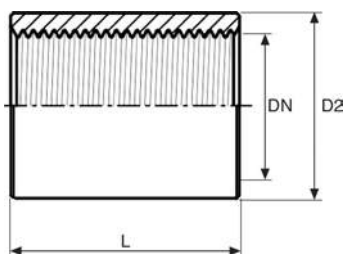
SCHWEISS-UND GEWINDEFITTTINGE AUS STAHL

RACCORDS EN ACIER FILETÉS ET À SOUDER

RACORES A SOLDAR Y ROSCAR EN ACERO AL CARBONO

Certificazioni / Certifications

		QUALITY ASSURANCE SYSTEM IN ACCORDANCE WITH PRESSURE EQUIPMENT DIRECTIVE 97/23/EC	DRG-0036-QS-W 192/2003/MUC
		RACCORDERIE METALLICHE S.P.A. ÁLTAL GYÁRTOTT ACÉL HEGESZTHETŐ IDOMOK, CSŐÍVEK, MENETES VÉGEK	A-2139/2012
		CARBON STEEL WELD FITTINGS	POCC IT.AB51.H01616



268/Z

MANICOTTO ZINCATO

- GALVANIZED SOCKET
- MUFFE G. L. VERZINKT
- MANCHON GALVANISÉ
- MANGUITO GALVANIZADO




TYPE: International Nr. 16

MATERIAL: CB4FFKD (Ø<1")
P235TR1 - S235 (R.St.37.0) (Ø≥1")

NORM: UNI / DIN EN 10241 (ex DIN 2986)

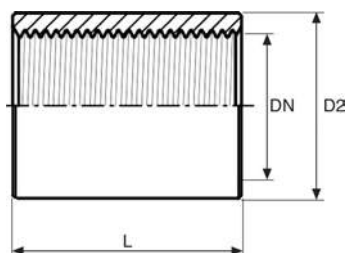
THREAD: EN 10226-1 (ex ISO 7/1)

R 10 11

CODE	DN	DN inch	D2 mm	L min mm				€
268108001*	6	1/8"	14	17	12	200	-	0,80
268104001*	8	1/4"	18,5	25	23	200	-	0,71
268308001*	10	3/8"	21,3	26	33	150	-	0,71
268102001*	15	1/2"	26,4	34	63	150	14400	0,80
268304001*	20	3/4"	31,8	36	80	150	8400	1,05
268100001	25	1"	39,5	43	142	100	5600	1,55
268114001	32	1 1/4"	48,3	48	189	50	2800	2,36
268112001	40	1 1/2"	54,5	48	220	40	2240	2,89
268200001	50	2"	66,3	56	320	25	1400	3,99
268212001	65	2 1/2"	82	65	530	6	-	6,26
268300001	80	3"	95	71	680	6	-	8,86
268400001	100	4"	122	83	1100	6	-	17,32
268500001	125	5"	147	92	1531	4	-	43,06
268600001	150	6"	174	92	2212	2	-	79,05

[*] Stampati Cold formed Kalt verformt Matrices Estampados

R 10 11



268/N

MANICOTTO NERO




- BLACK SOCKET
- MUFFE G. L. SCHWARZ
- MANCHON NOIR
- MANGUITO NEGRO

TYPE: International Nr. 16

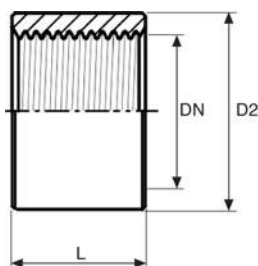
MATERIAL: CB4FFKD ($\phi < 1"$)
P235TR1 - S235 (R.St.37.0) ($\phi \geq 1"$)

NORM: UNI / DIN EN 10241 (ex DIN 2986)

THREAD: EN 10226-1 (ex ISO 7/1)

CODE	DN	DN inch	D2 mm	L min mm				€
268108000*	6	1/8"	14	17	12	200	-	0,76
268104000*	8	1/4"	18,5	25	23	200	-	0,63
268308000*	10	3/8"	21,3	26	33	150	-	0,66
268102000*	15	1/2"	26,4	34	63	150	14400	0,68
268304000*	20	3/4"	31,8	36	80	150	8400	0,88
268100000	25	1"	39,5	43	142	100	5600	1,30
268114000	32	1 1/4"	48,3	48	189	50	2800	1,93
268112000	40	1 1/2"	54,5	48	220	40	2240	2,38
268200000	50	2"	66,3	56	320	25	1400	3,24
268212000	65	2 1/2"	82	65	530	6	-	5,15
268300000	80	3"	95	71	680	6	-	7,26
268400000	100	4"	122	83	1100	6	-	14,34
268500000	125	5"	147	92	1531	4	-	35,60
268600000	150	6"	174	92	2212	2	-	65,27

(*) Stampati Cold formed Kalt verformt Matrices Estampados



268/M



MEZZO MANICOTTO NERO

- BLACK HALF SOCKET
- MUFFE H. L. SCHWARZ
- DEMI MANCHON NOIR
- MEDIO MANGUITO NEGRO

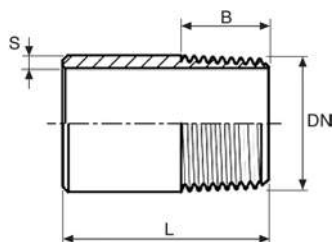
MATERIAL: CB4FFKD ($\phi < 1"$)
P235TR1 - S235 (R.St.37.0) ($\phi \geq 1"$)

NORM: UNI / DIN EN 10241 (ex DIN 2986)

THREAD: EN 10226-1 (ex ISO 7/1)

CODE	DN	DN inch	D2 mm	L min mm			€
268104102*	8	1/4"	18,5	11	10	500	0,55
268308102*	10	3/8"	21,3	12	16	500	0,58
268102120*	15	1/2"	26,4	15	28	300	0,61
268304102*	20	3/4"	31,8	17	36	150	0,84
268100102	25	1"	39,5	19,5	64	100	1,19
268114102	32	1 1/4"	48,3	22	90	50	1,60
268112102	40	1 1/2"	54,5	22	104	40	2,00
268200102	50	2"	66,3	26	150	20	2,75
268212102	65	2 1/2"	82	30,5	245	12	4,33
268300102	80	3"	95	34	320	12	6,18
268400102	100	4"	122	40	530	12	11,97

(*) Stampati Cold formed Kalt verformt Matrices Estampados



600



TRONCHETTO NERO

- BLACK WELDING NIPPLE
- ANSCHWEISSENDE SCHWARZ
- DEMI MAMELON NOIR
- CARRETE NEGRO ROSCADO

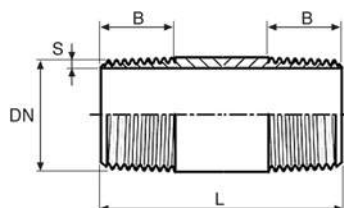
MATERIAL: P235TR1 - S235 (R.St.37.0)

NORM: UNI / DIN EN 10241 (ex DIN 2982)

THREAD: EN 10226-1 (ex ISO 7/1)

CODE	DN	DN inch	DN mm	L mm	B mm	S mm			€
600308100	10	3/8"	17	100	11	2	76	30	1,18
600102100	15	1/2"	21,2		14	2,3	100	30	1,23
600304100	20	3/4"	26,9		16	2,3	120	30	1,44
600100100	25	1"	33,7		18	2,9	210	20	2,04
600114100	32	1"1/4	42,4		20	2,9	260	16	2,57
600112100	40	1"1/2	48,3		22	2,9	310	16	3,01
600200100	50	2"	60,3		24	3,2	410	12	3,66
600212100	65	2"1/2	76,1		25	3,6	530	10	7,61
600300100	80	3"	88,9		30	3,6	650	6	8,75
600400100	100	4"	114,3		35	4,2	960	6	14,68
600500100	125	5"	139,7	150	40	5	1475	4	42,35
600600100	150	6"	168,3		40	6,5	1790	4	51,43
600308150	10	3/8"	17		11	2	100	15	1,77
600102150	15	1/2"	21,2		14	2,3	160	15	1,90
600304150	20	3/4"	26,9		16	2,3	190	15	2,18
600100150	25	1"	33,7		18	2,9	310	10	3,13
600114150	32	1"1/4	42,4		20	2,9	400	8	3,76
600112150	40	1"1/2	48,3		22	2,9	430	8	4,37
600200150	50	2"	60,3		24	3,2	640	6	5,53
600212150	65	2"1/2	76,1		25	3,6	840	5	9,14
600300150	80	3"	88,9		30	3,6	950	4	11,21
600400150	100	4"	114,3		35	4,2	1640	6	19,02
600500150	125	5"	139,7	200	40	5	2420	4	49,09
600600150	150	6"	168,3		40	6,5	3050	4	58,81
600308200	10	3/8"	17		11	2	150	15	2,27
600102200	15	1/2"	21,2		14	2,3	230	15	2,32
600304200	20	3/4"	26,9		16	2,3	250	15	2,74
600100200	25	1"	33,7		18	2,9	430	10	3,56
600114200	32	1"1/4	42,4		20	2,9	530	8	4,47
600112200	40	1"1/2	48,3		22	2,9	600	8	5,41
600200200	50	2"	60,3		24	3,2	870	6	6,78
600212200	65	2"1/2	76,1		25	3,6	1180	5	11,33
600300200	80	3"	88,9		30	3,6	1400	4	13,93
600400200	100	4"	114,3		35	4,2	2180	6	22,64
600500200	125	5"	139,7		40	5	3130	4	56,36
600600200	150	6"	168,3		40	6,5	4840	4	66,74

R 10 13





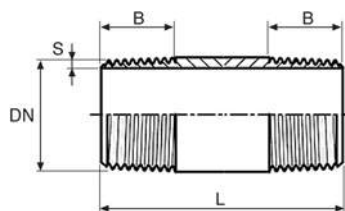
530/N

VITE DI ALLUNGAMENTO BARILOTTO NERO

- BLACK BARREL NIPPLE
- ROHRDOPPELNIPPEL SCHWARZ
- MAMELON NOIR
- CARRETE DE PROLONGACION NEGRO

TYPE: International Nr. 23
MATERIAL: P235TR1 - S235 (R.St.37.0)
NORM: UNI / DIN EN 10241 (ex DIN 2982)
THREAD: EN 10226-1 (ex ISO 7/1)

CODE	DN	DN inch	DN mm	L mm	B mm	S mm			€
530308040	10	3/8"	17	40	11	2	38	10	1,79
530102040	15	1/2"	21,2		14	2,3	50	10	1,10
530304040	20	3/4"	26,9		16	2,3	63	10	1,13
530100040	25	1"	33,7		18	2,9	91	20	1,51
530114040	32	1 1/4"	42,4		20	2,9	128	20	2,17
530112040	40	1 1/2"	48,3		22	2,9	147	20	2,63
530308050	10	3/8"	17	50	11	2	47	10	1,93
530102050	15	1/2"	21,2		14	2,3	61	10	1,12
530304050	20	3/4"	26,9		16	2,3	78	10	1,11
530100050	25	1"	33,7		18	2,9	112	20	1,53
530114050	32	1 1/4"	42,4		20	2,9	156	20	2,12
530112050	40	1 1/2"	48,3		22	2,9	179	20	2,34
530308060	10	3/8"	17	60	11	2	55	10	1,64
530102060	15	1/2"	21,2		14	2,3	72	10	1,11
530304060	20	3/4"	26,9		16	2,3	92	10	1,18
530100060	25	1"	33,7		18	2,9	132	20	1,64
530114060	32	1 1/4"	42,4		20	2,9	185	20	2,35
530112060	40	1 1/2"	48,3		22	2,9	212	20	2,63
530200060	50	2"	60,3	70	24	3,2	296	20	3,62
530102070	15	1/2"	21,2		14	3	82	30	1,16
530304070	20	3/4"	26,9		16	2,3	106	30	1,30
530100070	25	1"	33,7		18	2,9	152	20	1,79
530308080	10	3/8"	17		11	2	72	10	1,64
530102080	15	1/2"	21,2		14	2,3	93	30	1,19
530304080	20	3/4"	26,9	80	16	2,3	120	30	1,34
530100080	25	1"	33,7		18	2,9	172	20	1,69
530114080	32	1 1/4"	42,4		20	2,9	241	16	2,39
530112080	40	1 1/2"	48,3		22	2,9	277	16	2,86
530200080	50	2"	60,3		24	3,2	388	12	4,40
530212080	65	2 1/2"	76,1		25	3,6	553	10	7,30
530300080	80	3"	88,9		30	3,6	650	6	8,98
530400080	100	4"	114,3		35	4,2	1028	6	15,93





530/N

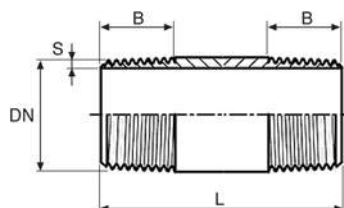
VITE DI ALLUNGAMENTO
BARILOTTO NERO

- BLACK BARREL NIPPLE
- ROHRDOPPELNIPPEL SCHWARZ
- MAMELON NOIR
- CARRETE DE PROLONGACION NEGRO

TYPE: International Nr. 23
MATERIAL: P235TR1 - S235 (R.St.37.0)
NORM: UNI / DIN EN 10241 (ex DIN 2982)
THREAD: EN 10226-1 (ex ISO 7/1)

CODE	DN	DN inch	DN mm	L mm	B mm	S mm			€
530308100	10	3/8"	17	100	11	2	89	30	1,72
530102100	15	1/2"	21,2		14	2,3	116	30	1,22
530304100	20	3/4"	26,9		16	2,3	148	30	1,40
530100100	25	1"	33,7		18	2,9	213	20	1,81
530114100	32	1"1/4	42,4		20	2,9	298	16	2,68
530112100	40	1"1/2	48,3		22	2,9	342	16	3,15
530200100	50	2"	60,3		24	3,2	479	12	4,49
530212100	65	2"1/2	76,1		25	3,6	684	10	7,78
530300100	80	3"	88,9		30	3,6	803	6	9,45
530400100	100	4"	114,3		35	4,2	1271	6	17,18
530308120	10	3/8"	17	120	11	2	106	15	1,97
530102120	15	1/2"	21,2		14	2,3	138	15	1,35
530304120	20	3/4"	26,9		16	2,3	176	15	1,69
530100120	25	1"	33,7		18	2,9	254	10	2,19
530114120	32	1"1/4	42,4		20	2,9	355	8	3,12
530112120	40	1"1/2	48,3		22	2,9	408	8	3,87
530200120	50	2"	60,3		24	3,2	570	6	5,20
530212120	65	2"1/2	76,1		25	3,6	814	5	9,08
530300120	80	3"	88,9		30	3,6	918	4	11,44
530400120	100	4"	114,3		35	4,2	1513	6	20,59
530102140	15	1/2"	21,2	140	14	2,3	160	15	1,61
530304140	20	3/4"	26,9		16	2,3	204	15	1,97
530100140	25	1"	33,7		18	2,9	294	10	2,68
530308150	10	3/8"	17	150	11	2	132	15	2,22
530102150	15	1/2"	21,2		14	2,3	171	15	1,51
530304150	20	3/4"	26,9		16	2,3	219	15	1,84
530100150	25	1"	33,7		18	2,9	315	10	2,48
530114150	32	1"1/4	42,4		20	2,9	440	8	3,29
530112150	40	1"1/2	48,3		22	2,9	505	8	4,41
530200150	50	2"	60,3		24	3,2	707	6	5,75
530212150	65	2"1/2	76,1		25	3,6	1009	5	9,48
530300150	80	3"	88,9		30	3,6	1186	4	11,92
530400150	100	4"	114,3		35	4,2	1876	6	19,94
530102160	15	1/2"	21,2	160	14	2,3	163	15	1,82
530304160	20	3/4"	26,9		16	2,3	181	15	2,22
530100160	25	1"	33,7		18	2,9	310	10	2,98
530102180	15	1/2"	21,2	180	14	2,3	203	15	1,88
530304180	20	3/4"	26,9		16	2,3	261	15	2,32
530100180	25	1"	33,7		18	2,9	376	10	3,07

R 10 13





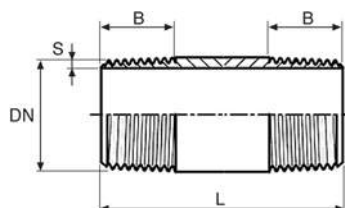
530/N

VITE DI ALLUNGAMENTO BARILOTTO NERO

- BLACK BARREL NIPPLE
- ROHRDOPPELNIPPEL SCHWARZ
- MAMELON NOIR
- CARRETE DE PROLONGACION NEGRO

TYPE: International Nr. 23
MATERIAL: P235TR1 - S235 (R.St.37.0)
NORM: UNI / DIN EN 10241 (ex DIN 2982)
THREAD: EN 10226-1 (ex ISO 7/1)

CODE	DN	DN inch	DN mm	L mm	B mm	S mm			€
530308200	10	3/8"	17	200	11	2	174	15	2,63
530102200	15	1/2"	21,2		14	2,3	225	15	1,84
530304200	20	3/4"	26,9		16	2,3	289	15	2,18
530100200	25	1"	33,7		18	2,9	416	10	3,13
530114200	32	1 1/4"	42,4		20	2,9	582	8	4,32
530112200	40	1 1/2"	48,3		22	2,9	668	8	5,08
530200200	50	2"	60,3		24	3,2	935	6	6,64
530212200	65	2 1/2"	76,1		25	3,6	1335	5	11,67
530300200	80	3"	88,9	250	30	3,6	1568	4	14,16
530400200	100	4"	114,3		35	4,2	2481	6	23,34
530308250	10	3/8"	17		11	2	217	15	3,91
530102250	15	1/2"	21,2		14	2,3	281	15	2,78
530304250	20	3/4"	26,9		16	2,3	360	15	3,21
530100250	25	1"	33,7		18	2,9	518	10	4,27
530114250	32	1 1/4"	42,4		20	2,9	724	8	5,74
530112250	40	1 1/2"	48,3		22	2,9	831	8	7,01
530200250	50	2"	60,3		24	3,2	1163	6	8,91
530212250	65	2 1/2"	76,1	300	25	3,6	1660	5	13,41
530300250	80	3"	88,9		30	3,6	1951	4	17,06
530400250	100	4"	114,3		35	4,2	3086	4	27,58
530308300	10	3/8"	17		11	2	259	15	4,39
530102300	15	1/2"	21,2		14	2,3	336	15	2,99
530304300	20	3/4"	26,9		16	2,3	430	15	3,55
530100300	25	1"	33,7		18	2,9	619	10	4,85
530114300	32	1 1/4"	42,4		20	2,9	866	8	6,75
530112300	40	1 1/2"	48,3		22	2,9	994	8	8,00
530200300	50	2"	60,3	400	24	3,2	1391	6	9,98
530212300	65	2 1/2"	76,1		25	3,6	1953	5	15,76
530300300	80	3"	88,9		30	3,6	2666	4	19,21
530400300	100	4"	114,3		35	4,2	3691	4	30,81
530102400	15	1/2"	21,2		14	2,3	450	15	3,89
530304400	20	3/4"	26,9		16	2,3	590	15	4,59
530100400	25	1"	33,7		18	2,9	931	10	6,31
530102500	15	1/2"	21,2	500	14	2,3	555	15	4,64
530304500	20	3/4"	26,9		16	2,3	740	15	5,53
530100500	25	1"	33,7		18	2,9	1162	10	7,95





530/Z

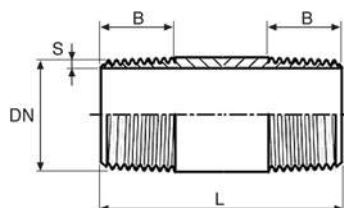
VITE DI ALLUNGAMENTO
BARILOTTO ZINCATO

- GALVANISED BARREL NIPPLE
- ROHRDOPPELNIPPEL VERZINKT
- MAMELON GALVANISÉ
- CARRETE DE PROLONGACION GALVANIZADO

TYPE: International Nr. 23
MATERIAL: P235TR1 - S235 (R.St.37.0)
NORM: UNI / DIN EN 10241 (ex DIN 2982)
THREAD: EN 10226-1 (ex ISO 7/1)
GALVANIZATION: EN 10240 A1

CODE	DN	DN inch	DN mm	L mm	B mm	S mm			€
530308043	10	3/8"	17	40	11	2	38	10	1,44
530102043	15	1/2"	21,2		14	2,3	50	10	1,39
530304043	20	3/4"	26,9		16	2,3	63	10	1,54
530100043	25	1"	33,7		18	2,9	91	20	1,79
530114043	32	1"1/4	42,4		20	2,9	128	20	2,43
530112043	40	1"1/2	48,3		22	2,9	147	20	2,91
530200043	50	2"	60,3		24	3,2	205	20	3,39
530308053	10	3/8"	17	50	11	2	47	10	2,75
530102053	15	1/2"	21,2		14	2,3	61	10	1,41
530304053	20	3/4"	26,9		16	2,3	78	10	1,54
530100053	25	1"	33,7		18	2,9	112	20	1,97
530114053	32	1"1/4	42,4		20	2,9	156	20	2,67
530112053	40	1"1/2	48,3		22	2,9	179	20	3,03
530200053	50	2"	60,3		24	3,2	251	20	3,45
530308063	10	3/8"	17	60	11	2	55	10	1,70
530102063	15	1/2"	21,2		14	2,3	72	10	1,16
530304063	20	3/4"	26,9		16	2,3	92	10	1,31
530100063	25	1"	33,7		18	2,9	132	20	1,72
530114063	32	1"1/4	42,4		20	2,9	185	20	2,37
530112063	40	1"1/2	48,3		22	2,9	212	20	2,74
530200063	50	2"	60,3		24	3,2	296	20	3,99
530308073	10	3/8"	17	70	11	2	64	10	1,81
530102073	15	1/2"	21,2		14	2,3	82	30	1,23
530304073	20	3/4"	26,9		16	2,3	106	30	1,48
530100073	25	1"	33,7		18	2,9	152	20	2,08
530114073	32	1"1/4	42,4		20	2,9	213	20	2,54
530112073	40	1"1/2	48,3		22	2,9	244	20	2,96
530200073	50	2"	60,3		24	3,2	342	20	4,27
530308083	10	3/8"	17	80	11	2	72	10	1,82
530102083	15	1/2"	21,2		14	2,3	93	30	1,14
530304083	20	3/4"	26,9		16	2,3	120	30	1,37
530100083	25	1"	33,7		18	2,9	172	20	1,93
530114083	32	1"1/4	42,4		20	2,9	241	16	2,63
530112083	40	1"1/2	48,3		22	2,9	277	16	3,01
530200083	50	2"	60,3		24	3,2	388	12	4,38
530212083	65	2"1/2	76,1		25	3,6	553	10	7,38
530300083	80	3"	88,9		30	3,6	650	6	9,15
530400083	100	4"	114,3		35	4,2	1028	6	16,50

R 10 13





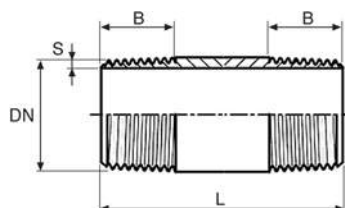
530/Z

VITE DI ALLUNGAMENTO BARILOTTO ZINCATO

- GALVANISED BARREL NIPPLE
- ROHRDOPPELNIPPEL VERZINKT
- MAMELON GALVANISÉ
- CARRETE DE PROLONGACION GALVANIZADO

TYPE: International Nr. 23
MATERIAL: P235TR1 - S235 (R.St.37.0)
NORM: UNI / DIN EN 10241 (ex DIN 2982)
THREAD: EN 10226-1 (ex ISO 7/1)
GALVANIZATION: EN 10240 A1

CODE	DN	DN inch	DN mm	L mm	B mm	S mm			€
530102093	15	1/2"	21,2	90	14	2,3	104	30	1,28
530304093	20	3/4"	26,9		16	2,3	134	30	1,64
530100093	25	1"	33,7		18	2,9	193	20	2,18
530114093	32	1 1/4"	42,4		20	2,9	270	16	2,84
530112093	40	1 1/2"	48,3		22	2,9	310	16	3,29
530200093	50	2"	60,3		24	3,2	433	12	4,85
530308103	10	3/8"	17	100	11	2	89	30	2,01
530102103	15	1/2"	21,2		14	2,3	116	30	1,29
530304103	20	3/4"	26,9		16	2,3	148	30	1,63
530100103	25	1"	33,7		18	2,9	213	20	2,14
530114103	32	1 1/4"	42,4		20	2,9	298	16	2,73
530112103	40	1 1/2"	48,3		22	2,9	342	16	3,23
530200103	50	2"	60,3	120	24	3,2	479	12	4,82
530212103	65	2 1/2"	76,1		25	3,6	684	10	8,12
530300103	80	3"	88,9		30	3,6	803	6	9,94
530400103	100	4"	114,3		35	4,2	1271	6	17,78
530102113	15	1/2"	21,2	110	14	2,3	119	15	1,45
530304113	20	3/4"	26,9		16	2,3	143	15	1,78
530100113	25	1"	33,7		18	2,9	210	10	2,43
530308123	10	3/8"	17		11	2	106	15	2,35
530102123	15	1/2"	21,2		14	2,3	138	15	1,55
530304123	20	3/4"	26,9		16	2,3	176	15	1,83
530100123	25	1"	33,7	120	18	2,9	254	10	2,61
530114123	32	1 1/4"	42,4		20	2,9	355	8	3,36
530112123	40	1 1/2"	48,3		22	2,9	408	8	4,14
530200123	50	2"	60,3		24	3,2	570	6	5,44
530212123	65	2 1/2"	76,1		25	3,6	814	5	9,23
530300123	80	3"	88,9		30	3,6	918	4	12,57
530400123	100	4"	114,3	130	35	4,2	1513	6	20,33
530102133	15	1/2"	21,2		14	2,3	140	15	1,74
530304133	20	3/4"	26,9		16	2,3	169	15	2,05
530102143	15	1/2"	21,2		14	2,3	160	15	1,82
530304143	20	3/4"	26,9		16	2,3	204	15	2,14
530100143	25	1"	33,7		18	2,9	294	10	3,02
530114143	32	1 1/4"	42,4	140	20	2,9	412	8	4,12
530112143	40	1 1/2"	48,3		22	2,9	473	8	4,72
530200143	50	2"	60,3		24	3,2	661	6	6,16





530/Z

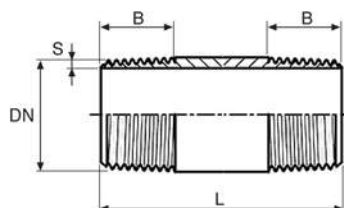
VITE DI ALLUNGAMENTO
BARILOTTO ZINCATO

- GALVANISED BARREL NIPPLE
- ROHRDOPPELNIPPEL VERZINKT
- MAMELON GALVANISÉ
- CARRETE DE PROLONGACION GALVANIZADO

TYPE: International Nr. 23
MATERIAL: P235TR1 - S235 (R.St.37.0)
NORM: UNI / DIN EN 10241 (ex DIN 2982)
THREAD: EN 10226-1 (ex ISO 7/1)
GALVANIZATION: EN 10240 A1

CODE	DN	DN inch	DN mm	L mm	B mm	S mm			€
530308153	10	3/8"	17	150	11	2	132	15	2,61
530102153	15	1/2"	21,2		14	2,3	171	15	1,64
530304153	20	3/4"	26,9		16	2,3	219	15	1,95
530100153	25	1"	33,7		18	2,9	315	10	2,81
530114153	32	1 1/4"	42,4		20	2,9	440	8	3,87
530112153	40	1 1/2"	48,3		22	2,9	505	8	4,43
530200153	50	2"	60,3		24	3,2	707	6	5,78
530212153	65	2 1/2"	76,1		25	3,6	1009	5	9,82
530300153	80	3"	88,9		30	3,6	1186	4	12,46
530400153	100	4"	114,3		35	4,2	1876	6	22,36
530102163	15	1/2"	21,2	160	14	2,3	163	15	2,30
530304163	20	3/4"	26,9		16	2,3	181	15	2,64
530100163	25	1"	33,7		18	2,9	310	10	3,91
530114163	32	1 1/4"	42,4		20	2,9	407	8	4,19
530112163	40	1 1/2"	48,3		22	2,9	455	8	5,85
530200163	50	2"	60,3		24	3,2	650	6	7,58
530308183	10	3/8"	17	180	11	2	157	15	3,28
530102183	15	1/2"	21,2		14	2,3	203	15	2,30
530304183	20	3/4"	26,9		16	2,3	261	15	2,64
530100183	25	1"	33,7		18	2,9	376	10	3,91
530114183	32	1 1/4"	42,4		20	2,9	525	8	5,07
530112183	40	1 1/2"	48,3		22	2,9	603	8	5,85
530200183	50	2"	60,3		24	3,2	844	6	7,58
530212183	65	2 1/2"	76,1		25	3,6	1204	5	11,62
530300183	80	3"	88,9		30	3,6	1415	6	14,61
530400183	100	4"	114,3		35	4,2	2239	6	24,23
530308203	10	3/8"	17	200	11	2	174	15	3,08
530102203	15	1/2"	21,2		14	2,3	225	15	2,15
530304203	20	3/4"	26,9		16	2,3	289	15	2,60
530100203	25	1"	33,7		18	2,9	416	10	3,56
530114203	32	1 1/4"	42,4		20	2,9	582	8	4,71
530112203	40	1 1/2"	48,3		22	2,9	668	8	5,55
530200203	50	2"	60,3		24	3,2	935	6	7,56
530212203	65	2 1/2"	76,1		25	3,6	1335	5	12,56
530300203	80	3"	88,9		30	3,6	1568	4	15,26
530400203	100	4"	114,3		35	4,2	2481	6	26,24
530308253	10	3/8"	17	250	11	2	217	15	4,51
530102253	15	1/2"	21,2		14	2,3	281	15	2,94
530304253	20	3/4"	26,9		16	2,3	360	15	3,43
530100253	25	1"	33,7		18	2,9	518	10	4,97
530114253	32	1 1/4"	42,4		20	2,9	724	8	6,60

R 10 13



530/Z

VITE DI ALLUNGAMENTO
BARILOTTO ZINCATO

- GALVANISED BARREL NIPPLE
- ROHRDOPPELNIPPEL VERZINKT
- MAMELON GALVANISÉ
- CARRETE DE PROLONGACION GALVANIZADO

TYPE: International Nr. 23

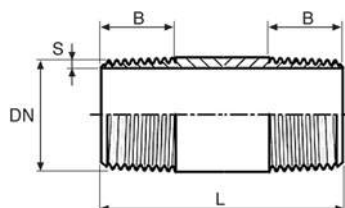
MATERIAL: P235TR1 - S235 (R.St.37.0)

NORM: UNI / DIN EN 10241 (ex DIN 2982)

THREAD: EN 10226-1 (ex ISO 7/1)

GALVANIZATION: EN 10240 A1

CODE	DN	DN inch	DN mm	L mm	B mm	S mm			€
530112253	40	1 1/2	48,3	250	22	2,9	831	8	7,80
530200253	50	2"	60,3		24	3,2	1163	6	9,81
530212253	65	2 1/2	76,1		25	3,6	1660	5	14,25
530300253	80	3"	88,9		30	3,6	1951	4	17,45
530400253	100	4"	114,3		35	4,2	3086	4	28,13
530308303	10	3/8"	17	300	11	2	259	15	5,43
530102303	15	1/2"	21,2		14	2,3	336	15	3,43
530304303	20	3/4"	26,9		16	2,3	430	15	4,35
530100303	25	1"	33,7		18	2,9	619	10	6,07
530114303	32	1 1/4	42,4		20	2,9	866	8	7,66
530112303	40	1 1/2	48,3	400	22	2,9	994	8	8,91
530200303	50	2"	60,3		24	3,2	1391	6	12,11
530212303	65	2 1/2	76,1		25	3,6	1953	5	16,30
530300303	80	3"	88,9		30	3,6	2666	4	20,19
530400303	100	4"	114,3		35	4,2	3691	4	35,00
530308403	10	3/8"	17	500	11	2	330	15	5,51
530102403	15	1/2"	21,2		14	2,3	450	15	4,45
530304403	20	3/4"	26,9		16	2,3	590	15	5,48
530100403	25	1"	33,7		18	2,9	931	10	7,75
530114403	32	1 1/4	42,4		20	2,9	1270	8	9,74
530112403	40	1 1/2	48,3	600	22	2,9	1330	8	11,33
530200403	50	2"	60,3		24	3,2	1910	6	15,81
530212403	65	2 1/2	76,1		25	3,6	2214	4	20,04
530300403	80	3"	88,9		30	3,6	2808	4	26,41
530400403	100	4"	114,3		35	4,2	4490	3	44,91
530308503	10	3/8"	17	500	11	2	420	15	5,92
530102503	15	1/2"	21,2		14	2,3	555	15	5,26
530304503	20	3/4"	26,9		16	2,3	740	15	6,59
530100503	25	1"	33,7		18	2,9	1162	10	9,34
530114503	32	1 1/4	42,4		20	2,9	1585	8	11,71
530112503	40	1 1/2	48,3	500	22	2,9	1660	8	13,62
530200503	50	2"	60,3		24	3,2	2384	6	18,51
530212503	65	2 1/2	76,1		25	3,6	3320	4	24,02
530300503	80	3"	88,9		30	3,6	3902	4	32,35
530400503	100	4"	114,3		35	4,2	6172	3	54,87
530102603	15	1/2"	21,2	600	14	2,3	680	10	7,67
530304603	20	3/4"	26,9		16	2,3	860	10	8,86
530100603	25	1"	33,7		18	2,9	1240	10	13,38





530/Z

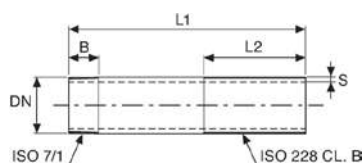
R 10 13

VITE DI ALLUNGAMENTO
BARILOTTO ZINCATO

- GALVANISED BARREL NIPPLE
- ROHRDOPPELNIPPEL VERZINKT
- MAMELON GALVANISÉ
- CARRETE DE PROLONGACION GALVANIZADO

TYPE: International Nr. 23
MATERIAL: P235TR1 - S235 (R.St.37.0)
NORM: UNI / DIN EN 10241 (ex DIN 2982)
THREAD: EN 10226-1 (ex ISO 7/1)
GALVANIZATION: EN 10240 A1

CODE	DN	DN inch	DN mm	L mm	B mm	S mm			€
530102703	15	1/2"	21,2	700	14	2,3	790	10	8,82
530304703	20	3/4"	26,9		16	2,3	1020	10	10,17
530100703	25	1"	33,7		18	2,9	1550	10	17,30
530102803	15	1/2"	21,2	800	14	2,3	900	10	9,91
530304803	20	3/4"	26,9		16	2,3	1180	10	11,59
530100803	25	1"	33,7		16	2,9	1865	10	19,40
5301021003	15	1/2"	21,2	1000	14	2,3	1110	10	12,21
5303041003	20	3/4"	26,9		16	2,3	1480	10	15,22
5301001003	25	1"	33,7		18	2,9	2325	5	21,82
5301021503	15	1/2"	21,2	1500	14	2,3	1646	10	20,01
5303041503	20	3/4"	26,9		16	2,3	2200	10	22,82
5301001503	25	1"	33,7		18	2,9	3200	5	33,32
5301022003	15	1/2"	21,2	2000	14	2,3	2257	10	26,57
5303042003	20	3/4"	26,9		16	2,3	2800	10	30,65
5301002003	25	1"	33,7		18	2,9	4528	5	44,64





532

R 10 13

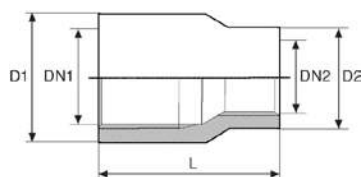
VITE DI ALLUNGAMENTO CONICA-
CILINDRICA, ZINCATO, SCORREVOLE

- SLIDING BARREL NIPPLE
- LANGEGEWINDE VERZINKT
- MAMELON GALVANISÉ AVEC FILETAGE CONIQUE ET CYLINDRIQUE
- CARRETE DE PROLONGACION CONICO CILINDRICO GALVANIZADO

TYPE: International Nr. 4/b
MATERIAL: P235TR1 - S235 (R.St.37.0)
NORM: DIN 2981
THREAD: vedi disegno/see drawing
GALVANIZATION: EN 10240 A1

CODE	DN	DN inch	DN mm	S mm	L1 mm	L2 min mm	B mm			€
532308100	10	3/8"	17,2	2	100	40	11	61	30	3,00
532102100	15	1/2"	21,2	2,3	100	50	14	85	30	3,16
532304120	20	3/4"	26,9	2,3	120	55	16	136	15	4,16
532100140	25	1"	33,7	2,9	140	60	18	230	10	4,38
532114150	32	1 1/4"	42,4	2,9	150	70	20	320	8	8,25
532112150	40	1 1/2"	48,3	2,9	150	70	22	407	8	10,02
532200170	50	2"	60,3	3,2	170	81	24	680	6	12,95

R 10 14



240

MANICOTTO RIDOTTO FF ZINCATO

- GALVANIZED REDUCTION SOCKET
- REDUZIERMUFFE VERZINKT
- MANCHON REDUIT GALVANISÉ
- MANGUITO REDUCCIÓN GALVANIZADO

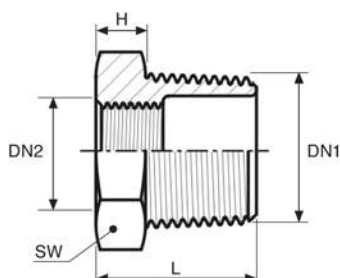
TYPE: International Nr. 17
NORM: UNI / DIN EN 10241 (ex DIN 2982)
THREAD: EN 10226-1 (ex ISO 7/1)

CODE	DN1	DN2	DN1 inch	DN2 inch	D1 mm	D2 mm	L mm				€
240104108	8	6	1/4"	1/8"	18,5	15	24	35	10**	200	1,57
240308104	10	8	3/8"	1/4"	20	18	24	21	10	200**	1,03
240102104	15	8	1/2"	1/4"	24	18	24	37	10**	200	1,32
240308102	15	10	1/2"	3/8"	24 *	21	24	27	10	200**	1,32
240304308	20	10	3/4"	3/8"	30	22	25	43	10**	100	1,93
240102304	20	15	3/4"	1/2"	30	26	25	44	10	100**	1,71
240100102	25	15	1"	1/2"	38	26	25	72	10**	100	3,14
240304100	25	20	1"	3/4"	38	32,5	25	74	10**	100	2,90
240114100	32	25	1 1/4"	1"	46*	42	32	102	10**	50	13,41

(*) profilo esagonale

(**) unità minima di vendita/minimum selling quantity

R 10 14



241

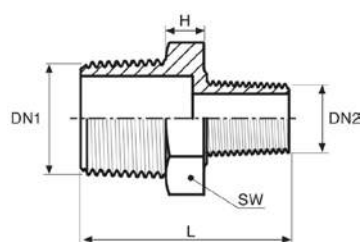
RIDUZIONE MF ZINCATO

- GALVANIZED REDUCING BUSH M/F
- 6-KANT REDUZIERSTÜCK VERZINKT
- REDUCTION MF GALVANISÉ
- TUERCA REDUCCIÓN GALVANIZADO

TYPE: International Nr. 33
NORM: UNI / DIN EN 10241 (ex DIN 2982)
THREAD: EN 10226-1 (ex ISO 7/1)

CODE	DN1	DN2	DN1 x DN2 inch	L min mm	H mm	SW mm				€
241104184	8	6	1/4" x 1/8"	15	5,5	14	12	10	100**	0,86
241308184	10	6	3/8" x 1/8"	17	5	19	20	10**	100	0,77
241308144	10	8	3/8" x 1/4"	17	5	19	16	10	200**	0,61
241102184	15	6	1/2" x 1/8"	22,5	6	22	32	10**	100	1,08
241102144	15	8	1/2" x 1/4"	22,5	6	22	28	10	200**	0,72
241102384	15	10	1/2" x 3/8"	21	6	22	21	10	200**	0,64
241304184	20	6	3/4" x 1/8"	17	6	27	62	10**	100	1,51
241304144	20	8	3/4" x 1/4"	24,5	6	30	55	10**	100	1,16
241304384	20	10	3/4" x 3/8"	24,5	6	30	44	10	100**	0,98
241304124	20	15	3/4" x 1/2"	24	6	30	46	10	100**	0,94
241100384	25	10	1" x 3/8"	20	6,5	34	77	10**	100	2,46
241100124	25	15	1" x 1/2"	20	6,5	34	71	10	100**	2,08
241100344	25	20	1" x 3/4"	20	6,5	34	70	5	100**	1,95
241114104	32	25	1 1/4" x 1"	23	7,5	42	88	5	25**	4,77
241112144	40	32	1 1/2" x 1 1/4"	23	7,5	48	86	5	25**	6,95
241200104	50	25	2" x 1"	26	8	60	318	5**	25	10,19
241200144	50	32	2" x 1 1/4"	26	8	60	260	5**	25	11,28
241200124	50	40	2" x 1 1/2"	26	8	60	198	5**	25	11,24

(**) unità minima di vendita/minimum selling quantity



245

R1014

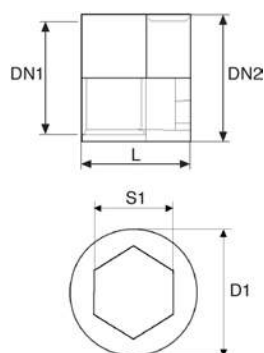
VITE DOPPIA RIDOTTA ZINCATA

- GALVANIZED HEXAGON NIPPLE REDUCED
- 6-KANT DOPPELNIPPEL REDUZIERT VERZINKT
- MAMELON REDUIT GALVANISÉ
- MACHÓN REDUCIDO GALVANIZADO

TYPE: International Nr. 34
NORM: UNI / DIN EN 10241 [ex DIN 2982]
THREAD: EN 10226-1 [ex ISO 7/1]

CODE	DN1	DN2	DN1 x DN2 inch	L min mm	Tol L mm	H mm	SW mm				€
245104184	8	6	1/4" x 1/8"	25	± 0,5	4,5	14	13	10**	100	1,10
245308184	10	6	3/8" x 1/8"	26	± 0,5	5	17	18	10**	100	1,28
245308144	10	8	3/8" x 1/4"	28	± 0,5	6	19	18	10	200**	0,76
245102184	15	6	1/2" x 1/8"	27	± 0,5	5	21	43	10**	100	1,56
245102144	15	8	1/2" x 1/4"	34	± 0,5	6,5	22	35	10	200**	1,16
245102384	15	10	1/2" x 3/8"	34	± 0,5	6,5	22	35	10	100**	0,89
245304144	20	8	3/4" x 1/4"	28	± 1	5,5	27	70	10**	100	1,93
245304384	20	10	3/4" x 3/8"	28	± 1	5,5	27	50	10**	100	1,74
245304124	20	15	3/4" x 1/2"	29	± 1	5,5	27	50	10	100**	1,60
245100124	25	15	1" x 1/2"	31	± 1	6	34	80	10**	100	3,06
245100344	25	20	1" x 3/4"	32	± 1	6	34	80	10	50**	2,95
245114104	32	25	1 1/4" x 1"	35	± 1	7,5	42	120	5	25**	6,51
245112144	40	32	1 1/2" x 1 1/4"	38	± 1	7,5	50	200	5**	25	8,99
245200104	50	25	2" x 1"	41	± 1	8	60	300	5**	25	13,60
245200144	50	32	2" x 1 1/4"	41	± 1	8	60	220	5**	25	13,31
245200124	50	40	2" x 1 1/2"	41	± 1	8	60	250	5**	25	13,31

[**] unità minima di vendita/minimum selling quantity



246/A

R1014

MANICOTTO RIDOTTO FM (PROLUNGA RIDOTTA) MM 15 ZINCATA

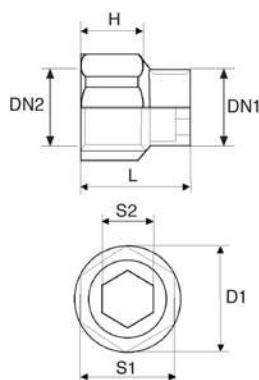
- GALVANIZED F/M REDUCING SOCKET
- REDUZIERMUFFE I/A VERZINKT
- MANCHON REDUIT FM DE PROLONGEMENT GALVANISÉ
- MANGUITO UNION REDUCIDO HM GALVANIZADO

THREAD: ISO 228/1 [ex DIN 259]

CODE	DN1	DN2	DN1 inch	DN2 inch	D1 mm	L mm	S1 mm				€
246381201	10	15	3/8"	1/2"	20	24	11	23	10**	100	1,24
246123401	15	20	1/2"	3/4"	25	24	14	39	10**	100	1,80
246341100	20	10	3/4"	1"	32	24	19	54	10**	100	2,90

[**] unità minima di vendita/minimum selling quantity

R1014






246

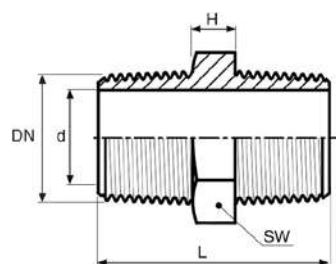
MANICOTTO RIDOTTO MF (PROLUNGA RIDOTTA) MM 15 ZINCATO

- GALVANIZED M/F REDUCING SOCKET
- REDUZIERMUFFE A/I VERZINKT
- MANCHON REDUIT MF DE PROLONGEMENT GALVANISÉ
- MANGUITO UNION REDUCIDO MH GALVANIZADO

THREAD: ISO 228/1 (ex DIN 259)

CODE	DN1	DN2	DN1 inch	DN2 inch	D1 mm	S1 mm	S2 mm	H mm	L mm				€
246104108	8	6	1/4"	1/8"	18	-	-	14	24	19	10**	100	1,21
246104308	8	10	1/4"	3/8"	20	-	-	14	25	20	10	100**	0,95
246308102	10	15	3/8"	1/2"	25	24	9	15	25	30	10	200**	0,81
246308304	10	20	3/8"	3/4"	30	-	9	14	24	36	10**	200	1,77
246102304	15	20	1/2"	3/4"	30	-	12	15	26	39	10	100**	1,35
246102100	15	25	1/2"	1"	38	-	12	15	25	60	10**	100	3,23
246304100	20	25	3/4"	1"	38	-	14	15	26	68	10	100**	2,35
246100114	25	32	1"	1 1/4"	53	46	-	18	33	160	10**	50	7,56

(**) unità minima di vendita/minimum selling quantity






280

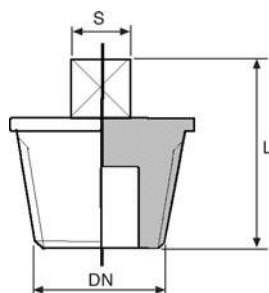
VITE DOPPIA ZINCATO

- GALVANIZED HEXAGON NIPPLE
- 6-KANT DOPPELNIPPEL VERZINKT
- MAMELON DOUBLE GALVANISÉ
- MACHÓN DOBLE GALVANIZADO

TYPE: International Nr. 34
NORM: UNI / DIN EN 10241 (ex DIN 2982)
THREAD: EN 10226-1 (ex ISO 7/1)

CODE	DN	DN inch	L mm	SW mm	H mm	d mm				€
280108004	6	1/8"	24	14	4,5	4,5÷6	15	10**	100	1,17
280104004	8	1/4"	24	14	4,5	6,5÷8	17	10	200**	0,70
280308004	10	3/8"	28	20	5	8,5÷12	25	10	200**	0,74
280102004	15	1/2"	33,5	22	5,5	11,5÷14	41	10	100**	0,88
280304004	20	3/4"	40	32	6	18÷21	70	10	50**	1,13
280100004	25	1"	33	34	6,5	24÷26	90	10	50**	2,46
280114004	32	1"1/4	37	42	7,5	30÷33	95	10**	50	5,54
280112004	40	1"1/2	39,5	50	7,5	37÷39	150	5**	25	8,38
280200004	50	2"	42	60	8	48÷51	190	5**	25	12,96

(**) unità minima di vendita/minimum selling quantity



290




TAPPO MASCHIO CON BORDO, TESTA QUADRA ZINCATO

- GALVANIZED BEADED PLUG
- 4-KANT STOPFEN MIT RAND VERZINKT
- BOUCHON MALE AVEC BOURRELET À TÊTE CARRÉ GALVANISÉ
- TAPÓN MACHO CON REBORDE GALVANIZADO

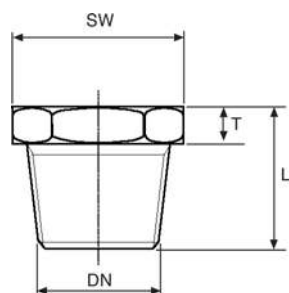
NORM: UNI / DIN EN 10241 (ex DIN 2982)

THREAD: EN 10226-1 (ex ISO 7/1)

R1014

CODE	DN	DN inch	S mm	L mm				€
290108001	6	1/8"	7	14	7	10	100**	0,59
290104001	8	1/4"	9	18	14	10	100**	0,59
290308001	10	3/8"	10	20	23	10	200**	0,63
290102001	15	1/2"	12	24	40	10	200**	0,65
290304001	20	3/4"	17	27	74	10	100**	0,99
290100001	25	1"	19	33	145	10	100**	1,60

(**) unità minima di vendita/minimum selling quantity



292




TAPPO MASCHIO TESTA ESAGONALE ZINCATO

- GALVANIZED HEXAGONAL PLUG
- 6-KANT STOPFEN VERZINKT
- BOUCHON MALE HEXAGONAL GALVANISÉ
- TAPÓN MACHO HEXAGONAL GALVANIZADO

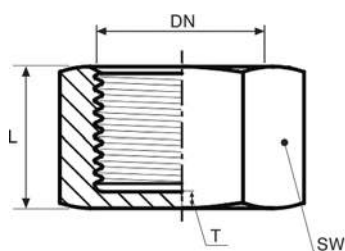
NORM: UNI / DIN EN 10241 (ex DIN 2982)

THREAD: EN 10226-1 (ex ISO 7/1)

R1014

CODE	DN	DN inch	T mm	SW mm	L mm				€
292104001	8	1/4"	4,5	14	15	10	10	200**	0,52
292308001	10	3/8"	5	19	17	23	10	200**	0,52
292102001	15	1/2"	6	22	20	30	10	200**	0,55
292304001	20	3/4"	6	30	24	74	10	100**	0,89
292100001	25	1"	8	36	26	146	10	100**	2,11
292114001	32	1 1/4"	7	42	22	140	5*	50	4,20
292112001	40	1 1/2"	8	50	25	215	5*	50	5,14
292200001	50	2"	8	60	25	280	5*	25	9,65

(**) unità minima di vendita/minimum selling quantity



300

R1014

CALOTTA ESAGONALE ZINCATI

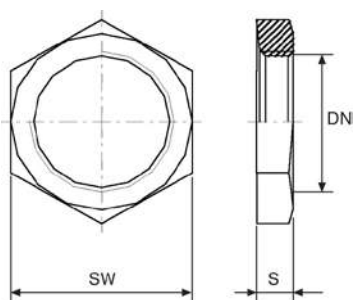
- GALVANIZED HEXAGONAL CAP
- 6-KANT KAPPE VERZINKT
- BOUCHON FEMELLE HEXAGONAL GALVANISÉ
- TAPÓN HEMBRA HEXAGONAL GALVANIZADO

TYPE: International Nr. 19
NORM: UNI / DIN EN 10241 (ex DIN 2982)
THREAD: EN 10226-1 (ex ISO 7/1)

CODE	DN	DN inch	T mm	SW mm	L mm				€
300108004	6	1/8"	3,5	14,5	13	10	10**	100	0,68
300104004	8	1/4"	3,5	17	15	20	10	200**	0,91
300308004	10	3/8"	3,5	21	17	30	10	200**	0,64
300102004	15	1/2"	4	25	19	45	10	200**	0,69
300304004	20	3/4"	4	32	22	80	10	100**	0,95
300100004	25	1"	4,5	38	23	120	10**	100	3,52
300114004	32	1 1/4"	5	46	19	150	5**	50	5,16
300112004	40	1 1/2"	5,5	60	22	240	5**	50	10,07

(**) unità minima di vendita/minimum selling quantity

R1014



310

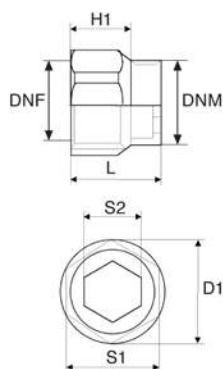
GHIERA ESAGONALE ZINCATI

- GALVANIZED BACKNUT
- 6-KANT GEGENMUTTER VERZINKT
- CONTRE ECROU GALVANISÉ
- TUERCA HEXAGONAL GALVANIZADO

TYPE: International Nr. 21
NORM: UNI / DIN EN 10241 (ex DIN 2982)
THREAD: ISO 228/1 (ex DIN 259)

CODE	DN	DN inch	S mm	SW mm				€
310108001	6	1/8"	6,5	17	8	10**	100	1,02
310104001	8	1/4"	6,5	19	13	10**	200	0,74
310308001	10	3/8"	7	24	23	10	200**	1,00
310102001	15	1/2"	8	30	30	10	200**	1,58
310304001	20	3/4"	9	36	46	10	150**	2,17
310100001	25	1"	9,5	41	127	10**	150	3,35

(**) unità minima di vendita/minimum selling quantity






529

R1014

MANICOTTO MF (PROLUNGA) ZINCATO

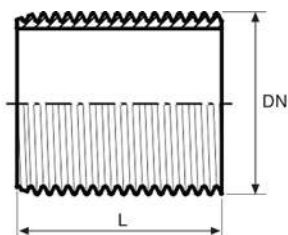
- GALVANIZED HEXAGONAL NEGATIVE BUSHUNG MF
- MUFFENNIPPEL VERZINKT
- MANCHON DE PROLONGEMENT GALVANISÉ
- MANGUITO MH GALVANIZADO

THREAD: ISO 228/1 [ex DIN 259]

CODE	DN	DN inch	H1 mm	L mm	D1 mm	S1 mm	S2 mm				€
529308100	10	3/8"	10	18	21	20	9	19	10	200**	0,54
529308150			15	23	21	20	9	21	10	200**	0,58
529308200			20	28	21	20	9	28	10	200**	0,68
529308250			25	33	21	20	9	33	10**	200	0,94
529308300			30	38	21	20	9	38	10**	200	1,01
529308350			35	44	20	-	9	41	10**	100	2,39
529308400			40	49	20	-	9	50	10**	100	1,98
529308500			50	59	20	-	9	64	10**	50	2,26
529102100	15	1/2"	10	22,5	25	24	12	28	10	200**	0,48
529102150			15	25,5	25	24	12	30	10	200**	0,51
529102200			20	30,5	25	24	12	38	10	150**	0,61
529102250			25	35,5	25	24	12	45	10	100**	0,86
529102300			30	40,5	25	24	12	53	10	100**	0,96
529102350			35	47	25	24	12	63	10**	100	1,91
529102400			40	49	25	-	12	62	10	100**	1,93
529102500			50	60	25	24	12	69	10	100**	2,20
529304100	20	3/4"	10	22,5	32	30	16	38	10	100**	1,06
529304150			15	25,5	32	30	16	44	10	100**	1,18
529304200			20	30,5	32	30	16	56	10	100**	1,30
529304250			25	34	30	-	14	62	10**	100	1,82
529304300			30	41	30	-	14	71	10	100**	1,99
529304350			35	45	31	30	14	83	10**	50	4,06
529304400			40	50	30	-	15	90	10**	50	3,31
529304500			50	60	30	-	15	109	10**	50	3,74
529100100	25	1"	10	23	38	-	19	64	10**	50	2,44
529100150			15	26	38	-	19	69	10**	50	2,81
529100200			20	30	38	-	19	85	5**	50	3,31
529100250			25	35	38	-	19	107	5**	50	3,94
529100300			30	39	38	-	19	128	5**	50	4,33
529100400			40	51	38	-	19	156	5**	25	5,43
529100500			50	62	40	38	19	224	5**	25	5,91




[**] unità minima di vendita/minimum selling quantity

R1014

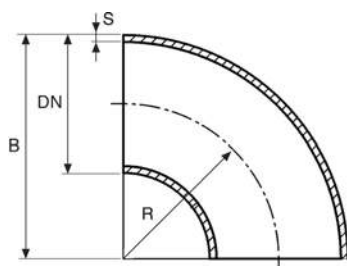
**531****NIPPO SEMPLICE ZINCATO**

- GALVANIZED PARALLEL NIPPLE
- GEWINDENIPPEL VERZINKT
- MAMELON SIMPLE GALVANISÉ
- MANGUITO INTERIOR GALVANIZADO

TYPE: International Nr. 22
THREAD: ISO 228/1 (ex DIN 259)

CODE	DN	DN inch	L mm				€
531104004	8	1/4"	18	10	10**	100	1,09
531308004	10	3/8"	22	20	10**	200	0,66
531102004	15	1/2"	25	30	10	200**	0,66
531304004	20	3/4"	30	60	10	100**	1,13
531100004	25	1"	35	105	10	100**	1,75
531114004	32	1"1/4	38	95	5**	50	3,73
531112004	40	1"1/2	38	145	5**	50	4,49
531200004	50	2"	45	200	5**	20	6,59

(**) unità minima di vendita/minimum selling quantity



700

CURVA DIMA 3D 90° DA TUBO SALDATO

- WELDED ELBOW 3D 90°
- ROHRBOGEN GESCHWEISST BA3 90°
- COURBE 3D 90° SOUDÉ
- CODO 3D 90°

MATERIAL: P235TR2 - S235 (R.St.37.0)

NORM: EN 10253-1 (DIN 2605)

CODE	DN	DN inch	DN mm	S mm	R mm	B mm	kg			€
700269000	20	3/4"	26,9	2,3	29	43	0,08	100	9600	2,11
700300000*	-	-	30	2,6	33,5	48	0,08	100	5600	2,58
700337000	25	1"	33,7	2,6	38	56	0,11	80	4480	1,69
700380000	-	-	38	2,6	45	64	0,13	100	3600	3,14
700424000	32	1 1/4"	42,4	2,6	48	70	0,18	100	3600	2,13
700445000	-	-	44,5	2,6	51	73	0,22	50	1800	3,59
700483000	40	1 1/2"	48,3	2,6	57	83	0,26	50	1800	2,57
700510000*	-	-	51	2,6	63,5	88	0,36	40	1440	5,61
700540000	-	-	54	2,6	68,5	95	0,41	40	1440	5,72
700570000	-	-	57	2,9	72	100	0,43	25	900	5,81
700603000	50	2"	60,3	2,9	76	106	0,48	25	900	4,18
700700000	-	-	70	2,9	92	127	0,69	10	720	7,18
700761000	65	2 1/2"	76,1	2,9	95	132	0,73	5	660	5,76
700889000	80	3"	88,9	3,2	114	159	1,16	5	350	8,17
700101000	-	3 1/2"	101,6	3,6	133	184	1,68	4	192	11,48
700108000	-	-	108	3,6	142,5	196	1,83	4	192	14,61
700114000	100	4"	114,3	3,6	152	210	2,37	4	192	14,18
700133000	-	-	133	4	181	247	3,59	1	90	23,39
700139000	125	5"	139,7	4	190	262	3,87	1	84	23,78
700159000	-	-	159	4,5	216	295	5,92	1	60	36,50
700168000	150	6"	168,3	4,5	229	313	6,32	1	60	38,49
700193000	175	-	193,7	5,6	270	367	11	1	24	70,82
700219000	200	8"	219,1	6,3	305	414	14	1	24	83,92
700244000	-	-	244,5	6,3	340	462	19	1	12	168,18
700273000	250	10"	273	6,3	381	518	23	1	9	179,63
700323000	300	12"	323,9	7,1	457	619	37,5	1	9	269,30

Tolleranze dimensionali / Dimensional tolerances

D = ± 1% D MIN ± 0,5 mm

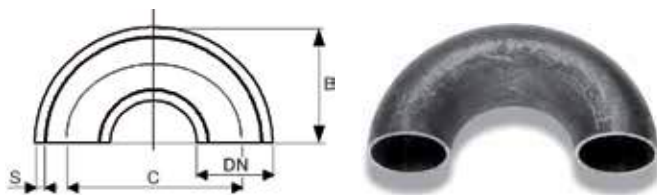
S = S ≤ 4 mm [-12,5% x S / +20% x S] S > 4 mm [-12,5% x S / +15% x S]

R = ± 2 mm ≤ DN 200 ± 3 mm DN 250 - 300

B = ± 7 mm

[*] Dimensioni non previste nella norma EN 10253-1 - Sizes not provided in EN 10253-1

R 20 21

**770****CURVA DIMA 3D 180° DA TUBO SALDATO**

- WELDED ELBOW 3D 180°
- ROHRBOGEN GESCHWEISST BA3 180°
- COURBE 3D 180° SOUDÉ
- CODO 3D 180°

MATERIAL: P235TR2 - S235 (R.St.37.0)
NORM: EN 10253-1 (DIN 2605)

CODE	DN	DN inch	DN mm	S mm	B mm	C mm	kg		€
774213000	15	1/2"	21,3	2	38	56	0,08	50	4,69
770269000	20	3/4"	26,9	2,3	43	57	0,14	40	4,90
770337000	25	1"	33,7	2,6	56	76	0,24	40	4,60
770424000	32	1 1/4"	42,4	2,6	70	95	0,35	20	5,48
770483000	40	1 1/2"	48,3	2,6	83	114	0,51	25	7,20
770510000*	-	-	51	2,6	88	127	0,71	5	12,38
770540000	-	-	54	2,6	95	137	0,82	5	12,39
770570000	-	-	57	2,9	100	144	0,87	5	12,28
770603000	50	2"	60,3	2,9	106	152	0,97	5	11,59
770700000	-	-	70	2,9	127	184	1,39	4	17,93
770761000	65	2 1/2"	76,1	2,9	132	191	1,58	4	15,87
770889000	80	3"	88,9	3,2	159	229	2,33	3	23,92
770101000	-	3 1/2"	101,6	3,6	184	267	3,74	3	32,61
770108000	-	-	108	3,6	196	285	3,85	3	41,14
770114000	100	4"	114,3	3,6	210	305	4,46	3	40,87

Tolleranze dimensionali / Dimensional tolerances

D = ± 1% D MIN ± 0,5 mm

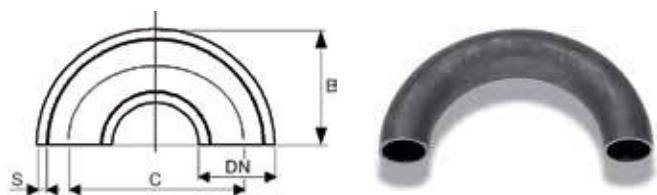
S = S ≤ 4 mm [-12,5% x S / +20% x S]

B = ± 7 mm

C = ± 7 mm

(*) Dimensione non prevista nella norma EN 10253-1 - Size not provided in EN 10253-1

R 20 21

**775****CURVA DIMA 5D 180° DA TUBO SALDATO**

- WELDED ELBOW 5D 180°
- ROHRBOGEN GESCHWEISST BA5 180°
- COURBE 5D 180° SOUDÉ
- CODO 5D 180°

MATERIAL: P235TR2 - S235 (R.St.37.0)
NORM: EN 10253-1 (DIN 2605)

CODE	DN	DN inch	DN mm	S mm	B mm	C mm	kg		€
775269000	20	3/4"	26,9	2,3	71	115	0,25	20	14,17
775337000	25	1"	33,7	2,6	89	145	0,4	15	15,41
775424000	32	1 1/4"	42,4	2,6	114	185	0,73	15	16,17
775483000	40	1 1/2"	48,3	2,6	132	215	0,99	5	19,22
775603000	50	2"	60,3	2,9	165	270	1,76	4	26,90

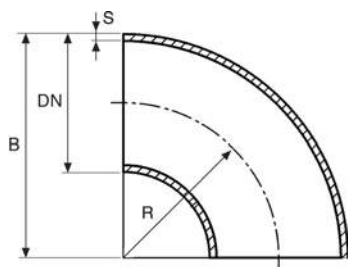
Tolleranze dimensionali / Dimensional tolerances

D = ± 1% D MIN ± 0,5 mm

S = S ≤ 4 mm [-12,5% x S / +20% x S]

B = ± 7 mm

C = ± 7 mm



704

CURVA DIMA 3D 90° DA TUBO SENZA SALDATURA

- SEAMLESS ELBOW 3D 90°
- NAHTLOSE ROHRBÜGEN BA3 90°
- COURBE 3D 90° DE TUBE SANS SOUDURE
- CODO PARA SOLDAR 3D 90° (DE TUBO SIN SOLDATURA)

MATERIAL: P235TR2 - S235 (R.St.37.0)

NORM: EN 10253-1 (DIN 2605)

CODE	DN	DN inch	DN mm	S mm	R mm	B mm				€
704172000*	10	3/8"	17,2	2	19	28	0,04	100	-	5,00
704213000	15	1/2"	21,3	2	29	38	0,04	100	9600	2,53
704269000	20	3/4"	26,9	2,3	29	43	0,06	100	9600	2,53
704337000	25	1"	33,7	2,6	38	56	0,11	80	4480	2,37
704424000	32	1 1/4"	42,4	2,6	48	70	0,19	100	3600	2,78
704483000	40	1 1/2"	48,3	2,6	57	83	0,26	50	1800	3,53
704570000	-	-	57	2,9	72	100	0,44	25	900	6,26
704603000	50	2"	60,3	2,9	76	106	0,49	25	900	5,38
704700000	-	-	70	2,9	92	127	0,7	10	720	7,69
704761000	65	2 1/2"	76,1	2,9	95	132	0,78	5	660	7,71
704889000	80	3"	88,9	3,2	114	159	1,22	5	350	11,94
704101000	-	3 1/2"	101,6	3,6	133	184	1,82	4	192	19,89
704108000	-	-	108	3,6	142,5	196	2,07	4	192	20,36
704114000	100	4"	114,3	3,6	152	210	2,35	4	192	20,88
704133000	-	-	133	4	181	247	3,62	1	90	36,93
704139000	125	5"	139,7	4	190	262	4	1	84	40,34
704159000	-	-	159	4,5	216	295	5,82	1	60	53,49
704168000	150	6"	168,3	4,5	229	313	6,52	1	60	58,21
704193000	175	-	193,7	5,6	270	367	11,02	1	24	107,33
704219000	200	8"	219,1	6,3	305	414	15,96	1	24	154,10
704244000	-	-	244,5	6,3	340	462	19,77	1	12	325,55
704273000	250	10"	273	6,3	381	518	24,8	1	9	276,12
704323000	300	12"	323,9	7,1	457	619	39,82	1	9	446,53
704355000	350	14"	355,6	8	533	711	57,47	1	-	on demand
704406000	400	16"	406	8,8	610	813	82,6	1	-	on demand
704508000*	500	20"	508	11	762	1016	161	1	-	on demand
704609000*	600	24"	609	12,5	914	1219	271,38	1	-	on demand

Tolleranze dimensionali / Dimensional tolerances

D = ± 1% D MIN ± 0,5 mm

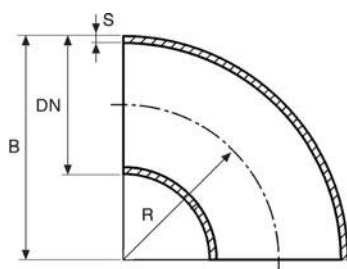
S = S ≤ 4 mm [-12,5% x S / +20% x S] S > 4 mm [-12,5% x S / +15% x S]

R = ± 2 mm ≤ DN 200 ± 3 mm > DN 200 ≤ DN 400 ± 14,5 mm DN 500 - 600

B = ± 7 mm ≤ DN 400 ± 6 mm DN 500 - 600

(*) Dimensioni non previste nella norma EN 10253-1 - Sizes not provided in EN 10253-1

R 20 25



740

CURVA DIMA 5D 90° DA TUBO SENZA SALDATURA

- SEAMLESS ELBOW 5D 90°
- NAHTLOSE ROHRBÖGEN BA5 90°
- COURBE 5D 90° DE TUBE SANS SOUDURE
- CODO PARA SOLDAR 5D 90° (DE TUBO SIN SOLDATURA)

MATERIAL: P235TR2 - S235 (R.St.37.0)

NORM: EN 10253-1 (DIN 2605)

CODE	DN	DN inch	DN mm	S mm	R mm	B mm	kg		€
740213000	15	1/2"	21,3	2	42,5	53	0,08	50	4,29
740269000	20	3/4"	26,9	2,3	57,5	71	0,13	40	4,29
740337000	25	1"	33,7	2,6	72,5	89	0,2	30	4,69
740424000	32	1 1/4"	42,4	2,6	92,5	114	0,37	20	5,29
740483000	40	1 1/2"	48,3	2,6	107,5	132	0,5	25	6,56
740603000	50	2"	60,3	2,9	135	165	0,89	15	9,70
740761000	65	2 1/2"	76,1	2,9	175	213	1,44	5	13,28
740889000	80	3"	88,9	3,2	205	250	2,22	5	19,36
740101000	-	3 1/2"	101,6	3,6	235	286	3,21	4	39,75
740108000	-	-	108	3,6	253	307	3,68	4	39,68
740114000	100	4"	114,3	3,6	270	327	4,17	1	35,49
740133000	-	-	133	4	311,5	378	6,23	1	132,31
740139000	125	5"	139,7	4	330	400	6,94	1	139,66
740159000	-	-	159	4,5	375	454	10,1	1	179,56
740168000	150	6"	168,3	4,5	390	474	11,14	1	180,43
740219000	200	8"	219,1	6,3	510	620	26,75	1	415,20
740273000	250	10"	273	6,3	650	787	42,8	1	835,19
740323000	300	12"	323,9	7,1	775	937	70	1	1336,08

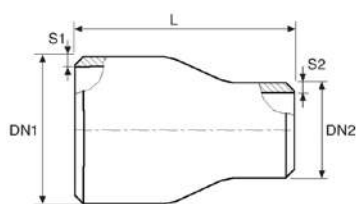
Tolleranze dimensionali / Dimensional tolerances

D = ± 1% D MIN ± 0,5 mm

S = S ≤ 4 mm [-12,5% x S / +20% x S] S > 4 mm [-12,5% x S / +15% x S]

R = ± 2 mm ≤ DN 200 ± 3 mm DN 250 - 300

B = ± 7 mm



276

RIDUZIONE CONCENTRICA DA TUBO
SENZA SALDATURA

- SEAMLESS CONCENTRIC REDUCTION
- NAHTLOSE REDUZIERSTÜCK KONZENTRISCH
- RÉDUCTION CONCENTRIQUE SANS SOUDURE
- REDUCCIÓN CONCÉNTRICA SIN SOLDADURA

MATERIAL: P235GH (R.St.35.8/I)

NORM: EN 10253-1 (DIN 2616 serie 3)

CODE	DN1	DN2	DN1 mm	DN2 mm	S1 mm	S2 mm	L mm	kg		€
276337269	25	20	33,7	26,9	2,6	2,3	50	0,10	20	4,68
276424269	32	20	42,4	26,9	2,6	2,3	50	0,14	20	5,07
276424337	32	25	42,4	33,7	2,6	2,6	50	0,13	20	4,62
276483269	40	20	48,3	26,9	2,6	2,3	64	0,20	20	6,83
276483337	40	25	48,3	33,7	2,6	2,6	64	0,17	20	5,60
276483424	40	32	48,3	42,4	2,6	2,6	64	0,17	20	4,79
276603337	50	25	60,3	33,7	2,9	2,6	76	0,30	20	7,07
276603424	50	32	60,3	42,4	2,9	2,6	76	0,29	20	6,13
276603483	50	40	60,3	48,3	2,9	2,6	76	0,30	20	5,37
276700424	-	32	70	42,4	2,9	2,6	90	0,36	10	10,12
276700483	-	40	70	48,3	2,9	2,6	90	0,35	10	8,78
276700603	-	50	70	60,3	2,9	2,9	90	0,41	10	7,70
276761424	65	32	76,1	42,4	2,9	2,6	90	0,43	10	8,32
276761483	65	40	76,1	48,3	2,9	2,6	90	0,44	10	7,34
276761603	65	50	76,1	60,3	2,9	2,9	90	0,48	10	6,70
276889424	80	32	88,9	42,4	3,2	2,6	90	0,51	6	17,39
276889483	80	40	88,9	48,3	3,2	2,6	90	0,56	6	12,26
276889603	80	50	88,9	60,3	3,2	2,9	90	0,58	6	9,65
276889700	80	-	88,9	70	3,2	2,9	90	0,57	6	9,36
276889761	80	65	88,9	76,1	3,2	2,9	90	0,67	6	7,98
276101603	-	50	101,6	60,3	3,6	2,9	100	0,79	6	21,75
276101700	-	-	101,6	70	3,6	2,9	100	0,64	6	24,98
276101761	-	65	101,6	76,1	3,6	2,9	100	0,66	6	14,76
276101889	-	80	101,6	88,9	3,6	3,2	100	0,83	6	13,39
276108603	-	50	108	60,3	3,6	2,9	100	0,89	6	21,11
276108700	-	-	108	70	3,6	2,9	100	0,95	6	28,09
276108761	-	65	108	76,1	3,6	2,9	100	0,75	6	16,05
276108889	-	80	108	88,9	3,6	3,2	100	0,89	6	13,42
276114603	100	50	114,3	60,3	3,6	2,9	100	0,96	6	21,65
276114761	100	65	114,3	76,1	3,6	2,9	100	0,92	6	16,79
276114889	100	80	114,3	88,9	3,6	3,2	100	0,96	6	14,63
276114101	100	-	114,3	101,6	3,6	3,6	100	0,93	6	14,01
276133700	-	-	133	70	4	2,9	127	1,84	1	57,73
276133761	-	65	133	76,1	4	2,9	127	1,57	1	37,72
276133889	-	80	133	88,9	4	3,2	127	1,48	1	27,62
276133101	-	-	133	101,6	4	3,6	127	1,2	1	32,52
276133114	-	100	133	114,3	4	3,6	127	1,57	1	24,60
276133108	-	-	133	108	4	3,6	127	1,59	1	24,72
276139761	125	65	139,7	76,1	4	2,9	127	1,58	1	38,69
276139889	125	80	139,7	88,9	4	3,2	127	1,62	1	32,91

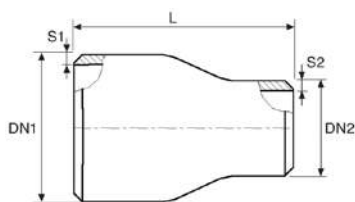
Tolleranze dimensionali / Dimensional tolerances

D = ± 1% D MIN ± 0,5 mm

S1 - S2 = S ≤ 4 mm [-12,5% x S / +20% x S] S > 4 mm [-12,5% x S / +15% x S]

L = ± 2 mm ≤ DN 100 ± 3 mm, > DN 100 ≤ DN 200 ± 3 mm, > DN 200 ± 5 mm

R 20 22



276

**RIDUZIONE CONCENTRICA DA TUBO
SENZA SALDATURA**

- SEAMLESS CONCENTRIC REDUCTION
- NAHTLOSE REDUZIERSTÜCK KONZENTRISCH
- RÉDUCTION CONCENTRIQUE SANS SOUDURE
- REDUCCIÓN CONCÉNTRICA SIN SOLDATURA

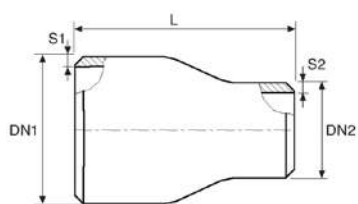
MATERIAL: P235GH (R.St.35.8/I)

NORM: EN 10253-1 (DIN 2616 serie 3)

CODE	DN1	DN2	DN1 mm	DN2 mm	S1 mm	S2 mm	L mm	kg		€
276139101	125	-	139,7	101,6	4	3,6	127	1,38	1	31,97
276139108	125	-	139,7	108	4	3,6	127	1,24	1	27,68
276139114	125	100	139,7	114,3	4	3,6	127	1,73	1	24,79
276139133	125	-	139,7	133	4	4	127	1,8	1	23,49
276159889	-	80	159	88,9	4,5	3,2	140	2,3	1	55,25
276159101	-	-	159	101,6	4,5	3,6	140	2,28	1	45,46
276159108	-	-	159	108	4,5	3,6	140	2,22	1	39,12
276159114	-	100	159	114,3	4,5	3,6	140	2,21	1	35,26
276159133	-	-	159	133	4,5	4	140	2,36	1	29,70
276159139	-	125	159	139,7	4,5	4	140	2,26	1	29,73
276168889	150	80	168,3	88,9	4,5	3,2	140	2,33	1	55,83
276168101	150	-	168,3	101,6	4,5	3,6	140	2,41	1	49,74
276168108	150	-	168,3	108	4,5	3,6	140	2,47	1	45,75
276168114	150	100	168,3	114,3	4,5	3,6	140	2,37	1	36,58
276168133	150	-	168,3	133	4,5	4	140	2,46	1	31,46
276168139	150	125	168,3	139,7	4,5	4	140	2,4	1	31,65
276168159	150	-	168,3	159	4,5	4,5	140	2,52	1	31,89
276193114	-	100	193,7	114,3	5,6	3,6	152	4,45	1	78,41
276193133	-	-	193,7	133	5,6	4	152	3,67	1	73,04
276193139	-	125	193,7	139,7	5,6	4	152	3,09	1	60,71
276193159	-	-	193,7	159	5,6	4,5	152	3,93	1	49,76
276193168	-	150	193,7	168,3	5,6	4,5	152	3,78	1	47,89
276219114	200	100	219,1	114,3	6,3	3,6	152	4,88	1	88,61
276219133	200	-	219,1	133	6,3	4	152	4,67	1	68,45
276219139	200	125	219,1	139,7	6,3	4	152	4,74	1	58,28
276219159	200	-	219,1	159	6,3	4,5	152	4,84	1	56,16
276219168	200	150	219,1	168,3	6,3	4,5	152	4,76	1	56,71
276219193	200	-	219,1	193,7	6,3	5,6	152	2,17	1	52,14
276244159	-	-	244,5	159	6,3	4,5	178	6,25	1	112,52
276244168	-	150	244,5	168,3	6,3	4,5	178	5,47	1	99,69
276244219	-	200	244,5	219,1	6,3	6,3	178	3,04	1	73,48
276273159	250	-	273	159	6,3	4	178	8,13	1	135,94
276273168	250	150	273	168,3	6,3	4,5	178	8,15	1	109,65
276273193	250	-	273	193,7	6,3	5,6	178	6,41	1	108,13
276273219	250	200	273	219,1	6,3	6,3	178	4,8	1	93,28
276273244	250	-	273	244,5	6,3	6,3	178	3,99	1	81,47
276323219	300	200	323,9	219,1	7,1	6,3	203	14,27	1	196,11
276323244	300	-	323,9	244,5	7,1	6,3	203	11,12	1	181,90
276323273	300	250	323,9	273	7,1	6,3	203	14,92	1	175,99
276355219	350	200	355,6	219,1	8	6,3	330	22	1	on demand

Tolleranze dimensionali / Dimensional tolerances

 $D = \pm 1\% D \text{ MIN } \pm 0,5 \text{ mm}$
 $S1 - S2 = S \leq 4 \text{ mm } [-12,5\% \times S / +20\% \times S] S > 4 \text{ mm } [-12,5\% \times S / +15\% \times S]$
 $L = \pm 2 \text{ mm } \leq DN 100 \pm 3 \text{ mm}, > DN 100 \leq DN 200 \pm 3 \text{ mm}, > DN 200 \pm 5 \text{ mm}$



276

RIDUZIONE CONCENTRICA DA TUBO
SENZA SALDATURA

- SEAMLESS CONCENTRIC REDUCTION
- NAHTLOSE REDUZIERSTÜCK KONZENTRISCH
- RÉDUCTION CONCENTRIQUE SANS SOUDURE
- REDUCCIÓN CONCÉNTRICA SIN SOLDATURA

MATERIAL: P235GH (R.St.35.8/I)

NORM: EN 10253-1 (DIN 2616 serie 3)

CODE	DN1	DN2	DN1 mm	DN2 mm	S1 mm	S2 mm	L mm	kg		€
276355273	350	250	355,6	273	8	6,3	330	22	1	on demand
276355323	350	300	355,6	323,9	8	7,1	330	22	1	on demand
276406219	400	200	406,4	219,1	8,8	6,3	355	30	1	on demand
276406273	400	250	406,4	273	8,8	6,3	355	30	1	on demand
276406323	400	300	406,4	323,9	8,8	7,1	355	30	1	on demand
276406355	400	350	406,4	355,6	8,8	8	355	30	1	on demand
276508273	500	250	508	273	11	6,3	508	68	1	on demand
276508323	500	300	508	323,9	11	7,1	508	68	1	on demand
276508355	500	350	508	355,6	11	8	508	68	1	on demand
276508406	500	400	508	406,4	11	8,8	508	68	1	on demand
276609323	600	300	609,6	323,9	12,5	7,1	508	93	1	on demand
276609355	600	350	609,6	355,6	12,5	8	508	93	1	on demand
276609406	600	400	609,6	406,4	12,5	8,8	508	93	1	on demand
276609508	600	500	609,6	508	12,5	11	508	93	1	on demand


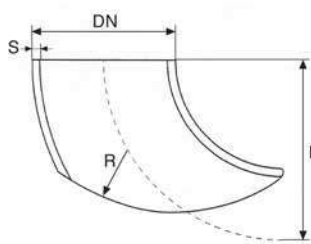
Tolleranze dimensionali / Dimensional tolerances

D = ± 1% D MIN ± 0,5 mm

S1 - S2 = S ≤ 4 mm [-12,5% x S / +20% x S] S > 4 mm [-12,5% x S / +15% x S]

L = ± 2 mm ≤ DN 100 ± 3 mm, > DN 100 ≤ DN 200 ± 3 mm, > DN 200 ± 5 mm

R 20 23



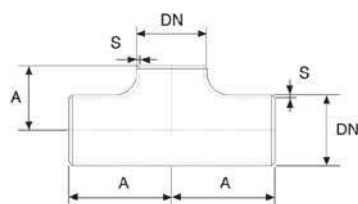
705

CURVA A SELLA 90° DIMA 3D DA TUBO
SENZA SALDATURA

- SEAMLESS ELBOW WITH SADDLE 3D 90°
- NAHTLOSE EINSCHWEISSBOGEN 3D 90°
- PIQUAGE COUDÉ 3D 90° SANS SOUDURE
- CURVA PARA SOLDAR ENSILLADA 3D 90° DE TUBO SIN SOLDATURA

MATERIAL: P235TR1 - S235 (R.St.37.0)

CODE	DN	DN inch	DN mm	S mm	I mm	R mm	kg		€
705424000	32	1"1/4	42,4	2,6	47,5	48	0,14	1	22,24
705483000	40	1"1/2	48,3	2,6	57	57	0,19	1	23,45
705603000	50	2"	60,3	2,9	76	76	0,37	1	28,24
705700000	-	-	70	2,9	92	92	0,52	1	39,20
705761000	65	2"1/2	76,1	2,9	95	95	0,59	1	40,55
705889000	80	3"	88,9	3,2	114,5	114	0,91	1	47,67
705101000	-	3"1/2	101,6	3,6	133,5	133	1,38	1	80,85
705108000	-	-	108	3,6	142,5	142	1,56	1	82,69
705114000	100	4"	114,3	3,6	152,5	152	1,77	1	99,33
705133000	-	-	133	4	181	181	2,73	1	145,49
705139000	125	5"	139,7	4	190,5	190	3,03	1	162,16
705159000	-	-	159	4,5	216	216	4,35	1	174,61
705168000	150	6"	168,3	4,5	228,5	228	4,87	1	245,44
705193000	-	-	193,7	5,4	270	270	7,5	1	448,18
705219000	200	8"	219,1	6,3	305	305	11,2	1	618,93
705273000	250	10"	273	6,3	381	381	19	1	1259,27
705323000	300	12"	323,9	7,1	457	457	30	1	1600,75



200 ISO

R 20 23

TEE NORMALE SA TUBO SS

- SEAMLESS TEE
- NAHTLOSE T-STÜCK
- TEE SANS SOUDURE
- TE IGUAL SIN SOLDADURA

MATERIAL: P235GH (R.St.35.8/I)

NORM: EN 10253-2 (DIN 2615-1 serie 3)

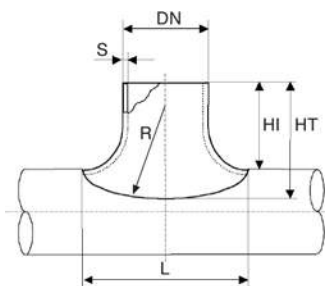
CODE	DN	DN inch	DN mm	S mm	A mm	kg		€
200213001	15	1/2"	21,3	2	25	0,1	1	10,10
200269001	20	3/4"	26,9	2,3	29	0,16	1	11,22
200337001	25	1"	33,7	2,6	38	0,3	1	12,57
200424001	32	1 1/4"	42,4	2,6	48	0,5	1	14,52
200483001	40	1 1/2"	48,3	2,6	57	0,7	1	16,79
200603001	50	2"	60,3	2,9	64	1,1	1	21,04
200761001	65	2 1/2"	76,1	2,9	76	1,7	1	30,59
200889001	80	3"	88,9	3,2	86	2	1	43,53
200114001	100	4"	114,3	3,6	105	3,5	1	61,23
200139001	125	5"	139,7	4	124	5,5	1	89,24
200168001	150	6"	168,3	4,5	143	8	1	122,42
200219001	200	8"	219,1	6,3	178	17	1	331,62
200273001	250	10"	273	6,3	216	21,4	1	690,10
200323001	300	12"	323,9	7,1	254	47	1	941,00
200355001	350	14"	355,6	8	279	71	1	2045,70
200406001	400	16"	406,4	8,8	305	85	1	2648,55

Tolleranze dimensionali / Dimensional tolerances

D = ± 1% D MIN ± 0,5 mm

S = S ≤ 4 mm [-12,5% x S / +20% x S] S > 4 mm [-12,5% x S / +15% x S]

A = ± 2 mm ≤ DN 200 ± 3 mm > DN 200 ÷ 400



277

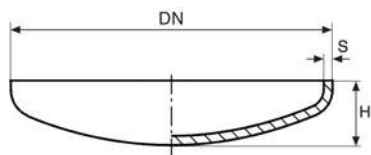
SCARPETTA DA TUBO SENZA SALDATURA

- SEAMLESS SADDLE STUB
- NAHTLOSE SATTELSTUTZEN
- PIQUAGE SANS SOUDURE
- RAMAL CURVO SIN SOLDADURA

MATERIAL: P235GH (R.St.35.8/I)



NORM: DIN 2618

CODE	DN	DN inch	DN mm	S mm	HT mm	HI mm	L mm	R mm	kg		€
277269000	20	3/4"	26,9	2,3	38	29	43	32	0,06	1	10,83
277337000	25	1"	33,7	2,6	50	40	53	42	0,08	1	12,51
277424000	32	1 1/4"	42,4	2,6	50	38	67	55	0,13	1	14,17
277483000	40	1 1/2"	48,3	2,6	64	48	76	60	0,18	1	15,95
277603000	50	2"	60,3	2,9	76	58	96	77	0,27	1	21,05
277700000	-	-	70	2,9	70	51	112	92	0,36	1	26,04
277761000	65	2 1/2"	76,1	2,9	88	68	121	100	0,45	1	26,95
277889000	80	3"	88,9	3,2	88	65	142	122	0,6	1	34,69
277101600	-	3 1/2"	101,6	3,6	91	65	161	138	1	1	47,98
277108000	-	-	108	3,6	97	68	172	144	1,05	1	51,82
277114000	100	4"	114,3	3,6	102	74	182	160	1,1	1	57,26
277133000	-	-	133	4	119	83	213	174	1,7	1	81,79
277139000	125	5"	139,7	4	125	87	222	182	1,8	1	90,32
277159000	-	-	159	4,5	143	100	254	212	2,7	1	130,01
277168000	150	6"	168,3	4,5	151	107	268	224	2,8	1	142,43
277193000	-	-	193,7	5,6	174	122	309	258	4,7	1	332,09
277219000	200	8"	219,1	6,3	197	137	355	295	6,4	1	352,19
277273000	250	10"	273	6,3	240	155	455	367	9,9	1	707,45
277323000	300	12"	323,9	7,1	275	180	537	436	15,8	1	1089,04

**800****FONDELLO BOMBATO**

- CAP
- KLÖPPERBODEN
- FOND BOMBÉ
- CAP

MATERIAL: S235**NORM:** EN 10253-1 (DIN 28011)

CODE	DN	DN inch	DN mm	H* mm	S mm			€
800269000	20	3/4"	26,9	18	2,6	0,02	50	0,92
800337000	25	1"	33,7	19	2,6	0,04	50	0,92
800424000	32	1 1/4"	42,4	21	2,6	0,07	50	0,99
800483000	40	1 1/2"	48,3	22	2,6	0,09	50	1,18
800570000	-	-	57	23	2,9	0,11	50	1,50
800603000	50	2"	60,3	24	2,9	0,13	50	1,29
800700000	-	-	70	26	2,9	0,16	30	2,31
800761000	65	2 1/2"	76,1	27	2,9	0,18	30	1,94
800889000	80	3"	88,9	30	3,2	0,26	30	2,37
800101000	90	3 1/2"	101,6	36	3,6	0,44	20	6,34
800108000	-	-	108	37	3,6	0,48	20	6,34
800114000	100	4"	114,3	38	3,6	0,54	15	6,74
800133000	-	-	133	42	4	0,71	15	8,97
800139000	125	5"	139,7	43	4	0,78	20	12,41
800159000	-	-	159	51	4,5	1,29	15	16,16
800168000	150	6"	168,3	53	4,5	1,42	10	20,02
800194000	175	-	193,7	62	5,6	2,32	10	31,80
800219000	200	8"	219,1	67	6,3	2,83	8	35,13
800244000	-	-	244,5	72	6,3	3,65	1	67,28
800273000	250	10"	273	77	6,3	4,38	1	81,90
800324000	300	12"	323,9	91	7,1	6,08	1	97,50
800355000	350	14"	355,6	101	8	7,5	1	258,36
800406000	400	16"	406,4	115	8,8	9,8	1	333,89

Tolleranze dimensionali / Dimensional tolerances

D = $\pm 1\%$ D MIN $\pm 0,5$ mmH = Max $0,015 \times D$ e / OR + 10/- 0 mm






S = -0% - +20% x S

* Quota H: conforme a norma DIN 28011 / H dimension: conforme to norm DIN 28011

Cianfrini / Bevels

Form R per / for $D \leq 88,9$ mmForm YA per / for $S \geq 88,9$ mm

PRESSIONE MASSIMA / MAXIMUM PRESSURE (bar)

DN mm	Sp/Thk mm	D3		D5		
						
17,2	2	90	-	-	-	-
21,3	2	90	90	70	-	100
26,9	2,3	90	90	70	100	100
30	2,6	90	90	-	-	100
33,7	2,6	90	90	60	100	100
42,4	2,6	90	90	50	100	100
44,5	2,6	90	90	-	-	100
48,2	2,6	90	90	40	90	100
51	2,6	70	80	-	-	100
54	2,6	70	80	-	90	90
57	2,6	70	80	-	80	90
60,3	2,9	70	80	40	80	90
70	2,9	70	80	-	70	90
76,1	2,9	60	70	30	70	80
88,9	3,2	60	70	30	60	80
101,6	3,6	60	70	-	60	70
108	3,6	60	70	-	50	70
114,3	3,6	50	60	20	50	70
133	4	50	60	-	50	60
139,7	4	50	60	20	40	60
159	4,5	50	60	-	40	60
168,3	4,5	50	60	20	40	60
193,7	5,6	50	60	-	40	60
219,1	6,3	50	60	20	40	60
244,5	6,3	40	45	-	40	50
273	6,3	40	45	15	30	50
323,9	7,1	40	-	15	30	50
355,6	8	30	-	15	30	50
406	8,8	30	-	15	30	45
508	11	30	-	-	-	45
609	12,5	30	-	-	-	45

NOTE

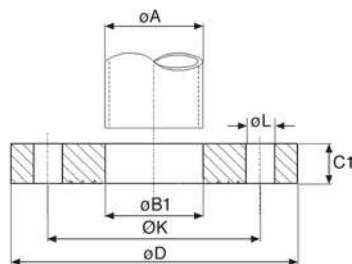
Pmax (bar) indicative a 20°C raccordi a saldare in acciaio al carbonio
 Indicative Pmax (bar) at 20 ° C for welding fittings in carbon steel

Le sopra indicate pressioni massime sono puramente indicative.

Resta cura del progettista la scelta del materiale in funzione alle reali condizioni di utilizzo.

The above maximum pressures are indicative.

Planer must choose the materials in according to the real condition of work.

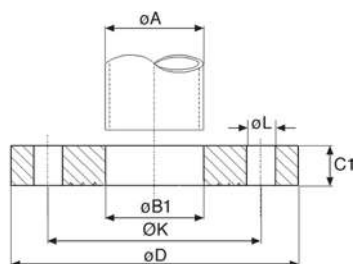
**410****FLANGIA PIANA**

- PLATE FLANGE
- GLATTE FLANSCH
- BRIDE PLATE
- BRIDA PLANA

MATERIAL: P250GH/C22.8 (A 105)**NORM:** EN 1092-1-01 tipo/type "A"**PN 6****R 30 30**

CODE	Pipe		Flange					Bolts		kg	box	€
	DN	A mm	B1 mm	D mm	C1 mm	K mm	L mm	Nº	Thr.			
410025006	25 - (1")	33,7	34,5	100	14	75	11	4	M10	0,5	1	9,04
410032006	32 - (1 1/4")	42,4	43,5	120	16	90	14	4	M12	1	1	12,16
410040006	40 - (1 1/2")	48,3	49,5	130	16	100	14	4	M12	1,5	1	14,23
410050006	50 - (2")	60,3	61,5	140	16	110	14	4	M12	1,5	1	15,41
410065006	65 - (2 1/2")	76,1	77,5	160	16	130	14	4	M12	2	1	19,84
410080006	80 - (3")	88,9	90,5	190	18	150	18	4	M16	3	1	26,24
410100006	100 - (4")	114,3	116	210	18	170	18	4	M16	3,5	1	28,39
410125006	125 - (5")	139,7	141,5	240	20	200	18	8	M16	4,5	1	39,26
410150006	150 - (6")	168,3	170,5	265	20	225	18	8	M16	5	1	47,62
410200006	200 - (8")	219,1	221,5	320	22	280	18	8	M16	7	1	70,12
410250006	250 - (10")	273	276,5	375	24	335	18	12	M16	9	1	106,30
410300006	300 - (12")	323,9	327,5	440	24	395	22	12	M20	12	1	146,08
410350006	350 - (14")	355,6	359,5	490	26	445	22	12	M20	17	1	161,35
410400006	400 - (16")	406,4	411	540	28	495	22	16	M20	20	1	171,74
410450006	450 - (18")	457	462	595	30	550	22	16	M20	24,5	1	on demand
410500006	500 - (20")	508	513,5	645	30	600	22	20	M20	26,5	1	on demand
410600006	600 - (24")	610	616,5	755	32	705	26	20	M24	35	1	on demand

R 30 30



411

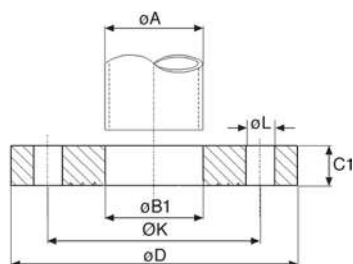
FLANGIA PIANA

- PLATE FLANGE
- GLATTE FLANSCH
- BRIDE PLATE
- BRIDA PLANA

MATERIAL: P250GH/C22.8 (A 105)
NORM: EN 1092-1-01 tipo/type "A"

PN 10

CODE	PN	Pipe		Flange					Bolts		kg	box	€
		DN	A mm	B1 mm	D mm	C1 mm	K mm	L mm	Nº	Thr.			
411015010	PN10=16=25=40	15 - (1/2")	21,3	22	95	14	65	14	4	M 12	0,7	1	6,99
411020010		20 - (3/4")	26,9	27,5	105	16	75	14	4	M 12	1	1	8,94
411025010		25 - (1")	33,7	34,5	115	16	85	14	4	M 12	1,1	1	10,67
411032010		32 - (1 1/4")	42,4	43,5	140	18	100	18	4	M 16	1,8	1	13,76
411040010		40 - (1 1/2")	48,3	49,5	150	18	110	18	4	M 16	2,1	1	14,81
411050010	PN10=16	50 - (2")	60,3	61,5	165	20	125	18	4	M 16	2,6	1	18,72
411065010		65 - (2 1/2")	76,1	77,5	185	20	145	18	8	M 16	3,3	1	22,88
412080016		80 - (3")	88,9	90,5	200	20	160	18	8	M 16	3,6	1	33,23
411100010		100 - (4")	114,3	116	220	22	180	18	8	M 16	4,4	1	35,96
411125010		125 - (5")	139,7	141,5	250	22	210	18	8	M 16	5,4	1	44,92
411150010	PN10	150 - (6")	168,3	170,5	285	24	240	22	8	M 20	7,2	1	60,81
411200010		200 - (8")	219,1	221,5	340	24	295	22	8	M 20	9,3	1	100,98
411250010		250 - (10")	273	276,5	395	26	350	22	12	M 20	12	1	137,40
411300010		300 - (12")	323,9	327,5	445	26	400	22	12	M 20	13,8	1	167,77
411350010		350 - (14")	355,6	359,5	505	28	460	22	16	M 20	20,6	1	221,31
411400010		400 - (16")	406,4	411	565	32	515	26	16	M 24	28	1	249,15
411450010		450 - (18")	457	462	615	36	565	26	20	M 24	33,6	1	on demand
411500010		500 - (20")	508	513,5	670	38	620	26	20	M 24	41	1	on demand



411-412

FLANGIA PIANA

- PLATE FLANGE
- GLATTE FLANSCH
- BRIDE PLATE
- BRIDA PLANA

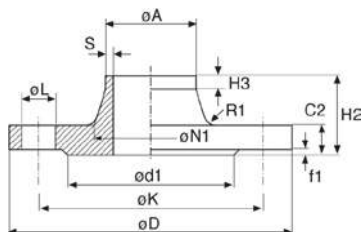
MATERIAL: P250GH/C22.8 (A 105)

NORM: EN 1092-1-01 tipo/type "A"

PN 16

CODE	PN	Pipe		Flange					Bolts		kg	box	€
		DN	A mm	B1 mm	D mm	C1 mm	K mm	L mm	Nº	Thr.			
411015010	PN10=16=25=40	15 - [1/2"]	21,3	22	95	14	65	14	4	M 12	0,7	1	6,99
411020010		20 - [3/4"]	26,9	27,5	105	16	75	14	4	M 12	1	1	8,94
411025010		25 - [1"]	33,7	34,5	115	16	85	14	4	M 12	1,1	1	10,67
411032010		32 - [1 1/4"]	42,4	43,5	140	18	100	18	4	M 16	1,8	1	13,76
411040010		40 - [1 1/2"]	48,3	49,5	150	18	110	18	4	M 16	2,1	1	14,81
411050010	PN10=16	50 - [2"]	60,3	61,5	165	20	125	18	4	M 16	2,6	1	18,72
411065010		65 - [2 1/2"]	76,1	77,5	185	20	145	18	8	M 16	3,3	1	22,88
412080016		80 - [3"]	88,9	90,5	200	20	160	18	8	M 16	3,6	1	33,23
411100010		100 - [4"]	114,3	116	220	22	180	18	8	M 16	4,4	1	35,96
411125010		125 - [5"]	139,7	141,5	250	22	210	18	8	M 16	5,4	1	44,92
411150010	PN16	150 - [6"]	168,3	170,5	285	24	240	22	8	M 20	7,2	1	60,81
412200016		200 - [8"]	219,1	221,5	340	26	295	22	12	M 20	9,8	1	102,31
412250016		250 - [10"]	273	276,5	405	29	355	26	12	M 24	14,5	1	166,83
412300016		300 - [12"]	323,9	327,5	460	32	410	26	12	M 24	19,3	1	198,55
412350016		350 - [14"]	355,6	359	520	35	470	26	16	M 24	28,5	1	365,13
412400016		400 - [16"]	406,4	411	580	38	525	30	16	M 27	36,2	1	402,95
412450016		450 - [18"]	457	462	640	42	585	30	20	M 27	46	1	on demand
412500016		500 - [20"]	508	513,5	715	46	650	33	20	M 30	64	1	on demand

R 30 30



413

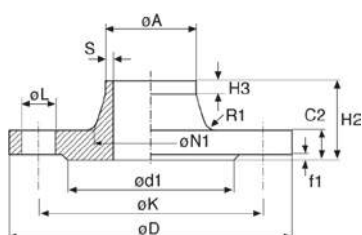
FLANGIA A COLLARINO

- WELDING NECK FLANGE
- VORSCHWEISS-FLANSCH
- BRIDE COLLERETTE
- BRIDA CUELLO

MATERIAL: P250GH / C22.8
NORM: EN 1092-1-11 tipo/type "B1"

PN 6

CODE	Pipe		Flange											Bolts		kg	box	€
	DN	A mm	D mm	H2 mm	N1 mm	S mm	R1 mm	H3 mm	d1 mm	K mm	f1 mm	C2 mm	L mm	Nº	Thr.			
413015006	15 - [1/2"]	21,3	80	30	30	2	4	6	40	55	2	12	11	4	M 10	0,45	1	6,31
413020006	20 - [3/4"]	26,9	90	32	38	2,3	4	6	50	65	2	14	11	4	M 10	0,66	1	6,15
413025006	25 - [1"]	33,7	100	35	42	2,6	4	6	60	75	2	14	11	4	M 10	0,83	1	6,66
413032006	32 - [1 1/4"]	42,4	120	35	55	2,6	6	6	70	90	2	14	14	4	M 12	1,18	1	8,99
413040006	40 - [1 1/2"]	48,3	130	38	62	2,6	6	7	80	100	3	14	14	4	M 12	1,4	1	9,88
413050006	50 - [2"]	60,3	140	38	74	2,9	6	8	90	110	3	14	14	4	M 12	1,58	1	11,51
413065006	65 - [2 1/2"]	76,1	160	38	88	2,9	6	9	110	130	3	14	14	4	M 12	1,95	1	15,44
413080006	80 - [3"]	88,9	190	42	102	3,2	8	10	128	150	3	16	18	4	M 16	3,07	1	23,44
413100006	100 - [4"]	114,3	210	45	130	3,6	8	10	148	170	3	16	18	4	M 16	3,56	1	28,18
413125006	125 - [5"]	139,7	240	48	155	4	8	10	178	200	3	18	18	8	M 16	4,8	1	33,74
413150006	150 - [6"]	168,3	265	48	184	4,5	10	12	202	225	3	18	18	8	M 16	5,52	1	39,96
413200006	200 - [8"]	219,1	320	55	236	6,3	10	15	258	280	3	20	18	8	M 16	8,16	1	78,55



414/415

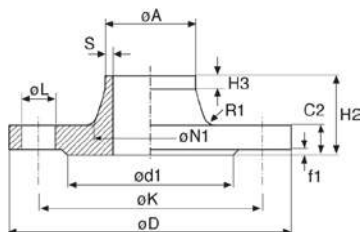
FLANGIA A COLLARINO

- WELDING NECK FLANGE
- VORSCHWEISS-FLANSCH
- BRIDE COLLERETTE
- BRIDA CUELLO

MATERIAL: P250GH / C22.8
NORM: EN 1092-1-11 tipo/type "B1"

PN 10

CODE	PN	Pipe		Flange											Bolts		kg	box	€
		DN	A mm	D mm	C2 mm	H2 mm	N1 mm	S mm	R1 mm	H3 mm	d1 mm	K mm	f1 mm	L mm	Nº	Thr.			
415015016	PN10=16=C5=40	15 - [1/2"]	21,3	95	16	38	32	2	4	6	45	65	2	14	4	M 12	1	1	9,25
415020016		20 - [3/4"]	26,9	105	18	40	40	2,3	4	6	58	75	2	14	4	M 12	1	1	9,80
415025016		25 - [1"]	33,7	115	18	40	46	2,6	4	6	68	85	2	14	4	M 12	1	1	13,63
415032016		32 - [1 1/4"]	42,4	140	18	42	56	2,6	6	6	78	100	2	18	4	M 16	2	1	15,83
415040016		40 - [1 1/2"]	48,3	150	18	45	64	2,6	6	7	88	110	3	18	4	M 16	2	1	16,58
415050016	PN10=16	50 - [2"]	60,3	165	18	45	74	2,9	6	8	102	125	3	18	4	M 16	2,5	1	19,32
415065016		65 - [2 1/2"]	76,1	185	18	45	92	2,9	6	10	122	145	3	18	8	M 16	3	1	23,83
415080016		80 - [3"]	88,9	200	20	50	105	3,2	6	10	138	160	3	18	8	M 16	3,7	1	31,40
415100016		100 - [4"]	114,3	220	20	52	131	3,6	8	12	158	180	3	18	8	M 16	4,6	1	36,07
415125016		125 - [5"]	139,7	250	22	55	156	4	8	12	188	210	3	18	8	M 16	6,3	1	46,33
415150016	PN10	150 - [6"]	168,3	285	22	55	184	4,5	10	12	212	240	3	22	8	M 20	7,7	1	58,47
414200010		200 - [8"]	219,1	340	24	62	234	6,3	10	16	268	295	3	22	8	M 20	11,5	1	93,35
414250010		250 - [10"]	273	395	26	68	292	6,3	12	16	320	350	3	22	12	M 20	15,5	1	130,64
414300010		300 - [12"]	323,9	445	26	68	342	7,1	12	16	370	400	4	22	12	M 20	18	1	180,11
414350010		350 - [14"]	355,6	505	26	68	385	7,1	12	16	430	460	4	22	16	M 20	24,5	1	239,24
414400010		400 - [16"]	406,4	565	26	72	440	7,1	12	16	482	515	4	26	16	M 24	29,5	1	429,28



415

FLANGIA A COLLARINO

- WELDING NECK FLANGE
- VORSCHWEISS-FLANSCH
- BRIDE COLLERETTE
- BRIDA CUELLO

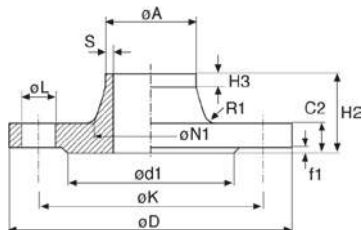
MATERIAL: P250GH / C22.8

NORM: EN 1092-1-11 tipo/type "B1"

PN 16

CODE	PN	Pipe		Flange											Bolts		kg	box	€
		DN	A mm	D mm	C2 mm	H2 mm	N1 mm	S mm	R1 mm	H3 mm	d1 mm	K mm	f1 mm	L mm	N°	Thr.			
415015016	PN10=16=25=40	15 - (1/2")	21,3	95	16	38	32	2	4	6	45	65	2	14	4	M 12	1	1	9,25
415020016		20 - (3/4")	26,9	105	18	40	40	2,3	4	6	58	75	2	14	4	M 12	1	1	9,80
415025016		25 - (1")	33,7	115	18	40	46	2,6	4	6	68	85	2	14	4	M 12	1	1	13,63
415032016		32 - (1 1/4")	42,4	140	18	42	56	2,6	6	6	78	100	2	18	4	M 16	2	1	15,83
415040016		40 - (1 1/2")	48,3	150	18	45	64	2,6	6	7	88	110	3	18	4	M 16	2	1	16,58
415050016	PN10=16	50 - (2")	60,3	165	18	45	74	2,9	6	8	102	125	3	18	4	M 16	2,5	1	19,32
415065016		65 - (2 1/2")	76,1	185	18	45	92	2,9	6	10	122	145	3	18	8	M 16	3	1	23,83
415080016		80 - (3")	88,9	200	20	50	105	3,2	6	10	138	160	3	18	8	M 16	3,7	1	31,40
415100016		100 - (4")	114,3	220	20	52	131	3,6	8	12	158	180	3	18	8	M 16	4,6	1	36,07
415125016		125 - (5")	139,7	250	22	55	156	4	8	12	188	210	3	18	8	M 16	6,3	1	46,33
415150016	PN16	150 - (6")	168,3	285	22	55	184	4,5	10	12	212	240	3	22	8	M 20	7,7	1	58,47
415200016		200 - (8")	219,1	340	24	62	235	6,3	10	16	268	295	3	22	12	M 20	11	1	97,06
415250016		250 - (10")	273	405	26	70	292	6,3	12	16	320	355	3	26	12	M 24	15,6	1	150,02
415300016		300 - (12")	323,9	460	28	78	344	7,1	12	16	378	410	4	26	12	M 24	22	1	204,35
415350016		350 - (14")	355,6	520	30	82	390	8	12	16	438	470	4	26	16	M 24	32	1	308,17
415400016		400 - (16")	406,4	580	32	85	445	8	12	16	490	525	4	30	16	M 27	40	1	566,64

R 30 30



415/416/417

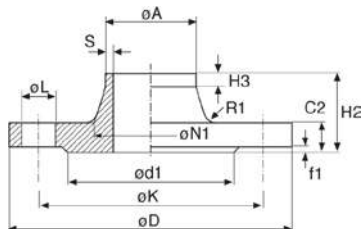
FLANGIA A COLLARINO

- WELDING NECK FLANGE
- VORSCHWEISS-FLANSCH
- BRIDE COLLERETTE
- BRIDA CUELLO

MATERIAL: P250GH / C22.8
NORM: EN 1092-1-11 tipo/type "B1"

PN 25

CODE	PN	Pipe		Flange											Bolts		kg	box	€
		DN	A mm	D mm	C2 mm	H2 mm	N1 mm	S mm	R1 mm	H3 mm	d1 mm	K mm	f1 mm	L mm	Nº	Thr.			
415015016	PN10=16=25=40	15 - (1/2")	21,3	95	16	38	32	2	4	6	45	65	2	14	4	M12	1	1	9,25
415020016		20 - (3/4")	26,9	105	18	40	40	2,3	4	6	58	75	2	14	4	M12	1	1	9,80
415025016		25 - (1")	33,7	115	18	40	46	2,6	4	6	68	85	2	14	4	M12	1	1	13,63
415032016		32 - (1 1/4")	42,4	140	18	42	56	2,6	6	6	78	100	2	18	4	M16	2	1	15,83
415040016		40 - (1 1/2")	48,3	150	18	45	64	2,6	6	7	88	110	3	18	4	M16	2	1	16,58
417050040	PN25=40	50 - (2")	60,3	165	20	48	75	2,9	6	8	102	125	3	18	4	M16	2,8	1	22,18
417065040		65 - (2 1/2")	76,1	185	22	52	90	2,9	6	10	122	145	3	18	8	M16	3,7	1	29,11
417080040		80 - (3")	88,9	200	24	58	105	3,2	8	12	138	160	3	18	8	M16	4,8	1	37,02
417100040		100 - (4")	114,3	235	24	65	134	3,6	8	12	162	190	3	22	8	M20	6,5	1	49,75
417125040		125 - (5")	139,7	270	26	68	162	4	8	12	188	220	3	26	8	M24	9,1	1	64,84
417150040	PN25	150 - (6")	168,3	300	28	75	192	4,5	10	12	218	250	3	26	8	M24	11,8	1	85,65
416200025		200 - (8")	219,1	360	30	80	244	6,3	10	16	278	310	3	26	12	M24	17	1	146,50
416250025		250 - (10")	273	425	32	88	298	7,1	12	18	335	370	3	30	12	M27	24,4	1	207,57
416300025		300 - (12")	323,9	485	34	92	352	8	12	18	395	430	4	30	16	M27	31,2	1	298,57



415/417

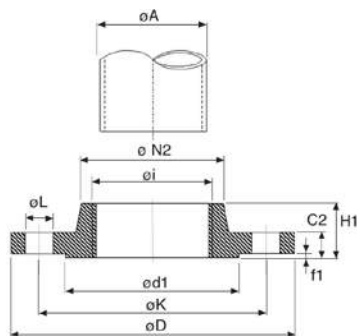
FLANGIA A COLLARINO

- WELDING NECK FLANGE
- VORSCHWEISS-FLANSCH
- BRIDE COLLERETTE
- BRIDA CUELLO

MATERIAL: P250GH / C22.8
NORM: EN 1092-1-11 tipo/type "B1"

PN 40

CODE	PN	Pipe		Flange											Bolts		kg	box	€
		DN	A mm	D mm	C2 mm	H2 mm	N1 mm	S mm	R1 mm	H3 mm	d1 mm	K mm	f1 mm	L mm	Nº	Thr.			
415015016	PN10=16=25=40	15 - (1/2")	21,3	95	16	38	32	2	4	6	45	65	2	14	4	M12	1	1	9,25
415020016		20 - (3/4")	26,9	105	18	40	40	2,3	4	6	58	75	2	14	4	M12	1	1	9,80
415025016		25 - (1")	33,7	115	18	40	46	2,6	4	6	68	85	2	14	4	M12	1	1	13,63
415032016		32 - (1 1/4")	42,4	140	18	42	56	2,6	6	6	78	100	2	18	4	M16	2	1	15,83
415040016		40 - (1 1/2")	48,3	150	18	45	64	2,6	6	7	88	110	3	18	4	M16	2	1	16,58
417050040	PN25=40	50 - (2")	60,3	165	20	48	75	2,9	6	8	102	125	3	18	4	M16	2,8	1	22,18
417065040		65 - (2 1/2")	76,1	185	22	52	90	2,9	6	10	122	145	3	18	8	M16	3,7	1	29,11
417080040		80 - (3")	88,9	200	24	58	105	3,2	8	12	138	160	3	18	8	M16	4,8	1	37,02
417100040		100 - (4")	114,3	235	24	65	134	3,6	8	12	162	190	3	22	8	M20	6,5	1	49,75
417125040		125 - (5")	139,7	270	26	68	162	4	8	12	188	220	3	26	8	M24	9,1	1	64,84
417150040	PN40	150 - (6")	168,3	300	28	75	192	4,5	10	12	218	250	3	26	8	M24	11,8	1	85,65
417200040		200 - (8")	219,1	375	34	88	244	6,3	10	16	285	320	3	30	12	M27	21,5	1	175,03
417250040		250 - (10")	273	450	38	105	306	7,1	12	18	345	385	3	33	12	M30	34,9	1	273,21
417300040		300 - (12")	323,9	515	42	115	362	8	12	18	410	450	4	33	16	M30	49,7	1	441,07



PN 6

418

FLANGIA FILETTATA

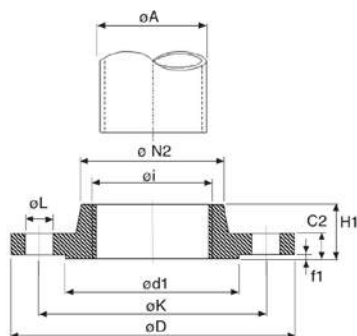
- THREADED FLANGES
- GEWINDEFLANSCH
- BRIDE FILETÉ
- BRIDA ROSCADA

MATERIAL: P250GH / C22.8

NORM: EN 1092-1-13 tipo/type "B1"

R 30 30

CODE	Pipe		Flange									Bolts		kg	box	€
	DN	A mm	Thr. Øi	D mm	C2 mm	H1 mm	N2 mm	d1 mm	K mm	f1 mm	L mm	Nº	Thr.			
418015006	15	21,3	Rp 1/2"	80	12	20	30	40	55	2	11	4	M10	0,43	1	6,53
418020006	20	26,9	Rp 3/4"	90	14	24	40	50	65	2	11	4	M10	0,66	1	7,79
418025006	25	33,7	Rp 1"	100	14	24	50	60	75	2	11	4	M10	0,82	1	8,42
418032006	32	42,4	Rp 1 1/4"	120	14	26	60	70	90	2	14	4	M12	1,17	1	10,47
418040006	40	48,3	Rp 1 1/2"	130	14	26	70	80	100	3	14	4	M12	1,4	1	11,95
418050006	50	60,3	Rp 2"	140	14	28	80	90	110	3	14	4	M12	1,59	1	13,19
418065006	65	76,1	Rp 2 1/2"	160	14	32	100	110	130	3	14	4	M12	2,17	1	17,02
418080006	80	88,9	Rp 3"	190	16	34	110	128	150	3	18	4	M16	3,2	1	26,49
418100006	100	114,3	Rp 4"	210	16	40	130	148	170	3	18	4	M16	3,59	1	27,47



PN 10/16

419

FLANGIA FILETTATA

- THREADED FLANGES
- GEWINDEFLANSCH
- BRIDE FILETÉ
- BRIDA ROSCADA

MATERIAL: P250GH / C22.8

NORM: EN 1092-1-13 tipo/type "B1"

R 30 30

CODE	PN	Pipe		Flange									Bolts		kg	box	€
		DN	A mm	Thr. Øi	D mm	C2 mm	H1 mm	N2 mm	d1 mm	K mm	f1 mm	L mm	Nº	Thr.			
419015010	PN10=16=25=40	15	21,3	Rp 1/2"	95	16	22	35	45	65	2	14	4	M12	0,5	1	8,13
419020010		20	26,9	Rp 3/4"	105	18	26	45	58	75	2	14	4	M12	1	1	10,10
419025010		25	33,7	Rp 1"	115	18	28	52	68	85	2	14	4	M12	1,5	1	10,84
419032010		32	42,4	Rp 1 1/4"	140	18	30	60	78	100	2	18	4	M16	2	1	14,44
419040010		40	48,3	Rp 1 1/2"	150	18	32	70	88	110	4	18	4	M16	2	1	15,53
419050010	PN10=16	50	60,3	Rp 2"	165	18	28	84	102	125	4	18	4	M16	2,5	1	19,65
419065010		65	76,1	Rp 2 1/2"	185	18	32	104	122	145	4	18	8	M16	3	1	24,02
419080016		80	88,9	Rp 3"	200	20	34	118	138	160	4	18	8	M16	4	1	34,88
419100010		100	114,3	Rp 4"	220	20	40	140	158	180	4	18	8	M16	4,5	1	37,75
419125010		125	139,7	Rp 5"	250	22	44	168	188	210	4	18	8	M16	6,5	1	48,35
419150010		150	168,3	Rp 6"	285	22	44	195	212	240	4	22	8	M20	7,5	1	64,47

R 30 30

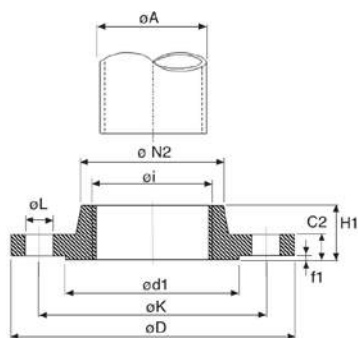
419/Z

FLANGIA FILETTATA ZINCATA

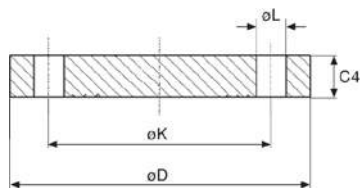
- GALVANIZED THREADED FLANGES
- GEWINDE-VERZINKT FLANSCH
- BRIDE FILETÉ GALVANISÉ
- BRIDA ROSCADA ZINCADA

MATERIAL: P250GH / C22.8
NORM: EN 1092-1-13 tipo/type "B1"

PN
10/16



CODE	PN	Pipe		Flange									Bolts		kg	box	€
		DN	A mm	Thr. Øi	D mm	C2 mm	H1 mm	N2 mm	d1 mm	K mm	f1 mm	L mm	Nº	Thr.			
419015010Z	PN10=16=25=40	15	21,3	Rp 1/2"	95	16	22	35	45	65	2	14	4	M 12	0,5	1	10,14
419020010Z		20	26,9	Rp 3/4"	105	18	26	45	58	75	2	14	4	M 12	1	1	12,62
419025010Z		25	33,7	Rp 1"	115	18	28	52	68	85	2	14	4	M 12	1,5	1	13,53
419032010Z		32	42,4	Rp 1 1/4"	140	18	30	60	78	100	2	18	4	M 16	2	1	17,75
419040010Z		40	48,3	Rp 1 1/2"	150	18	32	70	88	110	4	18	4	M 16	2	1	20,02
419050010Z	PN10=16	50	60,3	Rp 2"	165	18	28	84	102	125	4	18	4	M 16	2,5	1	24,93
419065010Z		65	76,1	Rp 2 1/2"	185	18	32	104	122	145	4	18	8	M 16	3	1	32,52
419080016Z		80	88,9	Rp 3"	200	20	34	118	138	160	4	18	8	M 16	4	1	42,38
419100010Z		100	114,3	Rp 4"	220	20	40	140	158	180	4	18	8	M 16	4,5	1	43,90
419125010Z		125	139,7	Rp 5"	250	22	44	168	188	210	4	18	8	M 16	6,5	1	60,46
419150010Z		150	168,3	Rp 6"	285	22	44	195	212	240	4	22	8	M 20	7,5	1	80,54



420

FLANGIA CIECA

- BLIND FLANGE
- BLINDFLANSCH
- BRIDE PLEINE
- BRIDA CIEGA

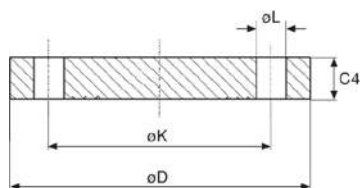
MATERIAL: P250GH / C22.8

NORM: EN 1092-1-05 tipo/type "A"

PN 6

CODE	DN	Flange				Bolts				€
		C4 mm	D mm	K mm	L mm	Nº	Thr.			
420015006	15 - (1/2")	12	80	55	11	4	M 10	0,5	1	9,50
420020006	20 - (3/4")	14	90	65	11	4	M 10	0,7	1	9,70
420025006	25 - (1")	14	100	75	11	4	M 10	0,8	1	10,30
420032006	32 - (1 1/4")	16	120	90	14	4	M 12	1,2	1	13,48
420040006	40 - (1 1/2")	16	130	100	14	4	M 12	1,4	1	15,37
420050006	50 - (2")	16	140	110	14	4	M 12	1,6	1	20,57
420065006	65 - (2 1/2")	16	160	130	14	4	M 12	2,2	1	25,70
420080006	80 - (3")	18	190	150	18	4	M 16	3,4	1	32,32
420100006	100 - (4")	18	210	170	18	4	M 16	4,2	1	40,35
420125006	125 - (5")	20	240	200	18	8	M 16	6,1	1	56,19
420150006	150 - (6")	20	265	225	18	8	M 16	7,5	1	80,24
420200006	200 - (8")	22	320	280	18	8	M 16	12,3	1	133,59
420250006	250 - (10")	24	375	335	18	12	M 16	18,5	1	202,08
420300006	300 - (12")	24	440	395	22	12	M 20	25,5	1	271,98
420350006	350 - (14")	26	490	445	22	12	M 20	31,8	1	319,48
420400006	400 - (16")	28	540	495	22	16	M 20	38,5	1	596,39
420450006	450 - (18")	30	595	550	22	16	M 20	46,9	1	on demand
420500006	500 - (20")	30	645	600	22	20	M 20	60,1	1	on demand

R 30 30



421/422

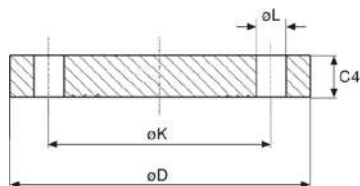
FLANGIA CIECA

- BLIND FLANGE
- BLINDFLANSCH
- BRIDE PLEINE
- BRIDA CIEGA

MATERIAL: P250GH / C22.8
NORM: EN 1092-1-05 tipo/type "A"

PN 10

CODE	PN	DN	Flange				Bolts		kg	Box	€
			C4 mm	D mm	K mm	L mm	Nº	Thr.			
422015016	PN10=16=25=40	15 - [1/2"]	16	95	65	14	4	M12	0,8	1	9,75
422020016		20 - [3/4"]	18	105	75	14	4	M12	1,1	1	10,10
422025016		25 - [1"]	18	115	85	14	4	M12	1,4	1	10,84
422032016		32 - [1 1/4"]	18	140	100	18	4	M16	2	1	14,64
422040016		40 - [1 1/2"]	18	150	110	18	4	M16	2,4	1	16,68
422050016	PN10=16	50 - [2"]	18	165	125	18	4	M16	2,9	1	22,37
422065016		65 - [2 1/2"]	18	185	145	18	8	M16	3,7	1	27,93
422080016		80 - [3"]	20	200	160	18	8	M16	4,6	1	35,12
422100016		100 - [4"]	20	220	180	18	8	M16	5,7	1	43,86
422125016		125 - [5"]	22	250	210	18	8	M16	8,1	1	61,08
422150016	PN10	150 - [6"]	22	285	240	22	8	M20	10,5	1	87,22
421200010		200 - [8"]	24	340	295	22	8	M20	16,5	1	149,37
421250010		250 - [10"]	26	395	350	22	12	M20	24	1	225,75
421300010		300 - [12"]	26	445	400	22	12	M20	31	1	324,78
421350010		350 - [14"]	26	505	460	22	16	M20	40	1	425,07
421400010		400 - [16"]	26	565	515	26	16	M24	50	1	613,35
421450010		450 - [18"]	28	615	565	26	20	M24	63	1	824,57
421500010		500 - [20"]	28	670	620	26	20	M24	75	1	893,89



422

FLANGIA CIECA

- BLIND FLANGE
- BLINDFLANSCH
- BRIDE PLEINE
- BRIDA CIEGA

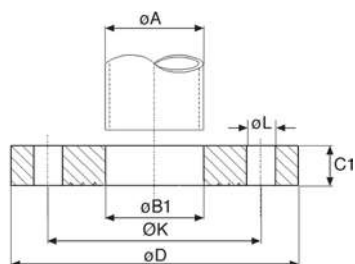
MATERIAL: P250GH / C22.8

NORM: EN 1092-1-05 tipo/type "A"

PN 16

CODE	PN	DN	Flange				Bolts		kg	box	€
			C4 mm	D mm	K mm	L mm	Nº	Thr.			
422015016	PN10=16=25=40	15 - (1/2")	16	95	65	14	4	M 12	0,8	1	9,75
422020016		20 - (3/4")	18	105	75	14	4	M 12	1,1	1	10,10
422025016		25 - (1")	18	115	85	14	4	M 12	1,4	1	10,84
422032016		32 - (1 1/4")	18	140	100	18	4	M 16	2	1	14,64
422040016		40 - (1 1/2")	18	150	110	18	4	M 16	2,4	1	16,68
422050016	PN10=16	50 - (2")	18	165	125	18	4	M 16	2,9	1	22,37
422065016		65 - (2 1/2")	18	185	145	18	8	M 16	3,7	1	27,93
422080016		80 - (3")	20	200	160	18	8	M 16	4,6	1	35,12
422100016		100 - (4")	20	220	180	18	8	M 16	5,7	1	43,86
422125016		125 - (5")	22	250	210	18	8	M 16	8,1	1	61,08
422150016	PN16	150 - (6")	22	285	240	22	8	M 20	10,5	1	87,22
422200016		200 - (8")	24	340	295	22	12	M 20	16,5	1	152,17
422250016		250 - (10")	26	405	355	26	12	M 24	25	1	230,15
422300016		300 - (12")	28	460	410	26	12	M 24	35	1	332,58
422350016		350 - (14")	30	520	470	26	16	M 24	48	1	483,75
422400016		400 - (16")	32	580	525	30	16	M 27	63,5	1	640,76
422450016		450 - (18")	40	640	585	30	20	M 27	96,5	1	on demand
422500016		500 - (20")	44	715	650	33	20	M 30	133	1	on demand

R 30 31



410/I IMPORT

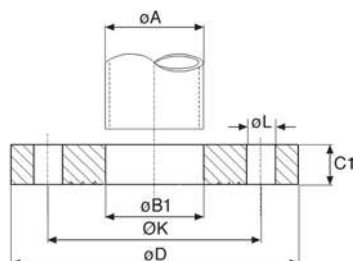
FLANGIA PIANA

- PLATE FLANGE
- GLATTE FLANSCH
- BRIDE PLATE
- BRIDA PLANA

MATERIAL: S 235 JRG2 (R. St. 37.2)
NORM: EN 1092-1-01 tipo/type "A"

PN 6

CODE	Pipe		Flange					Bolts		kg	box	€
	DN	A mm	B1 mm	D mm	C1 mm	K mm	L mm	Nº	Thr.			
410025006I	25 - [1"]	33,7	34,5	100	14	75	11	4	M 10	0,5	1	4,09
410032006I	32 - [1 1/4"]	42,4	43,5	120	16	90	14	4	M 12	1	1	5,81
410040006I	40 - [1 1/2"]	48,3	49,5	130	16	100	14	4	M 12	1,5	1	8,77
410050006I	50 - [2"]	60,3	61,5	140	16	110	14	4	M 12	1,5	1	9,06
410065006I	65 - [2 1/2"]	76,1	77,5	160	16	130	14	4	M 12	2	1	11,61
410080006I	80 - [3"]	88,9	90,5	190	18	150	18	4	M 16	3	1	17,41
410100006I	100 - [4"]	114,3	116	210	18	170	18	4	M 16	3,5	1	20,36
410125006I	125 - [5"]	139,7	141,5	240	20	200	18	8	M 16	4,5	1	26,17
410150006I	150 - [6"]	168,3	170,5	265	20	225	18	8	M 16	5	1	29,06
410200006I	200 - [8"]	219,1	221,5	320	22	280	18	8	M 16	7	1	43,45
410250006I	250 - [10"]	273	276,5	375	24	335	18	12	M 16	9	1	55,92
410300006I	300 - [12"]	323,9	327,5	440	24	395	22	12	M 20	12	1	74,58



411/I IMPORT

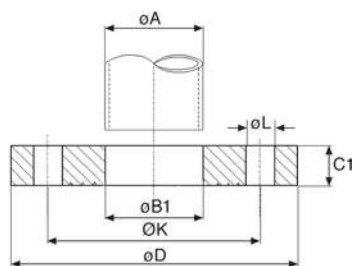
FLANGIA PIANA

- PLATE FLANGE
- GLATTE FLANSCH
- BRIDE PLATE
- BRIDA PLANA

MATERIAL: S 235 JRG2 (R. St. 37.2)
NORM: EN 1092-1-01 tipo/type "A"

PN 10

CODE	PN	Pipe		Flange					Bolts		kg	box	€
		DN	A mm	B1 mm	D mm	C1 mm	K mm	L mm	Nº	Thr.			
411015010I	PN10=16=25=40	15 - [1/2"]	21,3	22	95	14	65	14	4	M 12	0,7	1	5,46
411020010I		20 - [3/4"]	26,9	27,5	105	16	75	14	4	M 12	1	1	6,79
411025010I		25 - [1"]	33,7	34,5	115	16	85	14	4	M 12	1,1	1	7,06
411032010I		32 - [1 1/4"]	42,4	43,5	140	18	100	18	4	M 16	1,8	1	12,40
411040010I		40 - [1 1/2"]	48,3	49,5	150	18	110	18	4	M 16	2,1	1	12,80
411050010I	PN10=16	50 - [2"]	60,3	61,5	165	20	125	18	4	M 16	2,6	1	15,58
411065010I		65 - [2 1/2"]	76,1	77,5	185	20	145	18	8	M 16	3,3	1	18,60
412080016I		80 - [3"]	88,9	90,5	200	20	160	18	8	M 16	3,6	1	20,83
411100010I		100 - [4"]	114,3	116	220	22	180	18	8	M 16	4,4	1	26,24
411125010I		125 - [5"]	139,7	141,5	250	22	210	18	8	M 16	5,4	1	33,34
411150010I	PN10	150 - [6"]	168,3	170,5	285	24	240	22	8	M 20	7,2	1	41,23
411200010I		200 - [8"]	219,1	221,5	340	24	295	22	8	M 20	9,3	1	59,16
411250010I		250 - [10"]	273	276,5	395	26	350	22	12	M 20	12	1	72,88
411300010I		300 - [12"]	323,9	327,5	445	26	400	22	12	M 20	13,8	1	88,28
411350010I		350 - [14"]	355,6	359,5	505	28	460	22	16	M 20	20,6	1	133,09



411/I - 412/I IMPORT

R 30 31

FLANGIA PIANA

- PLATE FLANGE
- GLATTE FLANSCH
- BRIDE PLATE
- BRIDA PLANA

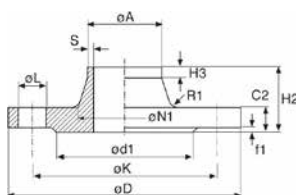
MATERIAL: S 235 JRG2 (R. St. 37.2)

NORM: EN 1092-1-01 tipo/type "A"

PN 16

CODE	PN	Pipe		Flange					Bolts		kg	box	€
		DN	A mm	B1 mm	D mm	C1 mm	K mm	L mm	N°	Thr.			
411015010I	PN10=16=25=40	15 - [1/2"]	21,3	22	95	14	65	14	4	M12	0,7	1	5,46
411020010I		20 - [3/4"]	26,9	27,5	105	16	75	14	4	M12	1	1	6,79
411025010I		25 - [1"]	33,7	34,5	115	16	85	14	4	M12	1,1	1	7,06
411032010I		32 - [1 1/4"]	42,4	43,5	140	18	100	18	4	M16	1,8	1	12,40
411040010I		40 - [1 1/2"]	48,3	49,5	150	18	110	18	4	M16	2,1	1	12,80
411050010I	PN10=16	50 - [2"]	60,3	61,5	165	20	125	18	4	M16	2,6	1	15,58
411065010I		65 - [2 1/2"]	76,1	77,5	185	20	145	18	8	M16	3,3	1	18,60
412080016I		80 - [3"]	88,9	90,5	200	20	160	18	8	M16	3,6	1	20,83
411100010I		100 - [4"]	114,3	116	220	22	180	18	8	M16	4,4	1	26,24
411125010I		125 - [5"]	139,7	141,5	250	22	210	18	8	M16	5,4	1	33,34
411150010I	PN16	150 - [6"]	168,3	170,5	285	24	240	22	8	M20	7,2	1	41,23
412200016I		200 - [8"]	219,1	221,5	340	26	295	22	12	M20	9,8	1	59,72
412250016I		250 - [10"]	273	276,5	405	29	355	26	12	M24	14,5	1	85,38
412300016I		300 - [12"]	323,9	327,5	460	32	410	26	12	M24	19,3	1	120,80
412350016I		350 - [14"]	355,6	359	520	35	470	26	16	M24	28,5	1	174,08

R 30 31



414/415 IMPORT

FLANGIA A COLLARINO

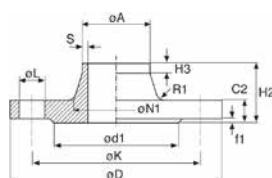
- WELDING NECK FLANGE
- VORSCHWEISS-FLANSCH
- BRIDE COLLERETTE
- BRIDA CUELLO

PN 10

MATERIAL: P250GH / C22.8
NORM: EN 1092-1-11 tipo/type "B1"

CODE	PN	Pipe		Flange											Bolts		kg	box	€
		DN	A mm	D mm	C2 mm	H2 mm	N1 mm	S mm	R1 mm	H3 mm	d1 mm	K mm	f1 mm	L mm	Nº	Thr.			
415025016I	PN10=40	25 - (1")	33,7	115	18	40	46	2,6	4	6	68	85	2	14	4	M12	1	1	11,77
415032016I		32 - (1"1/4)	42,4	140	18	42	56	2,6	6	6	78	100	2	18	4	M16	2	1	14,45
415040016I		40 - (1"1/2)	48,3	150	18	45	64	2,6	6	7	88	110	3	18	4	M16	2	1	14,59
415050016I	PN10=16	50 - (2")	60,3	165	18	45	74	2,9	6	8	102	125	3	18	4	M16	2,5	1	15,97
415065016I		65 - (2"1/2)	76,1	185	18	45	92	2,9	6	10	122	145	3	18	8	M16	3	1	19,12
415080016I		80 - (3")	88,9	200	20	50	105	3,2	6	10	138	160	3	18	8	M16	3,7	1	24,74
415100016I		100 - (4")	114,3	220	20	52	131	3,6	8	12	158	180	3	18	8	M16	4,6	1	30,49
415125016I		125 - (5")	139,7	250	22	55	156	4	8	12	188	210	3	18	8	M16	6,3	1	41,58
415150016I	PN10	150 - (6")	168,3	285	22	55	184	4,5	10	12	212	240	3	22	8	M20	7,7	1	51,54
414200010I		200 - (8")	219,1	340	24	62	234	6,3	10	16	268	295	3	22	8	M20	11,5	1	76,56
414250010I		250 - (10")	273	395	26	68	292	6,3	12	16	320	350	3	22	12	M20	15,5	1	104,27
414300010I		300 - (12")	323,9	445	26	68	342	7,1	12	16	370	400	4	22	12	M20	18	1	120,76

R 30 31



415 IMPORT

FLANGIA A COLLARINO

- WELDING NECK FLANGE
- VORSCHWEISS-FLANSCH
- BRIDE COLLERETTE
- BRIDA CUELLO

PN 16

MATERIAL: P250GH / C22.8
NORM: EN 1092-1-11 tipo/type "B1"

CODE	PN	Pipe		Flange											Bolts		kg	box	€
		DN	A mm	D mm	C2 mm	H2 mm	N1 mm	S mm	R1 mm	H3 mm	d1 mm	K mm	f1 mm	L mm	Nº	Thr.			
415025016I	PN10=40	25 - (1")	33,7	115	18	40	46	2,6	4	6	68	85	2	14	4	M12	1	1	11,77
415032016I		32 - (1"1/4)	42,4	140	18	42	56	2,6	6	6	78	100	2	18	4	M16	2	1	14,45
415040016I		40 - (1"1/2)	48,3	150	18	45	64	2,6	6	7	88	110	3	18	4	M16	2	1	14,59
415050016I	PN10=16	50 - (2")	60,3	165	18	45	74	2,9	6	8	102	125	3	18	4	M16	2,5	1	15,97
415065016I		65 - (2"1/2)	76,1	185	18	45	92	2,9	6	10	122	145	3	18	8	M16	3	1	19,12
415080016I		80 - (3")	88,9	200	20	50	105	3,2	6	10	138	160	3	18	8	M16	3,7	1	24,74
415100016I		100 - (4")	114,3	220	20	52	131	3,6	8	12	158	180	3	18	8	M16	4,6	1	30,49
415125016I		125 - (5")	139,7	250	22	55	156	4	8	12	188	210	3	18	8	M16	6,3	1	41,58
415150016I	PN16	150 - (6")	168,3	285	22	55	184	4,5	10	12	212	240	3	22	8	M20	7,7	1	51,54
415200016I		200 - (8")	219,1	340	24	62	235	6,3	10	16	268	295	3	22	12	M20	11	1	77,33
415250016I		250 - (10")	273	405	26	70	292	6,3	12	16	320	355	3	26	12	M24	15,6	1	110,20
415300016I		300 - (12")	323,9	460	28	78	344	7,1	12	16	378	410	4	26	12	M24	22	1	145,84

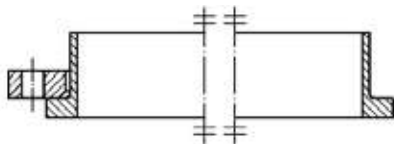
TIPI DI FLANGE / FLANGE TYPES - NORMA / NORM EN 1092-1



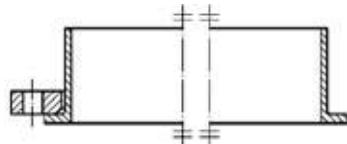
Type 01: Flangia a piastra (piana) da saldare
Plate flange for welding



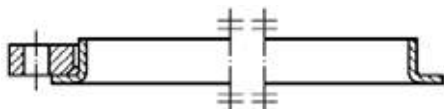
Type 02: Flangia libera piana con collarino a saldare o con estremità tubo a sovrapposizione
Loose plate flange with weld-on collar or lapped pipe end



Type 02: Flangia libera piana con colletto ad anello a saldare
Loose plate flange with weld ring neck



Type 02: Flangia libera piana con anello stampato a collo lungo
Loose plate flange with pressed collar with long neck




Type 02: Flangia libera piana con collarino stampato
Loose plate flange with pressed collar



Type 04: Flangia a piastra mobile con colletto a saldare su collare
Loose plate flange with weld-neck collar



Type 05: Flangia cieca / Blind flange



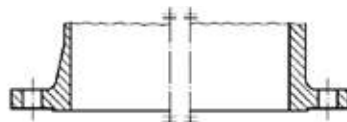
Type 11: Flangia a collarino da saldare / Weld-neck flange



Type 12: Flangia con collare e manicotto, da saldare
Hubbed slip-on flange for welding



Type 13: Flangia con manicotto filettato
Hubbed threaded flange



Type 21: Flangia monoblocco / Integral flange

TIPI DI SEDE FLANGE / FLANGE FACING TYPES - NORMA / NORM EN 1092-1



Tipo / type A
Superficie di tenuta piatta
Flat face



Tipo / type B
Tenuta a gradino (B1 e B2)
Raised face (B1 and B2)



Tipo / type C
A linguetta
Tongue



Tipo / type D
A scanalatura
Groove



Tipo / type E
A imboccatura
Spigot



Tipo / type F
Incassata
Recess

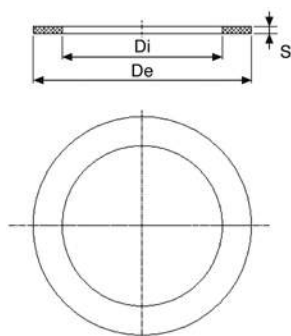


Tipo / type G
A imboccatura con anello toroidale
O-ring spigot





Tipo / type H
A scanalatura con anello toroidale
O-ring groove

R 30 30

**434/PN 6****GUARNIZIONE ECOLOGICA PER FLANGE**

- GASKET FOR FLANGE
- FLANSCHDICHTUNG
- JOINT POUR BRIDE
- JUNTA ECOLOGICA PARA BRIDA

MATERIAL: Sesalit Eco**NORM:** EN 1092-1**PN 6**

CODE	DN	De mm	Di mm	S mm			€
434015006	15 - (1/2")	44	20	2	4	10	0,50
434020006	20 - (3/4")	54	25	2	6	10	0,74
434025006	25 - (1")	64	30	2	9	10	1,02
434032006	32 - (1 1/4")	75	38	2	11	10	1,38
434040006	40 - (1 1/2")	85	45	2	14	10	1,79
434050006	50 - (2")	95	57	2	15	10	2,72
434065006	65 - (2 1/2")	115	76	2	19	10	3,74
434080006	80 - (3")	132	89	2	26	10	4,45
434100006	100 - (4")	152	108	2	29	10	5,27
434125006	125 - (5")	182	133	2	41	10	7,31
434150006	150 - (6")	207	160	2	38	10	8,32
434200006	200 - (8")	262	218	2	58	10	12,99
434250006	250 - (10")	317	273	2	78	10	17,31
434300006	300 - (12")	373	318	2	113	10	18,69

Sesalit ECO: fibre organiche e sintetiche legate con gomma NBR/SBR esente amianto**IMPIEGHI:** Acqua calda e fredda, olii vegetali ed animali, aria, alcuni carburanti (no GAS)**LIMITI DI TEMPERATURA ORIENTATIVI**

Temperatura massima per brevi esposizioni: 180°-200° C

Temperatura massima di esercizio continuo per fluidi non aggressivi: 140° C

Temperatura massima di esercizio continuo con vapore: 110° C

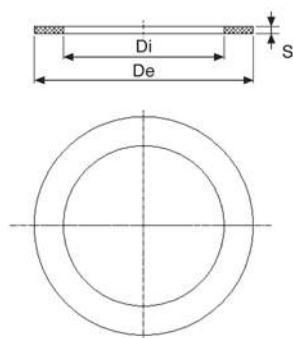
OMOLOGAZIONI: acqua potabile WRAS n° 1605525**Sesalit ECO:** organic and synthetic fibers bonded with NBR/SBR asbestos-free**USES:** hot and cold water, vegetable and animal oils, air, some fuels (no GAS)**GUIDELINE TEMPERATURE LIMITS**

Maximum temperature for short exposure: 180°-200° C

Maximum operating temperature for continuous non-aggressive fluids: 140° C

Maximum temperature for continuous operation with steam: 110° C

APPROVAL: potable water WRAS n° 1605525


**PN
10/16**



434/PN 10/16

GUARNIZIONE ECOLOGICA PER FLANGE

- GASKET FOR FLANGE
- FLANSCHDICHTUNG
- JOINT POUR BRIDE
- JUNTA ECOLOGICA PARA BRIDA

MATERIAL: Sesalit Eco

NORM: EN 1092-1

CODE	DN	De mm	Di mm	S mm			€
434015000	15 - [1/2"]	50	20	2	6	10	0,50
434020000	20 - [3/4"]	60	25	2	8	10	0,72
434025000	25 - [1"]	70	30	2	10	10	1,01
434032000	32 - [1 1/4"]	82	38	2	14	10	1,38
434040000	40 - [1 1/2"]	92	45	2	17	10	1,79
434050000	50 - [2"]	108	57	2	22	10	2,70
434065000	65 - [2 1/2"]	127	76	2	27	10	3,72
434080000	80 - [3"]	142	89	2	30	10	4,41
434100000	100 - [4"]	162	108	2	38	10	5,06
434125000	125 - [5"]	192	140	2	44	10	7,10
434150000	150 - [6"]	218	169	2	55	10	8,10
434200000	200 - [8"]	273	218	2	71	10	12,55
434250000	250 - [10"]	328	273	2	91	10	16,87
434300000	300 - [12"]	378	318	2	137	10	18,32
434350000	350 - [14"]	438	368	2	162	10	24,90
434400000	400 - [16"]	490	420	2	180	10	31,10

Sesalit ECO: fibre organiche e sintetiche legate con gomma NBR/SBR esente amianto

IMPIEGHI: Acqua calda e fredda, olii vegetali ed animali, aria, alcuni carburanti (no GAS)

LIMITI DI TEMPERATURA ORIENTATIVI

Temperatura massima per brevi esposizioni: 180°-200° C

Temperatura massima di esercizio continuo per fluidi non aggressivi: 140° C

Temperatura massima di esercizio continuo con vapore: 110° C

OMOLOGAZIONI: acqua potabile WRAS n° 1605525

Sesalit ECO: organic and synthetic fibers bonded with NBR/SBR asbestos-free

USES: hot and cold water, vegetable and animal oils, air, some fuels (no GAS)

GUIDELINE TEMPERATURE LIMITS

Maximum temperature for short exposure: 180°-200° C

Maximum operating temperature for continuous non-aggressive fluids: 140° C

Maximum temperature for continuous operation with steam: 110° C

APPROVAL: potable water WRAS n° 1605525






435/000

BULLONE E DADO ZINCATI PER FLANGIA

- GALVANISED HEXAGONAL BOLT AND NUT FOR FLANGE
- SCHRAUBEN UND MUTTEN VERZINKT FÜR FLANSCH
- BOULON D'ASSEMBLAGE GALVANISÉ À TÊTE HEXAGONALE POUR BRIDE
- TORNILLO Y TUERCA PARA BRIDA

R 30 30

CODE	Measure				€
435012000	M 12 x 50 + dado/nut M 12	70	4	80	1,10
435016000	M 16 x 65 + dado/nut M 16	154	4	40	2,25
435020000	M 20 x 80 + dado/nut M 20	300	4	24	4,03
435024000	M 24 x 100 + dado/nut M 24	610	4	24	7,59

BULLONI PER FLANGE / BOLTS AND NUTS FOR FLANGES

DN	DN inch	PN6		PN10		PN16		PN25		PN40	
		viti	N° pezzi	viti	N° pezzi	viti	N° pezzi	viti	N° pezzi	viti	N° pezzi
15	1/2"	M10x45	4	M12x50	4	M12x50	4	M12x50	4	M12x50	4
20	3/4"	M10x45	4	M12x50	4	M12x50	4	M12x50	4	M12x50	4
25	1"	M10x45	4	M12x50	4	M12x50	4	M12x50	4	M12x50	4
32	1" 1/4	M12x50	4	M16x65	4	M16x65	4	M16x65	4	M16x65	4
40	1" 1/2	M12x50	4	M16x65	4	M16x65	4	M16x65	4	M16x65	4
50	2"	M12x50	4	M16x65	4	M16x65	4	M16x65	4	M16x65	4
65	2" 1/2	M12x50	4	M16x65	8	M16x65	8	M16x65	8	M16x65	8
80	3"	M16x65	4	M16x65	8	M16x65	8	M16x65	8	M16x65	8
100	4"	M16x65	4	M16x65	8	M16x65	8	M20x80	8	M20x80	8
125	5"	M16x65	8	M16x65	8	M16x65	8	M24x100	8	M24x100	8
150	6"	M16x65	8	M20x80	8	M20x80	8	M24x100	8	M24x100	8
200	8"	M16x65	8	M20x80	8	M20x80	12	M24x100	12	M27x100	12



NOTE

M10x45 - M27x100 = Non presenti in assortimento. / Absent on product range.

**224****NASTRO PTFE SPESSORE 0,075 MM**

- PTFE TAPE
- TEFLONBAND
- ROULEAU DE TEFLON
- CINTA DE TEFLON

R 40 42

CODE	Measure	Thickness mm			€
224102010	Ø 1/2" x 10 m	0,075	10	200	0,49
224102012	Ø 1/2" x 12 m	0,075	10	200	0,53
224304012	Ø 3/4" x 12 m	0,075	14	100	0,97
224304050	Ø 3/4" x 50 m	0,075	42	50	3,62
224100050	Ø 1" x 50 m	0,075	68	50	4,58



Tolleranze dimensionali: lunghezza +/- 5% larghezza +/- 0,5 mm spessore +/- 0,015 mm densità +/- 5%
 Temperatura di utilizzo: da 4° a 260° C Stabilità: fino alla temperatura di 260° C

Dimensional tolerances: length +/- 5% width +/- 0,5 mm +/- 0,015 mm thickness Density +/- 5%
 Temperature range: 4° to 260° C Stability: up to 260° C

**224 GAS****NASTRO PTFE GAS SPESSORE 0,2 MM**

- PTFE GAS TAPE
- TEFLONBAND GAS
- ROULEAU DE TEFLON GAS
- CINTA DE TEFLON GAS

R 40 42

CODE	Measure	Thickness mm			€
224102200	Ø 1/2" x 12 m	0,2	26	100	2,23



TOLLERANZE DIMENSIONALI: lunghezza +/- 5% larghezza +/- 0,5 mm spessore +/- 0,015 mm densità +/- 5%
TEMPERATURA DI UTILIZZO: da 4° a 260° C Stabilità: fino alla temperatura di 260° C

DIMENSIONAL TOLERANCES: length +/- 5% width +/- 0,5 mm +/- 0,015 mm thickness Density +/- 5%
TEMPERATURE RANGE: 4° to 260° C Stability: up to 260° C

**224 GAS 15****NASTRO PTFE GAS SPESSORE 0,2 MM**

- PTFE GAS TAPE
- TEFLONBAND GAS
- ROULEAU DE TEFLON GAS
- CINTA DE TEFLON GAS

R 40 42

CODE	Measure	Thickness mm			€
224304201	Ø 3/4" x 15 m	0,2	48	10	3,61

TOLLERANZE DIMENSIONALI: lunghezza +/- 5% larghezza +/- 0,5 mm spessore +/- 0,015 mm densità +/- 5%
TEMPERATURA DI UTILIZZO: da 4° a 260° C Stabilità: fino alla temperatura di 260° C

DIMENSIONAL TOLERANCES: length +/- 5% width +/- 0,5 mm +/- 0,015 mm thickness Density +/- 5%
TEMPERATURE RANGE: 4° to 260° C Stability: up to 260° C



R 40 41

227

CANAPA EXTRA FINE BIANCA

- HEMP
- HANF
- FILASSE
- CAÑAMO



CODE	Description			€/Kg
227000000	Balla da 50 Kg - Bale of 50 Kg	50	1	12,22
227100000	Imballo in sacchetti da 1 kg - Bag of 1 Kg	5	1	16,50
227250000	Imballo in sacchetti da 250 gr - Bag of 250 gr	5	1	17,55

La canapa è un prodotto naturale e non sono presenti materie chimiche nel processo di produzione e trattamento.

Fasi di produzione: dopo la coltivazione del lino, viene macerato e diviene lino gramolato che, attraverso la macchina pettinatrice, viene manualmente trasformato in canapa senza alcuna aggiunta chimica.

Hemp its a natural product and there is not chemical materials in the process of the production and treatment.

Production steps: after cultivation flax is macerated, becoming rippled flax, which through the hacking machine is manually transformed into hemp without addition of chemical materials.



R 40 43

228

PASTA VERDE

- GREEN PASTE
- GRÜNE PASTE
- PÂTE VERTE
- PASTA VERDE



CODE	Description			€
228000000	Pasta verde - green paste	554	36	2,99
228000001	Pasta Verde per Gas - Green paste for gas	474	36	4,24

IMPIEGHI

Mastice in pasta per la sigillatura di giunti e raccordi filettati delle condotte di acqua fredda e calda, gas, aria. Non indicato per GPL. Mastice di elevata qualità da usare con canapa non è tossico, non secca, durevolmente morbido, ottima aderenza su filettature bagnate e unte, giunzioni svitabili in ogni momento.

Temperatura utilizzo: -20°C ÷ 70°C Gas -20°C ÷ 90°C Acqua

MODALITA' DI APPLICAZIONE

1. Rimuovere olio, grasso, sporco e oli da taglio residui dalle filettature.
2. Applicare la canapa sulla filettatura di un tubo avvolgendola secondo il senso di avvitamento.
3. Stendere un velo di pasta col dito, spalmandola sempre nel senso della filettatura e facendo in modo che essa incorpori la canapa e la mantenga senza sfilacciature.

Il suo compito è quello di creare, insieme alla canapa, durante l'avvitatura del tubo, una barriera sigillante contro le fughe di acqua o del fluido che è destinato a scorrere nel tubo. Il tutto preservando i raccordi dalla ruggine, dall'invecchiamento, rendendoli facilmente smontabili.

APPLICATIONS

Mastic paste for sealing joints and threaded connections of cold and hot water pipes, gas, air. Not suitable for LPG. Mastic of high quality to be used with hems is non-toxic, non-drying, permanently soft, good grip on wet and greasy thread, joints unscrewed at any time.

Temperature: -20°C ÷ 70°C Gas -20°C ÷ 90°C water

IMPLEMENTING RULES

1. Remove oil, grease, dirt and oils and cutting debris from the threads.
 2. Apply the hemp on the tube thread by wrapping it along the direction of screwing.
 3. Spread a thin layer of dough with a finger, spalmandola always in the direction of the thread, and making sure that it incorporates hemp and keep lint.
- Its use is to create, together with hemp, during tightening of the tube, a barrier sealant against leaks of water or fluid that cross into the tube. All to save the fittings from rusting, aging, making them easily removable.





229

SIGILLANTE ANAEROBICO

- ANAEROBIC ADHESIVE
- ANAEROBE DICHTUNG
- SCELLAGE D'ÉTANCHEITÉ
- SELLANTE ANAEROBICO

NOTE: Omologazione DVGW

CODE	Quantity			€
229000050	50 ml	74	10	8,17
229000100	100 ml	130	10	10,54

DESCRIZIONE DEL PRODOTTO

Selon 616 è un prodotto anaerobico monocomponente adatto alla sigillatura di parti filettate e piane in impianti civili ed industriali di acqua, aria, gas, gasolio, GPL, ecc. il prodotto è conforme alla norma DIN EN 751-1. Può essere impiegato su raccordi fino a 2" con filettature a norma. Il prodotto polimerizza spontaneamente quando si trova in assenza d'aria all'interno di superfici metalliche. SIGILLANTE DI MEDIA RESISTENZA. MOLTISSIME AREE DI UTILIZZO; ARIA, GAS, ACQUA. RAPIDO ANCHE ALLE BASSE TEMPERATURE. MOLOGATLO DVGW - CERTIFICAZIONE NR NG-5146BM0328

CARATTERISTICHE DEL PRODOTTO LIQUIDO

NATURA: Resina metacrilica anaerobica
 COLORE: Blu
 VISCOSITA' 25°C: 30.000-60.000 mPa.s
 PESO SPECIFICO (g/ml): 1,07
 INFIAMMABILITÀ: >100°C
 Conservazione del prodotto: Luogo fresco e asciutto
 Stabilità a magazzino: 16 mesi a temperatura +5°C e +28°C.

PRESTAZIONI DEL PRODOTTO POLIMERIZZATO

Velocità di reazione - blocco alla mano: 10-15 minuti
 Coppia di svitamento Iniziale ISO-10964: 20-28 N.m
 Coppia di svitamento Residua ISO-10964: 10-15 N.m
 Indurimento funzionale: 3-6 ore
 Indurimento finale: 12-24 ore
 Temperatura di esercizio: -50°C +150°C
 Gioco max diametrale: 0,30 mm

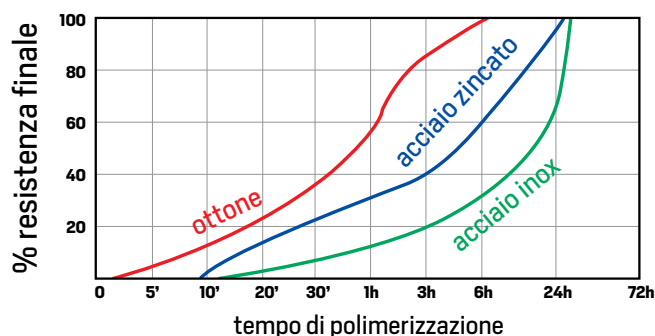
INFORMAZIONI SULLA POLIMERIZZAZIONE

La velocità di polimerizzazione è influenzata da due fattori principali: natura dei materiali, temperatura alla quale avviene la reazione. Il grafico seguente dimostra il comportamento del prodotto su alcuni tipi di metallo. Le prove sono state condotte utilizzando viti M10 e valvole secondo le norme ISO 10964. La temperatura ambientale influenza la velocità di reazione. La temperatura ideale di polimerizzazione è compresa tra 20°C e 25°C. Temperature comprese tra i 5°C e i 20°C rallentano la reazione, temperature superiori la velocizzano.

RESISTENZA AI PRODOTTI CHIMICI

Metodo di prova ISO 10964 (testato a 22°C).
 Coppia di svitamento % valutata dopo immersione.

	T °C	100 h	500 h	1000 h
Acqua/Glicole	85	110	110	105
Liquido per freni	22	100	100	100
Olio motore	125	105	110	110
Acetone	22	105	100	105
Benzina	22	105	105	105

**ISTRUZIONI PER UN CORRETTO UTILIZZO**

Questo prodotto non è adatto per accoppiamenti metallo-plastica e in circuiti d'ossigeno nonché per la sigillatura di impianti con prodotti basici o acidi fortemente ossidanti. Utilizzare su filettature metalliche a norma pulite e sgrassate. Applicare il prodotto sui primi giri di filetto maschio e mezzo giro sulla femmina. E' fondamentale serrare a fondo. Una chiusura blanda e superficiale può causare perdite nel tempo. Non aprire né orientare i giunti dopo il serraggio. Prima di mettere in funzione l'impianto attendere 24 ore per consentire la completa polimerizzazione del sigillante. In caso di montaggio in serie si consiglia di bloccare con un giratubi la giunzione precedente onde evitare la rottura del film in fase di formazione. Su superfici metalliche passivate utilizzare il prodotto in combinazione all'attivatore SELON 7300. Consultare la scheda di sicurezza prima dell'uso.

INFORMAZIONI GENERALI

I dati contenuti in questo documento sono forniti a titolo informativo ma non costituiscono specifica di fornitura anche se sono considerati affidabili in quanto prodotti nei nostri laboratori. Non possiamo assumerci la responsabilità di risultati ottenuti da terzi dove i metodi di lavoro non sono sotto il nostro diretto controllo. È responsabilità dell'utilizzatore verificare la validità delle caratteristiche del prodotto in relazione alle sue necessità produttive e di adottare tutte le necessarie misure per la protezione delle persone e delle cose dalle situazioni che si possono verificare con la messa in opera del prodotto.

PRODUCT DESCRIPTION

SELON 616 is an anaerobic single component product suitable to seal metal threaded joints in according to din standard up to 2' against water, compressed air, gas, gasoline, GPL, in private and industrial plants. The product cures spontaneously and rapidly when confined in absence of air between close metal surfaces. SELON 616 complies with EN 751-1 for gas and hot water approved. Tixotropic product with middle mechanical strength for lock and seal threaded metal parts and smooth pairings.

APPROVED FOR GAS BY DVGW (GERMANY) EN751-1. APPROVAL NR NG 5146BSM0328

PROPERTIES OF UNCURED MATERIAL

NATURE: Methacrylic Anaerobic Resin

COLOR: Blue

VISCOSITY 25°C: 30.000-60.000 mPa.s

SPECIFIC GRAVITY (g/ml): 1,07

FLASH POINT: >100°C

PRODUCT STORAGE: Cool and dry place

SHELF LIFE: 16 months at temperature +5 °C to +28 °C.

FEAUTES OF CURED PRODUCT

HANDLING CURE TIME 10-15 minutes

BREAKAWAY TORQUE ISO-10964: 15-20 N.m

PREVAILING TORQUE ISO-10964: 10-15 N.m

FUNCTIONAL CURE TIME: 3-6 hours

FULL CURE TIME: 12-24 hours

TEMPERATURE RANGE: -50°C +150°C

MAX GAP FILL: 0,30 mm

POLIMERIZATION INFORMATIONS

Curing time depend on main factors: kind of metals and gap fill dimension.

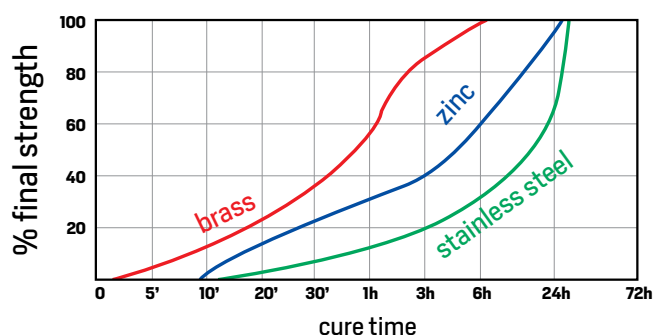
The graph below shows the strength developed with time on some kind of metal. The different materials have been tested according to ISO 10964. The right temperature range of cure is from +20°C to +25°C. Low temperature from +5°C to +20°C increase curing time, higher temperature reduce polymerization time.

CHEMICAL RESISTANCE

Test method ISO 10964 (tested at 22°C)

Breakaway torque % after immersion.

	T °C	100 h	500 h	1000 h
Water/Glycol	85	110	110	105
Brake Fluid	22	100	100	100
Motor Oil	125	105	110	110
Acetone	22	105	100	105
Gasoline	22	105	105	105



INSTRUCTION FOR USE

This product is not suitable for metal-plastic couplings and oxygen facilities as well as for the sealing of basic products or systems with strong oxidizing acids. Use only on standard metal threads. Surface must be clean and free of grease. Apply product to fill completely the gap (male and female parts), assemble parts and shut completely. A bland or superficial closure may cause leaks over time. Don't after tightening. Before operating the system to wait 24 hours to allow complete curing time of Selon sealant. In the case of series, locking the joint with a pipe wrench to avoid breaking the previous film in its formative stages. In case of passive surfaces and/or low temperature a fast cure can be obtained using Selon 7300 activator. Consult the MSDS before use.

GENERAL INFORMATION

The data contained in this document are provided for information purposes but are not specific supply even if they are considered as reliable products in our laboratories. We can not take responsibility for results obtained by others where the methods of work are not under our direct control. It is your responsibility to verify the validity of the product characteristics in relation to its production needs and to take all necessary measures for the protection of people and things from the situations that may occur with the implementation of the product.



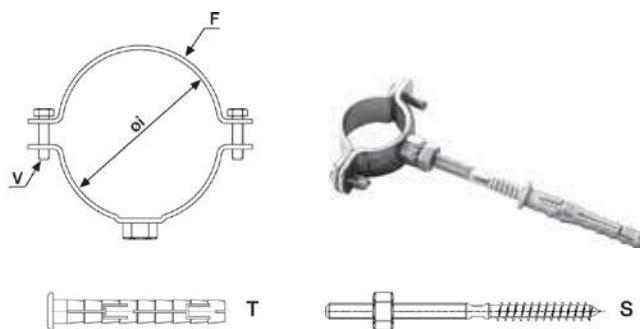
Collari e sistemi di fissaggio

BRACKETS FOR PIPE SUPPORTS AND FIXING SYSTEMS

ROHSCELLEN UND ROHRBEFESTIGUNGEN SYSTEME

COLLIERS DE FIXATION POUR TUBES

BRAZADERAS Y SISTEMAS DE FIJACION







255

COLLARE FISSAGGIO TUBO CON DADO PUNTATO

- COLLAR FOR PIPE CLAMPING-SPOT WELDED NUT
- SCHELLE FÜR ROHRBEFESTIGUNG MIT PUNKTGESCHWEISSTE MUTTER
- COLLIER DE FIXATION POUR TUBE-ECROU SOUDE PAR POINTS
- ABRAZADERA FIJACIÓN TUBO-TUERCA SOLDADA POR PUNTOS

MATERIAL: St. W 24

NOTE: dado saldato con puntatura elettrica
spot welded nut

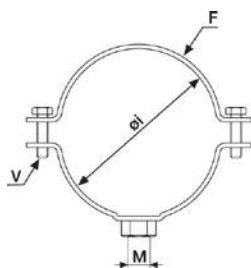
CODE	DN inch	Øi mm	F lg x sp mm	V mm	S mm	T mm					€
255308000	3/8"	16-18	20 x 2,5	M 6 x 20	M 8 x 100	10 x 70	92	2	100*	5600	0,84
255102000	1/2"	20-22	20 x 2,5	M 6 x 20	M 8 x 100	10 x 70	98	2	100*	5600	0,83
255304000	3/4"	25-28	20 x 2,5	M 6 x 20	M 8 x 100	10 x 70	107	2	100*	5600	0,87
255100000	1"	31-35	20 x 2,5	M 6 x 20	M 8 x 100	10 x 70	116	2	50*	2800	0,92
255114000	1 1/4"	39-43	20 x 2,5	M 6 x 20	M 8 x 100	10 x 70	128	2	50*	2800	1,05
255112000	1 1/2"	45-48,5	20 x 2,5	M 6 x 20	M 8 x 100	10 x 70	150	2	50*	2800	1,10
255200000	2"	58-61	20 x 2,5	M 6 x 20	M 8 x 100	10 x 70	156	2	50*	2800	1,23
255212000	2 1/2"	73-76,5	30 x 2,5	M 6 x 20	M 10 x 120	14 x 70	180	2	20*	1920	2,43
255300000	3"	86-89	30 x 2,5	M 6 x 20	M 10 x 120	14 x 70	198	2	20*	1120	2,73
255400000	4"	110-115	30 x 2,5	M 6 x 20	M 10 x 120	14 x 70	240	2	20*	1120	3,02
255500000	5"	139-143	30 x 2,5	M 6 x 20	M 10 x 120	14 x 70	310	2	10*	560	4,76
255600000	6"	166-170	30 x 2,5	M 6 x 20	M 10 x 120	14 x 70	360	2	10*	560	5,60
255800000	8"	217-221	30 x 2,5	M 6 x 20	M 10 x 120	14 x 70	440	2	10*	560	7,04

Vite ferro-legno: M 8 x 100 mm cod. 216008100 - M 10 x 120 mm cod. 216010120 Tassello: 10 x 70 mm cod. 252100700 - 14 x 70 mm cod. 252140700

Bolt-wood screw: M 8 x 100 mm cod. 216008100 - M 10 x 120 mm cod. 216010120 Plug: 10 x 70 mm cod. 252100700 - 14 x 70 mm cod. 252140700

[*] unità minima di vendita/minimum selling quantity

Y 20 22







251

COLLARE FISSAGGIO TUBO SENZA TASSELLO E VITE FERRO-LEGNO, DADO PUNTATO

- COLLAR FOR PIPE CLAMPING WITHOUT DOWEL & WOOD-IRON SCREW
- SCHELLE FÜR ROHRBEFESTIGUNG OHNE DUBEL UND EISEN-HOLZSCHRAUBE
- COLLIER DE FIXATION POUR TUBE SANS CHEVILLE ET VIS FER-BOIS
- ABRAZADERA FIJACIÓN TUBO SIN TACO NI TORNILLO

MATERIAL: St. W 24

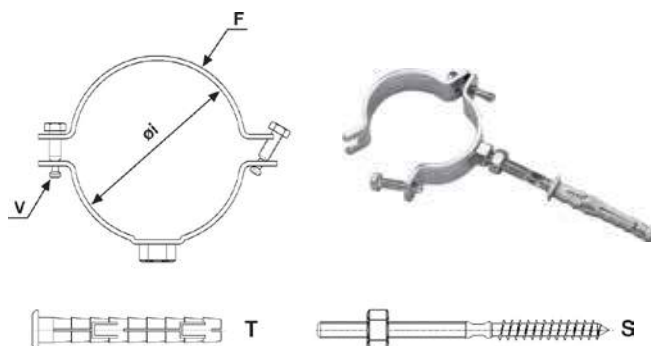
NOTE: dado saldato con puntatura elettrica
spot welded nut

CODE	DN inch	Øi mm	F lg x sp mm	V mm	M					€
251308000	3/8"	16-18	20 x 2,5	M 6 x 20	M 8	65	2	100*	5600	0,76
251102000	1/2"	20-22	20 x 2,5	M 6 x 20	M 8	70	2	100*	5600	0,76
251304000	3/4"	25-28	20 x 2,5	M 6 x 20	M 8	80	2	100*	5600	0,78
251100000	1"	31-35	20 x 2,5	M 6 x 20	M 8	90	2	100*	5600	0,79
251114000	1"1/4	39-43	20 x 2,5	M 6 x 20	M 8	84	2	50*	2800	0,87
251112000	1"1/2	45-48,5	20 x 2,5	M 6 x 20	M 8	110	2	50*	2800	0,91
251200000	2"	58-61	20 x 2,5	M 6 x 20	M 8	120	2	50*	2800	1,01
251212000	2"1/2	73-76,5	30 x 2,5	M 6 x 20	M 10	140	2	20*	1920	1,93
251300000	3"	86-89	30 x 2,5	M 6 x 20	M 10	160	2	20*	1120	2,03
251400000	4"	110-115	30 x 2,5	M 6 x 20	M 10	305	2	20*	1120	2,31
251500000	5"	139-143	30 x 2,5	M 6 x 20	M 10	305	2	10*	560	4,22
251600000	6"	166-170	30 x 2,5	M 6 x 20	M 10	355	2	10*	560	4,94
251800000	8"	217-221	30 x 2,5	M 6 x 20	M 10	435	2	10*	560	6,21

Vite ferro-legno: M 8 x 100 mm cod. 216008100 - M 10 x 120 mm cod. 216010120 Tassello: 10 x 70 mm cod. 252100700 - 14 x 70 mm cod. 252140700
Bolt-wood screw: M 8 x 100 mm cod. 216008100 - M 10 x 120 mm cod. 216010120 Plug: 10 x 70 mm cod. 252100700 - 14 x 70 mm cod. 252140700
(*) unità minima di vendita/minimum selling quantity

COLLARI / COLLARS PRATI^{KO}

Y 20 21







355

COLLARE CON SGANCIO, DADO PUNTATO

- COLLAR FOR PIPE CLAMPING-SPOT WELDED NUT
- SCHELLE FÜR ROHRBEFESTIGUNGSPUNKTGESCHWEISSTE MUTTER
- COLLIER DE FIXATION POUR TUBE-ECROU SOUDE PAR POINTS
- ABRAZADERA FIJACIÓN TUBO-TUERCA SOLDADA POR PUNTOS

MATERIAL: St. W 24

NOTE: dado saldato con puntatura elettrica
spot welded nut

CODE	DN inch	Øi mm	F lg x sp mm	V mm	S mm	T mm					€
355308000	3/8"	16-18	20 x 2,5	M 6 x 20	M 8 x 100	10 x 70	95	2	100*	5600	0,86
355102000	1/2"	20-22	20 x 2,5	M 6 x 20	M 8 x 100	10 x 70	98	2	100*	5600	0,84
355304000	3/4"	25-28	20 x 2,5	M 6 x 25	M 8 x 100	10 x 70	100	2	100*	5600	0,88
355100000	1"	31-35	20 x 2,5	M 6 x 25	M 8 x 100	10 x 70	110	2	50*	2800	0,95
355114000	1 1/4"	39-43	20 x 2,5	M 6 x 25	M 8 x 100	10 x 70	121	2	50*	2800	1,06
355112000	1 1/2"	45-48,5	20 x 2,5	M 6 x 25	M 8 x 100	10 x 70	128	2	50*	2800	1,12
355054000	Ø 54	52-56	20 x 2,5	M 6 x 25	M 8 x 100	10 x 70	130	2	50*	2800	1,20
355200000	2"	58-61	20 x 2,5	M 6 x 25	M 8 x 100	10 x 70	133	2	50*	2800	1,24
355212000	2 1/2"	73-76,5	30 x 2,5	M 6 x 25	M 10 x 120	14 x 70	261	2	20*	1920	2,44
355300000	3"	86-89	30 x 2,5	M 6 x 25	M 10 x 120	14 x 70	288	2	20*	1120	2,74
355108000	Ø 108	106-110	30 x 2,5	M 6 x 25	M 10 x 120	14 x 70	305	2	20*	1120	3,03
355400000	4"	110-115	30 x 2,5	M 6 x 25	M 10 x 120	14 x 70	326	2	20*	1120	3,03

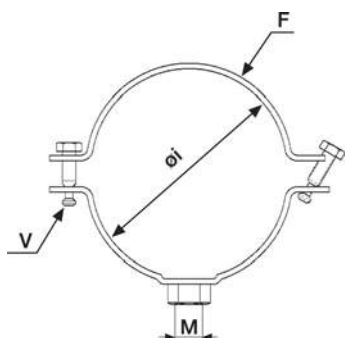
Vite ferro-legno: M 8 x 100 mm cod. 216008100 - M 10 x 120 mm cod. 216010120 Tassello: 10 x 70 mm cod. 252100700 - 14 x 70 mm cod. 252140700

Bolt-wood screw: M 8 x 100 mm cod. 216008100 - M 10 x 120 mm cod. 216010120 Plug: 10 x 70 mm cod. 252100700 - 14 x 70 mm cod. 252140700

(*) unità minima di vendita/minimum selling quantity

COLLARI / COLLARS PRATI^{KO}

Y 20 21



351

COLLARE CON SGANCIO SENZA VITE E TASSELLO, DADO PUNTATO

- COLLAR FOR PIPE CLAMPING WITHOUT DOWEL & WOOD-IRON SCREW
- SCHELLE FÜR ROHRBEFESTIGUNG OHNE DÜBEL UND EISEN-HOLZSCHRAUBE
- COLLIER DE FIXATION POUR TUBE SANS CHEVILLE ET VIS FER-BOIS
- ABRAZADERA FIJACIÓN TUBO SIN TACO NI TORNILLO

MATERIAL: St. W 24

NOTE: dado saldato con puntatura elettrica
spot welded nut

CODE	DN inch	Øi mm	F lg x sp mm	V mm	M					€
351308000	3/8"	16-18	20 x 2,5	M 6 x 20	M 8	63	2	100*	5600	0,77
351102000	1/2"	20-22	20 x 2,5	M 6 x 20	M 8	65	2	100*	5600	0,77
351304000	3/4"	28	20 x 2,5	M 6 x 25	M 8	69	2	100*	5600	0,79
351100000	1"	35	20 x 2,5	M 6 x 25	M 8	78	2	100*	5600	0,80
351114000	1 1/4"	42	20 x 2,5	M 6 x 25	M 8	89	2	50*	2800	0,89
351112000	1 1/2"	45-48,5	20 x 2,5	M 6 x 25	M 8	93	2	50*	2800	0,92
351054000	Ø 54	54	20 x 2,5	M 6 x 25	M 8	100	2	50*	2800	1,00
351200000	2"	58-61	20 x 2,5	M 6 x 25	M 8	108	2	50*	2800	1,03
351212000	2 1/2"	76,1	30 x 2,5	M 6 x 25	M 10	187	2	20*	1920	1,93
351300000	3"	88,9	30 x 2,5	M 6 x 25	M 10	215	2	20*	1120	2,03
351108000	Ø 108	106-110	30 x 2,5	M 6 x 25	M 10	232	2	20*	1120	2,31
351400000	4"	110-115	30 x 2,5	M 6 x 25	M 10	256	2	20*	1120	2,31

Vite ferro-legno: M 8 x 100 mm cod. 216008100 - M 10 x 120 mm cod. 216010120 Tassello: 10 x 70 mm cod. 252100700 - 14 x 70 mm cod. 252140700

Bolt-wood screw: M 8 x 100 mm cod. 216008100 - M 10 x 120 mm cod. 216010120 Plug: 10 x 70 mm cod. 252100700 - 14 x 70 mm cod. 252140700

(*) unità minima di vendita/minimum selling quantity

Y 20 21

216/KIT

KIT VITE FERRO-LEGNO + TASSELLO + DADO

- KIT SCREW + PLUG + BACK NUT
- KIT HOLZSCHRAUBE + DÜBEL + 6-KUNT GEGENMUTTER
- KIT VIS BATTENTE + CHEVILLE + ÉCROU HEXAGONAL
- KIT TORNILLO + TACO + TUERCA HEXAGONAL



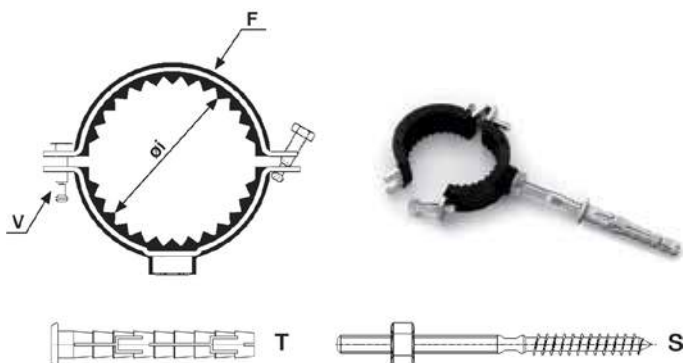
CODE	Plug	Screw	Back nut			€
216008100K	10 x 70	M 8 x 100	M 8	75	200 kit	1,19
216010120K	14 x 70	M 10 x 120	M 10	140	100 kit	1,64

Kit : n° 2 tasselli, n° 2 viti, n° 2 dadi.

Kit : n° 2 plugs, n° 2 screws, n° 2 back nuts.

COLLARI / COLLARS PRATI^{KO}

Y 20 25



355/G

COLLARI CON SGANCIO, DADO PUNTATO E RIVESTIMENTO IN GOMMA

- COLLAR FOR PIPE CLAMPING-SPOT WELDED NUT WITH RUBBER GASKET
- SCHELLE FÜR ROHRBEFESTIGUNG PUNKTGESCHWEISSTE MUTTER MIT GUMMIEINLAGE
- COLLIER DE FIXATION POUR TUBE-ECROU SOUDE PAR POINTS GARNITURE ISOPHONIQUE
- ABRAZADERA FIJACIÓN TUBO-TUERCA SOLDADA-JUNTA DE GOMA

MATERIAL: St. W 24

VULCANIZED RUBBER:

EPDM (-20° C/+120° C)
durezza/hardness 55 ShoreNOTE: dado saldato con puntatura elettrica
spot welded nut

Conforme a
Conform to
Entsprechend
Correspondant
Conforme a la

DIN 4109

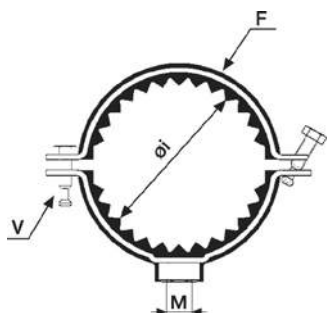
CODE	DN inch	Øi mm	F lg x sp mm	V mm	S mm	T mm					€
355150001	ø15	15-18	20 x 2,5	M 6 x 20	M 8 x 100	10 x 70	104	2	50*	2800	2,44
355308001	3/8"	17-19	20 x 2,5	M 6 x 20	M 8 x 100	10 x 70	100	2	50*	2800	2,41
355102001	1/2"	21-23	20 x 2,5	M 6 x 20	M 8 x 100	10 x 70	115	2	50*	2800	2,41
355304001	3/4"	26,5-28	20 x 2,5	M 6 x 25	M 8 x 100	10 x 70	121	2	50*	2800	2,51
355100001	1"	33-35	20 x 2,5	M 6 x 25	M 8 x 100	10 x 70	137	2	50*	2800	2,87
355114001	1 1/4"	40-45	20 x 2,5	M 6 x 25	M 8 x 100	10 x 70	140	2	50*	2800	3,19
355112001	1 1/2"	48-50	20 x 2,5	M 6 x 25	M 8 x 100	10 x 70	153	2	50*	2800	3,54
355200001	2"	60-63	20 x 2,5	M 6 x 25	M 8 x 100	10 x 70	172	2	20*	1120	3,90
355212001	2 1/2"	71-80	30 x 2,5	M 6 x 25	M 10 x 120	14 x 70	352	2	20*	720	6,19
355300001	3"	81-89	30 x 2,5	M 6 x 25	M 10 x 120	14 x 70	412	2	10*	560	6,83
355312001	3 1/2"	99-103	30 x 2,5	M 6 x 25	M 10 x 120	14 x 70	456	2	10*	560	7,65
355400001	4"	110-117	30 x 2,5	M 6 x 25	M 10 x 120	14 x 70	470	2	10*	560	7,62

Vite ferro-legno: M 8 x 100 mm cod. 216008100 - M 10 x 120 mm cod. 216010120 Tassello: 10 x 70 mm cod. 252100700 - 14 x 70 mm cod. 252140700

Bolt-wood screw: M 8 x 100 mm cod. 216008100 - M 10 x 120 mm cod. 216010120 Plug: 10 x 70 mm cod. 252100700 - 14 x 70 mm cod. 252140700

(*) unità minima di vendita/minimum selling quantity

COLLARI / COLLARS PRATI^{KO}



Conforme a
Conform to
Entsprechend
Correspondant
Conforme a la

DIN 4109

351/G

≤54 Y 20 21

76÷108 Y 20 25

COLLARE CON SGANCIO, RIVESTIMENTO IN GOMMA SENZA VITE E TASSELLO, DADO PUNTATO

- COLLAR FOR PIPE CLAMPING WITH RUBBER GASKET WITHOUT DOWEL & WOOD-IRON SCREW
- SCHELLE FÜR ROHRBEFESTIGUNG MIT GUMMIEINLAGE OHNE DUBEL UND EISEN-HOLZSCHRAUBE
- COLLIER DE FIXATION GARNITURE ISOPHONIQUE SANS CHEVILLE ET VIS FER-BOIS
- ABRAZADERA FIJACIÓN JUNTA DE GOMA SIN TACO NI TORNILLO

MATERIAL: St. W 24

VULCANIZED RUBBER: EPDM [-20° C/+120° C]
durezza/hardness 55 Shore

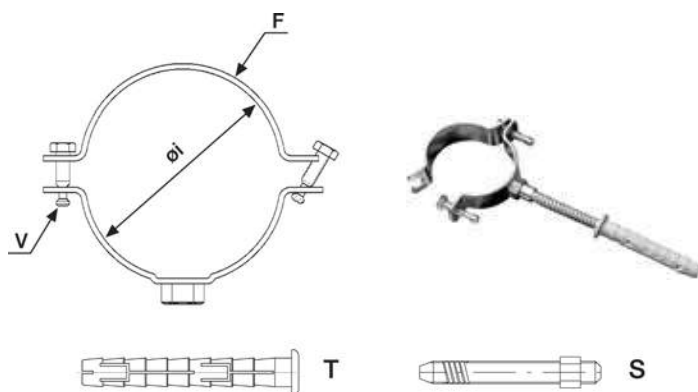
NOTE: dado saldato con puntatura elettrica
spot welded nut

CODE	DN inch	Øi mm	F lg x sp mm	V mm	M					€
351150001	ø 15	15	20 x 2,5	M 6 x 20	M 8	60	2	50*	2800	2,20
351308001	3/8"	17-19	20 x 2,5	M 6 x 20	M 8	69	2	50*	2800	2,14
351102001	1/2"	21-23	20 x 2,5	M 6 x 20	M 8	79	2	50*	2800	2,14
351304001	3/4"	26,5-28	20 x 2,5	M 6 x 25	M 8	88	2	50*	2800	2,33
351100001	1"	33-35	20 x 2,5	M 6 x 25	M 8	105	2	50*	2800	2,75
351114001	1 1/4"	40-45	20 x 2,5	M 6 x 25	M 8	109	2	50*	2800	3,13
351112001	1 1/2"	48-50	20 x 2,5	M 6 x 25	M 8	132	2	50*	2800	3,45
351200001	2"	60-63	20 x 2,5	M 6 x 25	M 8	149	2	20*	1120	3,82
351212001	2 1/2"	71-80	30 x 2,5	M 6 x 25	M 10	282	2	20*	720	6,00
351300001	3"	81-89	30 x 2,5	M 6 x 25	M 10	342	2	10*	560	6,59
351312001	3 1/2"	99-103	30 x 2,5	M 6 x 25	M 10	360	2	10*	560	7,27
351400001	4"	110-117	30 x 2,5	M 6 x 25	M 10	379	2	10*	560	7,47

Vite ferro-legno: M 8 x 100 mm cod. 216008100 - M 10 x 120 mm cod. 216010120 Tassello: 10 x 70 mm cod. 252100700 - 14 x 70 mm cod. 252140700
Bolt-wood screw: M 8 x 100 mm cod. 216008100 - M 10 x 120 mm cod. 216010120 Plug: 10 x 70 mm cod. 252100700 - 14 x 70 mm cod. 252140700
(*) unità minima di vendita/minimum selling quantity

COLLARI / COLLARS **PRATI^{KO}**

Y 2021

**555****COLLARE FISSAGGIO TUBO CON VITE-TASSELLO A BATTENTE**

- COLLAR FOR PIPE CLAMPING-SPOT WELDED NUT
- SCHELLE FÜR ROHRBEFESTIGUNG - PUNKTGESCHWEISSTE MUTTER
- COLLIER DE FIXATION POUR TUBE-ECROU SOUDE PAR POINTS
- ABRAZADERA FIJACIÓN TUBO-TUERCA SOLDADA POR PUNTOS

MATERIAL: St. W 24

NOTE: dado saldato con puntatura elettrica
 vite a battente: per materiali particolarmente compatti, introdurre la vite con avvitamento
 spot welded nut
 hammer screw: for very compact materials, introduce the screw with screwing

CODE	DN inch	Øi mm	F lg x sp mm	V mm	S mm	T mm					€
555308000	3/8"	16-18	20 x 2,5	M 6 x 20	M 8 x 93	10 x 70	95	2	100*	2800	0,91
555102000	1/2"	20-22	20 x 2,5	M 6 x 20	M 8 x 93	10 x 70	98	2	100*	2800	0,89
555304000	3/4"	25-28	20 x 2,5	M 6 x 25	M 8 x 93	10 x 70	100	2	100*	2800	0,97
555100000	1"	31-35	20 x 2,5	M 6 x 25	M 8 x 93	10 x 70	110	2	50*	2800	1,01
555114000	1"1/4	39-43	20 x 2,5	M 6 x 25	M 8 x 93	10 x 70	121	2	50*	2800	1,12
555112000	1"1/2	45-48,5	20 x 2,5	M 6 x 25	M 8 x 93	10 x 70	128	2	50*	2800	1,18
555200000	2"	58-61	20 x 2,5	M 6 x 25	M 8 x 93	10 x 70	133	2	50*	2800	1,28
555212000	2"1/2	73-76,5	30 x 2,5	M 6 x 25	M 10 x 90	14 x 70	180	2	20*	1120	2,59
555300000	3"	86-89	30 x 2,5	M 6 x 25	M 10 x 90	14 x 70	198	2	20*	720	2,92
555400000	4"	110-115	30 x 2,5	M 6 x 25	M 10 x 90	14 x 70	240	2	20*	560	3,32

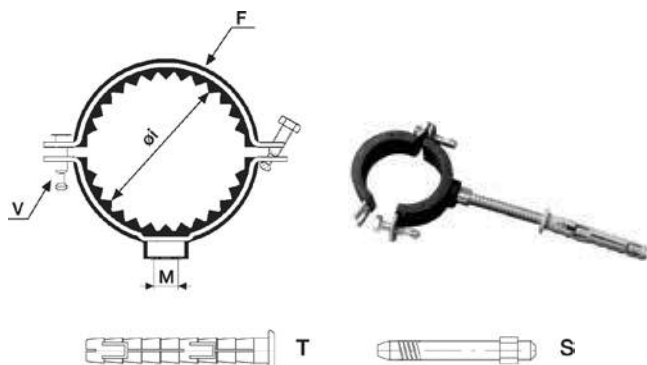
Vite a battente: M 8 x 93 mm cod. 216008093 - M 10 x 90 mm cod. 216010093 Tassello: 10 x 70 mm cod. 252100700 - 14 x 70 mm cod. 252140700

Screw: M 8 x 93 mm cod. 216008093 - M 10 x 90 mm cod. 216010093 Plug: 10 x 70 mm cod. 252100700 - 14 x 70 mm cod. 252140700

[*] unità minima di vendita/minimum selling quantity

COLLARI / COLLARS PRATI^{KO}

Y 20 25



555/G

COLLARE FISSAGGIO TUBO CON GOMMA E VITE-TASSELLO A BATTENTE

- COLLAR FOR PIPE CLAMPING-SPOT WELDED NUT WITH RUBBER GASKET
- SCHELLE FÜR ROHRBEFESTIGUNG PUNKTGESCHWEISSTE MUTTER MIT GUMMIEINLAGE
- COLLIER DE FIXATION POUR TUBE-ECROU SOUDE PAR POINTS GARNITURE ISOPHONIQUE
- ABRAZADERA FIJACIÓN TUBO-TUERCA SOLDADA JUNTA DE GOMA

MATERIAL: St. W 24

VULCANIZED RUBBER:

EPDM [-20° C/+120° C]
durezza/hardness 55 Shore

NOTE:

dado saldato con puntatura elettrica
vite a battente: per materiali particolarmente compatti, introdurre la vite con avvvitamento spot welded nut
hammer screw: for very compact materials, introduce the screw with screwing

Conforme a
Conform to
Entsprechend
Correspondant
Conforme a la

DIN 4109

CODE	DN inch	Øi mm	F lg x sp mm	V mm	S mm	T mm	M					€
555150001	ø15	15-18	20 x 2,5	M 6 x 20	M 8 x 93	10 x 70	M 8	100	2	50*	2800	2,51
555308001	3/8"	17-19	20 x 2,5	M 6 x 20	M 8 x 93	10 x 70	M 8	100	2	50*	2800	2,51
555102001	1/2"	21-23	20 x 2,5	M 6 x 20	M 8 x 93	10 x 70	M 8	115	2	50*	2800	2,51
555304001	3/4"	26,5-28	20 x 2,5	M 6 x 25	M 8 x 93	10 x 70	M 8	121	2	50*	2800	2,59
555100001	1"	33-35	20 x 2,5	M 6 x 25	M 8 x 93	10 x 70	M 8	137	2	50*	2800	3,00
555114001	1 1/4"	40-45	20 x 2,5	M 6 x 25	M 8 x 93	10 x 70	M 8	140	2	50*	2800	3,37
555112001	1 1/2"	48-50	20 x 2,5	M 6 x 25	M 8 x 93	10 x 70	M 8	153	2	50*	2800	3,64
555200001	2"	60-63	20 x 2,5	M 6 x 25	M 8 x 93	10 x 70	M 8	172	2	20*	1120	4,02
555212001	2 1/2"	71-80	30 x 2,5	M 6 x 25	M 10 x 90	14 x 70	M 10	352	2	20*	720	6,22
555300001	3"	81-89	30 x 2,5	M 6 x 25	M 10 x 90	14 x 70	M 10	412	2	10*	560	7,05
555312001	3 1/2"	99-103	30 x 2,5	M 6 x 25	M 10 x 90	14 x 70	M 10	430	2	10*	560	7,71
555400001	4"	110-117	30 x 2,5	M 6 x 25	M 10 x 90	14 x 70	M 10	450	2	10*	560	7,69

Vite a battente: M 8 x 93 mm cod. 216008093 - M 10 x 90 mm cod. 216010093 Tassello: 10 x 70 mm cod. 252100700 - 14 x 70 mm cod. 252140700
Screw: M 8 x 93 mm cod. 216008093 - M 10 x 90 mm cod. 216010093 Plug: 10 x 70 mm cod. 252100700 - 14 x 70 mm cod. 252140700

(*) unità minima di vendita/minimum selling quantity

PROVA DI TORSIONE DEL DADO SALDATO - MANICOTTO
TORQUE TEST OF WELDED NUT - SOCKET

N°	Descrizione Description	Valori di resistenza a torsione dado elettrosaldato Values of the electro welded nut torsion resistance
1	dado / back nut M8 (fino/till 2")	80 N/m
2	dado / back nut M10 (da / from 2"1/2 fino / till 8")	120 N/m
3	manicotto / socket 1/2"	140 N/m

NOTE

Non è consentito utilizzare i collari per avvitare la vite dentro il tassello già posizionato nel muro.
 It is not allowed to use the collars for screwing the screw into the plug already positioned in the wall.

In questa configurazione, ruotando il collare s'imprime sulla fascia una forza che produce il distacco del dado in quanto con la vite in battuta, si ha la sommatoria delle due componenti di sforzo "torsione + trazione".
 With this configuration, through the rotation of the collar a force on the band is impressed in order to produce the detachment of the nut because the screw arrives to the bottom: so you have the sum of the two components of load "torsion and traction".

PROVE DI SFILAMENTO A TRAZIONE VITE - TASSELLO A BATTENTE
EXTRACTION TEST OF "HAMMER" SCREW

Art. 555 - 555/G
COLLARI CON VITE TASSELLO A BATTENTE - COLLARS WITH "HAMMER" SCREW/PLUG

N°	Supporto Material	Carico di tenuta a trazione Tensile load value daN \approx Kg _f	Carico Max di utilizzo Max load of use daN \approx Kg _f
1	mattone pieno / full brick	497	119
2	mattone forato intonacato (laterizio comune) plastered perforated brick (common brick)	254	43
3	calcestruzzo / concrete	524	131

RILIEVO ACUSTICO IMPIANTO STAFFATO CON COLLARI STANDARD E RIVESTITI IN GOMMA SOUND MEASUREMENT OF FIXED PLANT, WITH STANDARD COLLARS AND COLLARS COVERED WITH RUBBER

ANALISI DEL LIVELLO ACUSTICO

ANALYSIS OF THE SOUND LEVEL

Eseguito da:

Performed by:

Centre de Recherche de Marne La Vallee

Centre de Recherche de Marne La Vallee

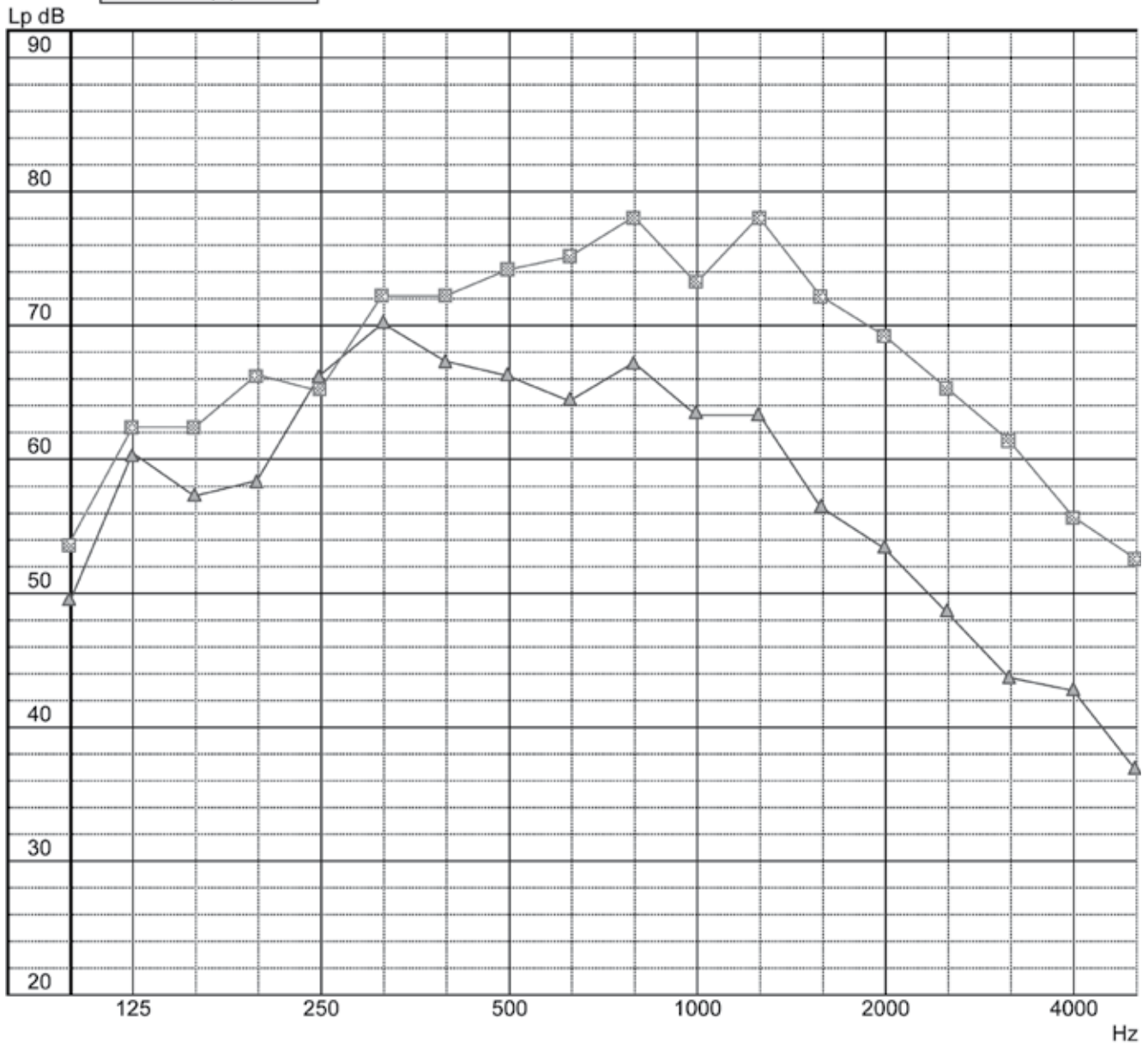
DATO

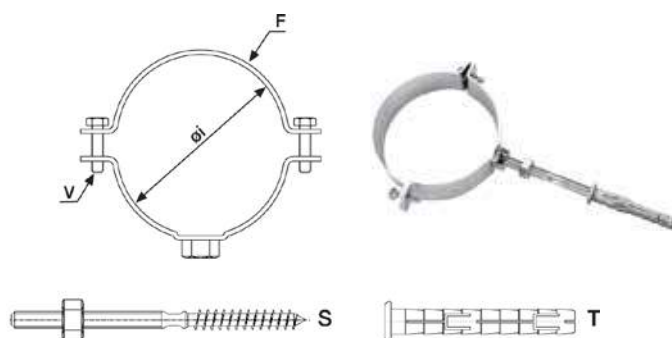
DATUM

■ GEB sous 0,3 Mpa (collier ATLAS STANDARD) LpG1 = 81 dB(A)

▲ GEB sous 0,3 Mpa (collier PRATICO ISOPHONIQUE) LpG2 = 70 dB(A)

$\Delta LG \text{ dB(A)} = 10$





360

COLLARE FISSAGGIO TUBO POLIETILENE

- COLLAR FOR PIPE CLAMPING FOR POLYETHYLENE PIPE
- SCHELLE FÜR BEFESTIGUNG VON POLYÄTHYLENROHREN
- COLLIER DE FIXATION POUR TUBE POLYÉTHYLENE
- ABRAZADERA FIJACIÓN TUBO DE POLIETILENO

MATERIAL: St. W 24

NOTE: dado saldato con puntatura elettrica
completo di clips per "punto scorrevole"
spot welded nut
complete of clips for "sliding point"

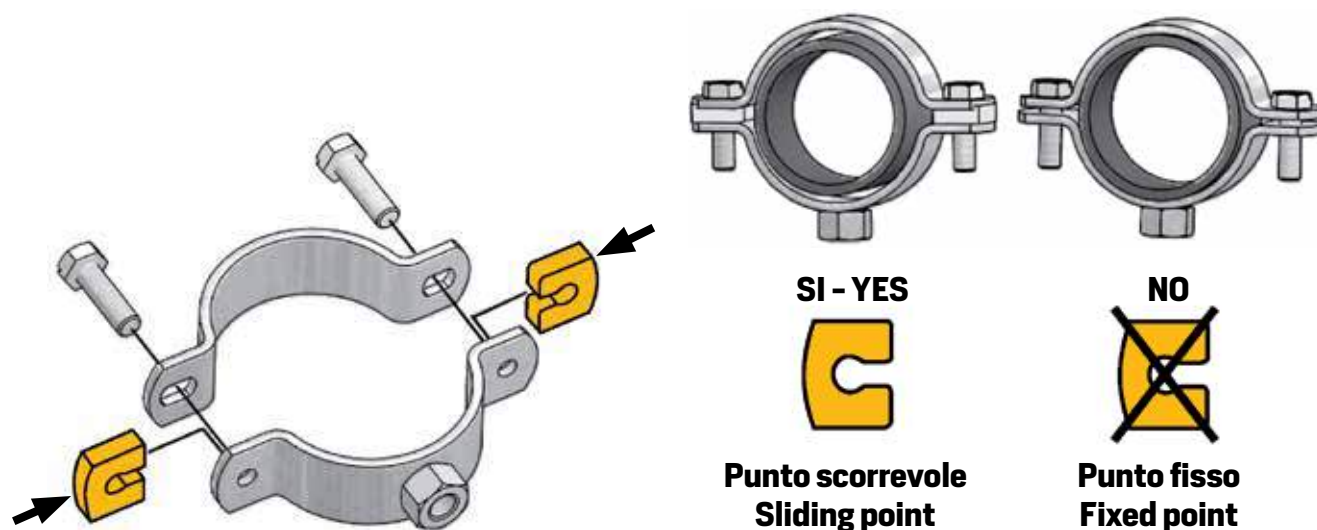
CODE	Øi mm	F lg x sp mm	V mm	S mm	T mm					€
360040000	40	30 x 2,5	M 6 x 20	M 10 x 120	14 x 70	194	2	30*	1680	2,32
360050000	50	30 x 2,5	M 6 x 20	M 10 x 120	14 x 70	216	2	30*	1680	2,35
360063000	63	30 x 2,5	M 6 x 20	M 10 x 120	14 x 70	235	2	30*	1680	2,53
360075000	75	30 x 2,5	M 6 x 20	M 10 x 120	14 x 70	253	2	30*	1680	2,57
360090000	90	30 x 2,5	M 6 x 20	M 10 x 120	14 x 70	274	2	20*	1120	2,60
360100000	100	30 x 2,5	M 6 x 20	M 10 x 120	14 x 70	328	2	20*	1120	2,88
360110000	110	30 x 2,5	M 6 x 20	M 10 x 120	14 x 70	322	2	20*	1120	2,77
360125000	125	30 x 2,5	M 6 x 20	M 10 x 120	14 x 70	350	2	20*	1120	3,28
260140000	140	30 x 2,5	M 6 x 20	M 10 x 120	14 x 70	380	2	10*	560	3,80
260160000	160	30 x 2,5	M 6 x 20	M 10 x 120	14 x 70	440	2	10*	560	3,87
260200000	200	30 x 2,5	M 6 x 20	M 10 x 120	14 x 70	480	2	10*	560	5,42

Vite ferro-legno: M 10 x 120 mm cod. 216010120 Tassello: 14 x 70 mm cod. 252140700

Bolt-wood screw: M 10 x 120 mm cod. 216010120 Plug: 14 x 70 mm cod. 252140700

[*] unità minima di vendita/minimum selling quantity

CLIP PER PUNTO FISSO / SCORREVOLE COLLARI SERIE 360 - 361 - 362 CLIPS FOR FIXED / SLIDING POINT FOR COLLARS 360 - 361 - 362 SERIES



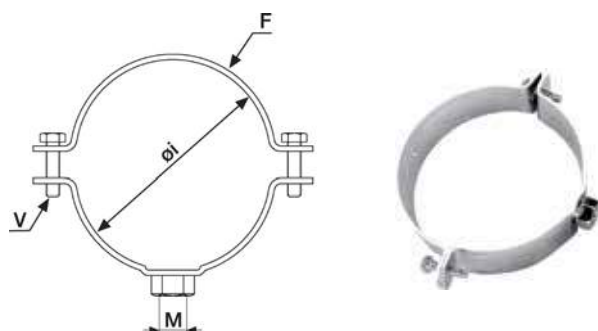
Y 20 21

361

COLLARE FISSAGGIO TUBO POLIETILENE CON DADO PUNTATO

- COLLAR FOR POLYETHYLENE PIPE WITH WELDED NUT
- SCHELLE FÜR POLYATHYLENROHRE MIT GESCHWEISSTER MUTTER
- COLLIER POUR TUBE POLYETHYLENE-ECROU SOUDE
- ABRAZADERA PARA TUBO DE POLIETILENO CON TUERCA SOLDADA POR PUNTOS

MATERIAL: St. W 24
NOTE: dado saldato con puntatura elettrica
 completo di clips per "punto scorrevole"
 spot welded nut
 complete of clips for "sliding point"



CODE	Øi mm	F lg x sp mm	V mm	M					€
361040000	40	30 x 2,5	M 6 x 20	M 10	123	2	30*	1680	1,66
361050000	50	30 x 2,5	M 6 x 20	M 10	146	2	30*	1680	1,69
361063000	63	30 x 2,5	M 6 x 20	M 10	165	2	30*	1680	1,82
361075000	75	30 x 2,5	M 6 x 20	M 10	198	2	30*	1680	1,94
361090000	90	30 x 2,5	M 6 x 20	M 10	212	2	20*	1120	1,95
361100000	100	30 x 2,5	M 6 x 20	M 10	242	2	20*	1120	2,19
361110000	110	30 x 2,5	M 6 x 20	M 10	253	2	20*	1120	2,18
361125000	125	30 x 2,5	M 6 x 20	M 10	287	2	20*	1120	2,71
261140000	140	30 x 2,5	M 6 x 20	M 10	320	2	10*	560	3,10
261160000	160	30 x 2,5	M 6 x 20	M 10	350	2	10*	560	3,31
261200000	200	30 x 2,5	M 6 x 20	M 10	410	2	10*	560	4,31

Vite ferro-legno: M 10 x 120 mm cod. 216010120 Tassello: 14 x 70 mm cod. 252140700

Bolt-wood screw: M 10 x 120 mm cod. 216010120 Plug: 14 x 70 mm cod. 252140700

(*) unità minima di vendita/minimum selling quantity

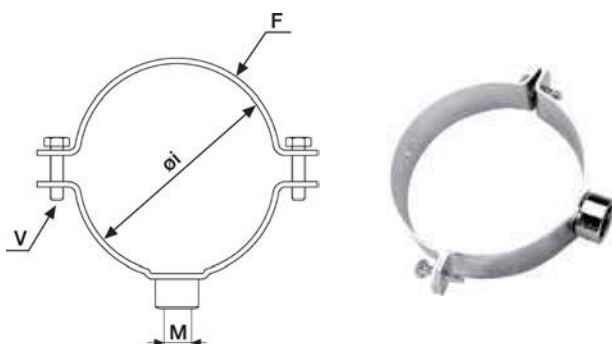
Y 20 21

362

COLLARE FISSAGGIO TUBO POLIETILENE CON MANICOTTO Ø 1/2"

- COLLAR FOR POLYETHYLENE PIPE WITH SOCKET Ø 1/2"
- SCHELLE FÜR POLYATHYLENROHRE MIT MUFFE Ø 1/2"
- COLLIER POUR TUBE POLYETHYLENE AVEC MANCHON Ø 1/2"
- ABRAZADERA PARA TUBO DE POLIETILENO CON MANGUITO Ø 1/2"

MATERIAL: St. W 24
NOTE: manicotto saldato con puntatura elettrica
 completo di clips per "punto scorrevole"
 spot welded socket
 complete with clips for "sliding point"

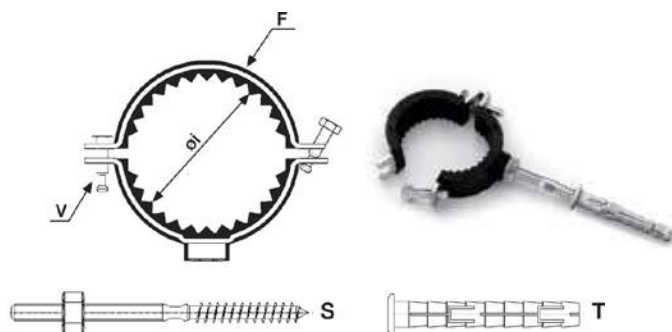


CODE	Øi mm	F lg x sp mm	V mm	M					€
362040000	40	30 x 2,5	M 6 x 20	1/2"	198	2	30*	1680	2,09
362050000	50	30 x 2,5	M 6 x 20	1/2"	222	2	30*	1680	2,21
362063000	63	30 x 2,5	M 6 x 20	1/2"	243	2	30*	1680	2,37
362075000	75	30 x 2,5	M 6 x 20	1/2"	265	2	30*	1680	2,52
362090000	90	30 x 2,5	M 6 x 20	1/2"	282	2	20*	1120	2,53
362110000	110	30 x 2,5	M 6 x 20	1/2"	335	2	20*	1120	2,66
362125000	125	30 x 2,5	M 6 x 20	1/2"	368	2	20*	1120	3,14
262140000	140	30 x 2,5	M 6 x 20	1/2"	380	2	10*	560	3,54
262160000	160	30 x 2,5	M 6 x 20	1/2"	410	2	10*	560	3,69
262200000	200	30 x 2,5	M 6 x 20	1/2"	500	2	10*	560	5,42

(*) unità minima di vendita/minimum selling quantity

COLLARI / COLLARS **PRATI[®]**

Y 20 25



Conforme a
Conform to
Entsprechend
Correspondant
Conforme a la

DIN 4109**360/G****COLLARE GOMMATO PER TUBO POLIETILENE**

- COLLAR WITH RUBBER FOR POLYETHYLENE PIPE CLAMPING
- SCHELLE FÜR BEFESTIGUNG VON POLYÄTHYLENROHREN MIT GUMMIEINLAGE
- COLLIER DE FIXATION GARNITURE ISOPHONIQUE POUR TUBE POLYETHYLENE
- ABRAZADERA FIJACIÓN JUNTA DE GOMA TUBO DE POLIETILENO

MATERIAL: St. W 24**VULCANIZED RUBBER:**

EPDM (-20° C/+120° C)

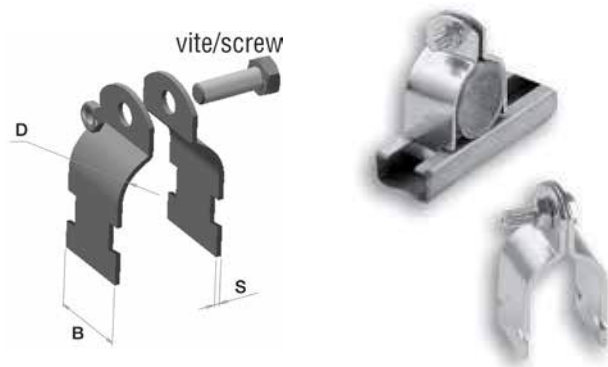
durezza/hardness 55 Shore

NOTE: dado saldato con puntatura elettrica
spot welded nut

CODE	Øi mm	F lg x sp mm	V mm	S mm	T mm					€
355114001	40	20 x 2,5	M 6 x 25	M 8 X 100	10 x 70	140	2	50*	2800	3,19
355112001	50	20 x 2,5	M 6 x 25	M 8 X 100	10 x 70	153	2	50*	2800	3,54
355200001	63	20 x 2,5	M 6 x 25	M 8 X 100	10 x 70	172	2	20*	1120	3,90
355212001	75	30 x 2,5	M 6 x 25	M 10 x 120	14 x 70	352	2	20*	720	6,19
355300001	90	30 x 2,5	M 6 x 25	M 10 x 120	14 x 70	412	2	10*	560	6,83
355400001	110	30 x 2,5	M 6 x 25	M 10 x 120	14 x 70	470	2	10*	560	7,62

Vite ferro-legno: M 8 x 100 mm cod. 216008100 - M 10 x 120 mm cod. 216010120 Tassello: 10 x 70 mm cod. 252100700 - 14 x 70 mm cod. 252140700
Bolt-wood screw: M 8 x 100 mm cod. 216008100 - M 10 x 120 mm cod. 216010120 Plug: 10 x 70 mm cod. 252100700 - 14 x 70 mm cod. 252140700
[*] unità minima di vendita/minimum selling quantity

Y 20 24

**352****COLLARE AD INCASTRO PER PROFILATI**

- SLOTTING COLLAR SECTIONS
- SCHELLE MIT EINSpannung FÜR PROFIL
- COLLIER POUR PROFILES
- ABRAZADERA PARA ENCAJAR PARA GUÍA PERFORADA

For fixing rails: 30/15 - 32/20

CODE	DN inch	B mm	S mm	Screw			€
352308000	3/8"	25	2,5	M 6 x 20 + dado/nut	42	100	0,97
352102000	1/2"	25	2,5		52	100	0,97
352304000	3/4"	25	2,5		62	100	1,01
352100000	1"	24	2,5		58	100	1,05
352114000	1 1/4"	24	2,5		78	50	1,16
352112000	1 1/2"	24	3		118	50	1,69
352200000	2"	24	3		132	50	1,77

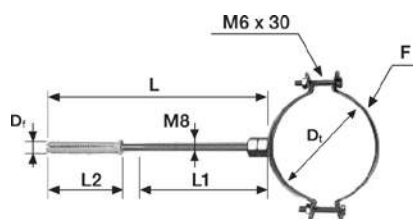
Y 20 24

353

COLLARE VERNICIATO BIANCO PER TUBO FUMO

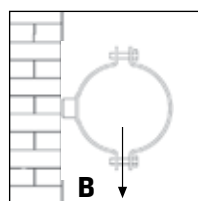
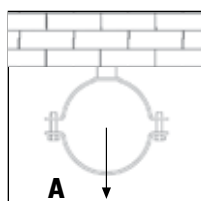
- WHITE PAINTED COLLAR FOR SMOKE PIPES
- WEISS SCHELLE FÜR RAUCH-ROHR
- COLLIER VERNI BLANC POUR TUBE FUMÉ
- ABRAZADERA BARNIZADA EN BLANCO PARA TUBO HUMO

MATERIAL: collare/collar: nastro decapato/
pickled band UNI EN 10111 tipo 11
viteria/screw: acciaio al carbonio
zincato / galvanized carbon steel



CODE	Dt mm	F lg x sp mm	L mm	L1 mm	L2 mm	Df mm				€
353076000	76-80	24 x 1,5	200	110	70	10	187	2	20*	4,10
353100000	100	24 x 1,5	200	110	70	10	202	2	20*	4,82
353110000	110-120	24 x 1,5	200	110	70	10	211	2	20*	5,53
353125000	125-130	24 x 1,5	200	110	70	10	223	2	20*	5,89
353140000	140-150	24 x 1,5	200	110	70	10	241	2	20*	6,79
353160000	160	24 x 1,5	200	110	70	10	257	2	20*	7,42

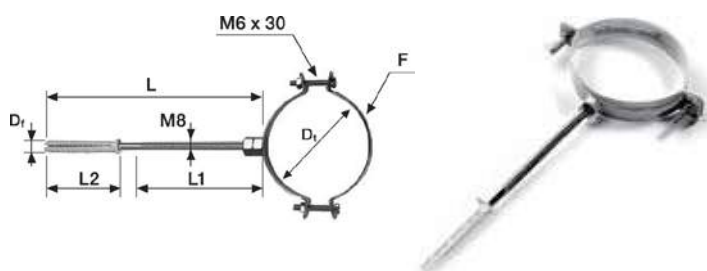
(*) unità minima di vendita/minimum selling quantity

**PRESCRIZIONI TECNICHE / TECHNICAL REQUIREMENTS**

DE tubo / pipe mm	76-80	100	110-120	125-130	140-150	160
A carico di utilizzo utilization load	90	90	90	90	90	90
A carico di rottura breaking load	340	340	340	340	340	340
B carico di utilizzo utilization load	26	26	26	26	26	26
B carico di rottura breaking load	270	270	270	270	270	270

NOTE

valori in Kg / Valour in kgf

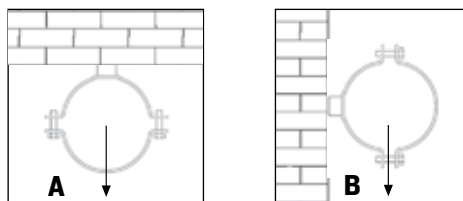
**353/INOX****COLLARE INOX PER TUBO FUMO**

- INOX COLLAR FOR SMOKE PIPE
- INOX SCHELLE FÜR RAUCH-ROHR
- COLLIER INOX POUR TUBE FUMÉ
- ABRAZADERA INOX PARA TUBO HUMO

MATERIAL: collare/collar: inox A2 X10 CrNiS 1809
UNI EN 10088.
viteria/screw: acciaio inox/stainless
steel

CODE	Dt mm	F lg x sp mm	L mm	L1 mm	L2 mm	Df mm				€
353076001	76-80	24 x 1,8	200	110	70	10	179	2	20*	11,26
353100001	100	24 x 1,8	200	110	70	10	204	2	20*	13,03
353110001	110-120	24 x 1,8	200	110	70	10	206	2	20*	14,10
353125001	125-130	24 x 1,8	200	110	70	10	221	2	20*	15,76
353140001	140-150	24 x 1,8	200	110	70	10	241	2	20*	18,87
353160001	160	24 x 1,8	200	110	70	10	259	2	20*	21,95

[*] unità minima di vendita/minimum selling quantity

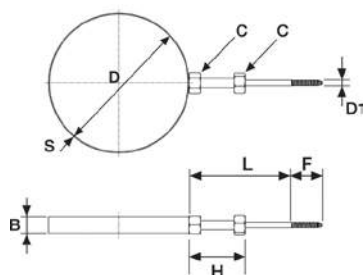
**PRESCRIZIONI TECNICHE / TECHNICAL REQUIREMENTS**

DE tubo / pipe mm	76-80	100	110-120	125-130	140-150	160
A carico di utilizzo utilization load	90	90	90	90	90	90
A carico di rottura breaking load	340	340	340	340	340	340
B carico di utilizzo utilization load	26	26	26	26	26	26
B carico di rottura breaking load	270	270	270	270	270	270

NOTE

valori in Kg / Valour in kgf



Y 20 24

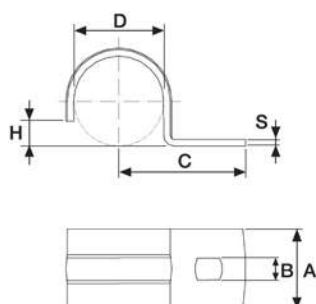


354

COLLARE TELESCOPICO A DIAMETRO VARIABILE PER TUBI FUMO

- COLLAR FOR SMOKE WITH VARIABLE ADJUSTMENT
- REGELBARE SCHELLE FÜR RAUCH-ROHR
- COLLIER TELESCOPIQUE POUR TUBE FUMÉ
- ABRAZADERA TELESCOPICA CON DIAMETRO VARIABLE PARA TUBO HUMO

CODE	Version	D mm	B mm	S mm	L mm	H mm	C [key hex.] mm	F mm	D1 mm			€
354080000	bianco/white	80÷140	18	0,5	63÷110	60	12	32	5,6	72	100	4,81
354080002	inox	80÷140	18	0,5	63÷110	60	12	32	5,6	76	100	7,69
354140000	bianco/white	140÷200	18	0,5	63÷110	60	12	32	5,6	88	50	7,69
354140002	inox	140÷200	18	0,5	63÷110	60	12	32	5,6	88	50	9,61





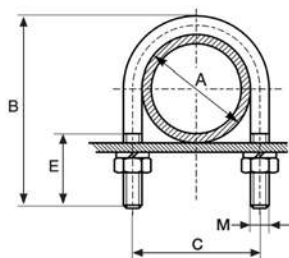
275

SEMICOLLARE FISSAGGIO TUBO

- HALF COLLAR FOR PIPE CLAMPING
- HALBSCELLE FÜR ROHRBEFESTIGUNG
- DEMI-COLLIER DE FIXATION POUR TUBE
- MEDIA ABRAZADERA DE FIJACIÓN TUBO

Y 20 24

CODE	DN inch	A mm	B mm	C mm	H mm	S mm			€
275308000	3/8"	30	8,5	39	4,5	2,5	70	100	0,72
275102000	1/2"	30	8,5	41,5	6	2,5	70	100	0,75
275304000	3/4"	30	8,5	44	7,5	2,5	90	100	0,80
275100000	1"	30	8,5	48	9,5	2,5	100	100	0,86
275114000	1 1/4"	30	8,5	52,5	12,5	2,5	100	50	0,97
275112000	1 1/2"	30	8,5	53,5	13,5	2,5	110	50	1,02
275200000	2"	30	8,5	62	17	2,5	120	50	1,11





256

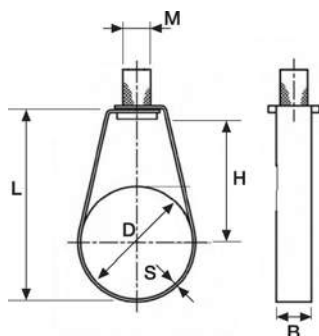
Y 20 24

CAVALLOTTO ZINCATO PER FISSAGGIO TUBI

- GALVANIZED U-BOLT CLAMP
- RUNDSTAHLBÜGEL VERZINK
- ÉTRIER AVEC ECROUS GALVANISÉ
- ABARCON GALVANIZADO

NOTE: dado/back nut DIN 934
rondella/washer "grover"

CODE	DN inch	A mm	B mm	C mm	M	E mm			€
256308000	3/8"	18	42	23	M 6	22	22	100	0,82
256102000	1/2"	22	47	27	M 6	22	25	100	0,82
256304000	3/4"	28	60	33	M 6	33	29	100	0,89
256100000	1"	34	60	39	M 6	33	30	100	0,92
256114000	1"1/4	43	72	48	M 6	33	35	100	1,02
256112000	1"1/2	49	90	56	M 8	33	70	100	1,06
256200000	2"	61	92	68	M 8	33	82	50	1,61
256212000	2"1/2	77	114	84	M 8	45	100	50	3,43
256300000	3"	90	122	97	M 8	45	106	50	3,61
256400000	4"	115	155	124	M 10	45	220	25	3,91
256500000	5"	140	180	151	M 10	45	260	25	4,65
256600000	6"	175	214	184	M 10	45	290	25	6,97
256800000	8"	225	264	234	M 10	45	330	25	11,38





272

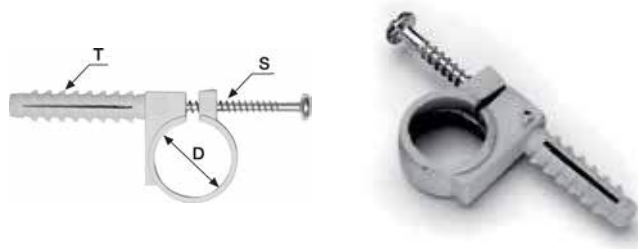
Y 20 24

COLLARE PER IMPIANTI ANTINCENDIO CON BOCCOLA FILETTATA

- SPRINKLER PIPE CLAMP
- SPRINKLERSCHLAUFE
- COLLIER SPRINKLER
- ABRAZADERA PARA SPRINKLER INSTALACION

CODE	DN inch	D mm	M	L mm	H mm	B mm	S mm			€
272304000	3/4"	26	M 8	83	51	25	1,2	52	100	1,07
272100000	1"	35	M 8	68	28	25	1,2	66	100	1,09
272114000	1"1/4	40	M 8	102	59	25	1,2	60	100	1,20
272112000	1"1/2	48	M 8	90	44	25	1,2	76	100	1,71
272200000	2"	60	M 8	124	69	25	1,2	86	100	1,89
272212000	2"1/2	75	M 10	150	88	25	1,5	168	50	2,91
272300000	3"	90	M 10	170	100	25	1,5	168	50	3,43
272400000	4"	115	M 10	180	96,5	25	1,5	206	25	4,38
272500000	5"	140	M 10	225	130	25	1,5	334	25	5,57
272600000	6"	160	M 10	280	170	25	1,5	382	25	6,98
272800000	8"	220	M 10	340	200	25	1,5	754	10	11,49



Y 20 26



270

COLLARE NYLON PER FISSAGGIO TUBO RAME

- NYLON COLLAR FOR COPPER PIPE CLAMPING
- NYLON-SHELLE FÜR BEFESTIGUNG VON KUPFERRHOREN
- COLLIER DE FIXATION SIMPLE NYLON POUR TUBE CUIVRE
- ABRAZADERA DE NYLON PARA FIJACIÓN TUBO DE COBRE

CODE	D mm	T mm	S mm	Min. wall thickness (*) mm	Traction resistance (**) DaN			€
270100000	10	5 x 20	ø 3,5 x 35	30	54	2	500	0,41
270120000	12	5 x 20	ø 3,5 x 35	30	54	2	500	0,48
270140000	14	6 x 25	ø 4 x 45	50	90	5	500	0,51
270150000	15	6 x 25	ø 4 x 45	50	90	6	500	0,63
270160000	16	6 x 25	ø 4 x 45	50	90	5	500	0,63
270180000	18	8 x 30	ø 4,5 x 50	60	96	8	200	0,69
270200000	20	8 x 30	ø 4,5 x 50	60	96	8	200	0,75
270220000	22	8 x 30	ø 4,5 x 50	60	96	8	200	0,80
270280000	28	10 x 40	ø 6 x 60	80	180	20	100	1,53

(*) Spessore minimo muro

(**) Resistenza alla trazione in DaN. Applicazioni in calcestruzzo cl. C20/25. Si consiglia un coefficiente di sicurezza pari a 6.

IDONEO PER MATERIALI: calcestruzzo, pietra naturale, mattone pieno, mattone forato, mattone semipieno, blocco cemento vuoto.

PER ANCORARE: tubi per installazioni elettriche, canaline rigide

CARATTERISTICHE: supporto chiuso a collare in materiale plastico per tubi rigidi in PVC completo di tassello incorporato e vite zincata.

VANTAGGI

- Ideale per installazioni di canaline in fissaggi in parallelo e in serie
- Facilita la velocità d'installazione
- Temperatura di esercizio: -40°C ÷ +40°C (max 80°C per breve periodo)
- Temperatura di posa: +5°C ÷ +40°C
- Le alette interne al collarino impediscono le oscillazioni dei tubi

CONSIGLI PER L'IMPIEGO: non sono consigliate applicazioni permanenti con carichi sospesi oltre i 40°C utilizzando ancoranti plastici.

(*) Minimum wall thickness

(**) Tensile strength in daN. Applications Concrete class C20/25. We recommend a safety factor of 6.

SUITABLE FOR MATERIALS: concrete, natural stone, brick full, hollow brick, half-full brick, hollow concrete block.

TO ANCHOR: pipes for electrical installations, rigid conduit.

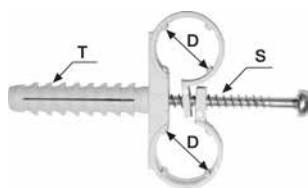
FEATURES: closed support plastic collar for rigid pipes in PVC complete with built-in dowel and galvanized screw.

ADVANTAGES

- Ideal for installation of hardware cable ducts, parallel and series version
- It facilitates installation speed
- Operating temperature: -40°C to +40°C (for short period max 80° C)
- Installation temperature: +5°C to +40°C

The inner fins prevent the collar pipe oscillations



APPLICATION ADVICE: not recommended permanent applications with suspended loads above +40°C using plastic anchors.



270/D

COLLARE NYLON DOPPIO PER FISSAGGIO TUBO RAME

- NYLON COLLAR FOR COPPER PIPE CLAMPING
- NYLON-SHELLE FÜR BEFESTIGUNG VON KUPFERRHOREN
- COLLIER DE FIXATION NYLON POUR TUBE CUIVRE
- ABRAZADERA DE NYLON PARA FIJACION TUBO DE COBRE

CODE	D mm	T mm	S mm	Min. wall thickness (*) mm	Traction resistance (**) DaN			€
270100200	10	8 x 30	ø 4,5 x 50	60	96	3	250	0,70
270120200	12	8 x 30	ø 4,5 x 50	60	96	3	250	0,74
270140200	14	8 x 30	ø 4,5 x 50	60	96	6	250	0,74
270150200	15	8 x 30	ø 4,5 x 50	60	96	10	250	0,95
270160200	16	8 x 30	ø 4,5 x 50	60	96	12	250	0,95
270180200	18	10 x 40	ø 6 x 60	80	180	18	100	0,98
270200200	20	10 x 40	ø 6 x 60	80	180	17	100	1,03
270220200	22	10 x 40	ø 6 x 60	80	180	16	50	1,06
270280200	28	10 x 40	ø 6 x 60	80	180	26	50	2,09

(*) Spessore minimo muro

(**) Resistenza alla trazione in DaN. Applicazioni in calcestruzzo cl. C20/25. Si consiglia un coefficiente di sicurezza pari a 6.

IDONEO PER MATERIALI: calcestruzzo, pietra naturale, mattone pieno, mattone forato, mattone semipieno, blocco cemento vuoto.

PER ANCORARE: tubi per installazioni elettriche, canaline rigide

CARATTERISTICHE: supporto chiuso a collare in materiale plastico per tubi rigidi in PVC completo di tassello incorporato e vite zincata.

VANTAGGI

- Ideale per installazioni di canaline in fissaggi in parallelo e in serie
- Facilita la velocità d'installazione
- Temperatura di esercizio: -40°C ÷ +40°C (max 80°C per breve periodo)
- Temperatura di posa: +5°C ÷ +40°C
- Le alette interne al collarino impediscono le oscillazioni dei tubi

CONSIGLI PER L'IMPIEGO: non sono consigliate applicazioni permanenti con carichi sospesi oltre i 40°C utilizzando ancoranti plastici.

(*) Minimum wall thickness

(**) Tensile strength in daN. Applications Concrete class C20/25. We recommend a safety factor of 6.

SUITABLE FOR MATERIALS: concrete, natural stone, brick full, hollow brick, half-full brick, hollow concrete block.

TO ANCHOR: pipes for electrical installations, rigid conduit.

FEATURES: closed support plastic collar for rigid pipes in PVC complete with built-in dowel and galvanized screw.

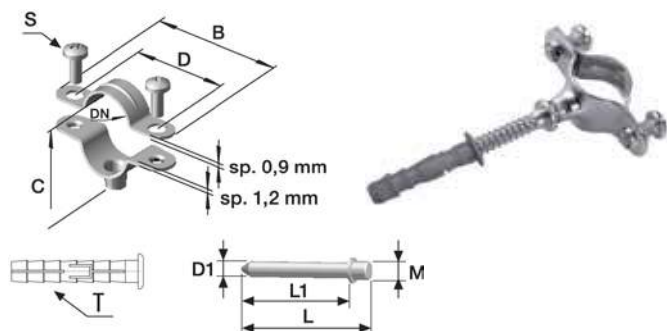
ADVANTAGES

- Ideal for installation of hardware cable ducts, parallel and series version
- It facilitates installation speed
- Operating temperature: -40°C to +40°C (for short period max 80° C)
- Installation temperature: +5°C to +40°C

The inner fins prevent the collar pipe oscillations

APPLICATION ADVICE: not recommended permanent applications with suspended loads above +40°C using plastic anchors.



Y 20 27



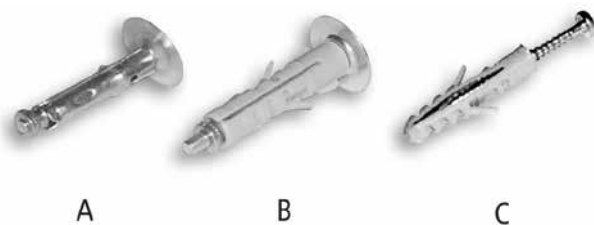
270/CU

COLLARE RAME PER FISSAGGIO TUBO RAME

- COPPER COLLAR FOR COPPER PIPE CLAMPING
- KUPFER-SHELLE FÜR BEFESTIGUNG VON KUPFERRHOREN
- COLLIER DE FIXATION EN CUIVRE POUR TUBE CUIVRE
- ABRAZADERA DE COBRE PARA FIJACIÓN TUBO DE COBRE

CODE	DN mm	B mm	C mm	D mm	S	M	L mm	L1 mm	D1 mm	T mm			€
2701000CU	10	37	19	24	3/16 W x 10 mm	M 6	38	30	4,7	6 x 35	16	100	1,60
2701200CU	12	45	24	26		M 6	38	30	4,7	6 x 35	18	100	1,61
2701400CU	14	45	24	26		M 6	38	30	4,7	6 x 35	18	100	1,61
2701600CU	16	45	24	33		M 6	38	30	4,7	6 x 35	19	100	1,70
2701800CU	18	45	27	31		M 6	38	30	4,7	6 x 35	19	100	1,71
2702200CU	22	46	28	35		M 6	38	30	4,7	6 x 35	20	100	1,73
2702800CU	28	55	35	44		M 6	38	30	4,7	6 x 35	22	100	1,84
2703500CU	35	67	45	55		M 6	38	30	4,7	6 x 35	26	100	2,19
2704200CU	42	71	50	59		M 6	38	30	4,7	6 x 35	31	100	3,01
2705400CU	54	93	64	80		M 6	38	30	4,7	6 x 35	39	100	3,50



Y 20 24



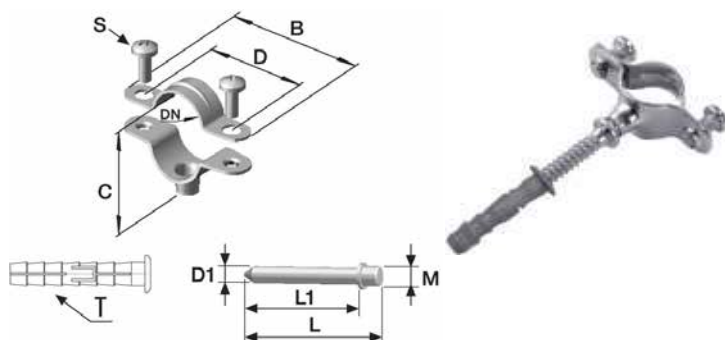
258/T

VITE E TASSELLO PER FISSAGGIO GRAFFETTE E CAVALLOTTI

- BOLT AND PLUG FOR LIGHT CLIP AND U-BOLT
- SCHRAUBE UND DÜBEL FÜR EINFACHE FIXBBRIDE UND ROHRBÄNDER
- VIS ET CHEVILLE POUR ATTACHES ET ÉTRIER LÉGÈRE
- TORNILLO Y TACO PARA GRAPA Y GRAPA PUENTE

CODE	Version	Screw	Plug				€
			Material	Dimension			
258000000	A	Ts M 4 x 45	acciaio - steel	8 x 35	8	200	0,34
258000001	B	Ts M 4 x 40	nylon	9 x 40	8	100	0,40
258000005	C	Ts ø 3,5 x 30	nylon	5 x 25	2	100	0,21
258000006	C	Ts ø 4,5 x 40	nylon	6 x 30	4	100	0,23
258000008	C	Ts ø 5 x 50	nylon	8 x 40	6	50	0,34
258000010	C	Ts ø 6 x 60	nylon	10 x 50	10	25	0,68



Y 20 24

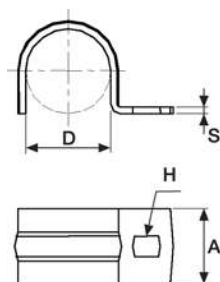


257

COLLARE LEGGERO ZINCATO

- LIGHT COLLAR
- LEICHT SCHELLE
- COLLIER LÉGÈRE
- ABRAZADERA LIGERA

CODE	DN mm	B mm	C mm	D mm	S	M	L mm	L1 mm	D1 mm	T mm			€
257100000	10	35	18	24	M 5 x 9	M 6	38	30	4,7	6 x 35	10	100	0,40
257120000	12	37	19	27	M 5 x 9	M 6	38	30	4,7	6 x 35	12	100	0,40
257140000	14	39	30	24	M 5 x 12	M 6	38	30	4,7	6 x 35	12	100	0,41
257160000	16	41	23	31	M 5 x 12	M 6	38	30	4,7	6 x 35	14	100	0,41
257180000	18	42	24	32	M 5 x 12	M 6	38	30	4,7	6 x 35	14	100	0,43
257220000	22	45	27	35	M 5 x 12	M 6	38	30	4,7	6 x 35	16	100	0,43
257260000	26	47	29	37	M 5 x 12	M 6	38	30	4,7	6 x 35	18	100	0,45
257280000	28	51	32	40	M 5 x 12	M 6	38	30	4,7	6 x 35	18	100	0,48
257320000	32	53	35	43	M 5 x 12	M 6	38	30	4,7	6 x 35	20	100	0,50
257350000	35	57	39	46	M 5 x 12	M 6	38	30	4,7	6 x 35	22	50	0,53
257400000	40	60	43	49	M 5 x 12	M 6	38	30	4,7	6 x 35	22	50	0,56
257420000	42	65	48	55	M 5 x 12	M 6	38	30	4,7	6 x 35	22	50	0,62
257480000	48	67	50	56	M 5 x 12	M 6	38	30	4,7	6 x 35	24	50	0,67
257500000	50	78	58	65	M 5 x 12	M 6	38	30	4,7	6 x 35	26	25	0,69
257600000	60	91	67	79	M 5 x 12	M 6	38	30	4,7	6 x 35	28	25	0,73





259

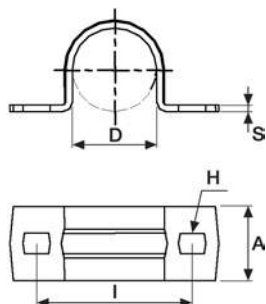
GRAFFETTA ZINCATA PER FISSAGGIO TUBO

- LIGHT CLIP
- EINFACHE FIXBBRIDE
- ATTACHE
- GRAPA

Y 20 24

CODE	DN mm	H mm	A mm	S mm			€
259100000	10	6,5 x 12,5	14	1,2	4	100	0,12
259120000	12	6,5 x 12,5	14	1,2	4	100	0,12
259140000	14	6,5 x 12,5	14	1,2	4	100	0,14
259160000	16	6,5 x 12,5	14	1,2	6	100	0,15
259200000	20	6,5 x 12,5	14	1,2	8	100	0,18
259220000	22	6,5 x 12,5	14	1,2	8	100	0,19
259260000	26	6,5 x 12,5	14	1,2	12	100	0,22
259280000	28	6,5 x 12,5	14	1,2	12	100	0,24
259320000	32	6,5 x 12,5	15	1,8	20	100	0,24
259400000	40	6,5 x 12,5	15	1,8	24	50	0,26
259500000	50	6,5 x 12,5	15	1,8	28	50	0,31
259600000	60	8,5 x 11	25	2,2	66	50	0,47



Y 20 24

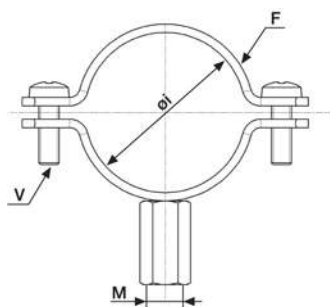


271

CAVALLOTTO ZINCATO PER FISSAGGIO TUBO

- LIGHT U-BOLT
- ROHRBÄNDER
- ÉTRIER LÉGÈRE
- GRAPA PUENTE




CODE	DN mm	H mm	A mm	I mm	S mm			€
271100000	10	Foro/Hole 5	10	31	0,9	6	100	0,12
271120000	12	Foro/Hole 5	10	34	0,9	6	100	0,12
271140000	14	Foro/Hole 5	10	32	0,9	6	100	0,14
271160000	16	5 x 6,5	12	34	0,9	6	100	0,15
271200000	20	5 x 6,5	12	38	0,9	6	100	0,18
271220000	22	6,5 x 8,5	14	47	0,9	8	100	0,19
271260000	26	6,5 x 8,5	14	47	0,9	8	100	0,22
271280000	28	6,5 x 8,5	14	50	0,9	12	100	0,24
271320000	32	6,5 x 10	14	54	0,9	14	100	0,24
271400000	40	6,5 x 10	14	61	0,9	16	50	0,26
271500000	50	6,5 x 10	14	80	0,9	20	50	0,31
271600000	60	8,5 x 11	25	97	2,5	78	50	0,94



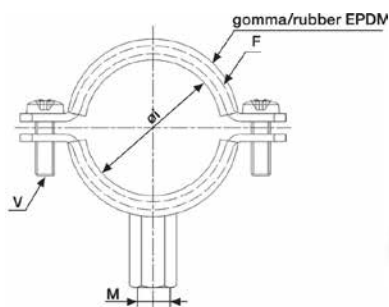
356

COLLARE SENZA VITE E TASSELLO, DADO COMBI M8-M10

- COLLAR FOR PIPE CLAMPING WITHOUT DOWEL & WOOD-IRON SCREW
- SCHELLE FÜR ROHRBEFESTIGUNG OHNE DUBEL UND EISEN-HOLZSCHRAUBE, M8-M10 MUTTER
- COLLIER DE FIXATION POUR TUBE SANS CHEVILLE ET VIS FER-BOIS, ECROU M8-M10
- ABRAZADERA FIJACIÓN TUBO SIN TACO NI TORNILLO, TUERCA M8-M10

CODE	DN inch	Øi mm	F lg x sp mm	M	V mm				€
356308000	3/8"	17-19	20 x 2	M 8 - 10	M 6 x 20	54	50	5600	0,66
356102000	1/2"	20-25	20 x 2	M 8 - 10	M 6 x 20	54	50	5600	0,69
356304000	3/4"	26-30	20 x 2	M 8 - 10	M 6 x 20	60	50	5600	0,75
356100000	1"	32-36	20 x 2	M 8 - 10	M 6 x 20	64	50	5000	0,79
356114000	1"1/4	38-43	20 x 2	M 8 - 10	M 6 x 20	70	25	3000	0,94
356112000	1"1/2	47-51	20 x 2	M 8 - 10	M 6 x 20	75	25	3000	1,02
356200000	2"	60-64	20 x 2	M 8 - 10	M 6 x 20	86	25	3000	1,09
356212000	2"1/2	75-80	20 x 2	M 8 - 10	M 6 x 20	102	25	2500	1,59
356300000	3"	87-92	20 x 2	M 8 - 10	M 6 x 20	112	25	2500	1,81
356312000	3"1/2	99-105	20 x 2	M 8 - 10	M 6 x 20	116	25	2500	1,90
356400000	4"	113-118	20 x 2	M 8 - 10	M 6 x 20	136	25	1300	2,15
356412000	Ø 125	125-130	20 x 2	M 8 - 10	M 6 x 20	144	25	1300	2,33
356500000	5"	138-142	20 x 2	M 8 - 10	M 6 x 20	172	25	1300	3,33
356600000	Ø 160	159-166	20 x 2	M 8 - 10	M 6 x 25	192	25	600	3,59
356612000	6"	164-170	20 x 2	M 8 - 10	M 6 x 25	192	25	600	4,72
356800000	8"	215-220	20 x 2	M 8 - 10	M 6 x 30	280	25	600	5,23

Y 20 24

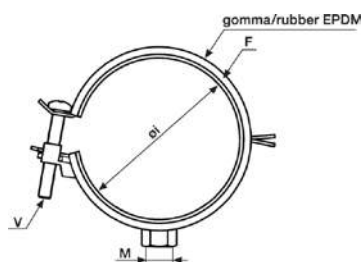


356/G

COLLARE CON GOMMA, SENZA VITE E TASSELLO, DADO COMBI M8-M10

- COLLAR FOR PIPE CLAMPING WITH RUBBER GASKET WITHOUT DOWEL & WOODIRON SCREW
- SCHELLE FÜR ROHRBEFESTIGUNG MIT GUMMIEINLAGE OHNE DUBEL UND EISENHOLZ-SCHRAUBE
- COLLIER DE FIXATION GARNITURE ISOPHONIQUE SANS CHEVILLE ET VIS FER-BOIS
- ABRAZADERA FIJACIÓN JUNTA DE GOMA SIN TACO NI TORNILLO

CODE	DN inch	Øi mm	F lg x sp mm	M	V mm				€
35630800G	3/8"	17-19	20 x 2	M 8 - 10	M 6 x 20	60	50	5600	0,78
35610200G	1/2"	20-25	20 x 2	M 8 - 10	M 6 x 20	67	50	5600	0,83
35630400G	3/4"	26-30	20 x 2	M 8 - 10	M 6 x 20	74	50	5600	0,87
35610000G	1"	32-36	20 x 2	M 8 - 10	M 6 x 20	80	50	5000	0,98
35611400G	1 1/4"	38-43	20 x 2	M 8 - 10	M 6 x 20	88	25	3000	1,16
35611200G	1 1/2"	47-51	20 x 2	M 8 - 10	M 6 x 20	92	25	3000	1,25
35605400G	Ø 54	53-58	20 x 2	M 8 - 10	M 6 x 20	108	25	3000	1,35
35620000G	2"	60-64	20 x 2	M 8 - 10	M 6 x 20	114	25	3000	1,39
35621200G	2 1/2"	75-80	20 x 2	M 8 - 10	M 6 x 20	130	25	2500	2,35
35630000G	3"	87-92	20 x 2	M 8 - 10	M 6 x 20	150	25	2500	2,62
35631200G	3 1/2"	99-105	20 x 2	M 8 - 10	M 6 x 20	156	25	2500	2,82
NEW 35611000G	Ø 108-110	107-112	20 x 2	M 8 - 10	M 6 x 20	162	25	1300	3,07
35640000G	4"	113-118	20 x 2	M 8 - 10	M 6 x 20	168	25	1300	3,18
35641200G	Ø 125	125-130	20 x 2	M 8 - 10	M 6 x 20	188	25	1300	4,74
35650000G	5"	138-142	20 x 2	M 8 - 10	M 6 x 20	204	25	1300	5,51
35660000G	Ø 160	159-166	20 x 2	M 8 - 10	M 6 x 25	238	25	600	6,15
35661200G	6"	164-170	20 x 2	M 8 - 10	M 6 x 25	242	25	600	7,17
35680000G	8"	215-220	20 x 2	M 8 - 10	M 6 x 30	346	25	600	7,85



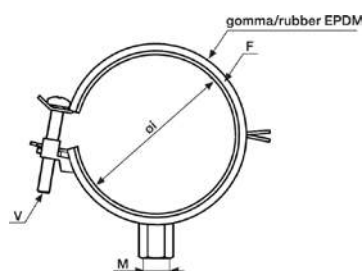
359/M8

Y 20 24

COLLARE CON GOMMA SGANCIO 1 VITE DADO M8

- PIPE CLAMP M8 WITH EPDM RUBBER 1 SCREW FIXING
- ROHRSCHELLE FÜR ROHRE IN SCHWEREE AUSFÜHRUNG MIT GUMMI IN EPDM, M8-MUTTER
- COLLIER ISOPHONIQUE À CHARNIÈRE M8
- ABRAZADERA ABIERTA ISOFÓNICA M8

CODE	DN inch	di mm	F lg x sp mm	M	V mm				€
359104000	1/4"	11-15	20 x 1,2	M 8	M 5 x 25	30	100	7200	0,58
359308000	3/8"	15-19	20 x 1,2	M 8	M 5 x 25	34	100	7200	0,67
359102000	1/2"	21-23	20 x 1,2	M 8	M 5 x 25	38	100	7200	0,72
359304000	3/4"	26-28	20 x 1,2	M 8	M 5 x 25	42	100	4800	0,76
359100000	1"	32-35	20 x 1,2	M 8	M 5 x 30	50	100	4800	0,82
359114000	1"1/4	40-43	20 x 1,2	M 8	M 5 x 30	54	50	2500	0,97
359112000	1"1/2	48-51	20 x 1,2	M 8	M 5 x 35	63	50	2500	1,06
359054000	ø 54	51-56	20 x 1,2	M 8	M 5 x 35	64	50	1750	1,11
359200000	2"	57-60	20 x 1,2	M 8	M 5 x 35	70	50	1750	1,15
359063000	ø 63	62-65	20 x 1,2	M 8	M 5 x 35	74	50	1750	1,18



359/M8-10

Y 20 24

COLLARE CON GOMMA SGANCIO 1 VITE DADO M8/M10

- PIPE CLAMP M8/M10 WITH EPDM RUBBER 1 SCREW FIXING
- ROHRSCHELLE FÜR ROHRE IN SCHWEREE AUSFÜHRUNG MIT GUMMI IN EPDM, M8/M10-MUTTE
- COLLIER ISOPHONIQUE À CHARNIÈRE M8/M10
- ABRAZADERA ABIERTA ISOFÓNICA M8/M10




CODE	DN inch	di mm	F lg x sp mm	M	V mm				€
359104001	1/4"	11-15	20 x 1,2	M 8 - 10	M 5 x 25	36	100	7200	0,72
359308001	3/8"	11-15	20 x 1,2	M 8 - 10	M 5 x 25	40	100	7200	0,78
359102001	1/2"	21-23	20 x 1,2	M 8 - 10	M 5 x 25	44	100	7200	0,78
359304001	3/4"	26-28	20 x 1,2	M 8 - 10	M 5 x 25	48	100	4800	0,84
359100001	1"	32-35	20 x 1,2	M 8 - 10	M 5 x 30	54	100	4800	0,94
359114001	1"1/4	40-43	20 x 1,2	M 8 - 10	M 5 x 30	62	50	2500	1,18
359112001	1"1/2	48-51	20 x 1,2	M 8 - 10	M 5 x 35	68	50	2500	1,23
359054001	ø 54	51-56	20 x 1,2	M 8 - 10	M 5 x 35	70	50	1750	1,27
359200001	2"	57-60	20 x 1,2	M 8 - 10	M 5 x 35	74	50	1750	1,31
359063001	ø 63	62-65	20 x 1,2	M 8 - 10	M 5 x 35	80	50	1750	1,34

PRATI^{KO}® CLASSIC

Y 30 32

**234/235****STAFFA PER VASO E BIDET SOSPESO**

- SUPPORT FOR WC AND BIDET
- HALTERUNG FÜR WC UND BIDET
- SUPPORT DE FIXATION POUR WC ET BIDET SUSPENDU
- SOPORTE WC Y BIDÉ SUSPENDIDOS

CODE	Support wheelbase				€
234235000	180 - 230 mm	3796	1	162	35,53

DIMENSIONE STRUTTURA: 265 mm base x 600 mm altezza.

STRUTTURA: montanti in profilo 32x20 sp. 2 mm da assemblare in cantiere, zanche inferiori e superiori fissate con vite/tassello.

FINITURA: montanti e traversi zincati.

ACCESSORI: completo di viti ed accessori per lo staffaggio (tubi di cacciata e scarico esclusi).

CARICO MASSIMO: 400 kg (UNI EN 997).

STRUCTURE SIZE: 265 mm width x 600 mm height.

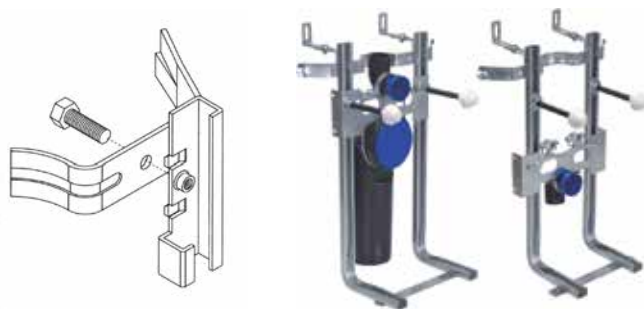
STRUCTURE: vertical rails 32x20 2 mm thk to be assembled on site, upper and lower brackets fixed with screw / plug.

FINISHING: galvanized rails.




ACCESSORIES: complete with screws and accessories for mounting (flush and exhaust pipes excluded).

MAXIMUM LOAD: 400 kg (UNI EN 997).

Y 30 32

**234/235 Plus****STAFFA UNIVERSALE PER VASO E BIDET SOSPESO**

- UNIVERSAL SUPPORT FOR WC AND BIDET UNIVERSAL
- UNIVERSALHALTERUNG FÜR WC UND BIDET
- SUPPORT DE FIXATION UNIVERSEL POUR WC ET BIDET SUSPENDU
- SOPORTE UNIVERSAL WC Y BIDÉ SUSPENDIDOS

CODE	Support wheelbase				€
234235001	180 - 230 mm	4362	1	160	36,46

DIMENSIONE STRUTTURA: 265 mm base x 560 mm altezza, piedi rinforzo L= 190 mm.

STRUTTURA: montanti in profilo 32x20 sp. 2 mm sagomati a "L" da assemblare in cantiere, zanche a murare + zanche per fissaggio con vite/tassello.

FINITURA: montanti e traversi zincati.

ACCESSORI: completo di viti ed accessori per lo staffaggio (tubi di cacciata e scarico esclusi).

CARICO MASSIMO: 400 kg (UNI EN 997).

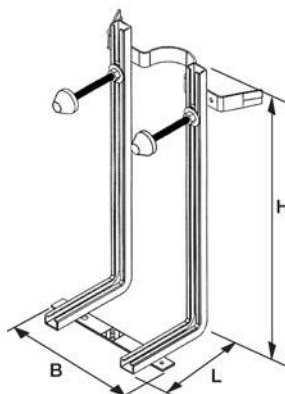
STRUCTURE SIZE: 265 mm width x 560 mm height, "foot" reinforcement L = 190 mm.

STRUCTURE: vertical rails 32x20 2 mm thk to be assembled on site, clamps to wall brackets for mounting with screw / plug.

FINISHING: galvanized rails.

ACCESSORIES: complete with screws and accessories for mounting (flush and exhaust pipes excluded).

MAXIMUM LOAD: 400 kg (UNI EN 997).




PRATI[®]KO CLASSIC

237

Y 30 32

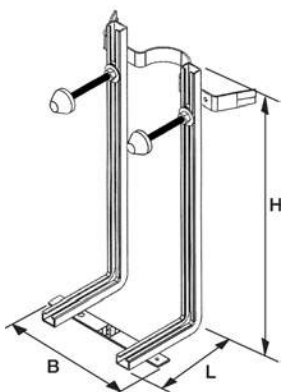
FISSAGGIO componibile per Vaso e Bidet

- MODULAR WATER AND BIDET SUPPORT
- ZUSAMMENSETZBAR HALTERUNG FÜR HAENGENDES WC UND BIDET
- SUPPORT COMPOSÉ POUR FIXATION WC ET BIDET SUSPENDU
- FIJADOR COMPONIBLE PARA WC Y BIDÉ SUSPENDIDOS

CODE	L mm	B mm	H mm	Support wheelbase				€
237000000	190	265	560	180 - 230 mm	2727	1	160	20,64

STRUTTURA: montanti in profilo 32x20 sp. 2 mm, sagomati a "L" da assiemare in cantiere, zanche a murare. **FINITURA:** montanti e traversi zincati. **ACCESSORI:** completo di viti ed accessori per lo staffaggio. CARICO MASSIMO: 400 kg (UNI EN 997).

STRUCTURE: rails 32x20 2 mm thk, "L" shaped to be assembled on site, clamps for wall applications. **FINISHING:** galvanized rails. **ACCESSORIES:** complete with screws and accessories for mounting. MAXIMUM LOAD: 400 kg (UNI EN 997).






236/180

Y 30 32

FISSAGGIO per Vaso e Bidet SOSPESO (VERSIONE BULLONATA)

- BOLTED WATER AND BIDET SUPPORT
- BEFESTIGUNGSSET FÜR WC UND BIDET
- SUPPORT BOULONNÉ POUR FIXATION WC ET BIDET
- FIJADOR ATORNILLADO PARA WC Y BIDÉ SUSPENDIDOS

CODE	Description	L mm	B mm	H mm	Support wheelbase				€
236000180	Staffa + kit art. 120236004K Support + kit art. 120236004K	200	265	660	180 mm	2312	1	50	22,43

STRUTTURA: montanti in profilo 35x20 sp. 1,5 mm sagomati a "L".

FINITURA: montanti, zanche a murare e traverso in versione zincata. Struttura assiemata attraverso bullonatura.

ACCESSORI: completo di viti ed accessori per lo staffaggio. CARICO MASSIMO: 400 kg (UNI EN 997).

STRUCTURE: rails 35x20 1,5 mm thk, "L" shaped.



FINISHING: completely galvanized. Structure assembled through bolting.

ACCESSORIES: complete with screws and accessories for mounting. MAXIMUM LOAD: 400 kg (UNI EN 997).

Kit per art. 237-236/180

Y 30 32

Kit for art. 237-236/180

CODE	Description			€
120236004K	Kit viteria cappucci + vitoni + slitte in nylon per art. 237000000-236000180 Kit caps + screws + nylon slides for art. 237000000-236000180	470	1	8,33

PRATI^{KO} STAR




Y 30 31

234/02

STAFFA DI FISSAGGIO PER BIDET
SOSPESO

- BRACKET FOR HANGING BIDET
- HALTERUNG FÜR BIDET
- SUPORT DE FIXATION POUR BIDET SUSPENDU
- SOPORTE FIJADOR PARA BIDÉ SUSPENDIDO



CODE	Support wheelbase				€
234000002	180 - 230 mm	3418	1	72	46,12

DIMENSIONE STRUTTURA: 440 mm base x 405 mm altezza.

STRUTTURA: montanti e traversi in tubolare (sp. 1,5 mm) incastrati e rivettati con verniciatura finale.

FINITURA: staffe pre-montate e verniciate con polvere termoindurente poliestere.

PIEDINI: altezza regolabile 170 mm.

ACCESSORI: completo di viti ed accessori per lo staffaggio.

CARICO MASSIMO: 400 kg (UNI EN 997).

STRUCTURE SIZE: 440 mm width x 405 mm height.

STRUCTURE: vertical and horizontal tubular (1,5 mm thk) and riveted stuck with final painting.

FINISHING: brackets pre-assembled and painted with polyester powder paint.

FOOTHOLD: adjustable height 170 mm.

ACCESSORIES: complete with screws and accessories for mounting.

MAXIMUM LOAD: 400 kg (UNI EN 997).




Y 30 31

235/02

STAFFA DI FISSAGGIO PER VASO
SOSPESO

- BRACKET FOR HANGING WATER
- UNIVERSALHALTERUNG FÜR WC
- SUPORT DE FIXATION POUR WC SUSPENDU
- SOPORTE FIJADOR PARA WC SUSPENDIDO



CODE	Support wheelbase				€
235000002	180 - 230 mm	2904	1	108	37,22

DIMENSIONE STRUTTURA: 305 mm base x 405 mm altezza.

STRUTTURA: montanti in tubolare (sp. 1,5 mm) incastrati e rivettati, traverso in lamiera (sp. 3 mm), con verniciatura finale.

FINITURA: staffe pre-montate e verniciate con polvere termoindurente poliestere.

PIEDINI: altezza regolabile 170 mm.

ACCESSORI: completo di viti ed accessori per lo staffaggio.

CARICO MASSIMO: 400 kg (UNI EN 997).

STRUCTURE SIZE: 305 mm width x 405 mm height.

STRUCTURE: vertical and horizontal tubular (1,5 mm thk) and riveted stuck, transverse plate (3 mm thk) with final painting.

FINISHING: brackets pre-assembled and painted with polyester powder paint.

FOOTHOLD: adjustable height 170 mm.

ACCESSORIES: complete with screws and accessories for mounting.

MAXIMUM LOAD: 400 kg (UNI EN 997).




PRATI[®]KO STAR

239/02

Y 30 31

STAFFA DI FISSAGGIO PER LAVABO SOSPESO

- SUPPORT FRAME FOR WASHBASIN
- BEFESTIGUNGSSET FÜR WASCHTISCH
- SUPPORT DE FIXATION POUR LAVE-MAINS SUSPENDU
- SOPORTE FIJADOR PARA LAVABO SUSPENDIDO

CODE	Support wheelbase				€
239000002	230 mm	4134	1	61	49,12

DIMENSIONE STRUTTURA: 300 mm base x 875 mm altezza.

STRUTTURA: montanti in tubolare (sp. 1,5 mm) incastrati e rivettati, traverso (sp. 3 mm) in lamiera, con verniciatura finale.

FINITURA: staffe pre-montate e verniciate con polvere termoindurente poliestere.

ACCESSORI: completo di viti ed accessori per lo staffaggio.

PIEDINI: altezza regolabile 170 mm.

STRUCTURE SIZE: 300 mm width x 875 mm height.

STRUCTURE: vertical and horizontal tubular (1,5 mm thk) and riveted stuck, transverse plate (3 mm thk) with final painting.

FINISHING: brackets pre-assembled and painted with polyester powder paint.

ACCESSORIES: complete with screws and accessories for mounting.

FOOTHOLD: adjustable height 170 mm.






238/04

Y 30 31

STAFFA SLIM PER VASO SOSPESO E CASSETTA AD INCASSO

- SUPPORT FRAME FOR WATER & FLUSHING CISTERN
- SLIMLINEVORWANDMONTAGE FÜR UNTERPUTZSPÜLKASTEN
- SUPPORT DE FIXATION POUR WC SUSPENDU AVEC CASSETTE
- SOPORTE FIJADOR WC SUSPENDIDO EMPOTRADO CON TANQUE

CODE	Support wheelbase				€
238000004	180 - 230 mm	4750	1	27	85,29

DIMENSIONE STRUTTURA: 580 mm base x 1255 mm altezza x 80 mm ca. spessore (misura compreso cassetta).

STRUTTURA: montanti e traversi in tubolare (sp. 1,5/2 mm) incastrati e rivettati con verniciatura finale.

FINITURA: staffe pre-montate e verniciate con polvere termoindurente poliestere.

PIEDINI: altezza regolabile 170 mm. **ACCESSORI:** completo di viti ed accessori per lo staffaggio.

CARICO MASSIMO: 400 kg (UNI EN 997).

COMPATIBILITÀ: cassette modello Viega (Mono Slim), Geberit (Unica + / Sigma 8), Valsir (Medusa), Pucci (Sara).

STRUCTURE SIZE: 580 mm width x 1255 mm height x 80 mm ca. thickness (measure including flushing cistern).

STRUCTURE: vertical and horizontal tubular (1,5 / 2 mm thk) and riveted stuck with final painting.

FINISHING: brackets pre-assembled and painted with polyester powder paint.

FOOTHOLD: adjustable height 170 mm. **ACCESSORIES:** complete with screws and accessories for mounting.

MAXIMUM LOAD: 400 kg (UNI EN 997).

COMPATIBILITY: model flushing cistern Viega (Mono Slim), Geberit (Unica + / Sigma 8), Valsir (Medusa), Pucci (Sara).

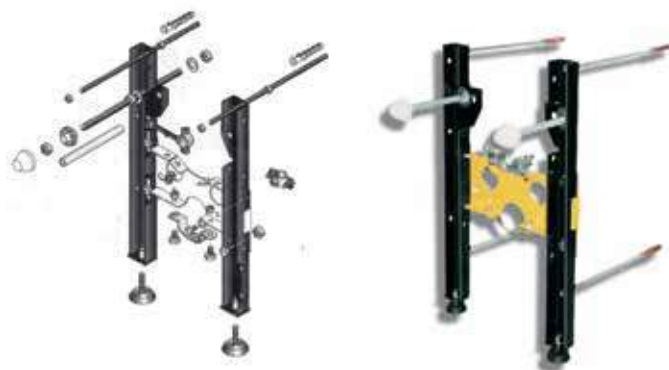
PRATI[®]KO TOP

Y 30 31

234

STAFFA DI FISSAGGIO PER BIDET
SOSPESO

- BRACKET FOR HANGING BIDET
- HALTERUNG FÜR HAENGEBE BIDET
- SUPPORT DE FIXATION POUR BIDET SUSPENDU
- SOPORTE FIJADOR PARA BIDÉ SUSPENDIDO



CODE	Support wheelbase				€
234000000	180 - 230 mm	3300	1	100	49,52

FINITURA: staffe pre-montate, e verniciate con polvere termoindurente epossipoliestere.

DIMENSIONI: adatto per interasse 180 e 230 mm, spessore delle spalle 3 mm, spessore piastra centrale 2,5 mm.

ACCESSORI: completa di piedini regolabili, kit di fissaggio staffa e kit di fissaggio bidet.

CARICO MASSIMO: 400 kg (UNI EN 997). MONTAGGIO: evitare l'utilizzo di calce in quanto corrosiva. Utilizzare solo cemento puro.

OPTIONAL: staffe di rinforzo da utilizzare nei casi in cui il muro non garantisca sufficiente solidità [art. 234235002].

FINISHING: brackets pre-assembled, painted with thermosetting epoxy powder.

SIZE: suitable for spacing 180 and 230 mm, vertical structure thickness of 3 mm, center plate thickness 2,5 mm.

ACCESSORIES: complete with adjustable feet, kit for fixing and kit for bidet mounting.

MAXIMUM LOAD: 400 kg (UNI EN 997). ASSEMBLY: avoid the use of lime because it is corrosive. Use only pure cement.

OPTIONAL: reinforcing brackets to be used in cases where the wall does not ensure sufficient solidity [art. 234235002].

Kit per art. 234 - Kit for art. 234

Y 30 31

CODE	Description			€
120234235K	Kit fissaggio staffa / Kit fixing bracket	264	1	3,93
120234000K	Kit fissaggio bidet / Kit fixing bidet	186	1	2,95

CODICE / CODE 120234235K	KIT FISSAGGIO STAFFA KIT BRACKET INSTALLATION	N°	
	Tassello / Plug 10x60	4	264
	Dado / Back nut M8	8	
	Dado / Back nut M12	6	
	Rondella / Washer 36x3 Ø12	6	
	Tappo di copertura bianco White cover cap	2	
	Dado bianco con rondella White back nut with washer	2	
CODICE / CODE 120234000K	KIT FISSAGGIO BIDET KIT BIDET INSTALLATION	N°	
	Dado / Back nut M6	2	186
	Semi collare / Half collar Ø 8 mm	1	
	Vite / Screw M6x20	2	
	Vite / Screw M8x10	2	
	Rondella / Washer Ø 17 mm - foro/hole Ø 8 mm	2	
	Collare Ø 1/2" con viti Collar Ø 1/2" with screw	2	




PRATI^{KO} TOP

235

Y 30 31

STAFFA DI FISSAGGIO PER VASO SOSPESO

- BRACKET FOR HANGING WATER
- HALTERUNG FÜR HAENGENDE WC
- SUPORT DE FIXATION POUR WC SUSPENDU
- SOPORTE FIJADOR PARA WC SUSPENDIDO

CODE	Support wheelbase				€
235000000	180 - 230 mm	2800	1	100	49,52

FINITURA: staffe pre-montate, e verniciate con polvere termoindurente epossipoliestere.

DIMENSIONI: adatto per interasse 180 e 230 mm, spessore delle spalle 3 mm, spessore piastra centrale 2,5 mm.

ACCESSORI: completa di piedini regolabili, kit di fissaggio staffa e kit di fissaggio bidet.

CARICO MASSIMO: 400 kg (UNI EN 997).

MONTAGGIO: evitare l'utilizzo di calce in quanto corrosiva. Utilizzare solo cemento puro.

OPTIONAL: staffe di rinforzo da utilizzare nei casi in cui il muro non garantisca sufficiente solidità (art. 234235002).

FINISHING: brackets pre-assembled, painted with thermosetting epoxy powder.

SIZE: suitable for spacing 180 and 230 mm, vertical structure thickness of 3 mm, center plate thickness 2,5 mm.

ACCESSORIES: complete with adjustable feet, kit for fixing and kit for WC mounting.



MAXIMUM LOAD: 400 kg (UNI EN 997).





ASSEMBLY: avoid the use of lime because it is corrosive. Use only pure cement.

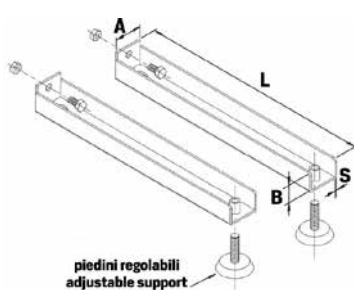
OPTIONAL: reinforcing brackets to be used in cases where the wall does not ensure sufficient solidity (art. 234235002).

Kit per art. 235 - Kit for art. 235

Y 30 31

CODE	Description			€
120234235K	Kit fissaggio staffa / Kit fixing bracket	264	1	3,93
120235000K	Kit fissaggio vaso / Kit fixing WC	112	1	2,22

CODICE / CODE 120234235K	KIT FISSAGGIO STAFFA KIT BRACKET INSTALLATION	N°	
	Tassello / Plug 10x60	4	264
	Dado / Back nut M8	8	
	Dado / Back nut M12	6	
	Rondella / Washer 36x3 Ø12	6	
	Tappo di copertura bianco White cover cap	2	
	Dado bianco con rondella White back nut with washer	2	
CODICE / CODE 120235000K	KIT FISSAGGIO VASO KIT WC INSTALLATION	N°	
	Dado / Back nut M6	4	112
	Cavallotto / U-bolt M6	1	
	Semi collare / Half collar Ø 8 mm	1	
	Vite /Screw M6x20	2	



PRATI^{KO} TOP

235/R

Y 30 31

STAFFE DI RINFORZO PER ARTICOLI 234 / 235

- REINFORCEMENT PLATES FOR WATER AND BIDET SUPPORT
- VERSTÄRKUNG PLATTEN FÜR HALTERUNG WC UND BIDET
- PROFILES DE RENFORCE POUR SUPORT DE FIXATION WC ET BIDET SUSPENDU
- SOPORTES DE REFUERZO

CODE	L mm	A mm	B mm	S mm	Adjustable supports mm			€
234235002	350	48	30	3	M 10 x 120	1834	1 coppia	38,34

Coppia di staffe complete di piedini regolabili e bulloni M8x16.
Couple of brackets complete with adjustable feet and bolts M8x16.





115/04

Y 30 31

ACCESSORIO PER ARTICOLI 235 - 235/02
RIDUZIONE PER SCARICO Ø 90

- ACCESSORY FOR 235-235/02 ARTICLE; REDUCTION FOR DRAINAGE PIPE Ø 90 MM
- ZUBEHÖR FÜR ARTIKEL 235-235/02 FÜR Ø 90 MM DURCHMESSER
- ACCESSOIR POUR ART. 235-235/02; REDUCTION POUR TUBE D'ÉVACUATION Ø 90 MM
- ACCESORIO PARA ART. 235-235/02 REDUCCIÓN PARA TUBO DESCARGA Ø 90 MM

CODE			€
115235004	44	10	3,92

DIMENSIONE: 12 x 150 mm, spessore 3 mm.
FINITURA: staffa zincata.

DIMENSION: 12 x 150 mm, thickness 3 mm.
FINISHING: galvanized bracket.





239/R

Y 30 31

RIDUZIONE 120-100 MM

- 120-100 MM REDUCTION
- REDUKTION 120-100 MM
- RÉDUCTION 120-100 MM
- REDUCCION 120-100 MM

CODE	Dimensions			€
239120100	120 mm - 100 mm	42	20	3,68

PRATI^{KO}® KOMBI



Y 30 31



234/K

STAFFA DI FISSAGGIO PER LAVABO E BIDET
SOSPESO

- SUPPORT FRAME FOR WASHBASIN AND BIDET
- BEFESTIGUNGSWINKEL FÜR WASCHBECKEN UND BIDET
- SUPPORT DE FIXATION POUR LAVE-MAINS ET BIDET SUSPENDU
- SOPORTE FIJADOR PARA LAVABO Y BIDÉ SUSPENDIDO

CODE	Support wheelbase			€
234239002	130 - 180 - 230 - 280 mm	2946	1	45,71

DIMENSIONE STRUTTURA: 395 mm base x 170 mm altezza x 60 mm ca. spessore.

STRUTTURA: montanti (sp. 1,2 mm) e traversi (sp. 1,5/3 mm) in lamiera piegata e tubolare, incastrati e rivettati.

FINITURA: staffe pre-montate e verniciate con polvere termoindurente poliestere.

ACCESSORI: collari per fissaggio attacchi acqua calda/fredda e scarico in versione gomma vulcanizzata.

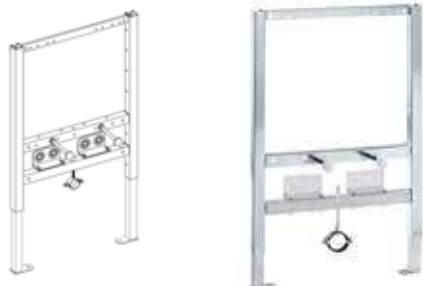
CARICO MASSIMO: 400 kg (UNI EN 997).

STRUCTURE SIZE: 395 mm width x 170 mm height x 60 mm ca. thickness.

STRUCTURE: posts (thk 1,2 mm) and transoms (thk 1,5 / 3 mm) bent sheet metal and tubular, stuck and riveted. FINISHING: brackets pre-assembled and painted with polyester powder paint

ACCESSORIES: collars for hot / cold water, drain mounting attacks in vulcanized rubber version

MAXIMUM LOAD: 400 kg (UNI EN 997).




PRATI[®]KART

234/05

Y 30 31

SUPPORTO AUTOPORTANTE BIDET SOSPESO PER PARETI IN CARTONGESSO

- BIDET SELF-SUPPORT FOR PLASTERBOARD WALLS
- MODUL WAND-WC FÜR TROCKENBAUWAND
- SUPORT DE FIXATION POUR BIDET SUSPENDU SUR PAROI EN PLACOPLATRE
- SOPORTE EMPOTRADO AUTOPORTANTE PARA BIDET SUSPENDIDO

CODE	Support wheelbase				€
234000005	180 - 230 mm	8300	1	40	100,20

DIMENSIONE STRUTTURA: 580 mm base x 770 mm altezza. **FINITURA:** struttura in acciaio completamente zincata.


PIEDINI: altezza regolabile 430 mm ca. **CARICO MASSIMO:** 400 kg (UNI EN 997).

Curva di scarico esclusa dalla confezione

STRUCTURE SIZE: 580 mm width x 770 mm height. **FINISHING:** steel structure completely galvanized.

FOOTHOLD: adjustable height 430 mm ca. **MAXIMUM LOAD:** 400 kg (UNI EN 997).

Discharge curve excluded from the package






235/05

Y 30 31

SUPPORTO AUTOPORTANTE VASO SOSPESO PER PARETI IN CARTONGESSO

- WC SELF-SUPPORT FOR PLASTERBOARD WALLS
- MODUL FREIHÄNGENDES BIDET FÜR TROCKENBAUWAND
- SUPORT DE FIXATION POUR WC SUSPENDU SUR PAROI EN PLACOPLATRE
- SOPORTE EMPOTRADO AUTOPORTANTE PARA WC

CODE	Support wheelbase				€
235000005	180 - 230 mm	9500	1	30	112,36

DIMENSIONE STRUTTURA: 580 mm base x 1180 mm altezza. **FINITURA:** struttura in acciaio completamente zincata. **PIEDINI:** altezza regolabile 430 mm ca. **INGOMBRO:** con scarico Ø 90 mm, spessore totale = 90 mm. **CARICO MASSIMO:** 400 kg (UNI EN 997).

COMPATIBILITÀ: cassette modello Geberit (Unica + / Sigma 8), ITS Todini (Evolution), Valsir (Tropea 3, Tropea S), Pucci (Sara), Fais Milani, Kariba (Futura, Monolith), Oliver (Diamante), ISAR, Bampi* (incasso), Nupi *

*utilizzare spezzoni distanziatori M6x100 per fissare cassetta a telaio (non forniti di serie).

Curve di cacciata e di scarico escluse dalla confezione. Usare solamente curva di scarico Ø 90 mm.

STRUCTURE SIZE: 580 mm width x 1180 mm height. **FINISHING:** steel structure completely galvanized. **FOOTHOLD:** adjustable height 430 mm ca.

DIMENSIONS: Ø 90 mm with discharge pipe, total thickness = 90 mm. **MAXIMUM LOAD:** 400 kg (UNI EN 997).

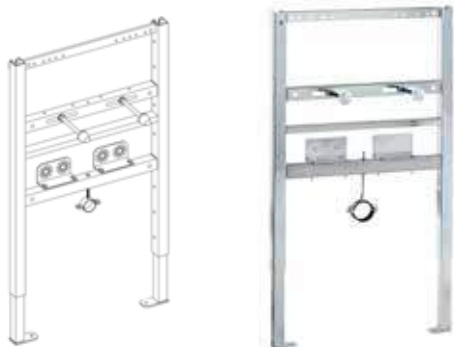
COMPATIBILITY: flushing cistern model: Geberit (Unica + / Sigma 8), ITS Todini (Evolution), Valsir (Tropea 3, Tropea S), Pucci (Sara), Fais Milani, Kariba (Futura, Monolith), Oliver (Diamante), ISAR, Bampi* (incasso), Nupi *

*Use threaded rod M6x100 to connect cassette to structure (not supplied as standard).

Curves of expulsion and discharge are excluded from the package. Use only discharge curve Ø 90 mm.

PRATI^{KO} KART




Y 30 31



239/05

SUPPORTO AUTOPORTANTE LAVABO SOSPESO PER PARETI IN CARTONGESSO

- WASHBASIN SELF-SUPPORT FOR PLASTERBOARD WALLS
- WASCHTISCHMODUL FÜR TROCKENBAUWAND
- SUPPORT DE FIXATION POUR LAVE-MAINS SUSPENDU SUR PAROI EN PLACOPLATRE
- SOPORTE EMPOTRADO AUTOPORTANTE PARA LAVABO

CODE	Support wheelbase				€
239000005	120 - 330 mm	8900	1	30	106,28

DIMENSIONE STRUTTURA: 580 mm base x 980 mm altezza. **FINITURA:** struttura in acciaio completamente zincata. **PIEDINI:** altezza regolabile 430 mm ca. **CARICO MASSIMO:** 150 kg.
Curva di scarico esclusa dalla confezione

STRUCTURE SIZE: 580 mm width x 980 mm height. **FINISHING:** steel structure completely galvanized. **FOOTHOLD:** adjustable height 430 mm ca. **MAXIMUM LOAD:** 150 kg.
Outlet elbow is excluded from the package





235/001 - 235/002

SUPPORTO AUTOPORTANTE ORINATOIO / VUOTATOIO PER PARETI IN CARTONGESSO

- URINAL/SINK SELF-SUPPORT FOR PLASTERBOARD WALLS
- FLEXIBLES MODUL WASCHTISCH ODER URINAL FÜR TROCKENBAUWAND
- SUPPORT DE FIXATION POUR URINOIR/LAVABO SUSPENDU SUR PAROI EN PLACOPLATRE
- SOPORTE EMPOTRADO AUTOPORTANTE PARA URINARIO/ VERTEDERO

Y 30 31

CODE	Description	Support wheelbase			€
235001005	orinatoio sospeso / urinal	variabile / variable	9800	1	145,76
235002005	vuotatoio sospeso / sink	235 mm	8900	1	112,36

Cod. 235001005

DIMENSIONE STRUTTURA: 450 base x 1000 mm altezza + 430 mm ca. piedi regolabili. **FINITURA:** struttura in acciaio completamente zincata, fissaggio orinatoio su tavoletta in legno multistrato marino.

Cod. 235002005

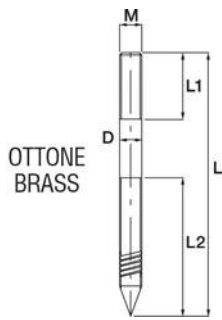
DIMENSIONE STRUTTURA: 580 base x 1185 mm altezza + 430 mm ca. piedi regolabili. **FINITURA:** struttura in acciaio completamente zincata. **COMPATIBILITÀ:** vuotatoio modello Brenta (ceramica Dolomite)
Curva di scarico esclusa dalla confezione

Cod. 235001005

STRUCTURE SIZE: 450 width x 1000 mm, height 430 mm ca. adjustable foothold. **FINISHING:** galvanized steel structure, fastening urinal tablet of wood plywood.

Cod. 235002005

STRUCTURE SIZE: 580 width x 1185 mm, height 430 mm ca. adjustable foothold. **FINISHING:** steel structure completely galvanized. **COMPATIBILITY:** slop sink model Brenta (ceramics Dolomite)
Outlet elbow excluded from the package

OTTONE
BRASS**253/O****Y 30 33****VITE DI FISSAGGIO IN OTTONE PER VASI + BIDET**

- FIXING BRASS SCREWS FOR WC AND BIDET
- WC - U. BIDET BEFESTIGUNGS MESSINGSCHRAUBE
- VIS DE FIXATION EN LAITON POUR CUVETTE WC BIDET
- TORNILLOS DE FIJACIÓN EN LATON PARA WC Y BIDET

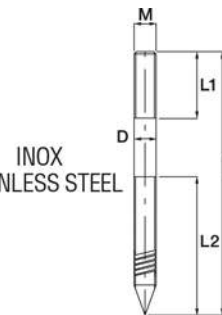
CODE	M	L mm	L1 mm	L2 mm	D mm	Plug			€
253600800	M 6	80	18	40	5	ø 10 x 50 (*)	75	50	4,04

Kit: 4 viti ottone M 6 x 80, 4 dadi ciechi M 6, 4 tasselli 10 x 50, 4 bussole in plastica

(*) tassello codice 252100500

Kit: 4 brass screws M6 x 80, 4 nuts M6, 4 plugs 10 x 50, 4 plastic bushes

(*) plug code 252100500

INOX
STAINLESS STEEL**253/I****Y 30 33****VITE DI FISSAGGIO INOX PER VASI + BIDET**

- FIXING INOX SCREWS FOR WC AND BIDETS
- WC - U. BIDET BEFESTIGUNGS INOX SCHRAUBEN
- VIS DE FIXATION EN INOX POUR CUVETTE WC BIDET
- TORNILLOS DE FIJACIÓN INOX PARA WC Y BIDET

CODE	M	L mm	L1 mm	L2 mm	D mm	Plug			€
253600801	M 6	80	18	40	5	ø 10 x 50 (*)	106	50	3,17

Kit: 4 viti inox M 6 x 80, 4 dadi ciechi M 6, 4 tasselli 10 x 50, 4 bussole in plastica

(*) tassello codice 252100500

Kit: 4 stainless steel screws M6 x 80, 4 nuts M6, 4 plugs 10 x 50, 4 plastic bushes

(*) plug code 252100500

ACCIAIO
TROPICALIZZATO
TROPICALIZED
STEEL**253/T****Y 30 33****VITE DI FISSAGGIO TROPICALIZZATA PER VASI + BIDET**

- FIXING TROPICALIZED SCREWS FOR WC AND BIDET
- WC - U. BIDET BEFESTIGUNGS SCHRAUBEN
- VIS DE FIXATION POUR CUVETTE WC BIDET
- TORNILLOS DE FIJACIÓN ACERO PARA WC Y BIDET

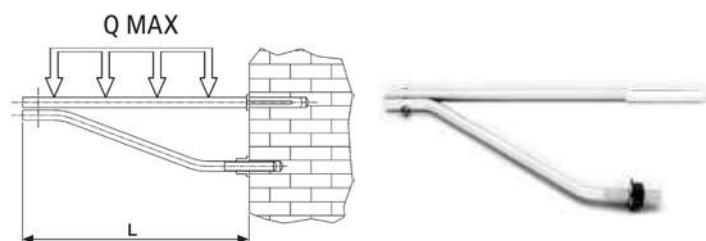
CODE	M	L mm	L1 mm	L2 mm	D mm	Plug			€
253600802	6	80	18	40	5	ø 10 x 50 (*)	75	50	2,77

Kit: 4 viti acciaio al carbonio tropicalizzato M 6 x 80, 4 dadi ciechi M 6, 4 tasselli 10 x 50, 4 bussole in plastica

(*) tassello codice 252100500

Kit: 4 screws carbon steel tropicalized M6 x 80, 4 nuts M6, 4 plugs 10 x 50, 4 plastic bushes

(*) Plug code 252100500



254

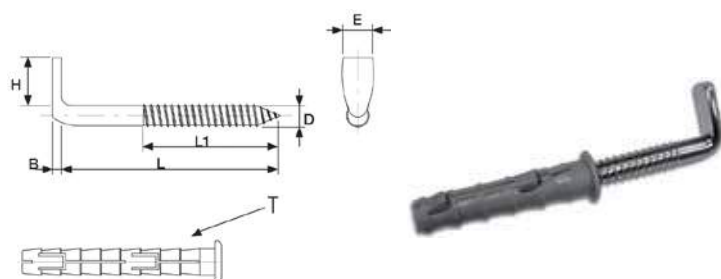
Y 30 33

COPPIA DI MENSOLE PLASTIFICATE BIANCHE PER LAVABO

- WHITE PLASTIC-COATED BRACKETS FOR WASH BASIN
- WEISSE KUNSTSTOFFBESCHICHTETE KONSOLEN FÜR WASCHBECKEN
- CONSOLES PLASTIFIÉES BLANCHES POUR LAVABO
- MENSULAS PLASTIFICADAS BIANCAS PARA LAVAMANO

NOTE: Mensole regolabili zincate e verniciate
Adjustable bracket galvanized and painted

CODE	L mm	Plug	Q MAX (capacity) kg			€
254340000	340	ø 16 x 90	90	1233	15	20,40
254460000	460	ø 16 x 90	80	1690	15	21,37



265

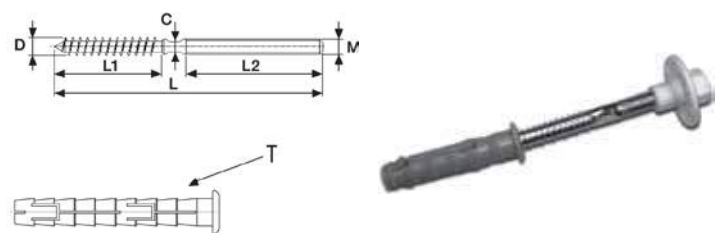
Y 30 33

CODETTE FISSAGGIO SCALDABAGNO

- BOILER CLAMPING ELEMENTS
- BOILER-BEFESTIGUNGSELEMENT
- VIS DE FIXATION DE CHAUFFE EAU
- ALCAYATA FIJACIÓN CALENTADOR

CODE	L mm	L1 mm	B mm	D mm	E mm	H mm	T mm			€
265800700	64	40	3	8	11	18	ø 10 x 70 art. 252100700	60	100	0,85
265100800	74	58	4	10	14	22	ø 14 x 70 art. 252140700	92	50	1,01
265100100	94	58	4	10	14	22	ø 14 x 70 art. 252140700	112	50	1,14

Kit: 2 codette, 2 tasselli
Kit: 2 boiler clampings, 2 plugs



266

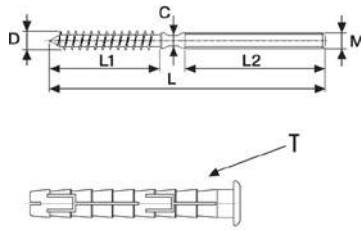
Y 30 33

FISSALAVABO

- WASH-BASIN CLAMP
- WASCHTISCHBEFESTIGUNG
- VIS DE FIXATION DE LAVABO
- FIJACIÓN PARA LAVABO

CODE	M	L mm	L1 mm	L2 mm	C mm	D mm	T mm	White plastic ring mm			€
266800900	M 8	100	65	23	5	8	ø 10 x 60 art. 252100600	øe=39 mm L= 17 mm	79	50	1,00
266100120	M 10	120	60	45	7	10	ø 14 x 75 art. 252140750	øe=39 mm L= 17 mm	152	40	1,27
266100140	M 10	140	60	45	7	10	ø 14 x 75 art. 252140750	øe=39 mm L= 17 mm	16	40	2,16
266100180	M 10	180	60	75	7	10	ø 14 x 75 art. 252140750	øe=39 mm L= 17 mm	208	20	2,95
266100250	M 10	250	60	80	7	10	ø 14 x 75 art. 252140750	øe=39 mm L= 17 mm	280	20	4,25

Kit: 2 viti, 2 dadi, 2 tasselli, 2 ghiera bianche in plastica sagomate
Kit: 2 screws, 2 nuts, 2 plugs, 2 white rings in shaped plastic

**267****Y 30 33****FISSA SANITARIO A PARETE**

- WALL SANITARY CLAMP
- WAND-SANITARBESTIGUNG
- VIS DE FIXATION DE LAVABO ET DE CHAUFFE EAU AVEC ECROU NYLON
- FIJACIÓN PARA SANITARIO DE MURO

CODE	M	L mm	L1 mm	L2 mm	C mm	D mm	T mm	White plastic ring mm			€
267100120	M 10	120	45	60	7	10	ø 14 x 70 art. 252140700	Øe=39 mm L= 33 mm Ex=17 mm	131	40	1,79
267100140	M 10	140	70	60	8,5	10	ø 14 x 70 art. 252140700	Øe=39 mm L= 33 mm Ex=17 mm	15	40	2,28

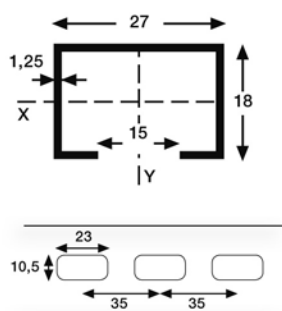
Kit: 2 viti, 2 tasselli, 2 ghiera filettate bianche in plastica, sagomate con l'impronta della chiave di serraggio.

Kit: 2 screws, 2 plugs, 2 threaded rings in white plastic, shaped with the imprint of the torque wrench.

**269/N****Y 30 33****ELEMENTO DI FISSAGGIO ORIZZONTALE WC/BIDET IN NYLON**

- NYLON WC/BIDET HORIZONTAL CLAMPING ELEMENT
- WC/BIDET BEFESTIGUNGSELEMENT AUS NYLON, HORIZONTAL
- ÉLÉMENT DE FIXATION HORIZONTAL POUR WC/BIDET EN NYLON
- ELEMENTO DE FIJACIÓN HORIZONTAL WC/BIDET EN NYLON

CODE	Plug	Screw			€
269500500	ø 10 x 50	ø 7 x 60	90	25	4,20



210-P1

Y 10 11

PROFILO 2 M ZINCATO SENDZIMIR

- GALVANIZED FIXING RAIL 2 M
- MONTAGESCHIENE VERZINKT 2 M
- RAIL GALVANISÉ 2 M
- GUÍA PERFORADA GALVANIZADA 2 M

MATERIAL: DX51D+Z

GALVANIZATION: zincatura Sendzimir
Sendzimir galvanised

CODE	Dimensions	Section cm ²	Jx cm ⁴	Jy cm ⁴	Wx cm ³	Wy cm ³			€
210000004	27x18x1,25	0,84	0,36	0,95	0,33	0,70	0,55	10 barre	8,33

Asse di riferimento X-X

Il momento d'inerzia Jx-Jy ed i moduli di resistenza Wx-Wy sono calcolati in corrispondenza di una sezione omogenea (fori esclusi).

F1 - F2 - F3 - Q = (daN)

1 daN ≈ 1 kgf

Calcolato su 1/3 del carico di rottura.

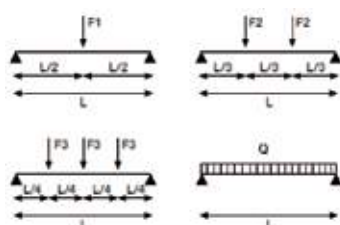
Reference axis X-X

Moment of inertia Jx-Jy and strength modulus Wx-Wy are calculated in correspondence with homogeneous section (holes excluded).

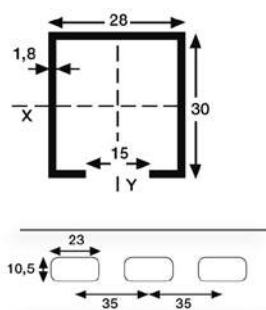
F1 - F2 - F3 - Q = (daN)

1 daN ≈ 1 kgf

Calculated on 1/3 of tensile strength.



210000004 27x18x1,25	L (mm)				
	500	1000	1500	2000	
F1	41	21	10	6	
F2	29	23	6	4	
F3	21	9	5	3	
Q	82	42	20	12	



210-P2

Y 10 11

PROFILO 2 M ZINCATO SENDZIMIR

- GALVANIZED FIXING RAIL 2 M
- MONTAGESCHIENE VERZINKT 2 M
- RAIL GALVANISÉ 2 M
- GUÍA PERFORADA GALVANIZADA 2 M

MATERIAL: DX51D+Z

GALVANIZATION: zincatura Sendzimir
Sendzimir galvanised

CODE	Dimensions	Section cm ²	Jx cm ⁴	Jy cm ⁴	Wx cm ³	Wy cm ³			€
210000005	28x30x1,8	1,58	1,76	2,08	1,02	1,49	1,17	10 barre	15,60

Asse di riferimento X-X

Il momento d'inerzia Jx-Jy ed i moduli di resistenza Wx-Wy sono calcolati in corrispondenza di una sezione omogenea (fori esclusi).

F1 - F2 - F3 - Q = (daN) 1 daN ≈ 1 kgf

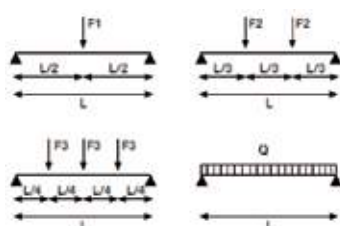
Calcolato su 1/3 del carico di rottura.

Reference axis X-X

Moment of inertia Jx-Jy and strength modulus Wx-Wy are calculated in correspondence with homogeneous section (holes excluded).

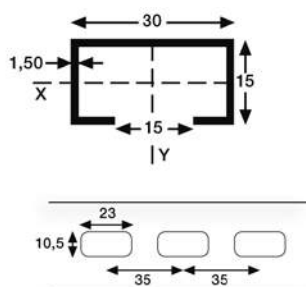
F1 - F2 - F3 - Q = (daN) 1 daN ≈ 1 kgf

Calculated on 1/3 of tensile strength.



210000005 28x30x1,8	L (mm)				
	500	1000	1500	2000	
F1	125	60	40	27	
F2	87	45	27	18	
F3	59	30	20	13	
Q	250	120	80	54	

Y1011

**210-P3****PROFILO 2 M ZINCATO SENDZIMIR**

- GALVANIZED FIXING RAIL 2 M
- MONTAGESCHIENE VERZINKT 2 M
- RAIL GALVANISÉ 2 M
- GUÍA PERFORADA GALVANIZADA 2 M

MATERIAL: DX51D+Z**GALVANIZATION:** zincatura Sendzimir
Sendzimir galvanised

CODE	Dimensions	Section cm ²	J _x cm ⁴	J _y cm ⁴	W _x cm ³	W _y cm ³	kg/m	Box	€
210000000	30x15x1,5	0,98	0,30	1,26	0,33	0,84	0,70	6 barre	9,22

Asse di riferimento X-X

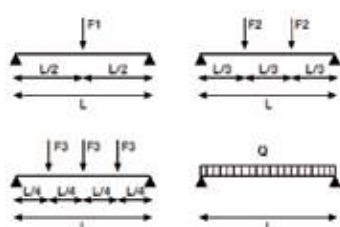
Il momento d'inerzia J_x-J_y ed i moduli di resistenza W_x-W_y sono calcolati in corrispondenza di una sezione omogenea (fori esclusi).

F1 - F2 - F3 - Q = (daN) 1 daN ≈ 1 kgf Calcolato su 1/3 del carico di rottura.

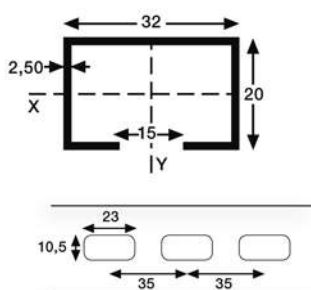
Reference axis X-X

Moment of inertia J_x-J_y and strength modulus W_x-W_y are calculated in correspondence with homogeneous section (holes excluded).

F1 - F2 - F3 - Q = (daN) 1 daN ≈ 1 kgf Calculated on 1/3 of tensile strength.



210000000 30x15x1,5	L (mm)				
	500	1000	1500	2000	
F1	42	21	14	10	
F2	32	16	10	8	
F3	21	10	7	5	
Q	84	42	28	20	

**210-P4****PROFILO 2 M ZINCATO SENDZIMIR**

- GALVANIZED FIXING RAIL 2 M
- MONTAGESCHIENE VERZINKT 2 M
- RAIL GALVANISÉ 2 M
- GUÍA PERFORADA GALVANIZADA 2 M

MATERIAL: DX51D+Z**GALVANIZATION:** zincatura Sendzimir
Sendzimir galvanised

CODE	Dimensions	Section cm ²	J _x cm ⁴	J _y cm ⁴	W _x cm ³	W _y cm ³	kg/m	Box	€
210000001	32x20x2,5	1,87	0,94	2,70	0,80	1,68	1,30	6 barre	15,10

Asse di riferimento X-X

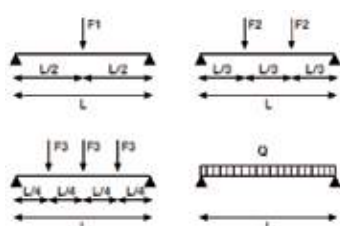
Il momento d'inerzia J_x-J_y ed i moduli di resistenza W_x-W_y sono calcolati in corrispondenza di una sezione omogenea (fori esclusi).

F1 - F2 - F3 - Q = (daN) 1 daN ≈ 1 kgf Calcolato su 1/3 del carico di rottura.

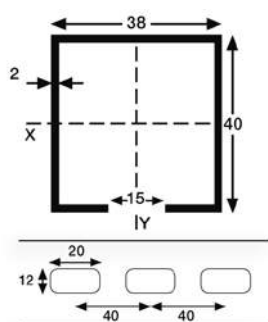
Reference axis X-X

Moment of inertia J_x-J_y and strength modulus W_x-W_y are calculated in correspondence with homogeneous section (holes excluded).

F1 - F2 - F3 - Q = (daN) 1 daN ≈ 1 kgf Calculated on 1/3 of tensile strength.



210000001 32x20x2,5	L (mm)				
	500	1000	1500	2000	
F1	102	51	34	25	
F2	77	38	25	19	
F3	51	25	17	13	
Q	204	102	68	50	



210-P5

Y 10 11

PROFILO 2 M ZINCATO SENDZIMIR

- GALVANIZED FIXING RAIL 2 M
- MONTAGESCHIENE VERZINKT 2 M
- RAIL GALVANISÉ 2 M
- GUÍA PERFORADA GALVANIZADA 2 M

MATERIAL: DX51D+Z

GALVANIZATION: zincatura Sendzimir
Sendzimir galvanised

CODE	Dimensions	Section cm ²	Jx cm ⁴	Jy cm ⁴	Wx cm ³	Wy cm ³			€
210000002	38 x 40 x 2	2,59	5,57	6,20	2,51	3,26	2,0	4 barre	26,86

Asse di riferimento X-X

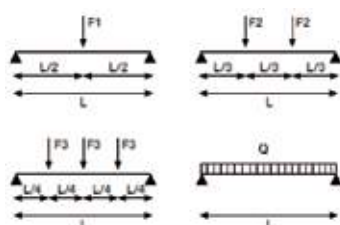
Il momento d'inerzia Jx-Jy ed i moduli di resistenza Wx-Wy sono calcolati in corrispondenza di una sezione omogenea (fori esclusi).

F1 - F2 - F3 - Q = [daN] 1 daN ≈ 1 kgf Calcolato su 1/3 del carico di rottura.

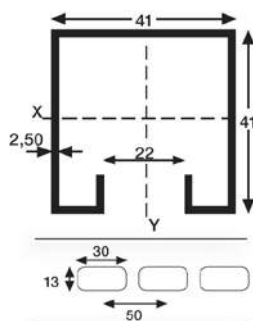
Reference axis X-X

Moment of inertia Jx-Jy and strength modulus Wx-Wy are calculated in correspondence with homogeneous section (holes excluded).

F1 - F2 - F3 - Q = [daN] 1 daN ≈ 1 kgf Calculated on 1/3 of tensile strength.



210000002 38x40x2	L (mm)				
	500	1000	1500	2000	
F1	293	146	98	73	
F2	220	110	73	55	
F3	146	73	50	36	
Q	586	292	196	146	



210-P6

Y 10 11

PROFILO 3 M ZINCATO SENDZIMIR

- GALVANIZED FIXING RAIL 3 M
- MONTAGESCHIENE VERZINKT 3 M
- RAIL GALVANISÉ 3 M
- GUÍA PERFORADA GALVANIZADA 3 M

MATERIAL: DX51D+Z

GALVANIZATION: zincatura Sendzimir
Sendzimir galvanised

CODE	Dimensions	Section cm ²	Jx cm ⁴	Jy cm ⁴	Wx cm ³	Wy cm ³			€
210000006	41 x 41 x 2,5	3,38	7,30	9,22	3,19	4,49	2,5	5 barre	41,46

Asse di riferimento X-X

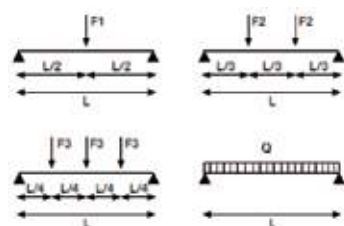
Il momento d'inerzia Jx-Jy ed i moduli di resistenza Wx-Wy sono calcolati in corrispondenza di una sezione omogenea (fori esclusi).

F1 - F2 - F3 - Q = [daN] 1 daN ≈ 1 kgf Calcolato su 1/3 del carico di rottura.

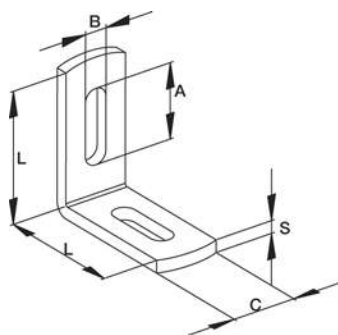
Reference axis X-X

Moment of inertia Jx-Jy and strength modulus Wx-Wy are calculated in correspondence with homogeneous section (holes excluded).

F1 - F2 - F3 - Q = [daN] 1 daN ≈ 1 kgf Calculated on 1/3 of tensile strength.





210000006 41x41x2,5	L (mm)				
	500	1000	1500	2000	3000
F1	316	158	105	79	52
F2	237	118	79	59	39
F3	158	79	52	39	26
Q	632	316	210	158	104

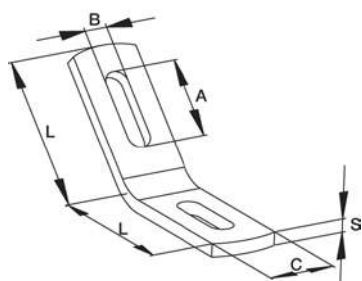
**212/90****Y 10 13****ANGOLARE A 90° ZINCATO PER PROFILATO**

- 90° CONNECTION PLATE
- MONTAGE-WINKEL 90°
- EQUERRE 90°
- ESCUADRA 90°

For fixing rails: 27/18 - 28/30 - 30/15 - 32/20



CODE	L mm	C mm	S mm	A x B mm			€
212000090	60	26	5	30 x 8,5	92	100	1,79

Tolleranza angolo di piega squadretta: ± 2 gradi
Tolerance angle bracket: ± 2 degrees

**212/135****Y 10 13****ANGOLARE A 135° ZINCATO PER PROFILATO**

- 135° CONNECTION PLATE
- MONTAGE-WINKEL 135°
- EQUERRE 135°
- ESCUADRA 135°

For fixing rails: 27/18 - 28/30 - 30/15 - 32/20



CODE	L mm	C mm	S mm	A x B mm			€
212000045	56	26	5	30 x 8,5	88	100	1,81

Tolleranza angolo di piega squadretta: ± 2 gradi
Tolerance angle bracket: ± 2 degrees

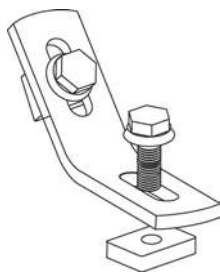
**212/90 Kit****Y 10 13****KIT ANGOLARE A 90° ZINCATO PER PROFILATO**

- KIT 90° CONNECTION PLATE
- MONTAGEKIT-WINKEL 90°
- KIT EQUERRE 90°
- KIT ESCUADRA 90°

For fixing rails: 27/18 - 28/30 - 30/15 - 32/20

CODE	Description			€
212900000	n° 2 angolari/connection plate 90° cod. 212000090 n° 4 dadi a rombo/rhomboidal nut cod. 213008000 n° 4 viti zigrinate/knurled screws M 8 x 14	275	50 Kit	6,64

Tolleranza angolo di piega squadretta: ± 2 gradi
Tolerance angle bracket: ± 2 degrees

**212/135 Kit****Y1013****KIT ANGOLARE A 135° ZINCATO PER PROFILATO**

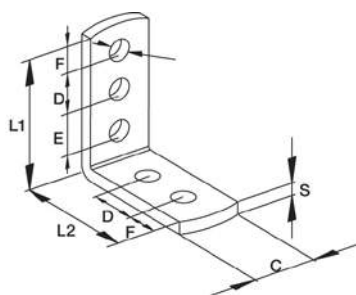
- KIT 135° CONNECTION PLATE
- MONTAGEKIT-WINKEL 135°
- KIT EQUERRE 135°
- KIT ESCUADRA 135°

For fixing rails: 27/18 - 28/30 - 30/15 - 32/20

CODE	Description			€
212450000	n° 2 angolari/connection plate 45° cod. 212000045 n° 4 dadi a rombo/rhomboidal nut cod. 213008000 n° 4 viti zigrinate/knurled screws M 8 x 14	272	50 Kit	6,64

Tolleranza angolo di piega squadretta: ± 2 gradi

Tolerance angle bracket: ± 2 degrees

**212/90 P****Y1013****ANGOLARE A 90° ZINCATO PER PROFILATO**

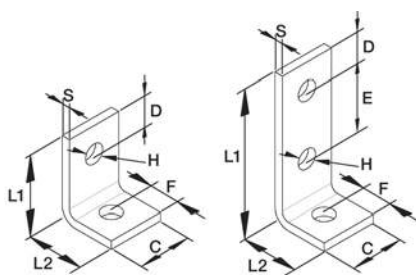
- 90° CONNECTION PLATE
- MONTAGE-WINKEL 90°
- EQUERRE 90°
- ESCUADRA 90°

For fixing rails: 38/40

CODE	L1 mm	L2 mm	C mm	D mm	E mm	S mm	F mm	H mm			€
212090000	105	90	40	40	32	6	18	ø 10	318	25	2,88

Tolleranza angolo di piega squadretta: ± 2 gradi

Tolerance angle bracket: ± 2 degrees

**212/90 P6****Y1013****ANGOLARE A 90° ZINCATO PER PROFILATO**

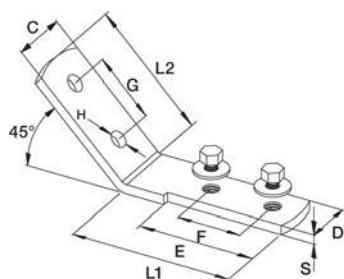
- 90° CONNECTION PLATE
- MONTAGE-WINKEL 90°
- EQUERRE 90°
- ESCUADRA 90°

For fixing rails: 41/41

CODE	L1 mm	L2 mm	C mm	D mm	E mm	S mm	F mm	H mm			€
212090001	56	41	40	19,5	-	6	19,5	ø 13	156	50	2,15
212090002	104	41	40	19,5	48	6	19,5	ø 13	230	50	3,15

Tolleranza angolo di piega squadretta: ± 2 gradi

Tolerance angle bracket: ± 2 degrees

**212/135 P****Y 10 13****KIT ANGOLARE A 135° ZINCATO PER PROFILATO**

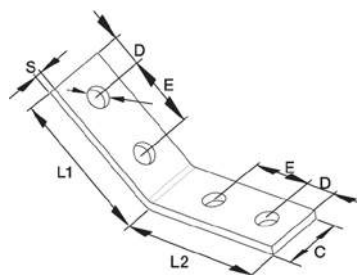
- KIT 135° CONNECTION PLATE
- MONTAGEKIT-WINKEL 135°
- KIT EQUERRE 135°
- KIT ESCUADRA 135°

For fixing rails: 38/40

CODE	L1 mm	L2 mm	C mm	D mm	E mm	S mm	F mm	G mm	H mm			€
212045000	105	75	40	32	75	6	40	40	ø 10,5	356	25	4,41

Tolleranza angolo di piega squadretta: ± 2 gradi

Tolerance angle bracket: ± 2 degrees

**212/135 P6****Y 10 13****ANGOLARE A 135° ZINCATO PER PROFILATO**

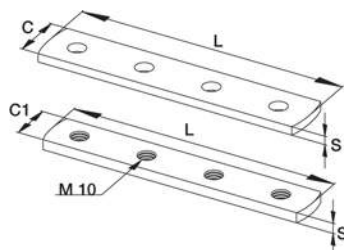
- 135° CONNECTION PLATE
- MONTAGE-WINKEL 135°
- EQUERRE 135°
- ESCUADRA 135°

For fixing rails: 41/41

CODE	L1 mm	L2 mm	C mm	D mm	E mm	S mm	H mm			€
212045001	90	90	40	19,5	48	6	ø 13	300	25	3,43

Tolleranza angolo di piega squadretta: ± 2 gradi

Tolerance angle bracket: ± 2 degrees

**205****Y 10 13****KIT PIASTRINA DI CONGIUNZIONE PER PROFILATO**

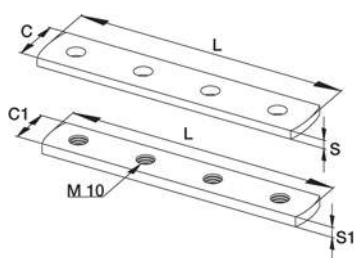
- KIT CONNECTION PLATE FOR FIXING RAIL
- SCHIENENVERBINDER
- ECLISSE POUR RAILS
- UNIÓN DE CARRIL

For fixing rails: 27/18 - 28/30 - 30/15 - 32/20

CODE	L mm	C mm	S mm	C1 mm	S1 mm			€
205030000	155	30	5	25	6	456	20	6,98

Completa di 4 viti M 10 x 20 e 4 rondelle ø 30 mm premontate

Complete with 4 screws M10 x 20 and 4 washers ø 30 mm preassembled

**205/P****Y1013****KIT PIASTRINA DI CONGIUNZIONE PER PROFILATO**

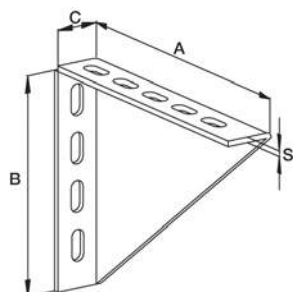
- KIT CONNECTION PLATE FOR FIXING RAIL
- SCHIENENVERBINDER
- ECLISSE POUR RAILS
- UNIÓN DE CARRIL

For fixing rails: 38/40

CODE	L mm	C mm	S mm	C1 mm	S1 mm			€
205038000	155	40	4	32	6	514	20	7,35

Completa di 4 viti M 10 x 20 e 4 rondelle ø 30 mm premontate

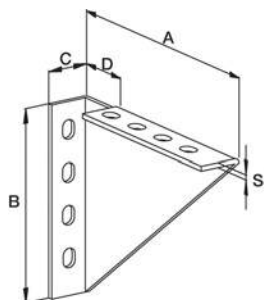
Complete with 4 screws M10 x 20 and 4 washers ø 30 mm preassembled

**206/SS****Y1013****SQUADRETTE DI RINFORZO SENZA SPACCO PER PROFILATO**

- CORNER PLATE WITHOUT SPLIT
- KONSOLENWINKEL OHNE SCHLITZ
- EQUERRE DE CONSOLIDATION
- ÁNGULOS DE MONTAJE

For fixing rails: 30/15 - 32/20

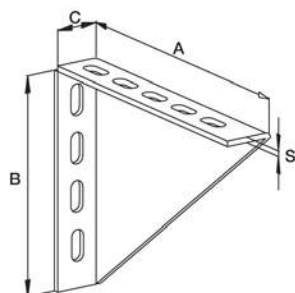
CODE	A mm	B mm	C mm	S mm	Loops mm			€
206030000	200	160	35	4	23 x 10,5 mm interasse/wheelbase 35 mm	762	10	16,87

**206/CS****Y1013****SQUADRETTE DI RINFORZO CON SPACCO PER PROFILATO**

- CORNER PLATE WITH SPLIT
- KONSOLENWINKEL MIT SCHLITZ
- EQUERRE DE CONSOLIDATION
- ÁNGULOS DE MONTAJE



For fixing rails: 30/15 - 32/20

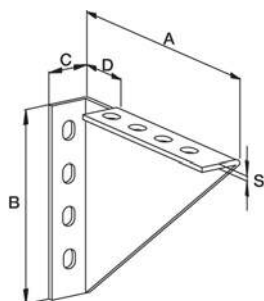
CODE	A mm	B mm	C mm	D mm	S mm	Loops mm			€
206030001	200	160	35	23	4	23 x 10,5 mm interasse/wheelbase 35 mm	792	10	16,87

**206/PSS****Y 10 13****SQUADRETTE DI RINFORZO SENZA SPACCO PER PROFILATO**

- CORNER PLATE WITHOUT SPLIT
- KONSOLWINKEL OHNE SCHLITZ
- EQUERRE DE CONSOLIDATION
- ÁNGULOS DE MONTAJE



For fixing rails: 38/40

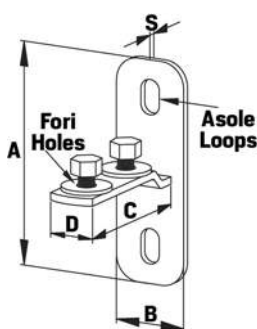
CODE	A mm	B mm	C mm	S mm	Loops mm			€
206038000	200	160	42	4	20 x 12,5 mm interasse/wheelbase 40 mm	876	10	18,27

**206/PCS****Y 10 13****SQUADRETTE DI RINFORZO CON SPACCO PER PROFILATO**

- CORNER PLATE WITH SPLIT
- KONSOLWINKEL MIT SCHLITZ
- EQUERRE DE CONSOLIDATION
- ÁNGULOS DE MONTAJE



For fixing rails: 38/40

CODE	A mm	B mm	C mm	D mm	S mm	Loops mm			€
206038001	200	160	42	45	4	20 x 12,5 mm interasse/wheelbase 40 mm	852	10	18,27

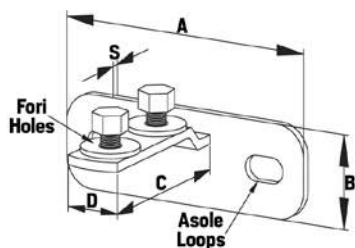
**207 L 30****Y 10 13****MENSOLA FRONTALE LONGITUDINALE PER PROFILATO**

- LENGTHWAY FRONT BRACKET
- SATTELFLANSCH LÄNGS
- PLATINE U, SOUDURE LONGITUDINALE
- APOYO DE CARRIL VERTICAL

For fixing rails: 27/18 - 28/30 - 30/15 - 32/20

CODE	A mm	B mm	C mm	D mm	S mm	Loops mm	Holes mm			€
207030000	120	40	84	25	4	11 x 19 mm interasse/wheelbase 85 mm	M 10 interasse/wheelbase 40 mm	258	10	6,78

Completa di n° 2 viti M 10 e rondelle ø 30 mm premontate
Complete with 2 screws M10 and washers ø 30 mm preassembled

**207 T 30****Y1013****MENSOLA FRONTALE TRASVERSALE PER PROFILATO**

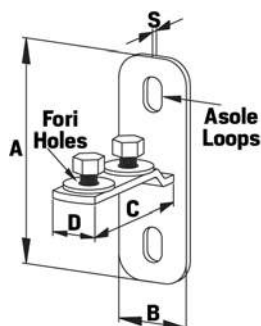
- CROSSWAY FRONT BRACKET
- SATTELFLANSCH QUER
- PLATINE U, SOUDURE TRANSVERSALE
- APOYO DE CARRIL HORIZONTAL

For fixing rails: 27/18 - 28/30 - 30/15 - 32/20

CODE	A mm	B mm	C mm	D mm	S mm	Loops mm	Holes mm			€
207030001	120	40	84	25	4	11 x 19 mm interasse/wheelbase 85 mm	M 10 interasse/wheelbase 40 mm	258	10	6,78

Completa di n° 2 viti M 10 e rondelle ø 30 mm premontate

Complete with 2 screws M10 and washers ø 30 mm preassembled

**207 L 38****Y1013****MENSOLA FRONTALE LONGITUDINALE PER PROFILATO**

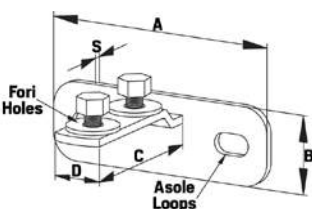
- LENGHTWAY FRONT BRACKET
- SATTELFLANSCH LÄNGS
- PLATINE U, SOUDURE LONGITUDINALE
- APOYO DE CARRIL VERTICAL

For fixing rails: 38/40

CODE	A mm	B mm	C mm	D mm	S mm	Loops mm	Holes mm			€
207038000	120	40	84	30	4	11 x 19 mm interasse/wheelbase 85 mm	M 10 interasse/wheelbase 40 mm	265	10	10,86

Completa di n° 2 viti M 10 e rondelle ø 30 mm premontate

Complete with 2 screws M10 and washers ø 30 mm preassembled

**207 T 38****Y1013****MENSOLA FRONTALE TRASVERSALE PER PROFILATO**

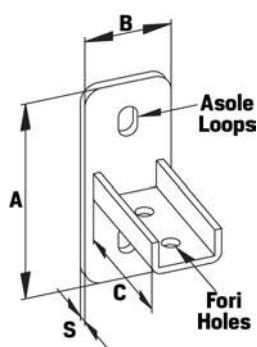
- CROSSWAY FRONT BRACKET
- SATTELFLANSCH QUER
- PLATINE U, SOUDURE TRANSVERSALE
- APOYO DE CARRIL HORIZONTAL

For fixing rails: 38/40

CODE	A mm	B mm	C mm	D mm	S mm	Loops mm	Holes mm			€
207038001	120	40	84	30	4	11 x 19 mm interasse/wheelbase 85 mm	M 10 interasse/wheelbase 40 mm	272	10	10,86

Completa di n° 2 viti M 10 e rondelle ø 30 mm premontate

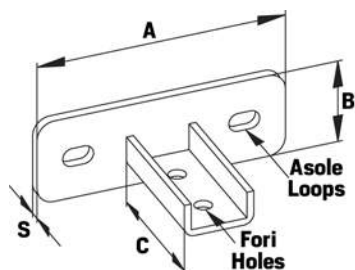
Complete with 2 screws M10 and washers ø 30 mm preassembled

**208 L 30/32****Y 10 13****MENSOLA DI SUPPORTO LONGITUDINALE PER PROFILATO**

- LENGHTWAY FRONT BRACKET
- SATTELFLANSCH LÄNGS
- PLATINE U, SOUDURE LONGITUDINALE
- APOYO DE CARRIL VERTICAL

For fixing rails: 30/15 - 32/20

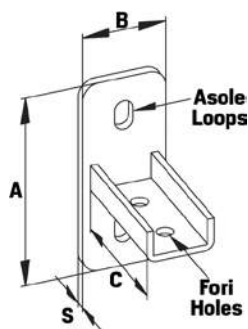
CODE	A mm	B mm	C mm	S mm	Loops mm	Holes mm			€
208030000	128	50	80	6	11 x 18 mm interasse/wheelbase 80 mm	ø 11 interasse/wheelbase 35 mm	436	10	5,15

**208 T 30/32****Y 10 13****MENSOLA DI SUPPORTO TRASVERSALE PER PROFILATO**

- CROSSWAY FRONT BRACKET
- SATTELFLANSCH QUER
- PLATINE U, SOUDURE TRANSVERSALE
- APOYO DE CARRIL HORIZONTAL

For fixing rails: 30/15 - 32/20

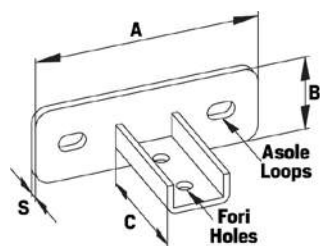
CODE	A mm	B mm	C mm	S mm	Loops mm	Holes mm			€
208030001	144	50	80	6	11 x 18 mm interasse/wheelbase 97 mm	ø 11 interasse/wheelbase 35 mm	472	10	5,15

**208 L 38/40****Y 10 13****MENSOLA DI SUPPORTO LONGITUDINALE PER PROFILATO**

- LENGHTWAY FRONT BRACKET
- SATTELFLANSCH LÄNGS
- PLATINE U, SOUDURE LONGITUDINALE
- APOYO DE CARRIL VERTICAL



For fixing rails: 38/40

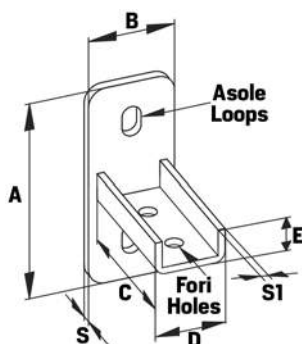
CODE	A mm	B mm	C mm	S mm	Loops mm	Holes mm			€
208038000	144	50	80	6	11 x 18 mm interasse/wheelbase 97 mm	ø 12,5 interasse/wheelbase 40 mm	578	10	13,97

**208 T 38/40****Y1013****MENSOLA DI SUPPORTO TRASVERSALE PER PROFILATO**

- CROSSWAY FRONT BRACKET
- SATTELFLANSCH QUER
- PLATINE U, SOUDURE TRANSVERSALE
- APOYO DE CARRIL HORIZONTAL



For fixing rails: 38/40

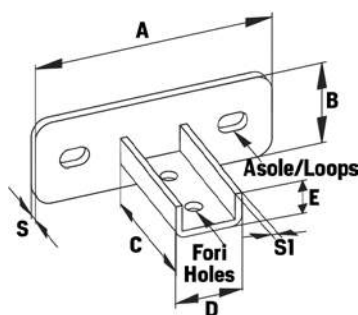
CODE	A mm	B mm	C mm	S mm	Loops mm	Holes mm			€
208038001	144	50	80	6	11 x 18 mm interasse/wheelbase 97 mm	ø 12,5 interasse/wheelbase 40 mm	582	10	13,97

**208 L 41****Y1013****MENSOLA DI SUPPORTO LONGITUDINALE PER PROFILATO**

- LENGHTWAY FRONT BRACKET
- SATTELFLANSCH LÄNGS
- PLATINE U, SOUDURE LONGITUDINALE
- APOYO DE CARRIL VERTICAL



For fixing rails: 41/41

CODE	A mm	B mm	C mm	D mm	E mm	S mm	S1 mm	Loops mm	Holes mm			€
208041000	160	80	98	53	45	6	5	13 x 25 mm interasse/ wheelbase 115 mm	ø 12 interasse/ wheelbase 48 mm	672	10	15,94

**208 T 41****Y1013****MENSOLA DI SUPPORTO TRASVERSALE PER PROFILATO**



- CROSSWAY FRONT BRACKET
- SATTELFLANSCH QUER
- PLATINE U, SOUDURE TRANSVERSALE
- APOYO DE CARRIL HORIZONTAL

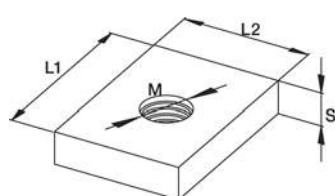
For fixing rails: 41/41

CODE	A mm	B mm	C mm	D mm	E mm	S mm	S1 mm	Loops mm	Holes mm			€
208041001	160	80	98	53	45	6	5	13 x 25 mm interasse/ wheelbase 115 mm	ø 13 interasse/ wheelbase 48 mm	718	10	15,94

**209****Y 10 13****TAPPO PER PROFILO**




- RAIL PROTECTION CAP
- ABSCHLUSSKAPPE
- CAPUCHON
- TAPÓN GUÍA

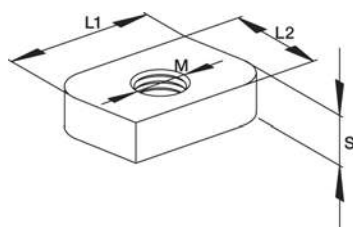
CODE	Description			€
209030000	Per profili / For fixing rails 27/18 - 28/30 - 30/15	3	50	0,42
209032000	Per profili / For fixing rails 32/20	3	50	0,49
209038000	Per profili / For fixing rails 38/40 - 41/41	11	50	0,68

**213/U****Y 10 13****DADO UNIVERSALE PER PROFILO**

- UNIVERSAL NUT
- GEWINDEPLATTE
- ÉCROU RAIL
- TUERCA SOPORTE




For fixing rails: 30/15 - 32/20 - 38/40

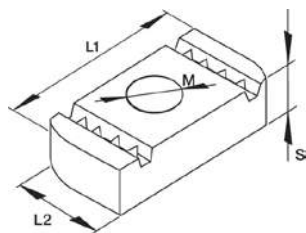
CODE	M	L1 mm	L2 mm	S mm				€
213000008	M 8	24	32	6	36	20	200	0,49
213000010	M 10	24	32	6	36	20	200	0,51

**213/R****Y 10 13****DADO A ROMBO PER PROFILO**

- RHOMBOIDAL NUT
- SCHIEBEMUTTER
- ÉCROU RHOMBÉ
- TUERCA A ROMBO SOPORTE




For fixing rails: 27/18 - 28/30 - 30/15 - 32/20

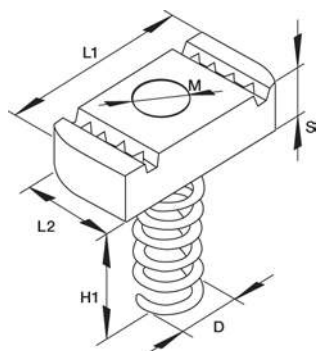
CODE	M	L1 mm	L2 mm	S mm				€
213008000	M 8	24	16	6	13	20	200	0,47
213010000	M 10	24	16	6	14	20	200	0,49

**213/RT****DADO RETTANGOLARE PER PROFILO**

- SHAPED NUT
- MUTTER
- PLAQUE TARAUDÉE
- TUERCA RECTANGULAR



Y1013**For fixing rails: 41/41**

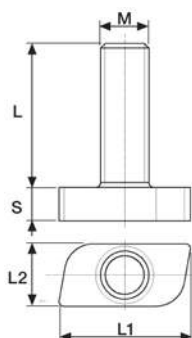
CODE	M	L1 mm	L2 mm	S mm				€
213008041	M 8	34	20	6	26	20	200	0,72
213010041	M 10	34	20	8	30	20	200	0,86
213012041	M 12	34	20	9	39	20	200	1,27

**213 M****DADO RETTANGOLARE CON MOLLA DI ANCORAGGIO PER PROFILO**

- SHAPED NUT WITH SPRING
- MUTTER MIT FEDER
- PLAQUE TARAUDÉE RESSORT
- TUERCA GUÍA



Y1013**For fixing rails: 41/41**

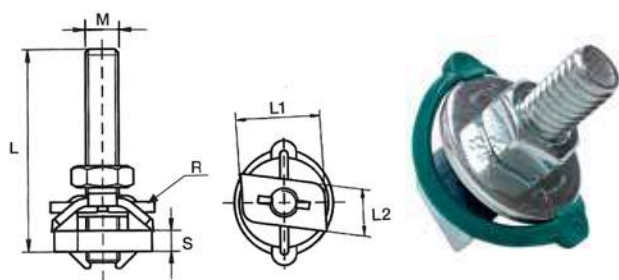
CODE	M	L1 mm	L2 mm	D mm	S mm	H1 mm			€
213008M41	M 8	34	20	18	6	35	27	200	1,77
213010M41	M 10	34	20	18	8	35	35	200	1,83
213012M41	M 12	34	20	18	9	35	37	200	2,67

**214 TMS****BULLONE TESTA MARTELLO M8 E M10**

- M8 & M10 HAMMER HEAD BOLT
- HAMMERKOPFSCHRAUBE
- BOULON RAIL
- TORNILLO

Y1013**For fixing rails: 27/18 - 28/30 - 30/15 - 32/20**

CODE	M	L mm	L1 mm	L2 mm	S mm			€
214800000	M 8	30	25	13	7	28	100	0,98
214100000	M 10	30	25	13	7	34	100	1,27






214 TM/Clip

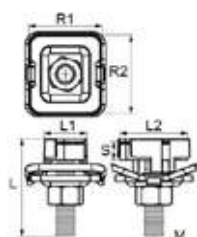
BULLONE TESTA MARTELLO CON CLIP, DADO E RONDELLA

- HAMMER HEAD BOLT WITH CLIP, NUT AND WASHER
- T-BOLZEN MIT CLIP, GEGENMUTTER UND UNTERLEGSCHIEBE VERZINKT
- BOULON POUR PROFILE AVEC CLIP
- TORNILLO GUÍA CON TUERCA Y ARANDELA

Y 10 13

For fixing rails: 27/18 - 28/30 - 30/15 - 32/20

CODE	M	L mm	L1 mm	L2 mm	S mm	R mm				€
214008030	M 8	30	23	13,5	5	ø 25 thk 2,5	30	10	100	2,23
214008040	M 8	40	23	13,5	5	ø 25 thk 2,5	35	10	100	2,48
214010030	M 10	30	23	13,5	5	ø 25 thk 2,5	39	10	100	2,29
214010040	M 10	40	23	13,5	5	ø 25 thk 2,5	43	10	100	2,56






652 TM/Clip

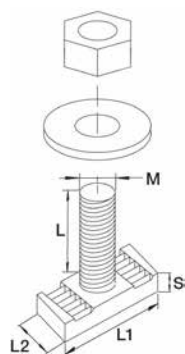
BULLONE TESTA MARTELLO CON CLIP, DADO E RONDELLA

- HAMMER HEAD BOLT WITH CLIP, NUT AND WASHER
- T-BOLZEN MIT CLIP, GEGENMUTTER UND UNTERLEGSCHIEBE VERZINKT
- BOULON POUR PROFILE AVEC CLIP
- TORNILLO GUÍA CON TUERCA Y ARANDELA

Y 10 13

For fixing rails: 41/41

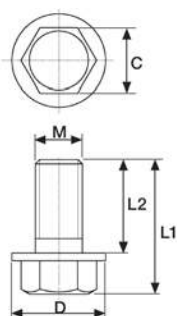
CODE	M	L mm	L1 mm	L2 mm	S mm	R1 mm	R2 mm				€
652785804	M 8	40	19	34,5	6	35	39	76	15	150	3,28
652785805	M 8	50	19	34,5	6	35	39	79	15	150	3,34
652785806	M 8	60	19	34,5	6	35	39	82	5	100	3,38
652785004	M 10	40	19	34,5	8	35	39	84	15	150	3,96
652785006	M 10	60	19	34,5	8	35	39	94	5	100	4,07

**214 TMP****BULLONE TESTA MARTELLO PER PROFILO**

- HAMMER HEAD BOLT FOR FIXING RAIL
- T-BOLZEN FÜR PROFIL
- BOULON POUR PROFIL
- TORNILLO GUÍA

Y1013**For fixing rails: 41/41**

CODE	Description	M	L mm	L1 mm	L2 mm	S mm			€
214008041	con dado, rondella ø 8,7-40 sp. 2,5 with nut, washer ø 8,7-40 thk 2,5	M 8	30	34	16	9	75	20	3,51
214010041	con dado, rondella ø 10,5-40 sp. 2,5 with nut, washer ø 10,5-40 thk 2,5	M 10	30	34	16	9	85	10	3,28
214012041	con dado, rondella ø 13-40 sp. 2,5 with nut, washer ø 13-40 thk 2,5	M 12	40	34	21	11	130	10	4,21

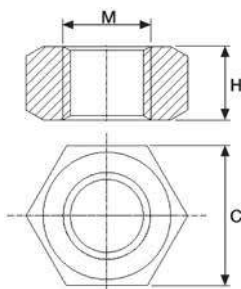
**214/TE****BULLONE TESTA ESAGONALE CON FINTA RONDELLA DENTELLATA**

- HEXAGONAL KNURLED WASHER FACE SCREW
- 6-KANT SCHRAUBEN VERZINKT
- BOULON TÊTE HEXAGONAL AVEC FAUSSE RONDELLE DENTELLÉ
- TORNILLO HEXAGONAL GALVANIZADO

NORM: DIN 6921**MATERIAL:** 4.8 min. ISO 898-1**Y1013**

CODE	M	L1 mm	L2 mm	C mm	D mm				€
214000008	M 8	21	14	13	18	12	20	200**	0,20
214000010	M 10	25	16	15	22	21	20	200**	0,34

(**) unità minima di vendita/minimum selling quantity

**215****DADO ESAGONALE MEDIO ZINCATO**

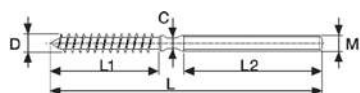
- GALVANIZED BACK NUT
- 6-KANT GEGENMUTTER VERZINKT
- ÉCROU HEXAGONAL GALVANISÉ
- TUERCA HEXAGONAL GALVANIZADA

NORM: UNI 5588**Y1013**



CODE	M	C mm	H mm				€
215006001	M 6	10	5	2	20	500**	0,10
215008001	M 8	13	6,5	5	20	500**	0,12
215010001	M 10	17	8	5	20	500**	0,15
215012001	M 12	19	10	15	20	300**	0,21
215016001	M 16	24	13	29	20	200**	0,36

(**) unità minima di vendita/minimum selling quantity

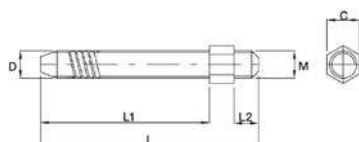
Y 10 13

**216****VITE FERROLEGNO ZINCATA**



- GALVANIZED BOLT-WOOD SCREW
- HOLZSCHRAUBE VERZINKT
- VIS DOUBLE FILET GALVANISÉE
- TORNILLO DOBLE ROSCA GALVANIZADO

CODE	M	L mm	L1 mm	L2 mm	C mm	D mm			€
216008090	M 8	90	50	30	5	8	24	250	0,22
216008100	M 8	100	65	23	5	8	24	250	0,26
216010120	M 10	120	60	45	7	10	53	200	0,38
216010140	M 10	140	60	45	7	10	64	200	0,46
216010180	M 10	180	60	78	7	10	86	150	0,72
216010250	M 10	250	60	78	7	10	120	100	1,37

Y 10 13

**216/B****VITE A BATTENTE ZINCATA**



- GALVANIZED SCREW
- HOLZSCHRAUBE VERZINKT
- VIS DOUBLE FILET GALVANISÉE
- TORNILLO DOBLE ROSCA GALVANIZADO

CODE	M	L mm	L1 mm	L2 mm	C mm	D mm			€
216008093	M 8	93	74	7,5	10	8	27	250	0,35
216010093	M 10	90	72	9	12	10	27	200	0,44

Y 20 21

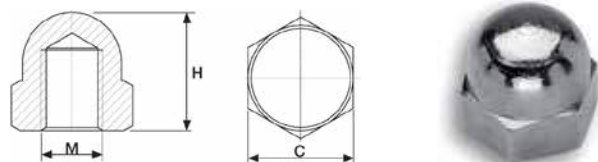
**216/KIT****KIT VITE FERRO-LEGNO + TASSELLO + DADO**

- KIT SCREW + PLUG + BACK NUT
- KIT HOLZSCHRAUBE + DÜBEL + 6-KUNT GEGENMUTTER
- KIT VIS BATTENTE + CHEVILLE + ÉCROU HEXAGONAL
- KIT TORNILLO + TACO + TUERCA HEXAGONAL

CODE	Plug	Screw	Back nut			€
216008100K	10 x 70	M 8 x 100	M 8	75	200 kit	1,19
216010120K	14 x 70	M 10 x 120	M 10	140	100 kit	1,64

Kit : n° 2 tasselli, n° 2 viti, n° 2 dadi

Kit : n° 2 plugs, n° 2 screws, n° 2 back nuts



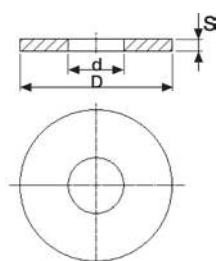
217

DADO CIECO IN OTTONE NICHELATO

- BLIND NUT IN NICKEL-PLATE BRASS
- HUTMUTTER
- ÉCROU AVEUGLE NICKELÉ
- TUERCA CIEGA EN LATON NIQUELADO

CODE	M	C mm	H mm				€
217000008	M 8	13	15	11	20	500**	0,92
217000010	M 10	17	18	20	20	300**	1,76

(**) unità minima di vendita/minimum selling quantity



218

RONDELLA PIANA ZINCATA

- GALVANIZED WASHER
- UNTERLEGSCHIBE VERZINK
- RONDELLE GALVANISÉE
- ARANDELA PLANA GALVANIZADA

CODE	D mm	d mm	S mm				€
218000006	24	6,3	1,5	6	20	500**	0,13
218000008	24	8,6	1,5	7	20	500**	0,13
218000010	30	10,6	2,5	11	20	500**	0,16
218000012	36	13,2	3	19	20	500**	0,22
218000016	48	18	4	48	20	500**	0,35
218008000*	40	8,7	4	20	20	500**	0,81
218010000*	40	10,7	3	22	20	500**	0,32
218012000*	48	14,4	4	24	20	500**	2,69

(*) per profilo/for fixing rail 41 x 41 mm (**) unità minima di vendita/minimum selling quantity



219

TRONCHETTO FILETTATO ZINCATO

- GALVANIZED THREADED ROD
- GEWINDESTANGE VERZINK
- TIGE FILETÉE GALVANISÉE
- ESPÁRRAGO SEPARADOR GALVANIZADO

CODE	M	L mm				€
219000008	M 8	32	9	20	500**	0,19
219000010	M 10	32	15	20	500**	0,23
219000012	M 12	32	22	20	500**	0,70

(**) unità minima di vendita/minimum selling quantity

Y 10 13

**264****BARRA FILETTATA ZINCATA**

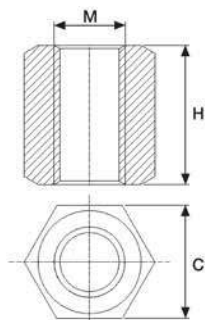
- GALVANIZED THREADED ROD
- GEWINDESTANGE VERZINK
- TIGE FILETÉE GALVANISÉE
- VARILLA ROSCADA GALVANIZADA

MATERIAL: acciaio 4.8 min. ISO 898-1
steel grade 4.8 min. ISO 898-1

NORM: DIN 975

GALVANIZATION: bianca/white
5 CR3 EN ISO 4042

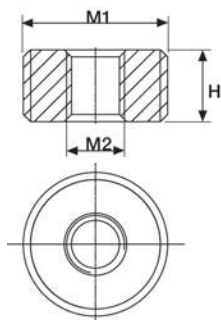
CODE	M	L mm			€
264600001	M 6	1000	168	100	1,22
264800001	M 8	1000	306	50	1,51
264100001	M 10	1000	480	25	2,26
264120001	M 12	1000	690	10	3,76
264160001	M 16	1000	1292	10	6,33

**220****MANICOTTO ZINCATO DI CONGIUNZIONE**

- GALVANIZED STUD CONNECTOR
- EINSCHLAGANKER VERZINK
- RACCORD DE JONCTION FF GALVANISÉE
- MANGUITO SEPARADOR GALVANIZADO

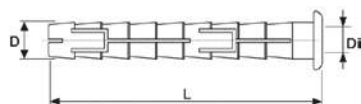
CODE	M	C mm	H mm				€
220000008	M 8	13	25	13	20	200**	1,03
220000010	M 10	17	30	20	20	100**	1,76
220000012	M 12	19	35	28	20	100**	2,38

(**) unità minima di vendita/minimum selling quantity



**222****ADATTATORE ZINCATO
1/2" GAS - M8 / M10**

- ADAPTER 1/2" GAS - M8 / M10
- REDUZIEMUFFE 1/2" GAS - M8 / M10
- ADAPTATEUR 1/2" GAS - M8 / M10
- ADAPTADOR 1/2" GAS - M8 / M10

CODE	M1	M2	H mm			€
222102008	1/2"	M 8	10	19	200	0,82
222102010	1/2"	M 10	10	17	200	0,81

**252/N****TASSELLO DI FISSAGGIO**

- PLUG
- DÜBEL
- CHEVILLE
- TACO

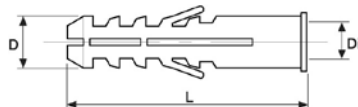
CODE	L mm	D mm	Di mm			€
252060350	35	6	5	2	1000	0,15
252100500	50	10	6	2	600	0,20
252100700	70	10	8	3	600	0,22
252140700	70	14	11	4	350	0,29

Cod. 252100700: per vite M 8 x 100 [216] ed M 8 x 93 a battente [216/B]



Cod. 252140700: per vite M 10 x 120 [216] ed M 10 x 90 a battente [216/B]

Cod. 252100700: for screw M 8 x 100 [216] and M 8 x 93 [216/B]

Cod. 252140700: for screw M 10 x 120 [216] and M 10 x 90 [216/B]

**252/T****TASSELLO DI FISSAGGIO**


- PLUG
- DÜBEL
- CHEVILLE
- TACO

CODE	L mm	D mm	Di mm			€
252600300	30	6	4,5	2	1000	0,23
252800400	40	8	6	5	1000	0,23
252100600	60	10	8,5	2	600	0,30
252140750	75	14	12	4	350	0,43

Y 20 21

252/OTT**TASSELLO IN OTTONE PER FISSAGGI MEDIO-PESANTI**

- BRASS ANCHOR
- MESSINGDÜBEL
- CHEVILLE EN LAITON
- ANCLAJE LATÓN



CODE	M	L mm	D mm			€
2520060TT	M 6	25	8	4	200	0,70
2520080TT	M 8	30	10	8	200	1,09
2520100TT	M 10	35	12	14	100	1,52
2520120TT	M 12	40	15	26	100	2,69

CARICHI MASSIMI AMMISSIBILI IN daN PER APPLICAZIONI IN CALCESTRUZZO
MAXIMUN PERMITTED LOADS IN daN FOR CONCRETE APPLICATIONS
 $RC \geq 25 \text{ N/mm}^2$

Ancorante/Anchor	2520060TT	2520080TT	2520100TT	2520120TT
Vite/Screw 8.8	140	200	250	340

NOTE

Il riquadro riporta i carichi ammissibili in daN in considerazione di:

- sollecitazioni applicate in qualsiasi direzione (trazione assiale, taglio, tiro inclinato)
- ancoranti installati con distanze dal bordo e distanze tra ancoranti uguali o superiori a quelle critiche; per distanze inferiori a quelle critiche è necessario ridurre i carichi
- spessori di supporto uguali o maggiori a quelli riportati

The table shows the permissible loads in daN, in consideration of:

- stresses applied in any direction (axial tension, cutting, tilted load)
- anchors installed with edge distances and distances between equal anchors or exceeding the critical conditions; for distances less than those criticals, it is necessary to reduce loads
- media thicknesses equal or bigger than those indicated above.


Y 20 21

252/ACC**TASSELLO IN ACCIAIO CON CONO PER FISSAGGI PESANTI**

- STEEL ANCHOR
- STAHLDÜBEL
- CHEVILLE EN ACIER AVEC CONIQUE
- ANCLAJE ACERO



CODE	M	L mm	D mm			€
252006ACC	M 6	48	12	18	100	1,27
252008ACC	M 8	58	14	28	50	1,65
252010ACC	M 10	66	16	36	50	2,69
252012ACC	M 12	76	20	72	25	4,44
252016ACC	M 16	92	24	110	10	7,94

**252/ACV****TASSELLO IN ACCIAIO CON CONO E VITE PER FISSAGGI PESANTI**

- SCREW ANCHOR
- STAHLDÜBEL MIT SCHRAUBE
- CHEVILLE EN ACIER AVEC VIS
- ANCLAJE TORNILLO

CODE	M	L mm	V mm	D mm			€
252006ACV	M 6	48	M 6 x 55	12	32	50	1,88
252008ACV	M 8	58	M 8 x 70	14	58	50	2,27
252010ACV	M 10	66	M 10 x 80	16	96	25	3,98
252012ACV	M 12	76	M 12 x 100	20	170	20	5,95
252016ACV	M 16	92	M 16 x 110	24	306	10	11,12

CARICHI MASSIMI AMMISSIBILI IN daN PER APPLICAZIONI IN CALCESTRUZZO
MAXIMUM PERMITTED LOADS IN daN FOR CONCRETE APPLICATIONS
 $RC \geq 25 \text{ N/mm}^2$

ANCORANTE/ANCHOR	ACV6	ACV8	ACV10	ACV12	ACV16
Vite/Screw cl. 8.8	330	460	570	770	880

PARAMETRI D'INSTALLAZIONE / INSTALLATION PARAMETERS

FILETTO/THREAD	M6	M8	M10	M12	M16
Interasse critico tra ancoranti (mm) Critical distance between anchors (mm)	160	180	220	280	320
Distanza critica dal bordo (mm) Critical distance from the edge (mm)	90	100	120	150	170
Interasse minimo tra ancoranti (mm) Minimum distance between anchors (mm)	70	80	90	120	130
Distanza minima dal bordo (mm) Minimum distance from the edge (mm)	60	70	80	100	115
Spessore minimo supporto (mm) Minimum thickness support (mm)	100	100	100	120	140
Coppia di serraggio (Nm) Torque (Nm)	10	25	50	85	205

NOTE

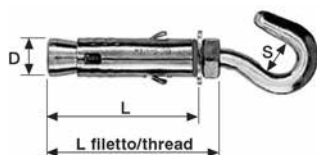
Il riquadro riporta i carichi ammissibili in daN in considerazione di:

- sollecitazioni applicate in qualsiasi direzione (trazione assiale, taglio, tiro inclinato)
- ancoranti installati con distanze dal bordo e distanze tra ancoranti uguali o superiori a quelle critiche; per distanze inferiori a quelle critiche è necessario ridurre i carichi
- spessori di supporto uguali o maggiori a quelli riportati



The table shows the permissible loads in daN, in consideration of:

- stresses applied in any direction (axial tension, cutting, tilted load)
- anchors installed with edge distances and distances between equal anchors or exceeding the critical conditions; for distances less than those criticals, it is necessary to reduce loads
- media thicknesses equal or bigger than those indicated above.

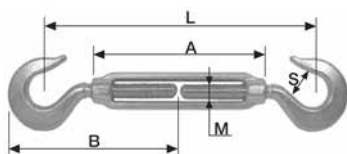
Y 10 13

**252/GAN****TASSELLO IN ACCIAIO A GANCIO M6**



- ANCHOR WITH HOOK
- STAHLDÜBEL MIT HAKEN
- CHEVILLE EN ACIER AVEC CROCHET
- ANCLAJE GANCHO

CODE	M	L mm	L thread M x L mm	D mm	S mm			€
252000000	M 6	48	M 6 x 55	12	8	32	50	6,55

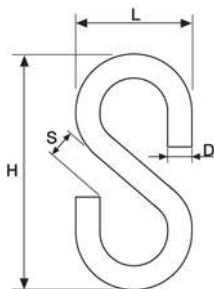
Y 10 13

**252/TEN****TENDITORE A 2 GANCI M6**



- STRETCHER WITH TWO M6 HOOKS
- SPANNER MIT 2 HAKEN
- TENDEUR AVEC DEUX CROCHET
- TENSOR GALVANIZADO

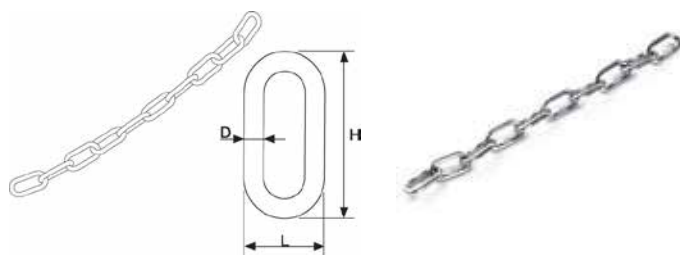
CODE	M	L min mm	L max mm	A mm	B mm	S mm			€
252000001	M 6	110	170	80	66	8	66	50	3,51

Y 10 13



**252/S****GANCIO A "S" ZINCATO**

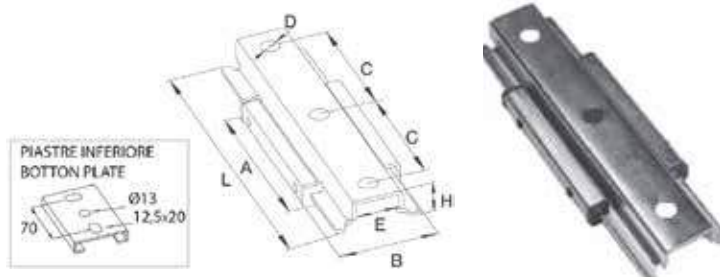
- "S" HOOK
- S HAKEN
- CROCHET "S"
- GANCHO "S"

CODE	L mm	D mm	S mm	H mm			€
252000002	24	5	6,5	49	16	300	0,32

**252/CAT****Y 10 13****CATENA GENOVESE**



- CHAIN
- KETTE
- CHÂÎNE
- CADENA

CODE	D mm	H mm	L mm	 g		€/m
252000003	2,2	20	11	4730	50 m	1,94
252000004	3	25	10	6910	100 m	2,59

**204****Y 10 13****SLITTA DI SCORRIMENTO**

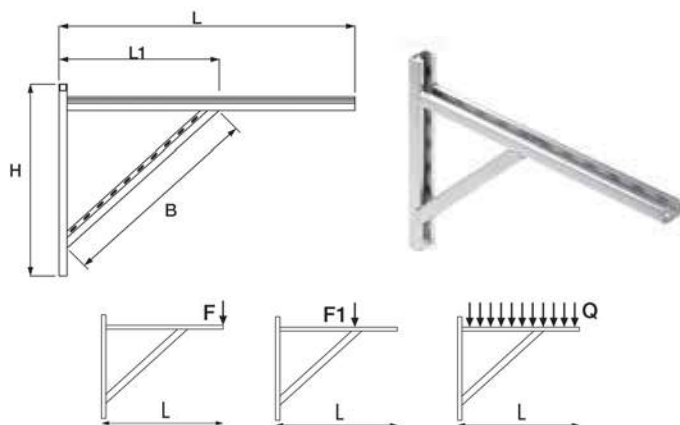
- SLIDING SADDLE
- SCHLITTEN
- GUIDE A COULISSEMENT
- SOPORTE DESLIZANTE

MATERIAL: DD11**GALVANIZATION:** elettrolitic - electrolytic
elektrolytisch - électrolytique
electrolítica 5÷8 µm

CODE	L mm	A mm	B mm	C mm	D mm	E mm	H mm	 g		€
204000000	210	109	66	80	12,5	29	21	540	12	10,68

MATERIALE: Acciaio Zincato. Guide di scorrimento: Poliammide con fibre di vetro.**LUNGHEZZA DI SCORRIMENTO:** max 80 mm**RESISTENZA A TEMPERATURE:** da -30° C a +120° C**CARICO MASSIMO DI DEFORMAZIONE:** oltre 500 Kg**CARICO MASSIMO PER SCORREVOLEZZA:** con fissaggio a soffitto o pavimento 130 kgf, con fissaggio a parete 100 Kg.**POSA:** bullone M10 per assemblaggio supporto inferiore, bullone 214 TMS per unire i collari alla parte superiore della slitta.**MATERIAL:** galvanized carbon steel. Sliding guides: polyamide with glass fibers.**LENGTH SLIDER:** max 80 mm**TEMPERATURE RESISTANCE:** -30° C to + 120° C**MAX DEFORMATION LOAD:** over 500 Kg**MAX SLIDING LOAD:** with ceiling or floor mounting 130 kgf, with wall mounting 100 kgf.**INSTALLATION:** bolt M10 for lower support assembly, bolt 214 TMS for connect the collar to the top of the sliding saddle.

Y1011



230

MENSOLA SALDATA A SQUADRA IN PROFILATO

- TRIANGULAR BRACKET
- UNTERSTÜTZUNG FERTIGKONSOLE
- CONSOLE AVEC RENFORCE
- SOPORTE 90° SALDADO Y GALVANIZADO

Fixing rail: 32x20x2,5

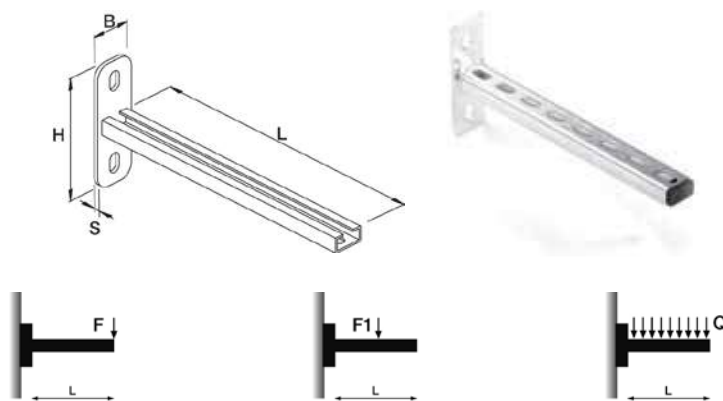
CODE	Version	L mm	L1 mm	B mm	H mm	F DaN	F1 DaN	Q DaN	g	Box	Stack	€
230370000	Zincata Galvanized	370	200	250	275	60	300	200	1100	2	240	13,84
230545000	Zincata Galvanized	545	290	380	380	40	250	150	1500	2	165	17,96
230370001	Zincata Verniciata Galvanized Painted	370	200	250	275	60	300	200	1100	2	240	19,35
230545001	Zincata Verniciata Galvanized Painted	545	290	380	380	40	250	150	1500	2	165	25,17

MATERIALE STAFFE: acciaio zincato. **FINITURA VERNICIATA:** a polvere, colore bianco RAL 9010

Raccorderie Metalliche garantisce le portate di carico fatto salvo il corretto ancoraggio alla parete. 1 DaN ≈ 1 Kg

BRACKET MATERIAL: galvanized steel. **PAINTED FINISHING:** powder coated, RAL 9010 colour.

Raccorderie Metalliche guarantees the load only in the case of a correct wall anchorage. 1 daN ≈ 1 kgf



231/32

MENSOLA SALDATA A PARETE ZINCATA

- GALVANIZED WALL BRACKET
- FERTIGKONSOLE VERZINK
- CONSOLE GALVANISÉE
- SOPORTE GALVANIZADO

Fixing rail: 32x20x2,5

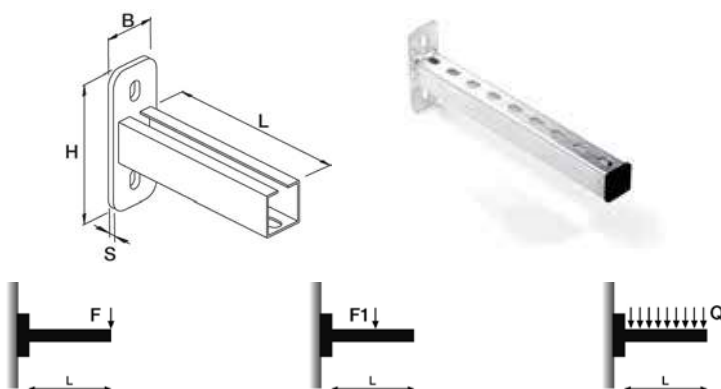
CODE	Version	L mm	B mm	S mm	H mm	F DaN	F1 DaN	Q DaN	g	Box	Stack	€
231280000	Zincata Galvanized	280	40	4	120	45	90	90	480	20	800	5,53

MATERIALE STAFFE: acciaio zincato. **VERSIONE:** con tappo di testa montato.

Raccorderie Metalliche garantisce le portate di carico fatto salvo il corretto ancoraggio alla parete. 1 DaN ≈ 1 Kg

BRACKETS MATERIAL: galvanized steel. **VERSION:** with mounted head cap.

Raccorderie Metalliche guarantees the load only in the case of a correct wall anchorage. 1 daN ≈ 1 kgf

**231/38****MENSOLA SALDATA A PARETE ZINCATA**

- GALVANIZED WALL BRACKET
- FERTIGKONSOLE VERZINK
- CONSOLE GALVANISÉE
- SOPORTE GALVANIZADO

Fixing rail: 38x40x2

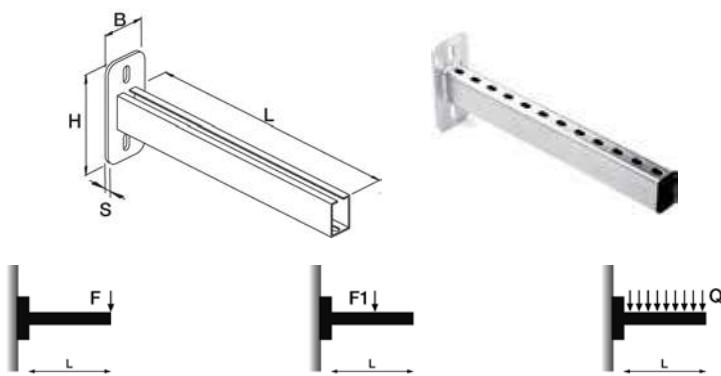
CODE	Version	L mm	B mm	S mm	H mm	F DaN	F1 DaN	Q DaN			€
231200000	Zincata Galvanized	200	50	6	135	180	360	360	508	10	18,01
231360000	Zincata Galvanized	360	50	6	135	100	200	200	988	10	18,88
231520000	Zincata Galvanized	520	50	6	135	70	140	140	1316	10	20,16

MATERIALE STAFFE: acciaio zincato. **VERSIONE:** con tappo di testa montato.

Raccorderie Metalliche garantisce le portate di carico fatto salvo il corretto ancoraggio alla parete. 1 DaN \approx 1 Kg

BRACKETS MATERIAL: galvanized steel. **VERSION:** with mounted head cap.

Raccorderie Metalliche guarantees the load only in the case of a correct wall anchorage. 1 daN \approx 1 kgf

**231/41****MENSOLA SALDATA A PARETE ZINCATA**

- GALVANIZED WALL BRACKET
- FERTIGKONSOLE VERZINK
- CONSOLE GALVANISÉE
- SOPORTE GALVANIZADO

Fixing rail: 41x41x2,5

CODE	Version	L mm	B mm	S mm	H mm	F DaN	F1 DaN	Q DaN			€
231325000	Zincata Galvanized	300	50	6	144	130	260	260	800	10	14,65
231425000	Zincata Galvanized	400	50	6	144	100	200	200	2100	1	16,86
231525000	Zincata Galvanized	500	50	6	144	80	160	160	1646	1	19,78
231625000	Zincata Galvanized	600	50	6	144	65	130	130	1932	1	21,25

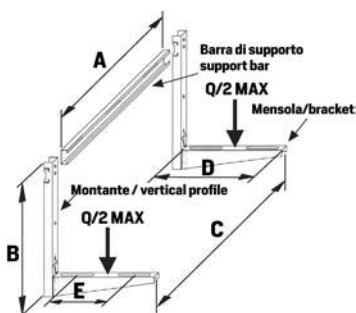
MATERIALE STAFFE: acciaio zincato. **VERSIONE:** con tappo di testa montato.

Raccorderie Metalliche garantisce le portate di carico fatto salvo il corretto ancoraggio alla parete. 1 DaN \approx 1 Kg

BRACKETS MATERIAL: galvanized steel. **VERSION:** with mounted head cap.

Raccorderie Metalliche guarantees the load only in the case of a correct wall anchorage. 1 daN \approx 1 kgf

Y 10 12

**232/H****STAFFA UNIVERSALE PER UNITÀ ESTERNA**

- UNIVERSAL BRACKET FOR AIR CONDITIONER
- UNIVERSAL KONSOLE FÜR EXTERNE EINHEIT
- SUPPORT DE FIXATION UNIVERSEL POUR UNITÉ EXTERNE
- JUEGO SOPORTE

For fixing rails: VERSIONE PESANTE / HEAVY VERSION

CODE	A mm	B mm	D mm	E mm	C mm	Q MAX (capacity) kg			€
232420380	1000	475	380	90-300	90-750	140	5500	1	66,06
232420450	1000	475	450	160-370	90-950	95	6500	1	71,95
232420600	1000	475	600	230-530	90-950	85	8100	1	80,62

MATERIALE STAFFE: acciaio al carbonio sp. 2 mm barra di supporto, 3 mm i montanti e 2,5 mm le mensola.

TRATTAMENTO SUPERFICIALE: zincatura elettrolitica (4-7 µm) e verniciatura tipo epossì-poliestere con polveri termoindurenti per esterni (70-90 µm) RAL 1013.

VITERIA: viteria zincata, completa di fissaggi per l'installazione a muro e per il fissaggio della macchina.

Raccorderie Metalliche garantisce le portate di carico fatto salvo il corretto ancoraggio alla parete.

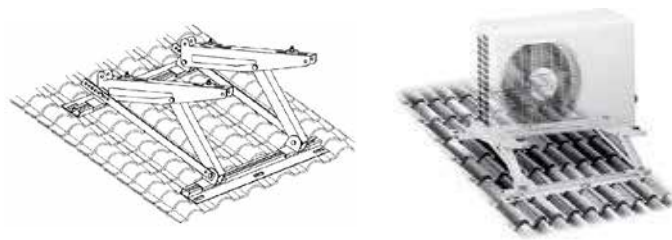
BRACKETS MATERIAL: carbon steel 2 mm thk. support bar, 3 mm vertical profiles and 2,5 mm bracket.

SURFACE TREATMENT: zinc plating (4-7 µm) and painting with epoxy-polyester powder coating for outside (70-90 µm) RAL 1013.

SCREWS: galvanized screws, complete of fixings for wall mounting and for machine fixing.

Raccorderie Metalliche guarantees the load only in the case of a correct wall anchorage.

Y 10 12

**233/T****STAFFA A TETTO PER UNITÀ ESTERNA**

- ROOF SUPPORT
- DACHFOERMIG KONSOLE FÜR EXTERNE EINHEIT
- SUPPORT DE FIXATION POUR UNITÉ EXTERNE
- SOPORTE DE TECHO

CODE	Dimensions	MAX capacity with tilt						€
		15° kg	20° kg	25° kg	30° kg			
233450800	450 x 850 mm	80	100	120	150	7358	1	89,22

MATERIALE STAFFE: acciaio al carbonio sp. 1,5 mm.

TRATTAMENTO SUPERFICIALE: zincatura tipo sendzimir e verniciatura tipo epossì-poliestere con polveri termoindurenti per esterni.

VITERIA: viteria zincata.

Struttura regolabile per recupero pendenza del tetto da 10° a 40°.

Dopo averla ben fissata sul tetto, ancorarla ad una parete. Eseguire l'installazione in zone riparate dal vento.

Raccorderie Metalliche garantisce le portate di carico fatto salvo il corretto ancoraggio.

BRACKETS MATERIAL: carbon steel 1,5 mm thk.

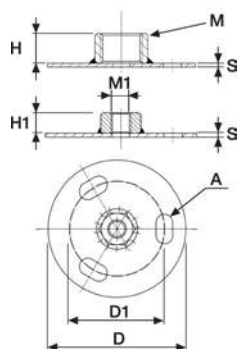
SURFACE TREATMENT: sendzimir zinc plating and painting with epoxy-polyester powder coating for outside.

SCREWS: galvanized screws.



Adjustable structure for recovery roof slope from 10° to 40°.

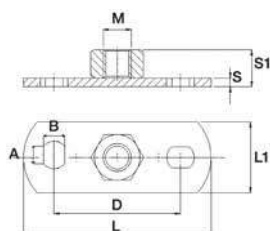
After having well fixed on the roof, anchor it to a wall. Perform installation in areas protected from the wind.

Raccorderie Metalliche guarantees the load only in the case of a correct wall anchorage.



**263/R****Y1013****FLANGIA A MURO ZINCATA**

- GALVANIZED FIXING FLANGE
- WANDFLANSCH VERZINK
- BASE (POINT FIXE) DE FIXATION GALVANISÉE
- PLETINA FIJACIÓN GALVANIZADA

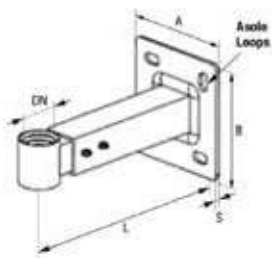
CODE	M	M1	A mm	D mm	D1 mm	S mm	H mm	H1 mm			€
263102000	øe 26,5 x 1/2"	-	17 x 8,5	70	52	2	16	-	165	100	1,91
263100000	-	M10	17 x 8,5	70	52	2	-	10	150	100	1,53

**263/L****Y1013****FLANGIA A MURO ZINCATA**

- GALVANIZED FIXING FLANGE
- WANDFLANSCH VERZINK
- BASE (POINT FIXE) DE FIXATION GALVANISÉE
- PLETINA FIJACIÓN GALVANIZADA

CODE	M	L mm	L1 mm	D mm	S mm	S1 mm	A x B mm			€
263080001	M 8	80	30	53	3	11	8,5x17	50	100	1,35

Y 10 13



NEW



263/T**STAFFA PER VASO D'ESPANSIONE**

- BRACKET FOR EXPANSION TANK
- HALTERUNG FÜR AUSDEHNUNGSGEFÄSS
- SUPPORT POUR VASE D'EXPANSION
- SOPORTE PARA VASO DE EXPANSIÓN

NOTE: supporto vaso zincato
tank support galvanized

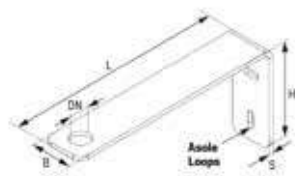
MATERIAL: DD11 - 1.0032

COLOUR: RAL 9016
(supporto a muro / wall bracket)

CODE	DN inch	A mm	L mm	B mm	S mm	Loops mm	Q MAX (capacity) kg			€
263304002	3/4"	88	160 - 250	95	3	9 x 15	60 kg (tank 15÷50 l)	623	25	11,95
263100002	1"	88	160 - 250	95	3	9 x 15	60 kg (tank 15÷50 l)	763	25	12,02

ACCESSORI: completa di n° 2 viti M 8x70 (DIN 571) e n° 2 tasselli ø 10 mm
ACCESSORIES: complete with 2 screws M 8x70 (DIN 571) and n° 2 plugs ø 10 mm

Y 10 13





NEW

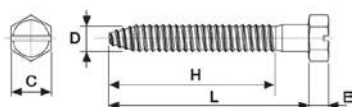
263/B**STAFFA PER VASO D'ESPANSIONE ZINCATA**

- GALVANIZED BRACKET FOR EXPANSION TANK
- HALTERUNG FÜR AUSDEHNUNGSGEFÄSS VERZINK
- SUPPORT POUR VASE D'EXPANSION GALVANISÉE
- SOPORTE PARA VASO DE EXPANSIÓN GALVANIZADA

MATERIAL: DD11 - 1.0032

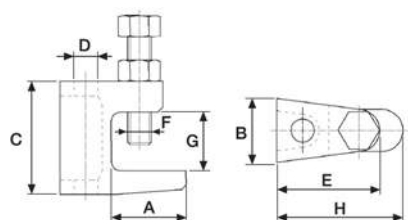
CODE	DN inch	L mm	B mm	S mm	Loops mm	H mm	Q MAX (capacity) kg			€
263304003	3/4"	265	50	5	8,5 x 21 interasse/ wheelbase 55 mm	120	25	700	35	9,08

ACCESSORI: completa di n° 2 viti M 8x60 (DIN 571) e n° 2 tasselli ø 10 mm
ACCESSORIES: complete with 2 screws M 8x60 (DIN 571) and n° 2 plugs ø 10 mm

**223****Y 10 13****VITE ZINCATA 8X60 PER FISSAGGIO FLANGE A MURO E SEMICOLLARI**

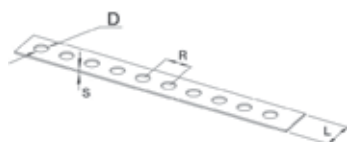
- GALVANIZED SCREW 8X60
- SECHSKANTHOLZSCHRAUBE
- TIREFOND TÊTE HEXAGONALE
- TORNILLO GALVANIZADO

CODE	L mm	B mm	C mm	D mm	H mm			€
223008060	60	5	12	8	50	19	500	0,23

**258/M****Y 20 24****MORSETTO IN GHISA PER ANCORAGGIO A TRAVI**

- BEAM CLAMP
- TRÄGERKLAMMER
- CRAMPON SERRE-JOINT
- GANCHO DE SUJECCIÓN

CODE	A mm	B mm	C mm	D mm	E mm	F mm	G mm	H mm	Q MAX (capacity) kg	Certification			€
258008000	21	19	35	M 8	35	M 8	18	38	120	VdS - UL	84	100	3,51
258010000	23	21	42	M 10	41	M 10	20	44	250	VdS - UL - FM	146	100	3,92
258012000	35	23,5	54	M 12	48	M 10	26	58	350	VdS - UL - FM	220	50	6,56

**357****Y 10 13****BANDELLA PREFORATA ZINCATA**

- GALVANISED SUSPENSION BAND
- MONTAGEBAND VERZINK
- BANDE PERFORÉE ACIER GALVANISÉE
- GUÍA PERFORADA GALVANIZADA

CODE	L mm	D mm	S mm	R mm	Total length m			€
357000000	17	6,5	0,8	13	10 metri/meters	838	10 rotoli/rolls	11,90

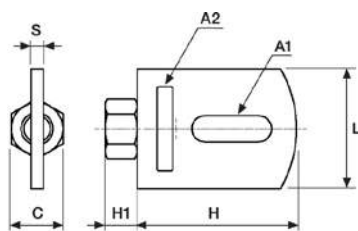
**357/T****Y 10 13****BANDELLA DI TESSUTO**

- FABRIC BAND
- GEWEBEBAND
- BANDE EN TISSU
- TIRA EN TEJIDO



MATERIAL: polipropilene - polypropylene
Polypropylen - polypropylène
polipropileno


CODE	L mm	S mm	Total length m			€
357000004	15	0,8	10 metri/meters	73	10 rotoli/rolls	5,00

Y 10 13

**357/SUP****SUPPORTO PER BANDELLA CON VITE E DADO M6**

- KIT SUPPORT FOR SUSPENSION BAND
- ROHRAUFHÄNGER MIT SCHRAUBEN UND GEGENMUTTER
- SUPPORT POUR BANDE PERFORÉE AVEC VIS ET ÉCROU
- CÁNCAMOS CON ROSCA INTERIOR



CODE	L mm	C mm	S mm	H mm	H1 mm	A1 mm	A2 mm	Accessories			€
357000001	30	13	3	39	8	20 x 6,5	21 x 4	Vite/Screw M 6 x 16 + dado/back nut	34	100	3,21

**357/02**

Y 10 13

CHIEDO IN ACCIAIO PER BANDELLA

- STEEL NAIL FOR SUSPENSION BAND
- EINSCHLAG-BOLZEN
- CLOU EN ACIER POUR BANDE PERFORÉE
- CLAVO EN ACERO PARA CINTA PERFORADA



CODE	A mm	B mm	D mm			€
357000002	18	4	10	1	500	0,12

**357/03**

Y 10 13

IMPUGNATURA PORTA CHIEDO

- NAIL-HOLDER GRIP
- EINSCHLAGWERKZEUG
- POIGNÉE PORTE CLOU
- EMPUÑADURA PORTA CLAVO

CODE			€
357000003	838	1	53,31



Tappi e accessori per radiatori

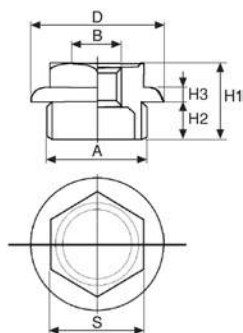
PLUGS AND ACCESSORIES FOR RADIATORS

STOPFEN UND HEIZKÖRPERZUBEHÖRE

BOUCHONS ET RÉDUCTIONS EN ACIER AU CARBONE
POUR RADIATEURS

TAPONES Y ACCESORIOS PARA RADIATOR

G 10 11



211/42

TAPPO ZINCATO SERIE 1" CON FLANGIA Ø 42

- GALVANIZED PLUG RANGE 1" WITH Ø 42 FLANGE
- VERZINKT STAHLSTOPFEN 1" MIT FLANSCH Ø 42
- BOUCHON RADIATEURS GALVANISÉ, SERIE 1" BRIDE Ø 42
- TAPÓN GALVANIZADO SERIE 1" CON BRIDA Ø 42

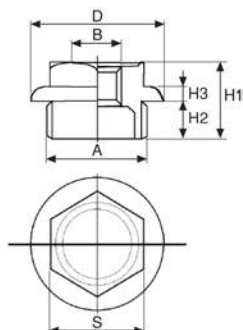
THREAD: ISO 228/1 (ex DIN 259)

USE: radiatori alluminio
aluminum radiatorsRECOMMENDED SEAL: senza amianto
asbestos free
art. 950/A sp. 2 mm

CODE	A inch	B inch	Version	D mm	H1 mm	H2 mm	H3 mm	S mm				€
211100001	1"	-	dx	42	22,6	12,6	4	28	93	100	9600	0,90
211100002	1"	-	sx	42	22,6	12,6	4	28	93	100	9600	0,90
211100181	1"	1/8"	dx	42	22,6	12,6	4	28	100	100	9600	1,05
211100182	1"	1/8"	sx	42	22,6	12,6	4	28	100	100	9600	1,05
211100141	1"	1/4"	dx	42	22,6	12,6	4	28	96	100	9600	1,05
211100142	1"	1/4"	sx	42	22,6	12,6	4	28	96	100	9600	1,05
211100381	1"	3/8"	dx	42	22,6	12,6	4	28	88	100	9600	1,05
211100382	1"	3/8"	sx	42	22,6	12,6	4	28	88	100	9600	1,05
211100121	1"	1/2"	dx	42	22,6	12,6	4	28	76	100	9600	1,20
211100122	1"	1/2"	sx	42	22,6	12,6	4	28	76	100	9600	1,20
211100341	1"	3/4"	dx	42	22,6	12,6	4	32	67	100	9600	1,75
211100342	1"	3/4"	sx	42	22,6	12,6	4	32	67	100	9600	1,75

La garanzia della tenuta dei tappi vale soltanto con le guarnizioni consigliate da RM.

The guarantee of plugs seal is valid only with the recommended gasket by RM.



201/48

TAPPO ZINCATO SERIE 1" CON FLANGIA Ø 48

- GALVANIZED PLUG RANGE 1" WITH Ø 48 FLANGE
- VERZINKT STAHLSTOPFEN 1" MIT FLANSCH Ø 48
- BOUCHON RADIATEURS GALVANISÉ, SERIE 1" BRIDE Ø 48
- TAPÓN GALVANIZADO SERIE 1" CON BRIDA Ø 48

THREAD: ISO 228/1 (ex DIN 259)

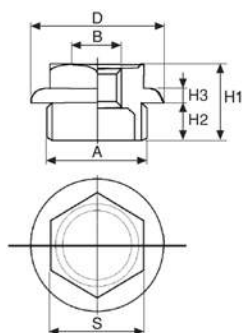
USE: radiatori ghisa / tubolari
cast iron / tubular radiatorsRECOMMENDED SEAL: senza amianto
asbestos free
art. 950/A sp. 2 mm

CODE	A inch	B inch	Version	D mm	H1 mm	H2 mm	H3 mm	S mm				€
201100001	1"	-	dx	48	22,6	12,6	4	32	116	100	9600	1,00
201100002	1"	-	sx	48	22,6	12,6	4	32	116	100	9600	1,00
201100181	1"	1/8"	dx	48	22,6	12,6	4	32	112	100	9600	1,15
201100182	1"	1/8"	sx	48	22,6	12,6	4	32	112	100	9600	1,15
201100141	1"	1/4"	dx	48	22,6	12,6	4	32	108	100	9600	1,15
201100142	1"	1/4"	sx	48	22,6	12,6	4	32	108	100	9600	1,15
201100381	1"	3/8"	dx	48	22,6	12,6	4	32	104	100	9600	1,15
201100382	1"	3/8"	sx	48	22,6	12,6	4	32	104	100	9600	1,15
201100121	1"	1/2"	dx	48	22,6	12,6	4	32	98	100	9600	1,30
201100122	1"	1/2"	sx	48	22,6	12,6	4	32	98	100	9600	1,30
201100341	1"	3/4"	dx	48	22,6	12,6	4	32	90	100	9600	1,85
201100342	1"	3/4"	sx	48	22,6	12,6	4	32	90	100	9600	1,85

La garanzia della tenuta dei tappi vale soltanto con le guarnizioni consigliate da RM.

The guarantee of plugs seal is valid only with the recommended gasket by RM.

G1011



401/56

TAPPO ZINCATO SERIE 1"1/4 CON FLANGIA Ø 56

- GALVANIZED PLUG RANGE 1" 1/4 WITH Ø 56 FLANGE
- VERZINKT STAHLSTOPFEN 1" 1/4 MIT FLANSCH Ø 56
- BOUCHON RADIATEURS GALVANISÉ, SERIE 1" 1/4 BRIDE Ø 56
- TAPÓN GALVANIZADO SERIE 1" 1/4 CON BRIDA Ø 56

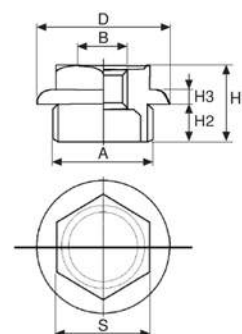
THREAD: ISO 228/1 (ex DIN 259)

USE: radiatori ghisa / tubolari
cast iron / tubular radiatorsRECOMMENDED SEAL: senza amianto
asbestos free
art. 950/A sp. 2 mm

CODE	A inch	B inch	Version	D mm	H1 mm	H2 mm	H3 mm	S mm				€
401114001	1"1/4	-	dx	56	25,5	13,6	4	40	158	50	4800	1,82
401114002	1"1/4	-	sx	56	25,5	13,6	4	40	158	50	4800	1,82
401114141	1"1/4	1/4"	dx	56	25,5	13,6	4	40	156	50	4800	1,99
401114142	1"1/4	1/4"	sx	56	25,5	13,6	4	40	156	50	4800	1,99
401114381	1"1/4	3/8"	dx	56	25,5	13,6	4	40	154	50	4800	1,99
401114382	1"1/4	3/8"	sx	56	25,5	13,6	4	40	154	50	4800	1,99
401114121	1"1/4	1/2"	dx	56	25,5	13,6	4	40	148	50	4800	2,05
401114122	1"1/4	1/2"	sx	56	25,5	13,6	4	40	148	50	4800	2,05
401114341	1"1/4	3/4"	dx	56	25,5	13,6	4	40	146	50	4800	2,30
401114342	1"1/4	3/4"	sx	56	25,5	13,6	4	40	146	50	4800	2,30
401114101	1"1/4	1"	dx	56	25,5	13,6	4	40	130	50	4800	4,72
401114102	1"1/4	1"	sx	56	25,5	13,6	4	40	130	50	4800	4,72

La garanzia della tenuta dei tappi vale soltanto con le guarnizioni consigliate da RM.
The guarantee of plugs seal is valid only with the recommended gasket by RM.

G1011



103

TAPPO VERNICIATO SU BASE ZINCATA SERIE 1" CON FLANGIA PIANA Ø 42

- GALVANIZED AND PAINTED PLUG RANGE 1" WITH PLANE FLANGE Ø 42
- VERZINKT UND LACKIERTE STAHLSTOPFEN 1" MIT GLATTF LANSCH Ø 42
- BOUCHON RADIATEURS GALVANISÉ ET VERNIS, SERIE 1" BRIDE PLATE Ø 42
- TAPÓN GALVANIZADO/PINTADO SERIE 1" CON BRIDA Ø 42 PLANA

THREAD: ISO 228/1 (ex DIN 259)

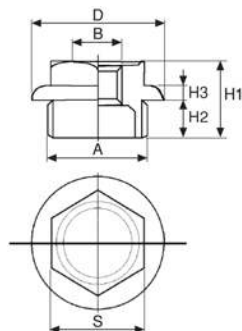
USE: radiatori alluminio / aluminum radiators

RECOMMENDED SEAL: senza amianto/asbestos free
art. 950/A sp. 2 mm

COLOUR: RAL 9010

CODE	A inch	B inch	Version	D mm	H1 mm	H2 mm	H3 mm	S mm				€
103100001	1"	-	dx	42	22,6	12,6	4	28	103	40	7280	1,10
103100002	1"	-	sx	42	22,6	12,6	4	28	103	40	7280	1,10
103100181	1"	1/8"	dx	42	22,6	12,6	4	28	100	40	7280	1,29
103100182	1"	1/8"	sx	42	22,6	12,6	4	28	100	40	7280	1,29
103100141	1"	1/4"	dx	42	22,6	12,6	4	28	96	40	7280	1,29
103100142	1"	1/4"	sx	42	22,6	12,6	4	28	96	40	7280	1,29
103100381	1"	3/8"	dx	42	22,6	12,6	4	28	92	40	7280	1,29
103100382	1"	3/8"	sx	42	22,6	12,6	4	28	92	40	7280	1,29
103100121	1"	1/2"	dx	42	22,6	12,6	4	28	89	40	7280	1,50
103100122	1"	1/2"	sx	42	22,6	12,6	4	28	89	40	7280	1,50
103100341	1"	3/4"	dx	42	22,6	12,6	4	32	72	40	7280	2,30
103100342	1"	3/4"	sx	42	22,6	12,6	4	32	72	40	7280	2,30

La garanzia della tenuta dei tappi vale soltanto con le guarnizioni consigliate da RM.
The guarantee of plugs seal is valid only with the recommended gasket by RM.



102

TAPPO VERNICIATO SU BASE ZINCATA SERIE 1" CON FLANGIA PIANA Ø 48

- GALVANIZED AND PAINTED PLUG RANGE 1" WITH PLANE FLANGE Ø 48
- VERZINKT UND LACKIERTE STAHLSTOPFEN 1" MIT GLATTFLANGSCH Ø 48
- BOUCHON RADIATEURS GALVANISÉ ET VERNIS, SERIE 1" BRIDE PLATE Ø 48
- TAPÓN GALVANIZADO/PINTADO SERIE 1" CON BRIDA Ø 48 PLANA

THREAD: ISO 228/1 (ex DIN 259)

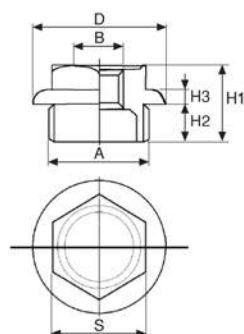
USE: radiatori ghisa / tubolari
cast iron / tubular radiatorsRECOMMENDED SEAL: senza amianto/asbestos free
art. 950/A sp. 2 mm

COLOUR: RAL 9010

CODE	A inch	B inch	Version	D mm	H1 mm	H2 mm	H3 mm	S mm				€
102100001	1"	-	dx	48	22,6	12,6	4	32	122	40	7280	1,22
102100002	1"	-	sx	48	22,6	12,6	4	32	122	40	7280	1,22
102100141	1"	1/4"	dx	48	22,6	12,6	4	32	117	40	7280	1,35
102100142	1"	1/4"	sx	48	22,6	12,6	4	32	117	40	7280	1,35
102100381	1"	3/8"	dx	48	22,6	12,6	4	32	107	40	7280	1,35
102100382	1"	3/8"	sx	48	22,6	12,6	4	32	107	40	7280	1,35
102100121	1"	1/2"	dx	48	22,6	12,6	4	32	104	40	7280	1,65
102100122	1"	1/2"	sx	48	22,6	12,6	4	32	104	40	7280	1,65
102100341	1"	3/4"	dx	48	22,6	12,6	4	32	87	40	7280	2,50
102100342	1"	3/4"	sx	48	22,6	12,6	4	32	87	40	7280	2,50

La garanzia della tenuta dei tappi vale soltanto con le guarnizioni consigliate da RM.

The guarantee of plugs seal is valid only with the recommended gasket by RM.



109/42

TAPPO VERNICIATO SU BASE ZINCATA SERIE 1" CON FLANGIA Ø 42

- GALVANIZED AND PAINTED PLUG RANGE 1" WITH FLANGE Ø 42
- VERZINKT UND LACKIERTE STAHLSTOPFEN 1" MIT FLANSCH Ø 42 UND DICHTUNG
- BOUCHON RADIATEURS GALVANISÉ ET VERNIS, SERIE 1" BRIDE Ø 42
- TAPÓN GALVANIZADO/PINTADO SERIE 1" CON BRIDA Ø 42

THREAD: ISO 228/1 (ex DIN 259)

USE: radiatori alluminio / aluminum radiators

GASKET: silicone montata sotto la flangia durezza 80 Shore,
resistente a +120° C
silicone mounted under the flange, hardness 80
Shore, resistant till +120° C

COLOUR: RAL 9010

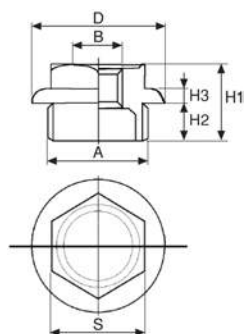
CODE	A inch	B inch	Version	D mm	H1 mm	H2 mm	H3 mm	S mm				€
109100001	1"	-	dx	42	22,6	12,6	4	28	112	40	7280	1,35
109100002	1"	-	sx	42	22,6	12,6	4	28	112	40	7280	1,35
109100181	1"	1/8"	dx	42	22,6	12,6	4	28	111	40	7280	1,50
109100182	1"	1/8"	sx	42	22,6	12,6	4	28	111	40	7280	1,50
109100141	1"	1/4"	dx	42	22,6	12,6	4	28	108	40	7280	1,50
109100142	1"	1/4"	sx	42	22,6	12,6	4	28	108	40	7280	1,50
109100381	1"	3/8"	dx	42	22,6	12,6	4	28	103	40	7280	1,50
109100382	1"	3/8"	sx	42	22,6	12,6	4	28	103	40	7280	1,50
109100121	1"	1/2"	dx	42	22,6	12,6	4	28	96	40	7280	1,80
109100122	1"	1/2"	sx	42	22,6	12,6	4	28	96	40	7280	1,80
109100341	1"	3/4"	dx	42	22,6	12,6	4	32	97	40	7280	2,50
109100342	1"	3/4"	sx	42	22,6	12,6	4	32	97	40	7280	2,50




G1011

109/56

TAPPO VERNICIATO SU BASE ZINCATA SERIE 1" 1/4 CON FLANGIA Ø 56

- GALVANIZED AND PAINTED PLUG RANGE 1" 1/4" WITH FLANGE Ø 56
- STAHLSTOPFEN 1" 1/4 VERZINKT UND LACKIERTE MIT FLANSCH Ø 56 UND DICHTUNG
- BOUCHON RADIATEURS GALVANISÉ ET VERNIS, SERIE 1" 1/4 BRIDE Ø 56
- TAPÓN GALVANIZADO/PINTADO SERIE 1" 1/4 CON BRIDA Ø 56

THREAD: ISO 228/1 (ex DIN 259)**USE:** radiatori ghisa / tubolari
cast iron / tubular radiators**GASKET:** silicone montata sotto la flangia durezza 80 Shore,
resistente a +120° C
silicone mounted under the flange, hardness 80
Shore, resistant till +120° C**COLOUR:** RAL 9010

CODE	A inch	B inch	Version	D mm	H1 mm	H2 mm	H3 mm	S mm				€
109114001	1"1/4	-	dx	56	25,5	13,6	4	40	236	20	3640	3,25
109114002	1"1/4	-	sx	56	25,5	13,6	4	40	236	20	3640	3,25
109114141	1"1/4	1/4"	dx	56	25,5	13,6	4	40	228	20	3640	3,45
109114142	1"1/4	1/4"	sx	56	25,5	13,6	4	40	228	20	3640	3,45
109114381	1"1/4	3/8"	dx	56	25,5	13,6	4	40	225	20	3640	3,45
109114382	1"1/4	3/8"	sx	56	25,5	13,6	4	40	225	20	3640	3,45
109114121	1"1/4	1/2"	dx	56	25,5	13,6	4	40	212	20	3640	3,85
109114122	1"1/4	1/2"	sx	56	25,5	13,6	4	40	212	20	3640	3,85
109114341	1"1/4	3/4"	dx	56	25,5	13,6	4	40	189	20	3640	4,00
109114342	1"1/4	3/4"	sx	56	25,5	13,6	4	40	189	20	3640	4,00

ATTENZIONE! / ATTENTION!

OK






NO

**105/42-975****G 10 12****KIT UNIVERSALE PER RADIATORI ALLUMINIO 1" FLANGIA Ø 42 (CON VALVOLA DI SCARICO ART. 975/G)**

- UNIVERSAL KIT FOR ALUMINUM RADIATORS 1" SERIES, Ø 42 FLANGE
- UNIVERSAL-KIT FÜR RADIATOREN AUS ALUMINUM 1" MIT FLANSCH Ø 42
- KIT UNIVERSEL RADIATEURS ALUMINUM, SERIE 1" BRIDE Ø 42
- KIT UNIVERSAL PARA RADIADORES ALUMINIO 1" CON BRIDA 42




THREAD: ISO 228/1 (ex DIN 259)
USE: radiatori alluminio / aluminum radiators
COLOUR: RAL 9010

CODE	Dimensions	Description				€
105100308	1" x 3/8"	n° 2 rid. DX + n° 2 rid. SX con guarnizione silicone montata n° 1 valvola art. 975/G + n° 1 tappo ottone capp. bianco da 3/8"	422	30	1080	8,22
		n° 2 red. DX + n° 2 red. SX with mounted silicone gasket n° 1 air vent art. 975/G + n° 1 plug with white cap 3/8"				
105100102V	1" x 1/2"	n° 2 rid. DX + n° 2 rid. SX con guarnizione silicone montata n° 1 valvola art. 975/G + n° 1 tappo ottone capp. bianco da 1/2"	396	30	1080	8,35
		n° 2 red. DX + n° 2 red. SX with mounted silicone gasket n° 1 air vent art. 975/G + n° 1 plug with white cap 1/2"				

**105/42-979****G 10 12****KIT UNIVERSALE PER RADIATORI ALLUMINIO 1" FLANGIA Ø 42 (CON VALVOLA DI SCARICO ART. 979)**

- UNIVERSAL KIT FOR ALUMINUM RADIATORS 1" SERIES, Ø 42 FLANGE
- UNIVERSAL-KIT FÜR RADIATOREN AUS ALUMINUM 1" MIT FLANSCH Ø 42
- KIT UNIVERSEL RADIATEURS ALUMINUM, SERIE 1" BRIDE Ø 42
- KIT UNIVERSAL PARA RADIADORES ALUMINIO 1" CON BRIDA 42

THREAD: ISO 228/1 (ex DIN 259)
USE: radiatori alluminio / aluminum radiators
COLOUR: RAL 9010

CODE	Dimensions	Description				€
105100308T	1" x 3/8"	n° 2 rid. DX + n° 2 rid. SX con guarnizione silicone montata n° 1 valvola art. 979 con chiave in nylon n° 1 tappo ottone cappuccio bianco da 3/8"	422	30	1080	8,55
		n° 2 red. DX + n° 2 red. SX with mounted silicone gasket n° 1 air vent art. 979 with nylon key n° 1 plug with white cap 3/8"				
105100102	1" x 1/2"	n° 2 rid. DX + n° 2 rid. SX con guarnizione silicone montata n° 1 valvola art. 979 con chiave in nylon n° 1 tappo ottone cappuccio bianco da 1/2"	396	30	1080	8,70
		n° 2 red. DX + n° 2 red. SX with mounted silicone gasket n° 1 air vent art. 979 with nylon key n° 1 plug with white cap 1/2"				
105100304	1" x 3/4"	n° 2 rid. DX + n° 2 rid. SX con guarnizione silicone montata n° 1 valvola art. 979 con chiave in nylon n° 1 tappo ottone cappuccio bianco da 3/4"	396	30	1080	11,00
		n° 2 red. DX + n° 2 red. SX with mounted silicone gasket n° 1 air vent art. 979 with nylon key n° 1 plug with white cap 3/4"				

G 10 12



105/48

KIT UNIVERSALE PER RADIATORI GHISA 1" FLANGIA Ø 48

- UNIVERSAL KIT FOR CAST IRON RADIATORS 1" SERIES, Ø 48 FLANGE
- UNIVERSAL-KIT FÜR RADIATOREN AUS ALUMINUM 1" MIT FLANSCH Ø 48
- KIT UNIVERSEL RADIATEURS DE FER, SERIE 1" BRIDE Ø 48
- KIT UNIVERSAL PARA RADIADORES HIERRO 1" CON BRIDA 48

THREAD: ISO 228/1 (ex DIN 259)**USE:** radiatori ghisa / tubolari - cast iron / tubular radiators**COLOUR:** RAL 9010

CODE	Dimensions	Description				€
105101308	1" x 3/8"	n° 2 rid. DX + n° 2 rid. SX con guarnizione senza amianto montata n° 1 valvola art. 975/G + n° 1 tappo ottone capp. bianco da 3/8"	502	20	720	9,15
		n° 2 red. DX + n° 2 red. SX with mounted asbestos free gasket n° 1 air vent art. 975/G + n° 1 plug with white cap 3/8"				
105101102	1" x 1/2"	n° 2 rid. DX + n° 2 rid. SX con guarnizione senza amianto montata n° 1 valvola art. 979 con chiave in nylon n° 1 tappo ottone cappuccio bianco da 1/2"	475	20	720	9,30
		n° 2 red. DX + n° 2 red. SX with mounted asbestos free gasket n° 1 air vent art. 979 with nylon key n° 1 plug with white cap 1/2"				

G 10 12



105/56

KIT UNIVERSALE RADIATORI TUBOLARI ACCIAIO 1" 1/4 FLANGIA Ø 56

- UNIVERSAL KIT FOR TUBULAR RADIATORS 1" 1/4 SERIES, Ø 56 FLANGE
- KIT UNIVERSEL RADIATEURS TUBULAIRE DE ACIER, SERIE 1" 1/4 BRIDE Ø 56
- KIT UNIVERSAL PARA RADIADORES TUBULARES ACERO 1" 1/4 BRIDA 56 PINTADO

THREAD: ISO 228/1 (ex DIN 259)**USE:** radiatori ghisa / tubolari - cast iron / tubular radiators**COLOUR:** RAL 9010

CODE	Dimensions	Description				€
105114308	1" 1/4 x 3/8"	n° 2 rid. DX + n° 2 rid. SX con guarnizione silicone montata n° 1 valvola art. 975/G + n° 1 tappo ottone capp. bianco da 3/8"	700	20	720	16,42
		n° 2 red. DX + n° 2 red. SX with mounted silicone gasket n° 1 air vent art. 975/G + n° 1 plug with white cap 3/8"				
105114102	1" 1/4 x 1/2"	n° 2 rid. DX + n° 2 rid. SX con guarnizione silicone montata n° 1 valvola art. 979 con chiave in nylon n° 1 tappo ottone cappuccio bianco da 1/2"	660	20	720	16,80
		n° 2 red. DX + n° 2 red. SX with mounted silicone gasket n° 1 air vent art. 979 with nylon key n° 1 plug with white cap 1/2"				



106/42

KIT UNIVERSALE PER RADIATORI ALLUMINIO 1" FLANGIA Ø 42 + MENSOLE




- UNIVERSAL KIT FOR ALUMINUM RADIATORS 1" SERIES, Ø 42 FLANGE + BRACKETS
- UNIVERSAL-KIT FÜR RADIATOREN AUS ALUMINUM 1" MIT FLANSCH Ø 42 + KONSOLEN
- KIT UNIVERSEL RADIATEURS ALUMINUM, SERIE 1" BRIDE Ø 42 + SUPPORTS
- KIT UNIVERSAL DE ALUMINIO RADIADOR 1" BRIDA DE Ø 42 + ESTANTES

THREAD: ISO 228/1 (ex DIN 259)

USE: radiatori alluminio / aluminum radiators

COLOUR: RAL 9010

G 10 12

CODE	Dimensions	Description				€
10610038MS	1" x 3/8"	n° 2 rid. DX + n° 2 rid. SX con guarnizione silicone montata n° 1 valvola art. 975/G + n° 1 tappo ottone capp. bianco da 3/8" n° 2 mensole MA schiacciate 7x170	575	20	720	12,50
		n° 2 red. DX + n° 2 red. SX with mounted silicone gasket n° 1 air vent art. 975/G + n° 1 plug with white cap 3/8" n° 2 pressed brackets MA 7x170				
10610012MS	1" x 1/2"	n° 2 rid. DX + n° 2 rid. SX con guarnizione silicone montata n° 1 valvola art. 979 con chiave in nylon n° 1 tappo ottone capp. bianco da 1/2" n° 2 mensole MA schiacciate 7x170	540	20	720	12,70
		n° 2 red. DX + n° 2 red. SX with mounted silicone gasket n° 1 air vent art. 979 with nylon key n° 1 plug with white cap 1/2" n° 2 pressed brackets MA 7x170				

105/28



KIT UNIVERSALE ATT. 1/2"

- 1/2" UNIVERSAL KIT
- UNIVERSAL-KIT 1/2"
- KIT UNIVERSEL ATTAQUE 1/2"
- KIT UNIVERSAL 1/2"

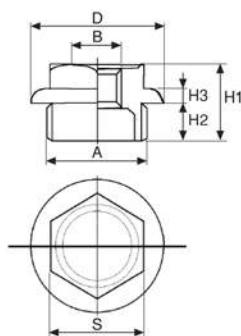
THREAD: ISO 228/1 (ex DIN 259)

G 10 12



CODE	Dimensions	Description			€
105102000	1/2"	n° 1 valvola scarico 979 1/2" cod. 979102002 n° 1 tappo ottone con cappuccio bianco 1/2" cod. 104102000	42	50	3,26
		n° 1 airvent plug 979 1/2" code 979102002 n° 1 cap with white cape 1/2" code 104102000			

G1011



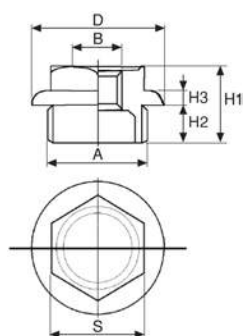
104/28

TAPPO IN OTTONE CROMATO SERIE 1/2" CON FLANGIA Ø 28 FILETTO CON TENUTA O-RING

- PLUG CHROM PLATED BRASS RANGE 1/2" WITH FLANGE Ø 28
- MESSINGSTOPFEN 1/2" MIT FLANSCH Ø 28 UND O-RING
- BOUCHON EN LAITON CHROMÉ, SERIE 1/2" AVEC BRIDE DIAM. 28 ET FILETAGE À ÉTANCHÉITÉ PAR JOINT OR
- TAPÓN EN LATÓN CROMADO SERIE 1/2" CON BRIDA 28 ROSCADA Y JUNTA

THREAD: ISO 228/1 (ex DIN 259)

CODE	A inch	B inch	Version	D mm	H1 mm	H2 mm	H3 mm	S mm			€
104102001	1/2"	-	dx	24	13	7	2	22	22	200	1,43
104102181	1/2"	1/8"	dx	24	13	7	2	22	24	200	1,43
104102141	1/2"	1/4"	dx	24	13	7	2	22	22	200	1,43
104102381	1/2"	3/8"	dx	24	13	7	2	22	16	200	1,43



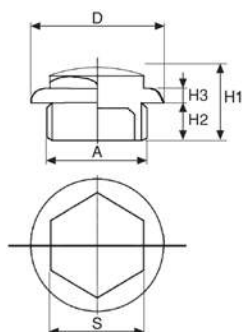
104/34

TAPPO IN OTTONE CROMATO SERIE 3/4" CON FLANGIA Ø 34 FILETTO CON TENUTA O-RING

- PLUG CHROM PLATED BRASS RANGE 3/4" WITH FLANGE Ø 34
- MESSINGSTOPFEN 3/4" MIT FLANSCH Ø 34 UND O-RING
- BOUCHON EN LAITON CHROMÉ, SERIE 3/4" AVEC BRIDE DIAM. 34 ET FILETAGE À ÉTANCHÉITÉ PAR JOINT OR
- TAPÓN EN LATÓN CROMADO SERIE 3/4" CON BRIDA 34 ROSCADA Y JUNTA

THREAD: ISO 228/1 (ex DIN 259)

CODE	A inch	B inch	Version	D mm	H1 mm	H2 mm	H3 mm	S mm			€
104304001	3/4"	-	dx	30	14	7	2	25	29	150	1,92
104304181	3/4"	1/8"	dx	30	14	7	2	25	37	150	1,92
104304141	3/4"	1/4"	dx	30	14	7	2	25	34	150	1,92
104304381	3/4"	3/8"	dx	30	14	7	2	25	31	150	1,92
104304121	3/4"	1/2"	dx	30	14	7	2	25	22	150	1,92



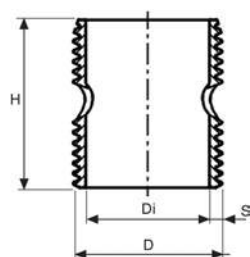
104/B

TAPPO IN OTTONE CROMATO CAPPUCCIO BIANCO CON TENUTA O-RING

- CHROMIUM-PLATE BRASS PLUG WITH WHITE CAP
- VERCHROMTE MESSINGSTOPFEN MIT WEISSE DECKEL
- BOUCHON EN LAITON CHROMÉ AVEC CAPUCHON BLANC
- TAPÓN EN LATÓN CROMADO CON CAPUCHA BLANCA



THREAD: ISO 228/1 (ex DIN 259)

CODE	A inch	Version	D mm	H1 mm	H2 mm	H3 mm	S mm			€
104308000	3/8"	dx	24	16,5	7	2	22	30	100	0,98
104102000	1/2"	dx	24	16,5	7	2	22	18	100	0,99
104304000	3/4"	dx	30	18,5	8	2	25	22	100	1,71

**958****G1011****NIPPLO IN ACCIAIO PER RADIATORI**



- CARBON STEEL NIPPLE FOR RADIATORS
- GEWINDENIPPELN FÜR RADIATOREN
- MAMELON POUR RADIATORS
- CASQUILLO EN ACERO PARA RADIADORES

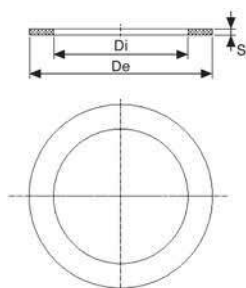
THREAD: ISO 228/1 (ex DIN 259)

CODE	D inch	Di mm	S mm	H mm			€
958100000	1"	25	4	25	52	250	0,83
958114000	1"1/4	33	4	27	80	150	0,93

**100****G1015****CHIAVE IN NYLON PER TAPPI E RIDUZIONI VERNICIATE**



- NYLON KEY FOR PLUGS AND REDUCTIONS
- SCHLÜSSEL AUS NYLON FÜR LACKIERTE STAHLSTOPFEN UND REDUZIERTSTÜCKE
- CLÉ À BOUCHONS ET RÉDUCTIONS VERNIS EN NYLON
- LLAVE EN NYLON PARA TAPONES Y REDUCCIONES PINTADAS

CODE	Description			€
101000001	impronte esagonali / hexagonal imprints Ø 1/2" - 1" - 1" 1/4	134	50	10,50

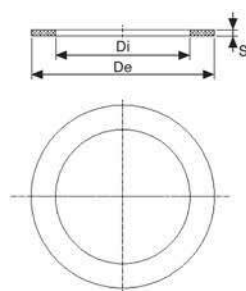
**950/C****G1014****GUARNIZIONE IN CARTONCINO**

- THIN CARD
- STEIFPAPIER
- CARTON
- CARTULINA

MATERIAL: lastra di cartoncino / cardboard sheet

CODE	D inch/mm	De mm	Di mm	S mm			€
950111002	1" - 42	42	33	0,5	4	200	0,11
950100002	1" - 48	48	33	0,5	1	200	0,11
950114002	1"1/4 - 56	56	42	0,5	1	200	0,12

G 10 14





950/A

GUARNIZIONE SENZA AMIANTO

- ASBESTOS FREE GASKET
- DICHTUNG OHNE ASBEST
- JOINT SANS AMIANTE
- JUNTA SIN AMIANTO

MATERIAL: Fasit® 202 - Doniflex® G-MD

CODE	D inch/mm	De mm	Di mm	S mm	Version			€
950102001	1/2" - 28	28	20	2	Fasit® 202	1	100	0,25
950304001	3/4" - 34	34	27	2	Fasit® 202	1	100	0,31
950111003	1" - 42	42	33	1	Doniflex® G-MD	2	100	0,28
950111001	1" - 42	42	33	2	Fasit® 202	2	100	0,31
950100001	1" - 48	48	33	2	Fasit® 202	2	100	0,36
950114003	1 1/4" - 56	56	42	1	Doniflex® G-MD	2	100	0,46
950114001	1 1/4" - 56	56	42	2	Fasit® 202	2	100	0,55

Fasit® 202: Fibre di cellulosa, NBR

IMPIEGHI: Acqua calda e fredda, olii vegetali ed animali, carburanti (no gas)

LIMITI DI TEMPERATURA ORIENTATIVI: Temperatura massima per brevi esposizioni 180° C - Temperatura massima di esercizio continuo per fluidi non aggressivi 150° C - Temperatura massima di esercizio continuo con vapore 120° C

Doniflex® G-MD: fibre aramidiche, grafite naturale, riempitivo inorganico, legante NBR.

IMPIEGHI: è particolarmente adatto per vapore ed acqua calda nonché per caldaie e radiatori.

LIMITI DI TEMPERATURA ORIENTATIVI: Temperatura di esercizio MAX 250° C

Fasit® 202: cellulose fibers, NBR

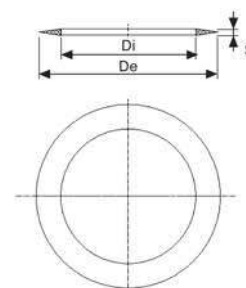
USES: Hot and cold water, vegetable and animal oils, fuels (no gas)

GUIDELINE TEMPERATURE LIMITS: Maximum temperature for short exposure 180° C - Maximum operating temperature for continuous non-aggressive fluids 150° C - Maximum temperature for continuous operation with steam 120° C

Doniflex® G-MD: aramid fibres, natural graphite, inorganic fillers, NBR binder.

USES: It is particularly suitable for steam and hotwater supplies as well as for boilers or radiators.

GUIDELINE TEMPERATURE LIMITS: Operating temperature 250° C MAX





960

G 10 14

GUARNIZIONE IN SILICONE

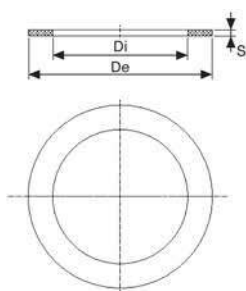
- SILICONE GASKET
- DICHTUNG AUS SILIKON
- JOINT SILICONE
- JUNTA EN SILICONA

MATERIAL: silicone bianco / white silicone 80 Shore A

CODE	D inch	De mm	Di mm	S mm			€
960100000	1"	41	33	2,8	1	100	0,29
960114000	1 1/4"	50	41	4	2	100	0,48

Utilizzare esclusivamente per tappi e riduzioni con canalino.

Use only for plugs and adapters with groove.





951

G1014

GUARNIZIONE ESENTE AMIANTO PER RACCORDI SANITARI

- ASBESTOS FREE GASKET FOR FITTINGS
- DICHTUNG OHNE ASBEST FÜR SANITAER FITTINGE
- JOINT SANS AMIANTE POUR RACCORDS SANITAIRES
- JUNTA EXENTAS DE AMIANTO PARA ACCESORIOS SANITARIOS

MATERIAL: Fasit® 202

CODE	D inch	De mm	Di mm	S mm			€
951308000	3/8"	14,8	9	2	1	1000	0,09
951102000	1/2"	18,5	11	2	1	1000	0,11
951304000	3/4"	24	16	2	1	1000	0,11
951100000	1"	30	21	2	1	1000	0,12
951114000	1"1/4	39	30	2	1	100	0,16
951112000	1"1/2	44,5	36	2	2	100	0,20
951200000	2"	56	43,5	2	2	100	0,44

Fasit® 202: Fibre di cellulosa, NBR

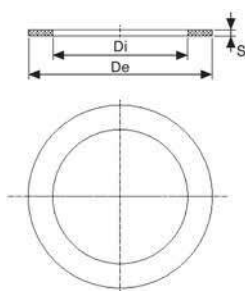
IMPIEGHI: Acqua calda e fredda, olii vegetali ed animali, carburanti (no gas)

LIMITI DI TEMPERATURA ORIENTATIVI: Temperatura massima per brevi esposizioni 180° C - Temperatura massima di esercizio continuo per fluidi non aggressivi 150° C - Temperatura massima di esercizio continuo con vapore 120° C

Fasit® 202: cellulose fibers, NBR

USES: Hot and cold water, vegetable and animal oils, fuels (no gas)

GUIDELINE TEMPERATURE LIMITS: Maximum temperature for short exposure 180° C - Maximum operating temperature for continuous non-aggressive fluids 150° C - Maximum temperature for continuous operation with steam 120° C





952

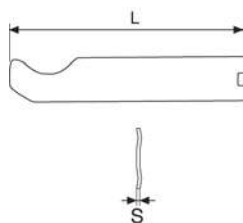
G1014

GUARNIZIONE IN GOMMA PER RACCORDI SANITARI

- RUBBER GASKET FOR FITTINGS
- DICHTUNG AUS GUMMI FÜR SANITAER FITTINGE
- JOINT EN CAOUTCHOUC POUR RACCORDS SANITAIRES
- JUNTA EN GOMA PARA ACCESORIOS SANITARIOS

CODE	D inch	De mm	Di mm	S mm	Material			€
952308000	3/8"	14,5	10	2	EPDM 80 Shore	1	100	0,11
952102000	1/2"	18	12	2		1	100	0,11
952304000	3/4"	24	16	2		1	100	0,11
952100000	1"	30	24	2	SBR 70 Shore	1	100	0,14
952114000	1"1/4	38	30	2		1	100	0,17
952112000	1"1/2	44	36	2		2	100	0,22
952200000	2"	56	44	2		2	100	0,48



G 10 13



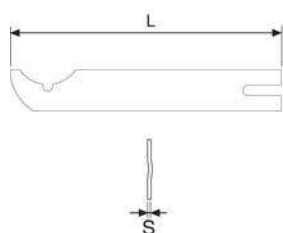
851

MENSOLO PIATTA ZINCATA PER RADIATORI (SP. 15/10)

- FALT WALL BRACKET FOR RADIATORS (THK. 15/10)
- VERZINKTE GLATTE KONSOLE FÜR RADIATOREN (DIC. 15/10)
- SUPPORT PLAT GALVANISÉ POUR RADIATEURS (EP.15/10)
- ESTANTE PLANO GALVANIZADO PARA RADIADORES (SP. 15/10)

CODE	L mm	S mm			€
851000190	190	1,5	106	100	1,05
851000230	230	1,5	136	100	1,12
851000260	260	1,5	146	100	1,24
851000290	290	1,5	172	100	1,65



G 10 13



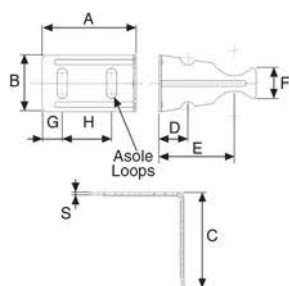
999

MENSOLO PIATTA PER RADIATORI ALLUMINIO (SP. 15/10)

- FALT WALL BRACKET FOR ALUMINUM RADIATORS (THK. 15/10)
- VERZINKTE GLATTE KONSOLE FÜR RADIATOREN AUS ALUMINIUM (DIC. 15/10)
- SUPPORT PLAT GALVANISÉ POUR RADIATEURS EN ALUMINIUM (EP.15/10)
- ESTANTE PLANO PARA RADIADORES DE ALUMINIO (SP. 15/10)

CODE	L mm	S mm			€
999000000	170	1,5	56	200	0,80
999000200	200	1,5	64	200	0,90



G 10 13



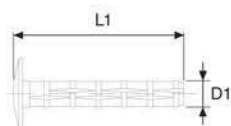
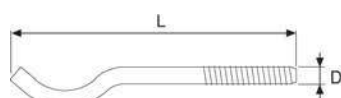
855

MENSOLE ZINCATE REVERSIBILI DESTRA E SINISTRA




- GALVANIZED SQUARE BRACKETS, RIGHT & LEFT REVERSIBLE
- VERZINKTE-REVERSIBILE RECHTS UND LINKS KONSOLE FÜR RADIATOREN
- SUPPORTS GALVANISÉS RÉVERSIBLES DROITE ET GAUCHE
- ESTANTES GALVANIZADOS REVERSIBLES DERECHA E IZQUIERDA

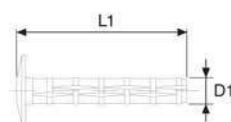
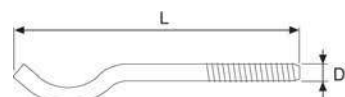
CODE	A mm	B mm	C mm	S mm	D mm	E mm	F mm	G mm	H mm	Loops mm			€
855000000	80	48	82	2	25	64	26	17	42	25 x 8	267	30 coppie/pairs	3,70

Kit comprensivo di: n° 4 viti ø 8 x 60, n° 4 rondelle ø 8, n° 4 tasselli ø 10 x 60.
The kit includes: n° 4 screws ø 8 x 60, n° 4 washers ø 8, n° 4 dowels ø 10 x 60.




**942 M 2-4 Z****G1013****MENSOLE ZINCATE PER RADIATORI 2-4 COLONNE**

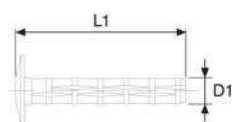
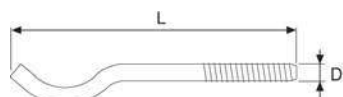
- GALVANIZED ANCHOR BRACKETS FOR 2-4 COLUMNS RADIATORS
- VERZINKTE KONSOLEN FÜR RADIATOREN 2-4 KOLONNE
- SUPPORTS GALVANISÉS POUR RADIATEURS 2 - 4 COLONNES
- ESTANTES GALVANIZADOS PARA RADIADORES 2-4 COLUMNAS

CODE	L mm	D mm	L1 mm	D1 mm				€
942240000	205	10,7	86	15	326	40 coppie/pairs	1440 coppie/pairs	3,14




**942 M 4-6 Z****G1013****MENSOLE ZINCATE PER RADIATORI 4-6 COLONNE**

- GALVANIZED ANCHOR BRACKETS FOR 4-6 COLUMNS RADIATORS
- VERZINKTE KONSOLEN FÜR RADIATOREN 4-6 KOLONNE
- SUPPORTS GALVANISÉS POUR RADIATEURS 4-6 COLONNES
- ESTANTES GALVANIZADOS PARA RADIADORES 4-6 COLUMNAS

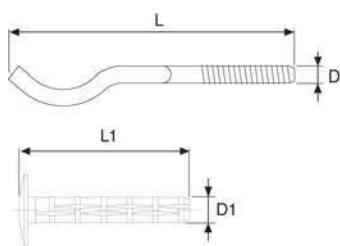
CODE	L mm	D mm	L1 mm	D1 mm				€
942460000	245	10,7	86	15	386	40 coppie/pairs	1440 coppie/pairs	3,74

**942 MA Z****G1013****MENSOLE ZINCATE PER RADIATORI ALLUMINIO**




- GALVANIZED BRACKETS FOR ALUMINIUM RADIATORS
- VERZINKTE KONSOLEN FÜR RADIATOREN AUS ALUMINUM
- SUPPORTS GALVANISÉS POUR RADIATEURS EN ALUMINIUM
- ESTANTES GALVANIZADOS PARA RADIADORES DE ALUMINIO

CODE	L mm	D mm	L1 mm	D1 mm				€
942195004	170	7	75	10	120	80 coppie/pairs	2880 coppie/pairs	2,01
942195000	170	8,8	83	12	115	80 coppie/pairs	2880 coppie/pairs	2,10

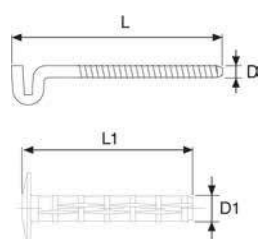
G 10 13

**942 MA/S Z****MENSOLE ZINCATE SCHIACCIATE PER RADIATORI ALLUMINIO**



- GALVANIZED PRESSED BRACKETS FOR ALUMINIUM RADIATORS
- VERZINKTE GLATTE KONSOLEN FÜR RADIATOREN AUS ALUMINIUM
- SUPPORTS GALVANISÉS APLATIS POUR RADIATEURS EN ALUMINIUM
- ESTANTES GALVANIZADOS "APLASTADOS" PARA RADIADORES ALUMINIO

CODE	L mm	D mm	L1 mm	D1 mm				€
942195005	170	7	75	10	118	80 coppie/pairs	2880 coppie/pairs	2,15
942195001	170	8,8	83	12	175	80 coppie/pairs	2880 coppie/pairs	2,30
942245001	245	8,8	83	12	244	40 coppie/pairs	1440 coppie/pairs	2,90

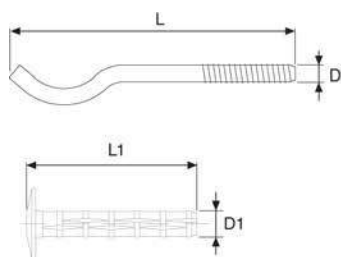
G 10 13

**942 MU Z****MENSOLE ZINCATE PER RADIATORI LAMELLARI E CALDAIE MURALI**




- GALVANIZED BRACKETS FOR STEEL PLATES AND WATER HEATERS
- VERZINKTE KONSOLEN FÜR RADIATOREN UND KESSEL
- SUPPORTS GALVANISÉS POUR RADIATEURS LAMELLAIRES ET CHAUDIÈRES MURALES
- ESTANTES GALVANIZADOS PARA RADIADORES LAMINADOS Y CALDERAS A MURO

CODE	L mm	D mm	L1 mm	D1 mm			€
942130000	130	7	75	10	107	100 coppie/pairs	3,30

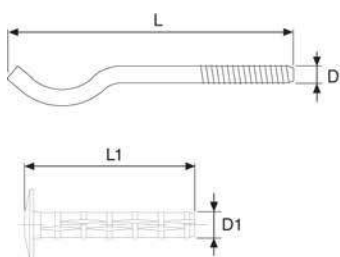
G 10 13

**942 M 2-4 V****MENSOLE VENICIATE PER RADIATORI 2-4 COLONNE**




- GALVANIZED & PAINTED ANCHOR BRACKETS FOR 2-4 COLUMNS RADIATORS
- VERZINKTE UND LACKIERTE KONSOLEN FÜR RADIATOREN 2-4 KOLONNE
- SUPPORTS GALVANISÉS/VERNIS POUR RADIATEURS 2-4 COLONNES
- ESTANTES GALVANIZADOS/PINTADOS PARA RADIADORES 2-4 COLUMNAS

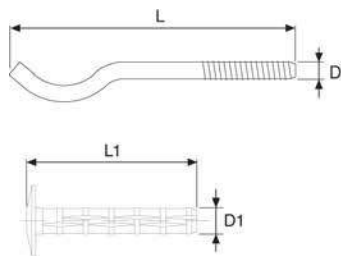
CODE	L mm	D mm	L1 mm	D1 mm				€
942240001	205	10,7	86	15	326	40 coppie/pairs	1440 coppie/pairs	3,80

G 10 13




**942 M 4-6 V****MENSOLE VENICIATE PER RADIATORI 4-6 COLONNE**

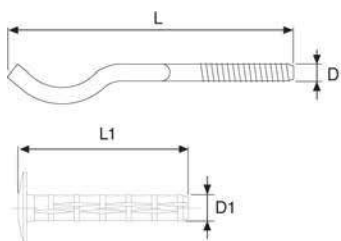
- GALVANIZED & PAINTED ANCHOR BRACKETS FOR 4-6 COLUMNS RADIATORS
- VERZINKTE UND LACKIERTE KONSOLE FÜR RADIATOREN 4-6 KOLONNE
- SUPPORTS GALVANISÉS/VERNIS POUR RADIATEURS 4-6 COLONNES
- ESTANTES GALVANIZADOS/PINTADOS PARA RADIADORES 4-6 COLUMNAS

CODE	L mm	D mm	L1 mm	D1 mm				€
942460001	245	10,7	86	15	386	40 coppie/pairs	1440 coppie/pairs	4,30




**942 MA V****G1013****MENSOLE VERNICIATE PER RADIATORI ALLUMINIO**

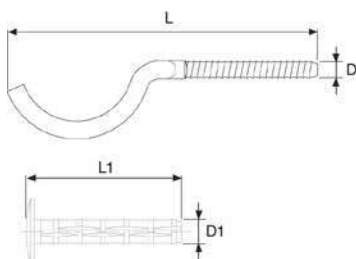
- GALVANISED & PAINTED BRACKETS FOR ALUMINIUM RADIATORS
- VERZINKTE UND LACKIERTE KONSOLEN FÜR RADIATOREN AUS ALUMINIUM
- SUPPORTS GALVANISÉS / VERNIS POUR RADIATEURS EN ALUMINIUM
- ESTANTES GALVANIZADOS/PINTADOS PARA RADIADORES ALUMINIO

CODE	L mm	D mm	L1 mm	D1 mm				€
942195006	170	7	75	10	120	80 coppie/pairs	2880 coppie/pairs	2,70
942195002	170	8,8	83	12	174	80 coppie/pairs	2880 coppie/pairs	2,80



**942 MA/S V****G1013****MENSOLE VERNICIATE SCHIACCIATE PER RADIATORI ALLUMINIO**

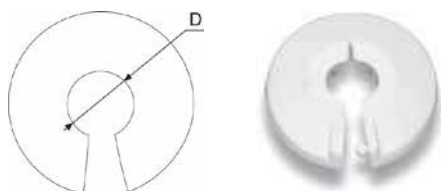
- GALVANISED & PAINTED PRESSED BRACKETS FOR ALUMINIUM RADIATORS
- VERZINKTE UND LACKIERTE GLATTE KONSOLEN FÜR RADIATOREN AUS ALUMINIUM
- SUPPORTS GALVANISÉS / VERNIS APLATIS POUR RADIATEURS EN ALUMINIUM
- ESTANTES GALVANIZADOS/PINTADOS "APLASTADOS" PARA RADIADORES ALUMINIO

CODE	L mm	D mm	L1 mm	D1 mm				€
942195007	170	7	75	10	118	80 coppie/pairs	2880 coppie/pairs	2,64
942195003	170	8,8	83	12	175	80 coppie/pairs	2880 coppie/pairs	2,82
942245003	245	8,8	83	12	244	40 coppie/pairs	1440 coppie/pairs	3,62



**942 M V****G1013****MENSOLE VERNICIATE SCHIACCIATE PER RADIATORI TUBOLARI**

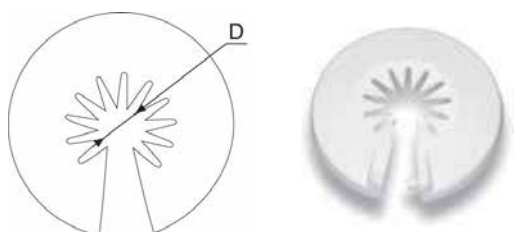
- GALVANISED & PAINTED BRACKETS FOR TUBULAR RADIATORS
- VERZINKTE UND LACKIERTE KONSOLEN FÜR RADIATOREN RÖHRENFÖRMIGE
- SUPPORTS GALVANISÉS / VERNIS POUR RADIATEURS TUBOLAIRES
- ESTANTES GALVANIZADOS/PINTADOS PARA RADIADORES TUBULARES

CODE	L mm	D mm	L1 mm	D1 mm			€
942175881	185	8,8	83	12	208	40 coppie/pairs	3,50
942205881	205	8,8	83	12	226	40 coppie/pairs	3,65
942245881	250	8,8	83	12	270	40 coppie/pairs	4,30



**225****G 10 15****ROSETTA IN PVC COLOR BIANCO**

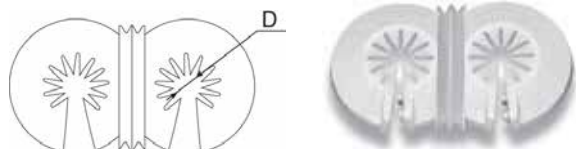
- FRONT COVER IN WHITE PVC
- WEISSE DECKUNG AUS PVC
- RONDELLE EN PVC COULEUR BLANC
- FLORON EMBELLECEDOR EN PVC COLOR BLANCO

CODE	D mm			€
225000010	10	6	400	0,29
225000012	12	6	400	0,29
225000014	14	6	400	0,29
225000015	15	6	400	0,29
225000016	16	6	400	0,29
225000018	18 - 3/8"	6	400	0,32
225000022	22 - 1/2"	6	400	0,32
225000026	28 - 3/4"	6	400	0,40



**225 bis****G 10 15****ROSETTA IN PVC BIANCO UNIVERSALE PER TUBI RAME**

- UNIVERSAL FRONT COVER IN WHITE PVC FOR COPPER PIPES
- UNIVERSALE WEISSE DECKUNG AUS PVC FÜR KUPFERROHREN
- RONDELLE UNIVERSELLE EN PVC BLANC POUR TUBES CUIVRE
- FLORON EMBELLECEDOR UNIVERSAL PVC BLANCO PARA TUBOS DE COBRE

CODE	D mm			€
225000100	Ø 10 ÷ 22 mm	6	400	0,28

**225 ter****G 10 15****ROSETTA DOPPIA IN PVC BIANCO UNIVERSALE PER TUBI RAME**



- DOUBLE FRONT COVER IN WHITE PVC FOR COPPER PIPES
- UNIVERSALE DOPPELTE WEISSE DECKUNG AUS PVC FÜR KUPFERROHREN
- DOUBLE RONDELLE UNIVERSELLE EN PVC BLANC POUR TUBES CUIVRE
- FLORON EMBELLECEDOR UNIVERSAL DOBLE PVC BLANCO PARA TUBOS DE COBRE

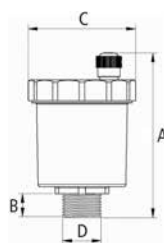
CODE	D mm			€
225000200	Ø 10 ÷ 22 mm	8	200	1,50

**226****G 10 15****TAPPO ROSSO, BLU PER PROVA IMPIANTO**

- RED, BLU PLUG FOR PLANT HYDRAULIC TEST
- ROTE, BLAUE STOPFEN FÜR ANLAGEPROBEN
- CAPUCHON ROUGE, BLEU POUR TEST INSTALLATION
- TAPON ROJO, AZUL PARA PRUEBA DE INSTALACION

NOTE: avvitare a mano / tighten with hand

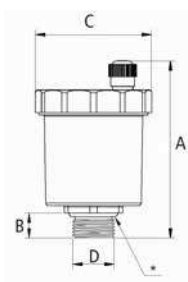
CODE	DN inch	Description			€
22600000R	1/2"	tappo rosso / red plug	18	100	0,70
22600000B	1/2"	tappo blu / blue plug	18	100	0,70

**973****G 20 20****VALVOLA AUTOMATICA SFOGO D'ARIA BESSER**

- AUTOMATIC AIRVENT BESSER
- SCHNELLENTLÜFTER BESSER
- PURGEUR AUTOMATIQUE BESSER
- PURGADOR AUTOMÁTICO BESSER

THREAD: ISO 228/1 (ex DIN 259)

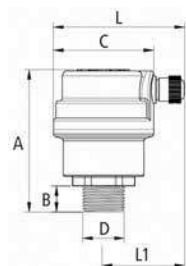
CODE	D inch	A mm	B mm	C mm					€
973308000	3/8"	70	9	46	156	24	96	3840	10,00
973102000	1/2"	70	9	46	167	24	96	3840	10,00

**973/0-Ring + 971****G 20 20****VALVOLA AUT. SFOGO D'ARIA BESSER CON VALVOLA D'INTERCETTAZIONE**

- AUTOMATIC AIRVENT BESSER WITH SHUT-OFF VALVE
- SCHNELLENTLÜFTER BESSER MIT ABSPERRVENTIL
- PURGEUR AUTOMATIQUE BESSER AVEC VANNE D'ARRÊT
- PURGADOR AUTOMÁTICO BESSER CON VALVULA DE RETENCION

THREAD: ISO 228/1 (ex DIN 259)**NOTE:** [*] O-Ring NBR

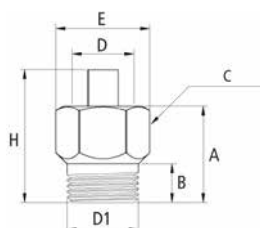
CODE	D inch	A mm	B mm	C mm					€
973308001	3/8"	70	7,5	46	175	24	96	3840	14,80

**974****G 20 20****VALVOLA AUTOMATICA SFOGO D'ARIA CON SCARICO LATERALE BESSER**

- AUTOMATIC AIRVENT WITH ANGLE DISCHARGE BESSER
- SCHNELLENTLÜFTER MIT SEITENABLAUF BESSER
- PURGEUR AUTOMATIQUE À ÉCHAPPEMENT LATÉRAL BESSER
- PURGADOR AUTOMÁTICO CON DESCARGA LATERAL BESSER

THREAD: ISO 228/1 (ex DIN 259)

CODE	D inch	A mm	B mm	C mm	L mm	L1 mm					€
974308000	3/8"	57	10,5	40	52,5	32,5	143	24	96	3840	10,45

**971****G 20 20****VALVOLA D'INTERCETTAZIONE PER ART. 973 - 974**

- SHUT-OFF VALVE FOR 973 - 974 ARTICLE
- ABSPERRVENTIL FÜR ARTIKEL 973 - 974
- VANNE D'ARRÊT POUR ART. 973 - 974
- VÁLVULA DE RETENCIÓN PARA ART. 973 - 974

THREAD: ISO 228/1 (ex DIN 259)

CODE	D (F) inch	D1 (M) inch	A mm	B mm	C mm	E mm	H mm			€
971308000	3/8"	3/8"	22,5	9	19	22	32,5	19	250	4,40
971102000	1/2"	1/2"	25	9	23	26	35	29	250	4,40

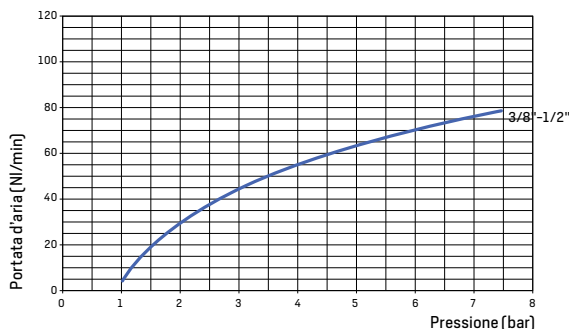
973 - 974 - VALVOLE AUTOMATICHE SFOGO ARIA "BESSER" E "BESSER" A SCARICO LATERALE

CARATTERISTICHE IDRAULICHE

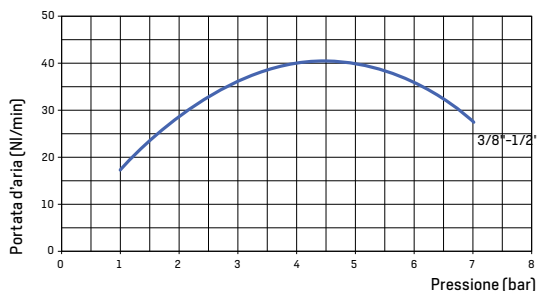
Le valvole sfiato aria Better e Better a scarico laterale sono valvole a singolo galleggiante automatiche, che svolgono principalmente due funzioni:

- l'evacuazione di un consistente flusso di aria da una tubazione (es. durante il caricamento/pressurizzazione dell'impianto)
 - il degasaggio (lo scarico dell'aria intrappolata nella tubazione o che si viene a formare durante l'esercizio).
- Come indicato nella norma EN 14868, la presenza di ossigeno negli impianti di riscaldamento può provocare processi corrosivi anodici, rumorosità localizzate, sacche d'aria, ostruzioni, fenomeni di cavitazione nelle pompe, etc. che possono compromettere in modo rilevante l'integrità ed il rendimento dell'impianto. Le valvole sfogo aria Better vengono installate in posizione verticale:
- sul separatore;
 - alla sommità delle colonne montanti degli impianti di riscaldamento a vaso chiuso;
 - in tutti i punti in cui è possibile l'accumulo di aria.

CURVA DI FUNZIONAMENTO VALVOLA BESSER



CURVA DI FUNZIONAMENTO VALVOLA BESSER A SCARICO LATERALE



Per consentire lo sfogo dell'aria, svitare il cappuccio di protezione di almeno due giri. Si consiglia di non togliere il cappuccio di protezione onde evitare penetrazioni di impurità nell'apparecchio. Assicurarsi che tutti i raccordi siano a tenuta idraulica.

CARATTERISTICHE TECNICHE

Pressioni	massima ammissibile (PN) 10 bar minima pressione di tenuta 0,2 bar [grado A rif. EN 12266-1] campo di impiego funzione evacuazione aria 0,5 ÷ 7 bar [variazione ± 10% valore max. rilevato]
Temperature	massima ammissibile di esercizio (TS) 0°C (escluso gelo) ÷ +110 °C
Fluidi compatibili	fluido termovettore conforme a UNI 8065 soluzioni glicole 50%
Filettature	ISO 228/1 (ex DIN 259)
Prove e collaudi	EN 1074-4

973 - MATERIALI VALVOLA BESSER

Corpo	ottone pressofuso EN 1982 – CB754S
Tappo	ottone EN 12165 – CW617N
Sede di tenuta	ottone EN 12164 – CW614N
Meccanismi interni	resina acetica POM
Guarnizione sede + O-Ring*	gomma NBR
Galleggiante	polipropilene PP ad alta resistenza
Molla	acciaio inox EN 10088 – 1.4310 (AISI 302)

* Solo per articolo cod. 973308001

974 - MATERIALI VALVOLA BESSER A SCARICO LATERALE

Corpo e tappo	ottone EN 12165 – CW617N
Sede di tenuta e meccanismi interni	resina acetica POM
Guarnizione sede	gomma NBR
Galleggiante	polipropilene PP ad alta resistenza
Molla	acciaio inox EN 10088-1.4310 (AISI 302)

971 - RUBINETTO INTERCETTAZIONE PER VALVOLA SFOGO D'ARIA

CARATTERISTICHE IDRAULICHE

Il rubinetto di intercettazione favorisce le operazioni di sostituzione e verifica delle valvole sfogo aria, bloccando il flusso di acqua a valvola disinserita. Quando è utilizzato in combinazione con valvole sfogo d'aria su sistemi di distribuzione acqua potabile, soddisfano i requisiti della norma EN 1074-2.

CARATTERISTICHE TECNICHE / MATERIALI

Pressioni	massima ammissibile (PN) 10 bar
Temperature	massima ammissibile di esercizio (TS) 0°C (escluso gelo) ÷ +110 °C
Fluidi compatibili	fluido termovettore conforme a UNI 8065 soluzioni glicole 50%
Filettature	ISO 228/1 (ex DIN 259)
Prove e collaudi	P12-EN 12266-1 (grado A)
Corpo	ottone EN 12164 – CW614N
Valvolina separatrice	resina acetica POM
Molla	acciaio inox EN 10088-1.4310 (AISI 302)

973 - 974 - AUTOMATIC AIRVENT "BESSER" AND AUTOMATIC AIRVENT "BESSER" WITH ANGLE DISCHARGE

HYDRAULIC FEATURES

The automatic air vent Better and Better with angle discharge, have a single automatic float that carries out two main functions:

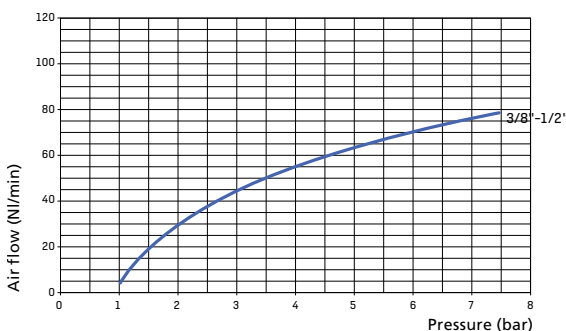
- the evacuation of a consistent air flow through a pipeline (e.g. during loading/pressurization of the plant)
- degassing, which discharges air trapped or formed during operation in the pipeline.

As in European Standard EN 14868, the presence of oxygen in heating systems can provoke anodic corrosion, noise, air pockets, obstructions, cavitation in the circulation pumps, etc. that may significantly compromise the performance and integrity of the systems.

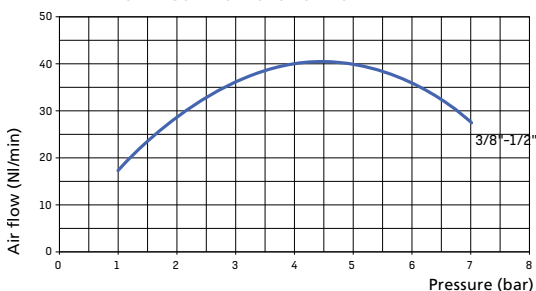
The automatic airvent Better are installed in the vertical position:

- on the air separator;
- in the top of the installation of heating close systems;
- in all the points which it is possible the accumulation of air.

GRAPHIC FOR BESSER AIRVENT FUNCTIONING



GRAPHIC FOR BESSER AIRVENT WITH ANGLE DISCHARGE FUNCTIONING



To allow the air evacuation, unscrew the protective cap of at least two turns. We recommend that you don't remove the protective cap to avoid penetration of impurities into the unit. Check that all pipes connections are watertight.

TECHNICAL FEATURES

Pressure	maximum allowable working pressure (PN) 10 bar
	minimum accumulation 0.2 bar (grade A according to EN 12266-1)
	range of operation air evacuation 0.5 ÷ 7 bar (tolerance ± 10% max. detected)
Temperature	maximum working temperature (TS) 0°C (excluding ice) ÷ +110°C
Compatible fluids	heat transfer fluids in compliance with Italian standard UNI 8065 glycolate solutions (glycol) 50%
Threading	ISO 228/1 (ex DIN 259)
Requirements and tests	EN 1074-4

973 - BESSER AUTOMATIC AIRVENT DESIGN

Body	cast brass EN 1982 – CB754S
Plug	brass EN 12165 – CW617N
Seat	brass EN 12164 – CW614N
Internal mechanisms	acetal resin (POM)
Seat gaskets + O-Ring*	NBR rubber
Float	highly resistant polypropylene PP
Spring	stainless steel EN 10088 – 14310 (AISI 302)

* Only for article cod. 973308001

974 - BESSER AUTOMATIC AIRVENT WITH ANGLE DISCHARGE DESIGN

Body and plug	brass EN 12165 – CW617N
Seat and internal mechanisms	acetal resin (POM)
Seat gaskets	NBR rubber
Float	highly resistant polypropylene PP
Spring	stainless steel EN 10088 – 14310 (AISI 302)

971 - SHUT OFF VALVES FOR AUTOMATIC AIR VENTS

HYDRAULIC FEATURES

The shut-off valve is useful for tasks of substitution or inspection of air vents, blocking the flow to the disconnected valve. When used in conjunction with an air vent in distribution systems for drinkable water, this product meets the standards stipulated in EN 1074-2.

TECHNICAL FEATURES / DESIGN

Pressure	maximum allowable working pressure (PN) 10 bar
Temperature	maximum working temperature (TS) 0°C (excluding ice) ÷ + 110°C
Compatible fluids	Heat transfer fluids in compliance with Italian standard UNI 8065 glycolate solutions (glycol) 50%
Threading	ISO 228/1 (ex DIN 259)
Requirements and tests	P12 - EN 12266-1 (grade A)
Body	brass EN 12164 – CW614N
Separating valve	acetal resin (POM)
Spring	stainless steel EN 10088 – 14310 (AISI 302)

973 - 974 - SCHNELLENTLÜFTER "BESSER" UND SCHNELLENTLÜFTER MIT SEITENABLAUF "BESSER"

HYDRAULISCHE EIGENSCHAFTEN

Die Better Schnellentlüfter sind automatische Entlüfter mit Einzel Schwimmer welche zwei Hauptfunktionen erfüllen:

- die Entlüftung von Luft aus einer Leitung (z.B. während des Befüllens oder die Druckbeaufschlagung der Anlage)
- die Entgasung, (die Abscheidung der Luft innerhalb der Leitung)

Wie in der EN 14868 Norm beschrieben, kann die Anwesenheit von Sauerstoff innerhalb von Heizungsleitungen zu Korrosion Phänomene, lokalisierten Geräusche, Lufteinschlüsse, Verstopfungen, Kavitation in den Umwälzpumpen, usw. führen. Diese können die Funktionsfähigkeit der Anlage negativ beeinflussen. Die „Better“ Schnellentlüfter müssen senkrecht installiert werden:

- auf dem Verteiler;
- an den Steigleitungen;
- überall wo sich Lufteinschlüsse sich bilden.

DIAGRAMM DER BETRIEB DES SCHNELLENTLÜFTER BESSER

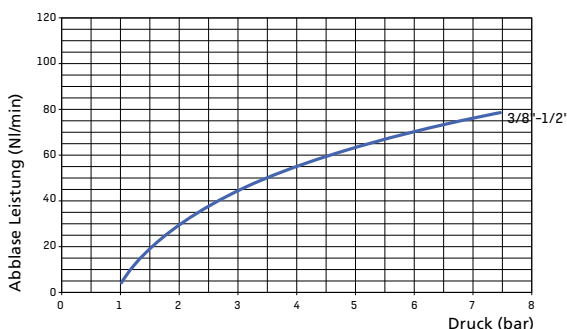
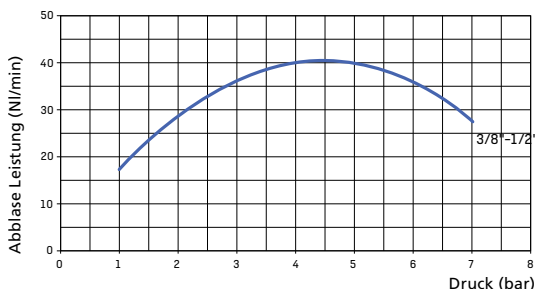


DIAGRAMM DER BETRIEB DES SCHNELLENTLÜFTER MIT SEITENABLAUF



Um die optimale Funktionsfähigkeit zu ermöglichen, muss der obere Deckel mindestens um zwei Umdrehungen gelockert werden. Es ist zu empfehlen den Deckel nicht zu entfernen, um Eindringen von schmutz in dem Entlüfter zu vermeiden.

Bitte stellen Sie sicher, dass das komplette System dicht ist.

TECHNISCHE DATEN

Drücke	Max. Betriebsdruck 10 bar
	Mix. Druck 0,2 bar (Grad A - EN 12266-1)
Temperaturen	Anwendungsdruck von 0,5 bar bis 7 bar ($\pm 10\%$ vom Maximum)
	Max. Betriebstemperatur [TS] 0°C (ausgenommen Frost) $\div +110$ °C
Flüssig	Wärmeträgerflüssigkeit nach UNI 8065 Glykol Gemisch 50%
Gewindeanschluss	ISO 228/1 (ex DIN 259)
Prüfung	EN 1074-4

973 - MATERIAL SCHNELLENTLÜFTER "BESSER"

Gehäuse	Guss Messing EN 1982 - CB754S
Deckel	Messing EN 12165 - CW617N
Dichtheitselement	Messing EN 12164 - CW614N
Interne Komponenten	Acetylharz POM
Dichtungen + O-Ring*	NBR-Kautschuk
Schwimmer	Polypropylen PP
Feder	Edelstahl EN 10088 - 1.4310 (AISI 302)

* Nur für Artikel-Code 973308001

974 - MATERIAL SCHNELLENTLÜFTER MIT SEITENABLAUF "BESSER"

Gehäuse und Deckel	Messing EN 12165 - CW617N
Dichtheitselement und interne Komponenten	Acetylharz POM
Dichtungen	NBR-Kautschuk
Schwimmer	Polypropylen PP
Feder	Edelstahl EN 10088 - 1.4310 (AISI 302)

971 - Absperrventil FÜR SCHNELLENTLÜFTER

HYDRAULISCHE EIGENSCHAFTEN

Das Absperrventil vereinfacht den Austausch und die Kontrolle des Schnellentlüfters durch Absperren des Wasserzuflusses.

Bei Verwendung in Kombination mit den Schnellentlüfter in Trinkwasseranlagen ist dieser konform mit der EN 1074-2 Norm.

TECHNISCHE DATEN / Material

Drücke	Max. Betriebsdruck 10 bar
Temperaturen	Max. Betriebstemperatur [TS] 0°C (Ausgenommen Frost) $\div +110$ °C
Kompatible Flüssigkeiten	Wärmeträgerflüssigkeit nach UNI 8065 Wasser und Glykollösungen - Max. Glykolgehalt 50%
Gewindeanschluss	ISO 228/1 (ex DIN 259)
Prüfung	P12-EN 12266-1 (Grad A)
Körper	Messing EN 12164 - CW614N
Absperrventil	Acetylharz POM
Feder	Edelstahl EN 10088 - 1.4310 (AISI 302)

973 - 974 - PURGEUR AUTOMATIQUE "BESSER" ET PURGEUR AUTOMATIQUE "BESSER" À ÉCHAPPEMENT LATÉRAL

CARACTÉRISTIQUES HYDRAULIQUES

Le purgeur automatique BESSER et purgeur automatique BESSER à échappement latéral sont une vanne automatique à flotteur simple qui exerce deux fonctions principales:

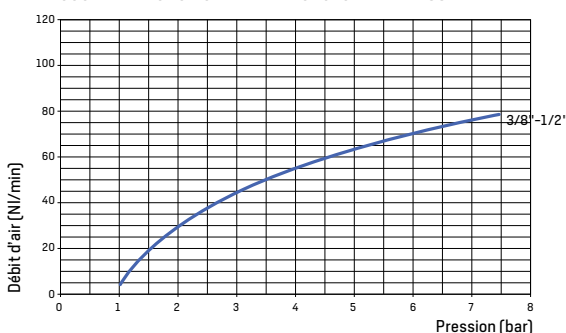
- l'évacuation d'un flux d'air important depuis une tuyauterie (par ex. lors de la charge/pressurisation de l'installation)
- le dégazage, qui permet de purger l'air emprisonné dans la tuyauterie ou qui se forme pendant l'exploitation.

La présence d'oxygène dans les circuits de chauffage peut provoquer des processus corrosifs anodiques, des bruits localisés, des poches d'air, des obstructions, la cavitation des pompes etc. qui peuvent compromettre considérablement le débit et l'intégrité de l'installation, comme documenté par la norme EN 14868.

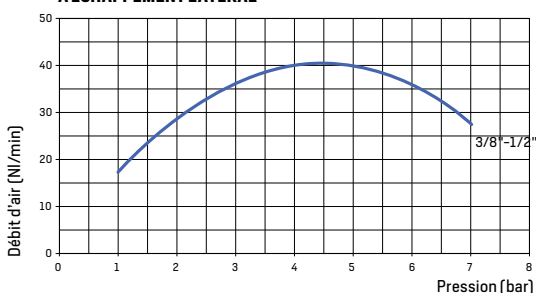
Les purgeurs d'air Besser sont installés à la verticale:

- sur le séparateur d'air;
- au bout des colonnes montantes des installations de chauffage à cuve fermée;
- dans tous les endroits où il est possible de l'accumulation d'air.

COURBE DE FONCTIONNEMENT PURGEUR D'AIR BESSER



COURBE DE FONCTIONNEMENT PURGEUR D'AIR BESSER À ÉCHAPPEMENT LATÉRAL



Pour permettre l'évacuation de l'air, dévisser le capuchon de protection au moins deux tours. Nous vous recommandons de ne pas enlever le capuchon de protection pour éviter la pénétration d'impuretés dans l'appareil. S'assurer que tous les raccords aient une parfaite étanchéité.

CARACTÉRISTIQUES TECHNIQUES

Pressions	maximale admissible (PN) 10 bars étanchéité minime 0,2 bar (degré A selon EN 12266-1) domaine d'utilisation fonction évacuation air 0,5 ÷ 7 bar (variation ± 10% valeur max. relevée)
Température	maximale de fonctionnement admissible (TS) 0°C [gel exclu] ÷ + 110°C
Fluides compatibles	Fluide caloporteur conforme à la norme UNI 8065 solutions glycols 50%
Filetages	ISO 228/1 (ex DIN 259)
Essais et contrôles	EN 1074-4

973 - CONSTRUCTION PURGEUR AUTOMATIQUE "BESSER"

Corps	cast brass EN 1982 – CB754S
Bouchon	laiton EN 12165 – CW617N
Siege d'étanchéité	laiton EN 12164 – CW614N
Mécanismes internes	resine acetal POM
Joint de siège + O-Ring*	caoutchouc NBR
Flotteur	polypropylène PP a haute résistance
Ressort	acier inox EN 10088 – 1.4310 (AISI 302)

* Uniquement pour art. 973308001

974 - CONSTRUCTION PURGEUR AUTOMATIQUE "BESSER" À ÉCHAPPEMENT LATÉRAL

Corps et bouchon	laiton EN 12165 – CW617N
Siege d'étanchéité et mécanismes internes	resine acetal POM
Joint de siège et joint torique	caoutchouc NBR
Flotteur	polypropylène PP a haute résistance
Ressort	acier inox EN 10088 – 1.4310 (AISI 302)

971 - ROBINET D'INTERCEPTION POUR PURGEUR D'AIR

CARACTÉRISTIQUES HYDRAULIQUES

Le robinet d'interception facilite les opérations de remplacement et de contrôle des purgeurs d'air, en bloquant l'écoulement de l'eau, lorsque la vanne est déconnectée. L'étanchéité hydraulique avec le corps de la vanne peut être garantie au moyen d'un joint torique (selon les modèles). Lorsqu'il est utilisé avec des purgeurs d'air sur des systèmes de distribution d'eau potable, il répond aux qualités requises par la norme EN 1074-2.

CARACTÉRISTIQUES TECHNIQUES / CONSTRUCTION

Pression	maximale admissible (PN) 10 bar
Température	maximale de fonctionnement admissible (TS) 0°C [gel exclu] ÷ +110°C
Fluides compatibles	fluide caloporteur conforme à la norme UNI 8065 solutions glycols 50%
Filetages	ISO 228/1 (ex DIN 259)
Essais et contrôles	P12 – EN 12266-1 (degré A)
Corps	laiton EN 12164 – CW614N
Petite vanne de séparation	resine acetal POM
Ressort	acier inox EN 10088 – 1.4310 (AISI 302)

973 - 974 - PURGADORES DE BOYA "BESSER" Y "BESSER" A DESCARGA LATERAL

CARACTERISTICAS HIDRAULICAS

Los purgadores Besser e Besser con descarga lateral se caracteriza por tener una unica boya interna automatica, sus funciones principales son dos:

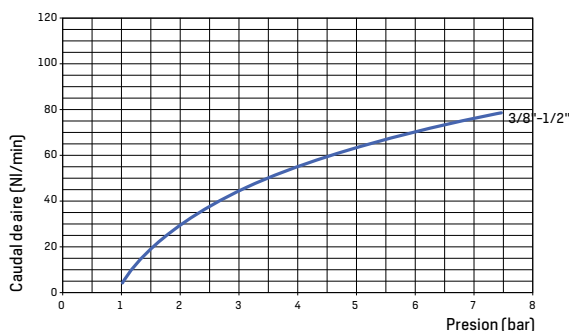
- La evacuacion alta de aire procedente del tubo (ej. Durante la carga/presurizacion de la instalacion)
- Desaireacion (descarga del aire atrapado en el tubo o que se forma durante el ejercicio)

Como indicado en la norma EN 14868, la presencia de oxigeno en las instalaciones de calefaccion puede provocar procesos corrosivos, ruidos localizados, sacos de aire, obstrucciones, la cavitation des pompes, etc. que pueden comprometer gravemente la integridad y rendimiento de la instalacion.

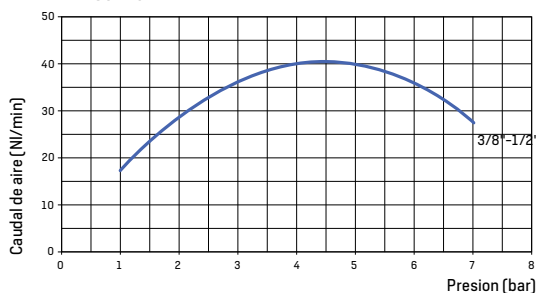
Los purgadores Besser se instalan en posicion vertical:

- sobre el separador de aire;
- en la parte mas alta de la instalacion;
- en todos los puntos donde pueda haber una acumulacion de aire.

CURVA DE FUNCIONAMIENTO PURGADOR BESSER



CURVA DE FUNCIONAMIENTO PURGADOR BESSER A DESCARGA LATERAL



Para consentir la salida de aire, desenroscar la capucha de protección mínimo dos giros. Se aconseja de no quitar la capucha de protección con el fin de evitar la presencia de impurezas. Compruebe la estanqueidad hidráulica de los racores de conexión.

CARACTERISTICAS TECNICAS

Presion	maxima admisible (PN) 10 bar
	minima presion sostenida 0,2 bar [grado A sec. EN 12266-1]
	campo de uso funcion evacuacion aire 0,5 ÷ 7 bar (variacion ± 10% valor max. relevado)
Temperatura	maxima admision de ejercicio (TS) 0°C (excluido hielo) ÷ +110 °C
Fluidos compatibles	fluido termovector conforme a UNI 8065 solucion glicol 50%
Rosca	ISO 228/1 (ex DIN 259)
Pruebas e ensayos	EN 1074-4

973 - MATERIAL PURGADOR BESSER

Cuerpo	laton presofundido EN 1982 - CB754S
Tapon	laton EN 12165 - CW617N
Sede de apoyo	laton EN 12164 - CW614N
Mecanismos internos	resina acetica POM
Sede junta + O-Ring*	goma NBR
Boya	polipropileno PP alta resistencia
Muelle	acero inox EN 10088 - 1.4310 (AISI 302)

* Sólo para art. 973308001

974 - MATERIAL PURGADOR BESSER CON DESCARGA LATERAL

Cuerpo y tapon	laton EN 12165 - CW617N
Junta y mecanismo interno	resina acetica POM
Sede junta	goma NBR
Boya	polipropileno PP alta resistencia
Muelle	acero inox EN 10088 - 1.4310 (AISI 302)

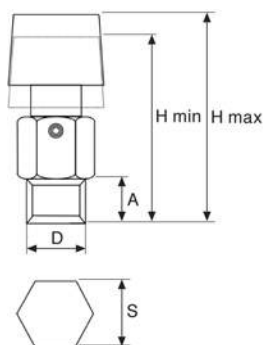
971 - VALVULA DE INTERCEPTACION PARA PURGADOR AUTOMATICO DE AIRE

CARACTERISTICAS HIDRAULICAS

La valvula de interceptacion favorece las operaciones de sustitucion y bloquea el flujo de agua en el caso quitemos el purgador automatico. Cuando la utilizamos junto con los purgadores en sistemas de distribucion de agua potable, satisfacen los requisitos de la norma EN 1074-2.



CARACTERISTICAS TECNICAS / Material

Presion	maxima admisible (PN) 10 bar
Temperatura	maxima admisible de ejercicio (TS) 0°C (excluido hielo) ÷ +110 °C
Fluidos compatibles	fluido termovector conforme a UNI 8065 solucion glicol 50%
Rosca	ISO 228/1 (ex DIN 259)
Pruebas y ensayos	P12-EN 12266-1 (grado A)
Cuerpo	laton EN 12164 - CW614N
Purgador separador	resina acetica POM
Muelle	acero inox EN 10088 - 1.4310 (AISI 302)

**975****VALVOLA MANUALE SCARICO RADIATORI**

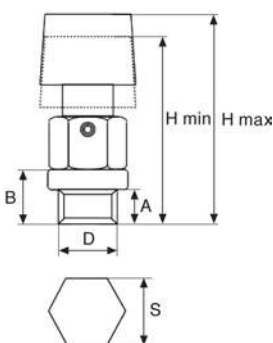
- RADIATOR AIR VENT
- RADIATOR ENTLÜFTUNGSVENTIL
- PURGEUR MANUEL ÉVACUATION RADIATEURS
- PURGADOR MANUAL DESCARGA RADIADOR

THREAD: ISO 228/1 (ex DIN 259)**NOTE:** volantino in nylon / nylon handwheel**G 20 20**

CODE	DN	D inch	S mm	A mm	H min mm	H max mm			€
975108000	6	1/8"	13	7	28	30	17	500	1,21
975104000	8	1/4"	13	7	28	30	22	500	1,21
975308000	10	3/8"	17	7	28	30	30	500	1,63



I presenti articoli non sono adatti per impieghi su elementi ad uso riscaldamento e raffreddamento (es: fan coil).

These items are not suitable to use for heating and cooling elements (ex. fan coil).

**975/G****VALVOLA MANUALE SCARICO RADIATORI CON ANELLO IN PTFE**

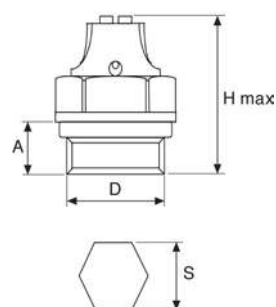
- RADIATOR AIR VENT WITH PTFE RING
- RADIATOR ENTLÜFTUNGSVENTIL MIT PTFE DICHTUNG
- PURGEUR MANUEL ÉVACUATION RADIATEURS AVEC ANNEAU EN PTFE
- PURGADOR MANUAL DESCARGA RADIADOR CON ANILLO EN PTFE

THREAD: ISO 228/1 (ex DIN 259)**NOTE:** volantino in nylon, tenuta PTFE / nylon handwheel, PTFE gasket**G 20 20**

CODE	DN	D inch	S mm	A mm	B mm	H min mm	H max mm			€
97510400G	8	1/4"	13	4	8	28	30	22	500	1,32
97530800G	10	3/8"	17	4	8	28	30	30	500	1,72
97510200G	15	1/2"	21	4	8	26	28	44	250	2,45



I presenti articoli non sono adatti per impieghi su elementi ad uso riscaldamento e raffreddamento (es: fan coil).

These items are not suitable to use for heating and cooling elements (ex. fan coil).

**979****TAPPO IN OTTONE CON VALVOLA SCARICO ARIA**

- AIR VENT PLUG
- MESSINGSTOPF MIT SCHNELLENTLUFTER
- BOUCHON EN LAITON AVEC PURGEUR ÉVACUATION D'AIRE
- TAPÓN EN LATÓN CON PURGADOR DESCARGA AIRE

THREAD: ISO 228/1 (ex DIN 259)**NOTE:** valvola orientabile, tenuta O-Ring / adjustable valve, O-ring seal**G 20 20**



CODE	DN	D inch	S mm	A mm	H max mm			€
979308002	10	3/8"	19	6	21	32	150	2,50
979102002	15	1/2"	22	7	21	37	150	3,02
979304002	20	3/4"	25	8	23	42	150	5,08

I presenti articoli non sono adatti per impieghi su elementi ad uso riscaldamento e raffreddamento (es: fan coil).

These items are not suitable to use for heating and cooling elements (ex. fan coil).



**979/C****G 20 20****CHIAVETTA IN NYLON PER ART. 979**

- NYLON KEY FOR 979 ARTICLE
- SCHLUESSEL AUS NYLON FÜR ARTIKEL 979
- CLÉ EN NYLON POUR ART. 979
- LLAVE EN NYLON PARA ART. 979

CODE	Description			€
979000000	per / for art. 979 3/8" - 1/2" - 3/4"	2	100	0,50

**973/2****G 30 30****CORPO CASSETTA IN LAMIERA ZINCATA**



- UNIVERSAL BOX FOR MANIFOLDS IN GALVANIZED SHEET METAL (ONLY BODY)
- UNIVERSALE KASTCHEN AUS GALVANISIERTES BLECH
- BOÎTIER (STRUCTURE) EN TÔLE GALVANISÉ
- CUERPO CAJA EN CHAPA GALVANIZADA

CODE	Width mm	Height mm	Depth mm			€
973040002	400	450	110 ÷ 135	3,2	1	80,20
973060002	600	450	110 ÷ 135	4,4	1	90,40
973080002	800	450	110 ÷ 135	5,7	1	105,00
973100002	1000	450	110 ÷ 135	7,8	1	115,00
973120002	1200	450	110 ÷ 135	10,3	1	135,00

**973/3****G 30 30****PORTA E TELAIO PER CASSETTA IN LAMIERA VERNICIATA**

- UNIVERSAL BOX FOR MANIFOLDS IN PAINTED SHEET METAL (ONLY DOOR AND FRAME)
- TÜR UND RAHME FÜR KASTCHEN AUS LACKIERTE BLECH
- PORTE ET CHÂSSIS POUR BOÎTE EN TÔLE VERNI
- PUERTA Y MARCO PARA CAJA EN CHAPA PINTADA

COLOUR: RAL 9016

CODE	Width mm	Height mm	Depth mm			€
973040003	400	450	110 ÷ 135	2,1	1	55,00
973060003	600	450	110 ÷ 135	2,9	1	61,50
973080003	800	450	110 ÷ 135	3,7	1	71,80
973100003	1000	450	110 ÷ 135	4,1	1	83,20
973120003	1200	450	110 ÷ 135	4,5	1	93,90

Come ordinare

How to order



+ 39 0376 96 001



+ 39 0376 96 422



ordini.info@racmet.com



raccorderiemetalliche.com



Struttura commerciale - Sales Organisation

464 - 465



MKTG & PRODUCT MANAGER

Fabrizio PIZZAMIGLIO

Tel. +39 0376 96 02 09

Mob. +39 348 0171387

fabrizio.pizzamiglio@racmet.com

QUALITY MANAGER

Silvio POZZETTI

Tel. +39 0376 96 02 91

Mob. +39 335 7250642

silvio.pozzetti@racmet.com



PROMOTER

Attilio GUELFÌ

Tel. +39 0376 96 02 46

Mob. +39 348 39 08 546



CUSTOMER SERVICE

Sara BELLADELLI

Tel. +39 0376 96 001



AMMINISTRAZIONE

book-keeping

Giovanni MIRONI

Tel. +39 0376 96 02 21

UFFICIO TECNICO

Technical office

Giuseppe PESANDO

Tel. +39 0376 96 02 77

Seguici su Facebook e LinkedIn

Follow us on Facebook and LinkedIn

@raccorderiemetalliche

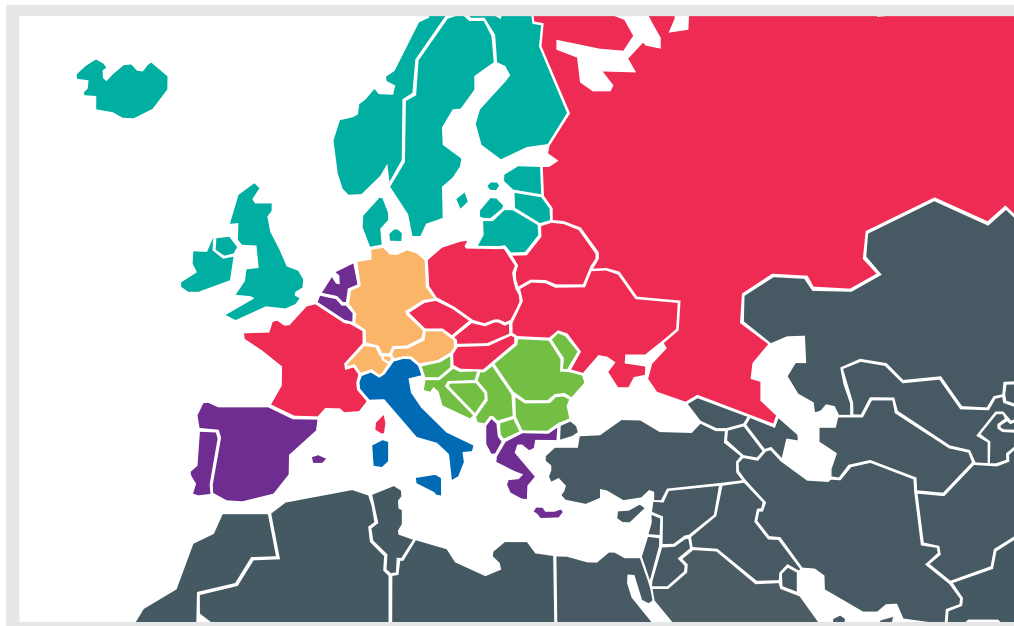


DIRETTORE COMMERCIALE**Guido CECCARDI**Tel. +39 0376 96001
guido.ceccardi@racmet.com**RESPONSABILE VENDITE ITALIA****Massimiliano GABBI**Tel. 0376 960206
Fax 0376 960244
Cell. 335 7663876
massimiliano.gabbi@racmet.com**FUNZIONARI DIRETTORI****PIEMONTE-VALLE D'AOSTA-MN-VA-PV****Luca SALVAGNI** - Funzionario VenditeTel. 0376 96001 - Fax 0376 960244
Cell. 335 325987
luca.salvagni@racmet.com**MI-BG-BS-LC-CO-SO-LO-MB-CR****Carlo PUGNAGHI** - Funzionario VenditeTel. 0376 96001 - Fax 0376 960244
Cell. 335 7364515
carlo.pugnaghi@racmet.com**Nicola VINCENZI**Promoter Tecnico-Commerciale
Tel. 0376 96001 - Fax 0376 960244
Cell. 355 6907418
nicola.vincenzi@racmet.com**EMILIA ROMAGNA****Daniele BONACINI** - Funzionario VenditeTel. 0376 96001 - Fax 0376 960244
Cell. 344 1174021
daniele.bonacini@racmet.com**TRENTINO ALTO ADIGE - VR - VI - PD - RO****Paolo MEGARESE** - Funzionario VenditeTel. 0376 96001 - Fax 0376 960244
Cell. 345 5669878
paolo.megarese@racmet.com**FRIULI VENEZIA GIULIA - TV - VE - BL****Fabio PORZIONATO** - Funzionario VenditeTel. 0376 96001 - Fax 0376 960244
Cell. 344 1171456
fabio.porzionato@racmet.com**LIGURIA****Energy Team di Emerigo Francesco**Via Verdi, 20/D
18100 Imperia (IM)
Tel. 0183 279239 - Fax 0183 653445
info@energyteamliguria.it**TOSCANA****Massimiliano CAPPELLI**Via Roma 312/O
59100 Prato
Tel. 0574 546272 - Fax 0574 545189
info@cecrappresentanze.it**UMBRIA****S&B Rappresentanze snc di Simonetti
Massimiliano e Bottausci Andrea**Via delle Palme, 7 - 05100 Terni (TR)
Tel. 0744 305700 - Fax 0744 305700**Massimiliano SIMONETTI**Cell. 348 5185873
maxsi70@libero.it**Andrea BOTTAUSCI**Cell. 348 3808237
andreabottausci@gmail.com**MARCHE****Campi sas di Piccioni Piero**Via Passero Solitario
62019 Recanati (MC)
Tel. 071 7575453**Piero PICCIONI**Cell. 335 7427132
piccioni.piero72@gmail.com**CAMPANIA****Corrado Rappresentanze sas**Via D. Fontana, 184 - 80131 Napoli (NA)
Tel. 081 5463752 - Fax 081 5464837**Salvatore CORRADO**Cell. 335 6656224
corradosas@fastwebnet.it**Giuseppe CORRADO**

Cell. 337 843733

LAZIO**RTL snc di Maramao e C.**Via Morolense, 27
03013 Ferentino (FR)
Tel. 0775 392043
info@rtletis.it**ABRUZZO - MOLISE****SCR sas di Simoncini O. & C.**Via G. Leopardi 26 - 64015 Nereto (TE)
Tel. 0861 851807 - Fax 0861 1856461**Otello SIMONICINI**Cell. 348 3859388
agenziaimoncini@gmail.com**PUGLIA****F.A.R.P. srl**Viale Vittorio Emanuele II, 26
70010 Cellamare (BA)
Tel. 080 4657523 - Fax 080 4657498
agidue@alice.it**CALABRIA****Corrao sas**Via Don Minzoni, 17 - 87036 Rende (CS)
Tel. 0984-846072
info@agenziaicorrao.com**SICILIA OCCIDENTALE
PA - TP - AG - CL****Spitaleri Rappresentanze di Spitaleri
Gaetano & C. snc**Via degli Ioni, 7 - 91100 TRAPANI (TP)
Tel. 0923 539149 - Fax 0923 553588**Gaetano SPITALERI**Cell. 335 5389203
info@spitalerirappresentanze.it**SICILIA ORIENTALE
ME - CT - SR - RG - EN****Matteo ARDIZZONE**Via Salvatore Quasimodo, 8
95030 S. Agata Li Battiati (CT)
Tel. 095 213911 - Fax 095 213911
Cell. 337888806
ardizzone@videobank.it**Nello Fabrizio SCIMONE**Cell. 340 8911730
nf.scimone@gmail.com**SARDEGNA****Marco SECCI**Via Lepanto, 4/E - 09048 Sinnai (CA)
Tel. 070 3320991 - Fax 1782746902
Cell. 348 6027354
seccimarcorappresentanze@gmail.com**MARINE DIVISION****Alessio PAOLESCHI**SALES & BUSINESS DEVELOPMENT
MARINE DIVISION
Cell. +39 335 5251961
alessio.paoleschi@racmet.com

Struttura commerciale Estero Sales Organisation



RM Sales Team

SALES DIRECTOR

Guido CECCARDI
Tel. +39 0376 96001
guido.ceccardi@racmet.com

AREASALESMANAGER

**France - Poland - Russia
Ukraine - Belarus
Czech Republic
Slovak Republic
Hungary**

Roberto PEREZ
Tel. +39 0376 960122
Mob. +39 344 0961187
roberto.perez@racmet.com

**Germany - Austria
Switzerland - Luxembourg**

Francesco GUANZINI
Tel. +39 0376 960285
Mob. +39 335 7371662
francesco.guanzini@racmet.com

**Denmark - Finland - Norway
Sweden - Estonia - Latvia
Lithuania - Iceland
Great Britain - Ireland**

Paolo IMPERIALE
Tel. +39 0376 960259
Mob. +39 344 0958857
paolo.imperiale@racmet.com

**Spain - Portugal - Greece
Belgium - Netherlands**

Michele SPERI
Tel. +39 0376 96 02 02
Mob. +39 335 6661276
michele.speri@racmet.com

OTHER COUNTRIES

Tel. +39 0376 96001
ordini.info@racmet.com

RACCORDERIE METALLICHE FRANCE

Frédéric DEVAUX
Responsable des ventes
France
1 rue des Piverts
69800 SAINT-PRIEST
Tel. +33 478 67 54 46
Mob. +33 698 565 339
frederic.devaux@racmet.com



MARINE DIVISION

Alessio PAOLESCHI
SALES & BUSINESS
DEVELOPMENT
MARINE DIVISION
Cell. +39 335 5251961
alessio.paoleschi@racmet.com

Sales Partners

DEUTSCHLAND

Horst HAGEBOEKE
Linden Str., 41
D-32312 Lübbecke
Tel. +49 (0) 5741 370180
Fax +49 (0) 5741 370182
Mob. +49 (0) 170 204 2100
industrie@hageboeke.com

POLAND

Inox - Robert WRÓBLEWSKI
Warszawa
Tel. +48 603 093 881
Fax +48 22 465 96 06
inoxrw@gmail.com

**ROMANIA - BULGARIA
SLOVENIA - CROATIA
MACEDONIA - MONTENEGRO
BOSNIA ERZEGOVINA
SERBIA - MOLDOVA
ALBANIA**

Dejan UGRINIC
Hrvatska - 10431 Sveta
Nedjelja
Novaki, Rakitska cesta 25 Tel.
+385 (0) 1 3386-005 Fax
+385 (0) 1 3386-007 Mob. +
385 (0) 98 282-405
ugrineks@zg.t-com.hr
www.ugrineks.hr

CZECH & SLOVAKIA REPUBLIC

Samuele PEDRIALI
Via Profesora Fuky 6
77900 Olomouc CZ
Mob. +420 736 540 017
samuele.p@atlas.cz

**Technický poradce
Radim OBERHERR**
Mob. +420 777 049 805
www.mttrading.cz

GREECE

B. Giannopoulos & Co O.E.
Ave Varis-Koropiou, 40-42
16672 VARI
Tel. +30 210 9654006
Fax +30 210 9654666
info@bgiannopoulos.gr

HUNGARY

Károly KALLAI
2040 Budaois, Liget u.4
Budapest
Mob. +36 30 350 0322
Fax +36 23 423 786
k.kallai@t-online.hu

RM Pressfitting GmbH - Technische Beratung Für Pressfittingsysteme

DEUTSCHLAND

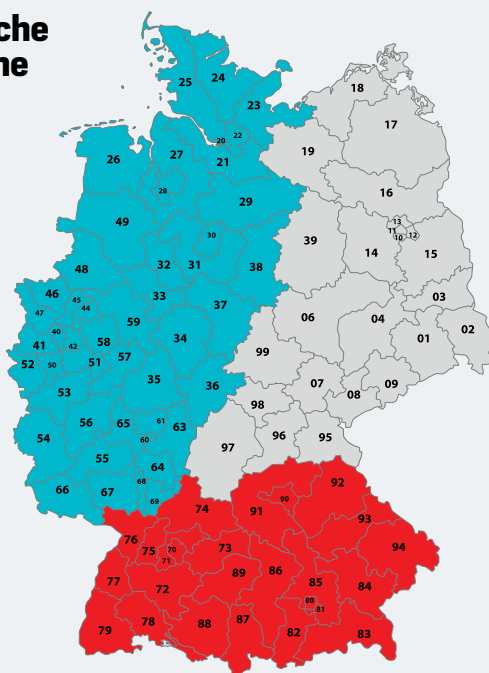
Sven MÄHNERT (techn. Leiter)
Auwiesen 8
69254 Malsch
Tel. +49-(0)7253 9872743
Fax +49-(0)7253 278462
Mob. +49-(0)151 52483379
s.maehnert@racmet.de

DEUTSCHLAND

Stephan SCHAPER
Kirchheider St. 28
32108 Bad Salzufflen
Tel. +49-(0)-5222-79 49 531
Fax +49-(0)-5222-79 48 820
Mob. +49-(0)-170 7216127
s.schaper@racmet.de

DEUTSCHLAND

Mike ROCKMANN
Olbrichtstraße 10a
04157 Leipzig
Tel. +49-(0)-341 9095928
Fax +49-(0)-341 9095928
Mob. +49-(0)-151 24069608
m.rockmann@racmet.de



Condizioni Generali di Vendita

Di seguito sono riportate le Condizioni Generali di Vendita ("CGV") applicabili a tutti i rapporti di vendita tra Raccorderie Metalliche S.p.A. ("RM" o la "Società") e i soggetti che effettuano, direttamente o tramite agente, un ordine di merce (gli "Acquirenti" o, singolarmente, l'Acquirente").

Tutte le CGV, incluse le presenti premesse, si intendono pertanto conosciute ed accettate dagli Acquirenti, senza riserva alcuna, con il conferimento dell'ordine a RM, a nulla rilevando eventuali condizioni generali predisposte dall'Acquirente.

Le CGV trovano applicazione ai rapporti di vendita, in quanto non derogate da specifici accordi contrattuali tra RM e gli Acquirenti.

Nell'interpretazione ed esecuzione degli ordini si farà riferimento inoltre alle clausole previste dagli Incoterms edizione 2010.

1. Ordini

- 1.1 Le nostre offerte sono da considerarsi impegnative solo a fronte di una regolare conferma d'ordine scritta ("CdO") inviata all'Acquirente da RM.
- 1.2 Gli ordini richiesti a RM non sono vincolanti fino a CdO scritta.
- 1.3 E' facoltà di RM di richiedere ulteriori chiarimenti prima di accettare l'ordine ovvero di rifiutarlo a proprio insindacabile giudizio.
- 1.4 Gli ordinativi di merce si intendono fatti con riferimento al catalogo vigente. I prodotti ed i prezzi riportati sono da considerarsi comunque indicativi. E' facoltà di RM di modificare le caratteristiche tecniche dei prodotti indicati e di rivedere i prezzi.

2. Prezzo

- 2.1 Il prezzo, le modalità e i termini di pagamento sono quelli indicati nella CdO o in fattura e sono vincolanti per l'Acquirente.
- 2.2 In nessun caso l'Acquirente potrà ritardare, ridurre o sospendere il pagamento. In caso di mancato o parziale pagamento, l'Acquirente sarà considerato in mora senza necessità di formale diffida e saranno applicabili gli interessi legali di mora ai sensi degli articoli 2 lettera e), 4 e 5 del D.Lgs. 9 Ottobre 2002 n. 231.
- 2.3 È sempre salva la facoltà per RM di sospendere l'esecuzione di ordini, qualora l'Acquirente non abbia regolarmente adempiuto ai pagamenti relativi a precedenti ordinativi ovvero abbia dimostrato di non essere in grado di adempiere al proprio pagamento. In tale caso, l'ordine potrà essere eseguito soltanto a fronte di un pagamento anticipato ovvero a seguito di presentazione di idonea garanzia di gradimento di RM.
- 2.4 Nel caso di aumenti del prezzo della merce in corso d'opera superiori al 5% del prezzo indicato in catalogo, tali diversi importi saranno comunicati da RM all'Acquirente. Tali diversi importi sono vincolanti per l'Acquirente, fatto salvo, in questo caso, il suo diritto di rinunciare all'acquisto della merce, senza che l'Acquirente possa avanzare pretese di danni nei confronti di RM.

3. Trasporto

- 3.1 I costi relativi alle spese di spedizione, imballaggio e quant'altro saranno da intendersi anticipati da RM e dovranno essere rimborsati dall'Acquirente dietro presentazione di fattura.
- 3.2 La merce viaggia sempre a rischio dell'Acquirente (FCA Campitello come previsto dagli Incoterms 2010) indipendentemente dalle condizioni di trasporto pattuite. Eventuali reclami dovranno pertanto essere fatti esclusivamente nei confronti del vettore, o dell'Assicurazione qualora si tratti di merce spedita via mare.

4. Consegna

- 4.1 I termini di consegna sono da intendersi indicativi e non sono vincolanti per la Società e l'eventuale ritardo non potrà in alcun modo dare diritto all'Acquirente di recedere dal contratto, annullare l'ordine, sospendere, ridurre o ritardare il pagamento del prezzo, o pretendere il pagamento di danni, di qualunque natura, anche in forma di interessi moratori.
- 4.2 In ogni caso, i termini di consegna decorrono esclusivamente dalla data della CdO. Sono inefficaci eventuali termini riportati nell'ordine.
- 4.3 Qualora l'Acquirente necessitasse di specifici termini di consegna, questi dovranno preventivamente essere concordati e per essere efficaci dovranno inoltre essere confermati per iscritto nella CdO. In ogni caso, è fatto salvo il caso della forza maggiore, con ciò intendendosi, a titolo puramente esplicativo ma non esaustivo, casi di scioperi anche dei vettori, guerre, epidemie, catastrofi, atti terroristici, incidenti, chiusura delle frontiere o impedimento per ordine dell'Autorità.
- 4.4 Nel caso in cui la consegna diventi impossibile o particolarmente gravosa, RM si riserva il diritto di annullare l'ordine senza che l'Acquirente possa avanzare richiesta di danni.

5. Riserva di Proprietà

- 5.1 RM si riserva il diritto di proprietà sulla merce sino a quando saranno interamente pagati tutti gli importi relativi al prezzo della merce ed al trasporto, ivi incluse a titolo esemplificativo ma non esaustivo le spese di imballaggio e di dogana, quest'ultime se applicabili.
- 5.2 In caso di risoluzione del contratto per inadempimento dell'Acquirente, gli acconti pagati resteranno acquisiti a RM a titolo d'indennità.

6. Reclami

- 6.1 Eventuali reclami per difetti della merce dovranno essere comunicati entro dieci giorni dal ricevimento della stessa.
- 6.2 Gli eventuali reclami non danno diritto all'Acquirente di sospendere o ritardare il pagamento nei termini indicati.
- 6.3 Nel caso in cui l'Acquirente richieda la compatibilità della merce per un uso particolare, tale richiesta dovrà avvenire con l'ordine e avrà valore solo se confermata specificatamente per iscritto nella CdO.

7. Garanzia sistemi a pressare

- 7.1 Per quanto concerne la garanzia dei sistemi a pressare, fanno fede le condizioni ed i termini esposti sul Manuale Tecnico Sistemi a Pressare di Raccorderie Metalliche S.p.A.

8. Lingua, Controversie, Legge applicabile

- 8.1 Eventuali altre traduzioni delle CGV sono da intendersi di mera cortesia e non superano quella italiana, la quale è la sola che fa fede.
- 8.2 In caso di controversie è competente in via esclusiva il Tribunale del luogo dove ha sede la Società.
- 8.3 Per quanto non previsto dalle presenti CGV, i rapporti di vendita tra RM e gli Acquirenti saranno regolati dalla legge italiana.

General Conditions of Sale

Below you can find our General Conditions of Sale (hereinafter, the "GCS") that shall apply to all sale relationships between Raccorderie Metalliche S.p.A. (hereinafter, "RM" or the "Company") and subjects who place their orders, either directly or through their agents, with the latter (hereinafter, the "Purchasers" or, individually, the "Purchaser").

All GCS (including the recitals) are therefore acknowledged and accepted by the Purchasers, without reservation, on the date of the order placement to RM; in case of existing Purchaser's conditions, the GCS will prevail.

The GCS shall apply to all sale relationships, unless otherwise agreed upon between RM and the Purchasers.

To interpret and execute the orders, the parties shall moreover refer to the provisions provided for by Incoterms 2010.

1. Orders

- 1.1 Our offers shall be considered as binding only in case of regular order confirmation in written form (hereinafter, the "OC") sent by RM to the Purchaser.
- 1.2 The orders sent to RM shall be considered to be binding only in case a written OC is sent to the Purchaser.
- 1.3 RM is entitled to require further information before accepting an order, as well as to decline the latter, at its sole discretion.
- 1.4 The orders shall refer to RM's catalogue being in force from time to time. Anyway, both the products and the prices are indicative. RM reserves the right to modify the technical features of the products and readjust the prices.

2. Price

- 2.1 Price, payment method and conditions being indicated in the OC are binding on the Purchaser.
- 2.2 Under no circumstances, the Purchaser may delay, reduce or cease payments. In case of partial or total non payment, the Purchaser will be considered to be in arrears, with no need to send him formal injunction, and in this case interest of arrears will be applied according to articles 2 letter e), 4 and 5 of the Decree Law N° 231, dated 9th October 2002.
- 2.3 RM reserves the right to stop the execution of orders, in the event the Purchaser has not fulfilled payment relating to preceding orders, i.e. has proven not to be in a position to fulfil its payment. In such a case, the orders will only be executed against a payment in advance and after RM sends its consent to the Purchaser.
- 2.4 In case of price increase regarding goods belonging to orders in progress and exceeding 5 % of the price contained in the catalogue, RM will inform the Purchaser about the relevant different amounts. The latter will be binding on the Purchaser, who has anyway the right to refuse to purchase the goods but not the right to put forward claims against RM.

3. Transport

- 3.1 Costs concerning shipment, packing, etc will be paid in advance by RM and reimbursed to the latter on presentation of the invoice.
- 3.2 The goods always travel at Purchaser's risk (FCA Campitello as provided for by Incoterms 2010) regardless of possible different agreements in terms of transport conditions. A possible complaint shall therefore solely be made against the forwarder, or the Insurance Company, in case of sea transport.

4. Delivery

- 4.1 The delivery time is indicative and not binding on the Company and a possible delay does not entitle the Purchaser to back out of a contract, cancel an order, cease, reduce, delay a payment of the price, nor claim for any damages and/or interest of arrears.
- 4.2 In any case, the delivery time starts on the date of the OC. Possible different terms contained in the orders will be considered null and void.
- 4.3 In case the Purchaser requires a specific delivery time, the latter shall preliminarily be agreed and written in the OC to confirm its validity. In any case, the foregoing is without prejudice to force majeure including, but not limited to strike (even forwarders' strike), war, epidemics, disasters, terrorist attacks, accidents, closed borders, authority vetoes.
- 4.4 In the event it is impossible or very difficult to deliver, RM reserves the right to cancel the order and the Purchaser is not entitled to put forward claims against RM.

5. Retention of Title

- 5.1 RM reserves its property right concerning the goods, until all amounts relating to the price of the goods and the freight including, but not limited to packing & customs charges (if applicable).
- 5.2 In case of contract termination due to the Purchaser's breach, possible down payments shall remain acquired by RM as indemnity.

6. Complaints

- 6.1 Possible complaints regarding defects of the goods shall be notified within ten days from the receiving of the latter by the Purchaser.
- 6.2 Possible complaints do not entitle the Purchaser to stop or delay the payment of the goods, which has to be issued within the scheduled time.
- 6.3 In case the Purchaser requires the goods to be conformed to a special purpose, the relevant request shall be made with the order and it shall be valid only in case it has been specifically confirmed in writing in the OC.

7. Warranty of press systems.

- 7.1 Concerning the warranty of press systems, the terms and conditions indicated in Press Systems Technical Manual of Raccorderie Metalliche S.p.A. shall apply.

8. Language, Disputes, Applicable Law

- 8.1 Any possible translation other than the present GCS one shall be intended as mere favour and shall not prevail over the Italian text, which is the only applicable text.
- 8.2 All possible disputes shall be subject to the exclusive jurisdiction of the court of the place in which the Company has its registered office.
- 8.3 For any aspect not provided for by the present GCS, the sales relationships between RM and the Purchasers shall be ruled by the Italian law.

Allgemeine Geschäftsbedingungen

Nachfolgend werden die Allgemeinen Geschäftsbedingungen aufgeführt, die auf alle Verkaufsbeziehungen zwischen Raccorderie Metalliche S.p.A. ("RM" oder die "Gesellschaft") und Personen, die direkt oder durch einen Vertreter eine Bestellung aufgeben (im Folgenden "Käufer") anwendbar sind. Sämtliche AGB, einschließlich der vorliegenden Vorbemerkungen, verstehen sich vorbehaltlos als von den Käufern verstanden und akzeptiert durch die Bestellerteilung an RM, wobei etwaige verfasste allgemeine Geschäftsbedingungen des Käufers keine Bedeutung haben. Die AGB finden Anwendung in den Verkaufsbeziehungen, weil sie nicht von bestimmten Vertragsvereinbarungen zwischen RM und den Käufern abweichen. In der Beurteilung und Ausführung der Bestellungen wird außerdem auf die von Incoterms Ausgabe 2010 vorgesehenen Klauseln Bezug genommen.

1. Bestellungen

- 1.1 Unsere Bestellungen sind als bindend zu betrachten nur bei Vorliegen einer regulären schriftlichen Auftragsbestätigung ("AB"), die dem Käufer durch RM zugestellt wird.
- 1.2 Die an RM angefragten Bestellungen sind bis zur schriftlichen AB nicht bindend.
- 1.3 RM steht es frei, vor der Bestellannahme weitere Auskünfte einzuholen oder die Bestellung nach eigenem Ermessen abzulehnen.
- 1.4 Die Warenbestellungen verstehen sich in Bezug auf den gültigen Katalog. Die angegebenen Produkte und Preise sind als maßgebend zu verstehen. RM behält sich das Recht vor, Änderungen an den technischen Eigenschaften der Produkte vorzunehmen und die Preise anzupassen.

2. Preis

- 2.1 Preis, Zahlungsbedingungen und Zahlungsfristen sind in der Auftragsbestätigung angegeben und sind bindend für den Käufer.
- 2.2 In keinem Fall darf der Käufer die Zahlung verzögern, mindern oder aufheben. Bei Nichtzahlung oder teilweiser Zahlung befindet sich der Käufer in Verzug, ohne dass es einer formellen Benachrichtigung bedarf, und es werden Verzugszinsen gemäß des italienischen Gesetzesdekrets Nr. 231, Art. 2 Satz 4 und 5 vom 9. Oktober 2002 angerechnet. Weiterhin behält sich RM das Recht vor, die Ausführung von Bestellungen aufzuheben, wenn der Käufer nicht ordnungsgemäß Zahlungen für vorherige Bestellungen vorgenommen hat oder anderweitig bewiesen hat, zahlungsunfähig zu sein. In diesem Fall kann die Bestellung nur bei vorzeitiger Zahlung oder bei Vorliegen entsprechender Vertrauensgarantie durch RM ausgeführt werden.
- 2.4 Im Falle von Preiserhöhung über 5% im Vergleich zum Katalogpreis bei Waren in Bearbeitung, wird RM die entsprechenden Beträge dem Käufer mitteilen. Diese abweichenden Beträge sind für den Käufer bindend, unberührt seines Rechts, in diesem Fall auf den Kauf der Ware zu verzichten, ohne dass der Käufer Schadensersatz gegenüber RM fordern kann.

3. Transport

- 3.1 Die Kosten für Versand, Verpackung u. ä. verstehen sich als durch RM vorgestreckt und müssen vom Käufer nach Rechnungsvorlegung erstattet werden.
- 3.2 Die Ware wird immer auf Risikodes Käufers befördert (FCA Campitello wie durch Incoterms 2010 vorgesehen), unabhängig der vereinbarten Transportbedingungen. Eventuelle Beanstandungen können daher ausschließlich gegenüber dem Beförderungsunternehmen oder der Versicherung bei Warenbeförderung auf dem Seeweg gemacht werden.

4. Lieferung

- 4.1 Die Lieferzeiten sind nicht verbindlich und nicht bindend für die Gesellschaft. Eine eventuelle Verspätung berechtigt den Käufer in keiner Weise vom Vertrag zurück zu treten, die Bestellung zu annullieren, die Zahlung einzustellen, zu mindern oder zu verzögern, oder Schadensersatz jeglicher Art zu fordern, einschließlich der Verzugszinsen.
- 4.2 In jedem Fall richten sich die Lieferzeiten ausschließlich nach dem Datum der AB. Eventuelle in der Bestellung angegebene Fristen sind unwirksam.
- 4.3 Falls der Käufer bestimmte Lieferzeiten benötigt, müssen diese im Voraus vereinbart werden und für ihre Wirksamkeit müssen sie außerdem schriftlich in der AB bestätigt werden. Jedenfalls bleiben die Fälle höherer Gewalt unberührt, darunter, als Erläuterung aber keinesfalls vollständig, Fälle von Streik, einschließlich der Beförderungsunternehmen, Kriege, Epidemien, Katastrophen, Terroranschläge, Grenzsicherungen oder Verhinderung durch behördliche Anweisung.
- 4.4 Für den Fall, dass die Lieferung unmöglich oder besonders belastend wird, behält sich RM das Recht vor, die Bestellung zu annullieren, ohne dass der Käufer Schadensersatz fordern kann.

5. Eigentumsvorbehalt

- 5.1 RM behält sich das Recht des Eigentums an der Ware bis zur vollständigen Zahlung aller Beträge bezüglich des Warenpreises und des Transports vor, einschließlich – als Erläuterung aber keinesfalls vollständig – Verpackungs- und Zolllasten, falls anwendbar.
- 5.2 Im Falle der Vertragsauflösung wegen Nichterfüllung durch den Käufer werden bereits geleistete Anzahlungen an RM als Entschädigung erworben gelten.

6. Beanstandungen

- 6.1 Eventuelle Beanstandungen wegen fehlerhafter Ware müssen innerhalb einer Frist von zehn Tagen ab Warenerhalt mitgeteilt werden.
- 6.2 Eventuelle Beanstandungen berechtigen nicht den Käufer, die Zahlung innerhalb der genannten Frist einzustellen oder zu verzögern.
- 6.3 Falls der Käufer die Kompatibilität der Ware für eine bestimmte Verwendung verlangt, muss dies Anfrage mit der Bestellung erfolgen und sie wird nur durch schriftliche Bestätigung in der AB wirksam.

7. Gewährleistung Drucksysteme.

- 7.1 Bezüglich der Gewährleistung der Drucksysteme, sind die im Technischen Handbuch Drucksysteme von Metalliche S.p.A. angegebenen Bedingungen und Fristen verbindlich.

8. Sprache, Streitigkeiten, anwendbares Recht

- 8.1 Eventuelle Übersetzungen der AGB sind als reine Dienstleistung zu sehen und stehen nicht über die italienische Version, die ausschließlich gültig ist.
- 8.2 Bei Streitigkeiten ist ausschließlich das Gericht zuständig, in dessen Bezirk die Gesellschaft ihren Sitz hat.
- 8.3 Falls nicht durch die vorliegenden AGB abgedeckt, werden die Kaufbeziehungen zwischen RM und Käufer durch italienisches Recht geregelt.

Conditions Générales de Vente

Ci-Après les Conditions Générales de Vente ("CGV") applicables à tous les rapports de vente entre Raccorderie Metalliche S.p.A. ("RM" ou la "Société") et les sujets qui effectuent, directement ou par l'intermédiaire d'un agent, un ordre de marchandise (les "Acheteurs" ou, individuellement, l'"Acheteur"). Toutes les CGV, y compris ces prémisses, s'entendent par conséquent, connues et acceptées par les Acheteurs, sans aucune réserve, avec l'attribution de l'ordre à RM, si les éventuelles conditions de vente prédisposées par l'Acheteur ne sont pas en contradiction. Les CGV s'appliquent aux rapports de vente dans la mesure où elles ne dérogent pas d'accords contractuels spécifiques entre RM et les Acheteurs. Pour l'interprétation et l'exécution des commandes, il faudra en outre faire référence aux clauses prévues par les conditions internationales de vente Incoterms édition 2010.

1. Commandes

- 1.1 Nos offres doivent être considérées liantes uniquement vis-à-vis d'une confirmation régulière d'une commande écrite ("CdC") envoyée à l'Acheteur par RM.
- 1.2 Les commandes requises à RM ne sont liantes qu'après la rédaction de la CdC.
- 1.3 RM est en droit de demander des précisions supplémentaires avant d'accepter la commande ou de la refuser à son jugement sans appel.
- 1.4 Les commandes de marchandise s'entendent comme passées sur la base du catalogue en vigueur. Les produits et les prix indiqués doivent dans tous les cas être considérés comme indicatifs. RM est en droit de modifier les caractéristiques techniques des produits indiqués et de revoir les prix.

2. Prix

- 2.1 Le prix, les modalités et les délais de paiement sont ceux indiqués dans la CdC ou dans la facture et sont liants pour l'Acheteur.
- 2.2 En aucun cas l'Acheteur ne pourra retarder, réduire ou suspendre le paiement. En cas de non-paiement ou de paiement partiel, l'Acheteur sera considéré en demeure sans obligation d'une mise en demeure formelle et des intérêts légaux pour retard de paiement s'appliqueront, conformément aux articles 2 point e), 4 et 5 du décret législatif du 9 octobre 2002 n° 231.
- 2.3 RM a toujours le droit de suspendre l'exécution de la commande dans le cas où l'acheteur n'a pas effectué les paiements relatifs aux commandes précédentes ou s'il a démontré être incapable d'effectuer le paiement. Dans ce cas, la commande pourra être effectuée uniquement contre un paiement anticipé après la présentation d'une garantie de complaisance de RM.
- 2.4 En cas d'augmentations du prix de la marchandise en cours de production supérieures à 5 % du prix indiqué dans le catalogue, ces montants différents seront communiqués à l'Acheteur par RM. Ces différents montants liants pour l'Acheteur, sous réserve, dans ce cas d'exercer son droit de renoncer à l'achat de la marchandise sans que l'Acheteur puisse prétendre des dommages et intérêts vis-à-vis de RM.

3. Transport

- 3.1 Les coûts relatifs aux frais d'expédition, à l'emballage et autre s'entendront anticipés par RM et devront être remboursés par l'Acheteur sur présentation de la facture.
- 3.2 La marchandise voyage toujours au risque de l'Acheteur [FCA Campitello comme le prévoient les conditions internationales de vente 2010] indépendamment des conditions de transport établies. Les éventuelles réclamations devront donc être faites au transporteur ou à l'Assurance s'il s'agit de marchandises expédiées par bateau.

4. Livraison

- 4.1 Les délais de livraison sont indicatifs et non contraignants pour la Société et tout retard éventuel ne peut en aucune façon permettre à l'acheteur de résilier le contrat, annuler la commande, suspendre, réduire ou retarder le paiement du montant, ou exiger le paiement de dommages de toute nature, de quelque nature que ce soit, même sous la forme d'intérêts moratoires.
- 4.2 Dans tous les cas, les délais de livraison commencent à courir exclusivement à la date de la CdC. Les éventuels délais reportés dans la commande ne sont pas pris en compte.
- 4.3 Dans le cas où l'Acheteur aurait besoin de délais de livraison spécifiques, ceux-ci devront préalablement être fixés et pour qu'ils deviennent effectifs, ils devront être confirmés par écrit dans la CdC. Dans tous les cas, exception est faite en cas de force majeure, c'est à dire à titre purement explicatif, mais sans s'y limiter, les cas de grève, également des transporteurs, les guerres, les épidémies, les catastrophes, les actes de terrorisme, les accidents, la fermeture des frontières ou tout empêchement sur l'ordre des Autorités.
- 4.4 Dans le cas où la livraison devient impossible ou particulièrement excessive, RM se réserve le droit d'annuler la commande sans que l'Acheteur puisse réclamer des dommages et intérêts.

5. Réserve de propriété

- 5.1 RM se réserve le droit de propriété sur la marchandise jusqu'à ce que soient payés tous les montants relatifs au prix de la marchandise et au transport, y compris, à titre d'exemple mais sans s'y limiter, les frais de conditionnement et de douane, si ces derniers sont applicables.
- 5.2 En cas de résiliation du contrat par non-exécution de l'Acheteur, les acomptes payés resteront acquis à RM à titre d'indemnisation.

6. Réclamations

- 6.1 Les éventuelles réclamations pour défauts de la marchandise devront être communiquées dans les dix jours à compter de la réception de celle-ci.
- 6.2 Les éventuelles réclamations n'autorisent pas l'Acheteur à suspendre ou retarder le paiement dans les délais indiqués.
- 6.3 Dans le cas où l'Acheteur requiert la compatibilité de la marchandise pour un usage particulier, cette demande devra parvenir avec la commande et sera effective uniquement si spécifiquement confirmée par écrit dans la CdC.

7. Garantie systèmes à serti

- 7.1 En ce qui concerne la garantie des systèmes à serti, font foi les termes et les conditions exposés dans le Manuel Technique des Systèmes à Presser de Raccorderie Metalliche S.p.A.

8. Langue, Litige, Juridiction

- 8.1 Les éventuelles traductions des CGV ne sont fournies que pour des raisons de commodité mais l'Italien est la seule langue faisant foi.
- 8.2 En cas de litige, seul le Tribunal du lieu où la Société a son siège, est compétent.
- 8.3 Pour tout ce qui n'est pas prévu par les présentes CGV, les rapports de vente entre RM et les Acheteurs seront régis par la loi italienne.

Condiciones Generales de Venta

A continuación encontrará las Condiciones Generales de Venta ("CGV") que se aplican a todas las ventas entre Raccorderie Metalliche S.p.A. (en adelante "RM" o la "Sociedad") y los sujetos que efectúan, directa o indirectamente a través de un agente, un pedido de productos (los "Compradores" o, de manera individual, el "Comprador"). Todas las CGV, incluso esta introducción, se entienden por lo tanto conocidas y aceptadas por los Compradores, sin reserva alguna, al otorgar a RM el pedido, y prevalecen ante posibles condiciones generales redactadas por el Comprador. Las CGV se aplican a las relaciones de venta, siempre que no hayan sido derogadas por acuerdos contractuales específicos entre RM y los Compradores. Para interpretar y ejecutar los pedidos se tomarán además como referencia las cláusulas previstas por los Incoterms edición de 2010.

1. Pedidos

- 1.1 Nuestras ofertas se considerarán vinculantes únicamente en el caso de confirmación escrita del pedido ("CdP") enviada por RM al Comprador.
- 1.2 Los pedidos efectuados a RM no son vinculantes si no existe la confirmación del pedido ("CdP") escrita.
- 1.3 RM tiene la facultad para solicitar ulteriores aclaraciones antes de aceptar el pedido o incluso para rechazarlo, en cuyo caso, su decisión es inapelable.
- 1.4 Los pedidos de mercancía se entienden efectuados según el catálogo vigente. Los productos y los precios que allí aparecen deben considerarse indicativos. RM tiene la facultad de modificar las características técnicas de los productos indicados y de rectificar los precios.

2. Precio

- 2.1 El precio, las formas y los plazos de pago son los que se indican en la CdP o en la factura y son vinculantes para el Comprador.
- 2.2 En ningún caso el Comprador podrá retrasar, reducir o suspender el pago. En caso de pago parcial o pago no efectuado, el Comprador será considerado moroso sin necesidad de intimación formal y se le aplicarán los intereses por mora de conformidad con los artículos 2 letra e), 4 y 5 del Decreto Legislativo del 9 de octubre de 2002 n. 231.
- 2.3 RM se reserva siempre la facultad de suspender la ejecución de los pedidos, en caso de que el Comprador no haya cumplido con los pagos de pedidos anteriores o haya demostrado que no puede realizar los mismos. En este caso, se podrá dar curso al pedido solo si se efectúa el pago anticipado o se presenta una garantía adecuada que cuente con el beneplácito de RM.
- 2.4 Si durante el proceso de venta, se produjeran aumentos de precio de la mercancía superiores al 5% del precio indicado en el catálogo, los nuevos importes serán comunicados por RM al Comprador. Dichos importes serán vinculantes para el Comprador, sin perjuicio, en este caso, de su derecho a renunciar a la compra de la mercancía, sin que por este motivo pueda exigir ninguna indemnización por parte de RM.

3. Transporte

- 3.1 Los costes correspondientes a los gastos de envío, embalaje y demás se entienden anticipados por RM y tendrán que ser reembolsados por el Comprador previa presentación de la factura.
- 3.2 La mercancía viaja siempre a riesgo del Comprador (FCA Campitello, como previsto por los Incoterms 2010) independientemente de las condiciones de transporte pactadas. Por lo tanto, las eventuales reclamaciones deberán ser efectuadas exclusivamente al transportista o a la compañía de seguros si la mercancía viajara por vía marítima.

4. Entrega

- 4.1 Los plazos de entrega son indicativos y no son vinculantes para la Sociedad y en ningún caso el eventual retraso podrá dar derecho al Comprador para rescindir el contrato, anular el pedido, suspender, reducir o retrasar el pago del precio, así como tampoco pretender una indemnización por daños de cualquier tipo, incluso bajo forma de intereses moratorios.
- 4.2 De cualquier forma, los plazos de entrega se cuentan exclusivamente a partir de la fecha de la CdP. No tendrán validez los plazos indicados en el pedido.
- 4.3 En caso de que el Comprador necesitara determinados plazos de entrega, los mismos tendrán que pactarse previamente y para que tengan validez deberán ser confirmados por escrito en la CdP, sin perjuicio de los casos de fuerza mayor, bajo cuyo nombre se entienden, a modo de ejemplo no exhaustivo, huelgas incluso de los transportistas, guerras, epidemias, catástrofes, actos terroristas, accidentes, cierre de fronteras o impedimento por orden de las autoridades.
- 4.4 En caso de que la entrega sea imposible o muy difícil y costosa, RM se reserva el derecho de anular el pedido sin que el Comprador pueda exigir ningún tipo de indemnización por daños y perjuicios.

5. Reserva de Propiedad

- 5.1 RM se reserva el derecho de propiedad de la mercancía hasta cuando no hayan sido pagados totalmente todos los importes correspondientes al precio de la misma y al transporte, incluso a modo de ejemplo no exhaustivo los gastos de embalaje y de aduana, estos últimos siempre que correspondan.
- 5.2 En caso de rescisión del contrato por incumplimiento del Comprador, los pagos a cuenta que haya percibido RM serán retenidos por RM a título de indemnización.

6. Reclamaciones

- 6.1 Las eventuales reclamaciones por defectos de la mercancía tendrán que ser comunicadas dentro de un plazo de diez días a partir de la fecha de recepción de la misma.
- 6.2 Las eventuales reclamaciones no dan derecho al Comprador para que suspenda o retrase el pago dentro de los plazos estipulados.
- 6.3 En el caso de que el Comprador requiera la compatibilidad de la mercancía para un uso especial, dicha solicitud se deberá hacer en el pedido y tendrá valor sólo si se confirma por escrito y explícitamente en la CdP.

7. Garantía de sistemas de prensado.

- 7.1 Por lo que se refiere a la garantía de los sistemas de prensado, tienen validez las condiciones y los términos expuestos en el Manual Técnico de Sistemas de Prensado de Raccorderie Metalliche S.p.A.

8. Lengua, Litigios, Ley aplicable

- 8.1 Las posibles traducciones de las CDV deben entenderse como traducciones de cortesía, que no prevalecen ante el texto en italiano que es el único que da fe.
- 8.2 En caso de litigios es competente en vía exclusiva el Tribunal del lugar en el que tiene su sede la Sociedad.
- 8.3 Todos los aspectos no previstos en estas CGV y relacionados con las relaciones de venta entre RM y los Compradores estarán regulados por la ley italiana.

Indice analitico / Index

(Codice articolo/item code -> pagina/page)

089100316	274	114042200	90,20	116076200	61,18	145100304	280	1590154304	309	176424337	235
089102316	274	114042202	20	116076203	18	145102104	280	1590204304	309	176483213	235
089102316P	274	114054200	90,20	116076300	61,19	145102308	280	1590254304	309	176483269	235
089104316	274	114054202	20	116088007	186	145104108	280	1590304304	309	176483337	235
089108316	274	114076200	20	116088200	61,18	145112100	280	1590354304	309	176483424	235
089112316	274	114076202	20	116088203	18	145112114	280	1591000304	309	176603213	235
089114316	274	114088200	20	116088300	61,19	145112304	280	159100304	309	176603269	235
089200316	274	114088202	20	116108007	186	145114100	280	159102304	309	176603337	235
089304316	274	114108200	20	116108200	61,18	145114102	280	159112304	309	176603424	235
089308316	274	114108202	20	116108203	18	145114304	280	159114304	309	176603483	235
090100316	275	11501525N	187	116108300	61,19	145200100	280	159200304	309	176761269	235
090102316	275	11501525R	188	116139200	18	145200112	280	159212304	309	176761337	235
090104316	275	11501525V	188	116168200	18	145200114	280	159300304	309	176761424	235
090108316	275	115015286	187	120234000K	397	145212100	280	159304304	309	176761483	235
090112316	275	11501625N	187	120234235K	397,398	145212112	280	159308304	309	176761603	235
090114316	275	11501625R	188	120235000K	398	145212114	280	159400304	309	176889337	235
090200316	275	11501625V	188	120236004K	394	145212200	280	159500304	309	176889424	235
090212316	275	115016266	187	121100316	276	145300200	280	159600304	309	176889483	235
090300316	275	11502230N	187	121102316	276	145300212	280	159800304	309	176889603	235
090304316	275	11502230R	188	121104316	276	145304102	280	168100316	282	176889761	235
090308316	275	11502230V	188	121108316	276	145304104	280	168102316	282	177114304	269
090400316	275	115022316	187	121112316	276	145304308	280	168104316	282	177114316	269
091102045	275	11502830N	187	121114316	276	145308104	280	168108316	282	177139304	269
091102090	275	11502830V	188	121200316	276	145308108	280	168112316	282	177139316	269
092100316	276	11502830V	188	121212316	276	145400200	280	168114316	282	177168304	269
092102316	276	115028316	187	121300316	276	145400212	280	168200316	282	177168316	269
092104316	276	11503530N	187	121304316	276	145400300	280	168212316	282	177172304	269
092108316	276	11503530R	188	121308316	276	146100100	281	168300316	282	177172316	269
092112316	276	115035326	188	121400316	276	146100304	281	168304316	282	177213304	269
092114316	276	115035326	187	122100316	277	146102102	281	168308316	282	177213316	269
092200316	276	11504240N	187	122102316	277	146102308	281	168400316	282	177219304	269
092212316	276	11504240R	188	122104316	277	146104104	281	170760316	53	177219316	269
092300316	276	11504240V	188	122108316	277	146104108	281	170761000	53	177269304	269
092304316	276	115042416	187	122112316	277	146112112	281	170761000	53	177269316	269
092308316	276	11505440N	187	122114316	277	146112114	281	171080042	53	177269337	269
092400316	276	11505440R	188	122200316	277	146114100	281	17108054	53	177337304	269
101000001	446	11505440V	188	122212316	277	146114114	281	171144224	233	177424304	269
102100001	440	115054416	187	122300316	277	146200112	281	171144483	233	177424316	269
102100002	440	11507670CM	187	122304316	277	146200200	281	17114603	233	177483304	269
102100121	440	11507770NM	187	122308316	277	146304102	281	17114761	233	177483316	269
102100122	440	11507770R	188	122400316	277	146304304	281	17114889	233	177603304	269
102100141	440	11507770VM	188	12100316	277	146308104	281	171139101	233	177603316	269
102100142	440	11508870GM	187	12102316	277	146308308	281	171139114	234	177761304	269
102100341	440	11509070NM	187	12104316	277	155100304	304	174139603	233	177761316	269
102100342	440	11509070R	188	12108316	277	155102304	304	174139761	233	177889304	269
102100381	440	11509070VM	188	12112316	277	155112304	304	174139889	233	177889316	269
102100382	440	11510809GM	187	12114316	277	155114304	304	174168114	234	178015316	98,46
103100001	439	11510909NM	187	12120316	277	155200304	304	174168139	234	178018316	98,46
103100002	439	11510909VM	188	121212316	277	155212304	304	174168603	234	178022316	98,46
103100121	439	11510990R	188	121300316	277	155300304	304	174168761	234	178028316	98,46
103100122	439	115139100N	187	121304316	277	155304304	304	174168889	234	178014015	252
103100141	439	115139100V	188	121308316	277	155308304	304	174219114	234	178014020	252
103100142	439	115168100N	187	121400316	277	155312304	304	174219139	234	178014025	252
103100181	439	115168100V	188	132100102	278	155400304	304	174219168	234	178014032	252
103100182	439	115183054E	189	132100304	278	155500304	304	174219889	234	178014040	252
103100341	439	11518312F	190	132102308	278	155600304	304	174269172	233	178014050	252
103100342	439	11518312H	189	132104108	278	155800304	304	174269213	233	178014065	252
103100381	439	115183134E	189	132112100	278	156015304	21	174273139	234	178014080	252
103100382	439	115183134F	190	132112102	278	156054304	21	174273168	234	178014010	252
104102000	445	115183154E	189	132112114	278	156100304	304, 21	174273219	234	178016015	253
104102001	445	115183200E	189	132112304	278	1561003046	305, 149, 21	174337172	233	178016020	253
104102141	445	115183200F	190	132114100	278	156102304	304, 21	174337213	233	178016025	253
104102181	445	115183200H	189	132114102	278	1561023046	305, 149, 21	174337269	233	178016032	253
104102381	445	115183540E	189	132114304	278	156108304	21	174424213	233	178016040	253
104304000	445	115183540F	190	132200100	278	1561083046	149, 21	174424269	233	178016050	253
104304001	445	115235004	399	132200102	278	156112304	304	174424337	233	178016065	253
104304121	445	115683100E	189	132200112	278	1561123046	305, 149, 225, 21	174483213	233	178016080	253
104304141	445	115683100F	190	132200114	278	156114304	304, 21	174483269	233	178016100	253
104304181	445	115683100H	189	132200304	278	1561143046	305, 149, 225, 21	174483337	233	178406015	253
104304381	445	115683102H	189	132304102	278	1561333046	225	174483424	233	178406020	253
104308000	445	115683112E	189	132308104	278	1561503046	305, 149, 21	174603213	233	178406025	253
105100102	442	115683114E	189	140100102	278	1561593046	225	174603269	233	178406032	253
105100102V	442	115683114F	190	140100304	278	156200304	304	174603337	233	178406040	253
105100304	442	115683114H	189	140102308	278	1562003046	305	174603424	233	178406050	253
105100308	442	115683134E	189	140108104	278	156212304	304, 21	174603483	233	178406065	253
105100308T	442	115683304E	189	140112100	278	1562123046	305, 149, 225, 21	174761269	233	178406080	253
105101102	443	115683304F	190	140112114	278	156300304	304, 21	174761337	233	178406100	253
105101308	443	115683304H	189	140114100	278	1563003046	305, 149, 225, 21	174761424	233	179015000	46
105102000	444	116000000	185	140114102	278	156304304	304, 21	174761483	233	179015001	52
105114102	443	116000003	185	140114304	278	1563043046	305, 149, 21	174761603	233	179018000	46
105114308	443	116000006	186	140200100	278	156308304	304, 21	174889337	233	179018001	52
10610012MS	444	116000011	185	140200112	278	1563083046	305, 149, 21	174889424	233	179022000	46
10610039MS	444	116000012	185	140200114	278	156312304	304	174889483	233	179022001	52
109100001	440	116000016	186	140304102	278	1563123046	225	174889603	233	179028000	46
109100002	440	116000026	186	140308104	278	156400304	304	174889761	233	179028001	52
109100121	440	116000036	186	141100102	279	1564003046	305	176114337	235	179035001	52
109100122	440	116015030	19	141100304	279	156500304	304	176114424	235	179042001	52
109100141	440	116015200	89, 61, 18	141102104	279	156600304	304	176114483	235	179054001	52

181015600	25	181054151	22	183015003ST	95	183076003	35	185304122	36	189102022	30
181015601	25	181054300	23	183015012	34	183076003G	69	185304122M	37	189102022G	66
181015900	27	181054301	23	183015012G	69	183088000	33	185304218	36	189102022HT	84
181015900G	63	181054450	24	183015020GD	77	183088000G	68	186100028	29	189102022ST	93
181015900HT	82	181054450G	62	183015026D	77	183088001	33	186100035	29	189102028	30
181015900ST	92	181054450HT	81	183015304GP	77	183088001G	68	186102015	29	189102028G	66
181015901	27	181054450ST	91	183015708GP	77	183088003	35	186102018	29	189102028HT	84
181015901G	63	181054451	24	183018000	33	183088003G	69	186112042	29	189102028ST	93
181015901HT	83	181054451G	62	183018000G	68	183018000	33	186114035	29	189102035	30
181015901ST	92	181054451HT	82	183018000HT	85	183018000G	68	186114042	29	189102035G	66
181018150	22	181054451ST	91	183018000ST	94	183018001	33	186200054	29	189102042	30
181018300	23	181054600	25	183018001	33	183018001G	68	186304022	29	189102042G	66
181018450	24	181054601	25	183018001G	68	183018003	35	187015000R	37	189102054	30
181018450G	62	181054900	27	183018002	34	183018003G	69	187018000R	37	189102054G	66
181018450HT	81	181054900G	63	183018002G	69	183139000	33	187022000R	37	189200054	30
181018450ST	91	181054900HT	82	183018003	35	183139003	35	187028000R	37	189200054G	66
181018451	24	181054900ST	92	183018003G	69	183168000	33	187035000R	37	189200054HT	84
181018451G	62	181054901	27	183018003HT	85	183168003	35	187042000R	37	189200054ST	93
181018451HT	82	181054901G	63	183018003ST	95	184015000	42	187054000R	37	189200076	30
181018451ST	91	181054901HT	83	183018012	34	184015001	42	187076000R	37	189200076G	66
181018600	25	181054901ST	92	183018012G	69	184015002	43	187088000R	37	189200088	30
181018900	27	181076150	22	183018012GD	77	184015002G	74	187100022	38	189200088G	66
181018900G	63	181076151	22	183018304GD	77	184015002I	44	187100022G	71	189200108	30
181018900HT	82	181076300	23	183018304GP	77	184015002IG	75	187100022HT	86	189200108G	66
181018900ST	92	181076301	23	183018708GC	78	184015003	43	187100022ST	95	189304018	30
181018901	27	181076450	24	183018708GCP	78	184015003G	74	187100028	38	189304018G	66
181018901G	63	181076450G	62	183018708GD	77	184015003I	44	187100028G	71	189304022	30
181018901HT	83	181076451	24	183018708GP	77	184015003IG	75	187100028HT	86	189304022G	66
181018901ST	92	181076451G	62	183022000	33	184015012	44	187100028ST	95	189304022HT	84
181022150	22	181076600	25	183022000G	68	184015013I	44	187100035	38	189304022ST	93
181022151	22	181076601	25	183022000HT	85	184018000	42	187100035G	71	189304028	30
181022300	23	181076900	27	183022000ST	94	184018001	42	18710028NPT	40	189304028G	66
181022301	23	181076900G	63	183022001	33	184018002	43	187102015	38	189304028HT	84
181022450	24	181076901	27	183022001G	68	184018002G	74	187102015G	71	189304028ST	93
181022450G	62	181076901G	63	183022002	34	184018002I	44	187102015HT	86	189304035	30
181022450HT	81	181088150	22	183022002G	69	184018002IG	75	187102015ST	95	189304035G	66
181022450ST	91	181088151	22	183022003	35	184018003	43	187102018	38	189304042	30
181022451	24	181088300	23	183022003G	69	184018003G	74	187102018G	71	189304042G	66
181022451G	62	181088301	23	183022003HT	85	184018003I	44	187102018HT	86	189304054	30
181022451HT	82	181088450	24	183022003ST	95	184018003IG	75	187102018ST	95	189304054G	66
181022451ST	91	181088450G	62	183022012	34	184018012I	44	187102022	38	189304076	30
181022600	25	181088451	24	183022012G	69	184018013I	44	187102022G	71	189304076G	66
181022601	25	181088451G	62	183022304GD	77	184022000	42	187102022HT	86	189304088	30
181022900	27	181088600	25	183022304GP	77	184022001	42	187102022ST	95	189304088G	66
181022900G	63	181088601	25	183022708GC	78	184022002	43	187102028	38	189304108	30
181022900HT	82	181088900	27	183022708GCP	78	184022002G	74	18710215NPT	40	189304108G	66
181022900ST	92	181088900G	63	183022708GDA	77	184022002I	44	18710218NPT	40	191000022	39
181022901	27	181088901	27	183022708GP	77	184022002IG	75	187108000R	37	191000022G	72
181022901G	63	181088901G	63	183028000	33	184022003	43	187112035	38	191000028	39
181022901HT	83	18108150	22	183028000G	68	184022003G	74	187112035G	71	191000028G	72
181022901ST	92	18108151	22	183028000HT	85	184022003I	44	187112042	38	191000028HT	86
181028150	22	18108300	23	183028000ST	94	184022003IG	75	187112042G	71	191000028ST	96
181028151	22	18108301	23	183028001	33	184022012I	44	187112042HT	86	191000035	30
181028300	23	18108450	24	183028001G	68	184022013I	44	187112042ST	95	191000035G	72
181028301	23	18108450G	62	183028002	34	184022022I	44	187112054	38	19100028NPT	40
181028450	24	18108451	24	183028002G	69	184022122	43	187112054G	71	191012015	39
181028450G	62	18108451G	62	183028003	35	184022122G	74	18711242NPT	40	191012015G	72
181028450HT	81	18108600	25	183028003G	69	184022123	43	187114028	38	191012015HT	86
181028450ST	91	18108601	25	183028003HT	85	184022123G	74	187114028G	71	191012015ST	96
181028451	24	18108900	27	183028003ST	95	184028000	42	187114035	38	191012018	39
181028451G	62	18108900G	63	183028012	34	184028001	42	187114035G	71	191012018G	72
181028451HT	82	18108901	27	183028012G	69	184028002	43	187114035HT	86	191012018HT	86
181028451ST	91	18108901G	63	183028022	34	184028002G	74	187114035ST	95	191012018ST	96
181028600	25	181139450	24	183028010GD	77	184028002I	44	187114042	38	191012022	39
181028601	25	181139451	24	183028708GDA	77	184028002IG	75	187114042G	71	191012022G	72
181028900	27	181139900	27	183035000	33	184028003	43	18711435NPT	40	191012028	39
181028900G	63	181139901	27	183035000G	68	184028003G	74	187200054	38	19101215NPT	40
181028900HT	82	181168450	24	183035000HT	85	184028003I	44	187200054G	71	19101218NPT	40
181028900ST	92	181168451	24	183035000ST	94	184028003IG	75	187200054HT	86	191012035	39
181028901	27	181168900	27	183035001	33	184028342	43	187200054ST	95	191012035G	72
181028901G	63	181168901	27	183035001G	68	184028342G	74	18720054NPT	40	191012042	39
181028901HT	83	182015000	29	183035002	34	184028343	43	187212076	38	191012042G	72
181028901ST	92	182015000G	65	183035002G	69	184028343G	74	187212076G	71	191012042HT	86
181035150	22	182015000HT	83	183035003	35	184035000	42	187300088	38	191012042ST	96
181035151	22	182015000ST	93	183035003G	69	184035001	42	187300088G	71	191012054	39
181035300	23	182018000	29	183035003HT	85	184035002	43	187304015	38	191012054G	72
181035301	23	182018000G	65	183035003ST	95	184035002G	74	187304015G	71	19101242NPT	40
181035450	24	182018000HT	83	183035012	34	184035002I	44	187304018	38	191014028	39
181035450G	62	182018000ST	93	183035012G	69	184035002IG	75	187304018G	71	191014028G	72
181035450HT	81	182022000	29	183035114GD	77	184035003	43	187304022	38	191014035	39
181035450ST	91	182022000G	65	183042000	33	184035003G	74	187304022G	71	191014035G	72
181035451	24	182022000HT	83	183042000G	68	184035003I	44	187304022HT	86	191014035HT	86
181035451G	62	182022000ST	93	183042000HT	85	184035003IG	75	187304022ST	95	191014035ST	96
181035451HT	82	182028000	29	183042000ST	94	184042000	42	187304028	38	191014042	39
181035451ST	91	182028000G	65	183042001	33	184042001	42	187304028G	71	191014042G	72
181035600	25	182028000HT	83	183042001G	68	184042002	43	187304028HT	86	19101435NPT	40
181035601	25	182028000ST	93	183042002	34	184042002G	74	187304028ST	95	192000054	39
181035900	27	182035000	29	183042002G	69	184042002I	44	18730422NPT	40	192000054G	72
181035900G	63	182035000G	65	183042003	35	184042003	43	187308015	38	192000054HT	86
181035900HT	82	182035000HT	83	183042003G	69	184042003G	74	187308015G	71	192000054ST	96
181035900ST	92	182035000ST	93	183042003HT	85	184042003I	44	187400108	38	19200054NPT	40
181035901	27	182042000	29	183042003ST	95	184054000	42	1			

191028018G	76	192076035	31	194028150	47	196028000	173	200106065	249	21100141	438
191028022	45	192076042	31	194028300	47	19602800N	179	200106080	249	21100142	438
191028022G	76	192076054	31	194028600	47	1960280NN	183	200106100	249	21100181	438
191028022HT	87	192076054G	67	194028900	46	196035000	173	200106125	249	21100182	438
191028022ST	96	192088022	31	194035150	47	19603500N	179	200106150	249	21100341	438
191035015	45	192088028	31	194035300	47	1960350NN	183	200106200	249	21100342	438
191035015G	76	192088028G	67	194035600	47	196042003	174	200114001	340	21100381	438
191035018	45	192088035	31	194035900	46	19604200N	179, 183	200114004	237	21100382	438
191035018G	76	192088042	31	194042150	47	196042054	174	200114006	237	212000045	409
191035022	45	192088054	31	194042300	47	196042054E	183	200114304	237	212000090	409
191035022G	76	192088054G	67	194042600	47	196042054K	175	200114316	238	212045000	411
191035028	45	192088076	31	194042900	46	196042054KF	175	200139001	340	212045001	411
191035028G	76	192088076G	67	194054150	47	196042054N	179	200139304	237	212090000	410
191035028HT	87	192108022	31	194054300	47	196042054V	180, 181	200139316	238	212090001	410
191035028ST	96	192108028	31	194054600	47	196042054VE	184	200168001	340	212090002	410
191042015	45	192108028G	67	194054900	46	196042054VN	180	200168304	237	212450000	410
191042015G	76	192108035	31	194076150	47	196054003	174	200168316	238	212900000	409
191042018	45	192108042	31	194076300	47	19605400N	179, 183	200213001	340	213000008	417
191042018G	76	192108054	31	194088150	47	196076000	175	200213004	237	213000010	417
191042022	45	192108076	31	194088300	47	196076001	174	200213006	238	213008000	417
191042022G	76	192108076G	67	194018150	47	196076002	181	200213304	237	213008041	418
191042028	45	192108088	67	194018300	47	196076003	180, 183	200213316	238	213008M41	418
191042028EST	97	192108088G	67	195000015	58	196076088V	181	200219001	340	213010000	417
191042028G	76	192139076	32	195000020	58	196076088VE	184	200219304	237	213010041	418
191042035	45	192139088	32	195000030	58	196076108	174	200219316	238	213010M41	418
191042035G	76	192139108	32	195000040	58	196076108E	184	200269001	340	213012041	418
191042035HT	87	192168076	32	195000050	58	196076108N	180	200269004	237	213012M41	418
191042035ST	96	192168088	32	195015000	52	196088000	175	200269006	238	214000008	420
191054015	45	192168108	32	195015003	54	196088001	174	200269304	237	214000010	420
191054015G	76	192168139	32	195015004	55	196088002	181	200269316	238	214008030	419
191054018	45	193015000	48	195015005	54	196088003	180, 183	200273001	340	214008040	419
191054018CST	97	193015000G	72	195015008	56	196108000	175	200323001	340	214008041	420
191054018G	76	193015000HT	87	195015017	58	196108001	174	200337001	340	214010030	419
191054022	45	193015000ST	97	195015027	58	196108002	181	200337004	237	214010040	419
191054022G	76	193015002	48	195018003	54	196108003	180, 183	200337006	238	214010041	420
191054028	45	193015005	268	195018004	55	196139002	181	200337304	237	214012041	420
191054028EST	97	193015006	49	195018005	54	196168002	181	200337316	238	214010000	418
191054028G	76	193018000	48	195022003	54	197100028	28	200355001	340	214800000	418
191054035	45	193018000G	72	195022004	55	197100028G	64	200406001	340	215006001	420
191054035EST	97	193018000HT	87	195022005	54	197102015	28	200406015	249	215008001	420
191054035G	76	193018000ST	97	195022008	56	197102015G	64	200406020	249	215010001	420
191054042	45	193018002	48	195028003	54	197102018	28	200406025	249	215012001	420
191054042G	76	193018006	49	195028004	55	197102018G	64	200406032	249	215016001	420
191054042HT	87	193020005	268	195028005	54	197102022	28	200406040	249	216008090	421
191054042ST	96	193022000	48	195035003	54	197112042	28	200406050	249	216008093	421
191076042	45	193022000G	72	195035004	55	197112042G	64	200406065	249	216008100	421
191076054	45	193022000HT	87	195035007	59	197114035	28	200406080	249	216008100K	421, 371
191076054G	76	193022000ST	97	195042003	54	197114035G	64	200406100	249	216010093	421
191088054	45	193022002	48	195042004	55	197200054	28	200406125	249	216010120	421
191088054G	76	193022003	50	195042007	59	197200054G	64	200406150	249	216010120K	421, 371
191088076	45	193022004	50	195054003	54	197304022	28	200406200	249	216010140	421
191088076G	76	193022006	49	195054004	55	197304022G	64	200424001	340	216010180	421
191108054	45	193025005	268	195054007	59	197304028	28	200424004	237	216010250	421
191108054G	76	193028000	48	195076003	54	197304028G	64	200424006	238	217000008	422
191108076	45	193028000G	72	195076004	55	198100028	28	200424304	237	217000010	422
191108076G	76	193028000HT	87	195076007	59	198100028G	64	200424316	238	218000006	422
191108088	45	193028000ST	97	195088003	54	198102015	28	200483001	340	218000008	422
191108088G	76	193028002	48	195088004	55	198102015G	64	200483004	237	218000010	422
191139088	45	193028003	50	195088007	59	198102018	28	200483006	238	218000012	422
191139108	45	193028004	50	195108003	54	198102018G	64	200483304	237	218000016	422
191168088	45	193028006	49	195108004	55	198102022	28	200483316	238	218008000	422
191168108	45	193032005	268	195108007	59	198102028	28	200603001	340	218010000	422
191168139	45	193035000	48	196000000	170	198102028G	64	200603004	237	218012000	422
192018015	31	193035000G	72	1960000001	171	198112042	28	200603006	238	219000008	422
192018015G	67	193035000HT	87	196000000VN	181	198112042G	64	200603304	237	219000010	422
192018015HT	84	193035000ST	97	1960000009	178	198114035	28	200603316	238	219000012	422
192018015ST	94	193035002	48	1960000012	178	198114035G	64	200761001	340	220000008	423
192022015	31	193035003	50	1960000013	177	198200054	28	200761004	237	220000010	423
192022015G	67	193035004	50	1960000014	178	198200054G	64	200761006	238	220000012	423
192022018	31	193035006	49	1960000015	177	198304015	28	200761304	237	2210015	169
192022018G	67	193040005	268	1960000016	182	198304022	28	200761316	238	2210017	169
192022018HT	84	193042000	48	1960000018	182	198304022G	64	200889001	340	2210021	169
192022018ST	94	193042000G	72	1960000019	181	199015000	56	200889004	237	2211027	169
192028015	31	193042000HT	87	1960000020	182	199015000HT	88	200889006	238	2211035	169
192028015G	67	193042000ST	97	196000108E	184	199015001	57	200889304	237	2211042	169
192028018	31	193042002	48	196000108N	180	199015002	57	200889316	238	2211054	169
192028018G	67	193042003	50	196000108VE	184	199018000	56	201100001	438	222102008	423
192028022	31	193042004	50	196001007	171	199018000HT	88	201100002	438	222102010	423
192028022G	67	193042006	49	196001008	170	199018001	57	201100121	438	223008060	434
192028022HT	84	193050005	268	196001009	171	199018002	57	201100122	438	224100050	362
192028022ST	94	193054000	48	196001011	170	199022000	56	201100141	438	224102010	362
192035015	31	193054000G	72	196001012	172	199022000HT	88	201100142	438	224102012	362
192035015G	67	193054000HT	87	196001013	172	199022001	57	201100181	438	224102200	362
192035018	31	193054000ST	97	196001014	172	199022002	57	201100182	438	224304012	362
192035018G	67	193054001	49	196001015	172	199028000	56	201100341	438	224304050	362
192035022	31	193054002	48	196002000	175	199028000HT	88	201100342	438	224304021	362
192035022G	67	193054003	50	196002001	177	199028001	57	201100381	438	225000010	453
192035022HT	84	193054004	50	19600200N	182	199028002	57	201100382	438	225000012	453
192035022ST	94	193054006	49	19600201N	182	199035000	56	204000000	428	225000014	453
192035028	31	193076000	48	19600202N	182	199035000HT	88	205030000	411	225000015	453
192035028G	67	193076000G	72	19600203N	182	199035001	57	205038000	412	225000016	453

231625000	430	253600801	403	268112304	283	275114000	383	280100316	284	316076003	101
232420380	431	253600802	403	268112316	283	275200000	383	280102004	327	316076005	100
232420450	431	254340000	404	268114000	315	275304000	383	280102316	284	316088000	102
232420600	431	254460000	404	268114001	314	275308000	383	280104004	327	316088003	101
233450800	431	255100000	368	268114102	315	27610603	336	280104316	284	316088005	100
234000000	397	255102000	368	268114304	283	276107000	336	280108004	327	316108000	102
234000002	395	255112000	368	268114316	283	27610761	336	280108316	284	316108003	101
234000005	401	255114000	368	268200000	315	276107899	336	280112004	327	316108005	100
234235000	393	255200000	368	268200001	314	276108603	336	280112316	284	322060042	120
234235001	393	255212000	368	268200102	315	276108700	336	280114004	327	322060054	120
234235002	399	255300000	368	268200304	283	276108761	336	280114316	284	322076054	120
234239002	400	255304000	368	268200316	283	276108889	336	280200004	327	330100316	286
235000000	398	255308000	368	268212000	315	276114101	336	280200316	284	330102316	286
235000002	395	255400000	368	268212001	314	276114603	336	280212316	284	330104316	286
235000005	401	255500000	368	268212102	315	276114761	336	280300316	284	330108316	286
235001005	402	255600000	368	268212304	283	276114889	336	280304004	327	330112316	286
235002005	402	255800000	368	268212316	283	276133101	336	280304316	284	330114316	286
236000180	394	256100000	384	268300000	315	276133108	336	280308004	327	330200316	286
237000000	394	256102000	384	268300001	314	276133114	336	280308316	284	330212316	286
238000004	396	256112000	384	268300102	315	276133700	336	280400316	284	330300316	286
239000002	396	256114000	384	268300304	283	276133761	336	290100001	328	330304316	286
239000005	402	256200000	384	268300316	283	276133889	336	290102001	328	330308316	286
239120100	399	256212000	384	268304000	315	276139101	337	290104001	328	330400316	286
240100102	325	256300000	384	268304001	314	276139108	337	290108001	328	3401008BW	287
240102104	325	256304000	384	268304102	315	276139114	337	290304001	328	340100316	287
240102304	325	256308000	384	268304304	283	276139133	337	290308001	328	3401008BW	288
240104108	325	256400000	384	268304316	283	276139761	336	291100316	284	340100MBW	288
240114100	325	256500000	384	268308000	315	276139889	336	291102316	284	3401020BW	287
240304100	325	256600000	384	268308001	314	276159101	337	291104316	284	340102316	287
240304308	325	256800000	384	268308102	315	276159108	337	291108316	284	3401028BW	288
240308102	325	257100000	388	268308304	283	276159114	337	29112316	284	340102MBW	288
240308104	325	257120000	388	268308316	283	276159133	337	291114316	284	340104316	287
241100124	325	257140000	388	268400000	315	276159139	337	291200316	284	340108316	287
241100344	325	257160000	388	268400001	314	276159889	337	291212316	284	3401120BW	287
241100384	325	257180000	388	268400102	315	276168101	337	291300316	284	340112316	287
241102144	325	257220000	388	268400304	283	276168108	337	291304316	284	3401128BW	288
241102184	325	257260000	388	268400316	283	276168114	337	291308316	284	340112MBW	288
241102384	325	257280000	388	268500000	315	276168133	337	291400316	284	3401140BW	287
241104184	325	257320000	388	268500001	314	276168139	337	292100001	328	340114316	287
241112144	325	257350000	388	268600000	315	276168159	337	292100316	285	3401148BW	288
241114104	325	257400000	388	268600001	314	276168889	337	292102001	328	340114MBW	288
241200104	325	257420000	388	269100028	41	276193114	337	292102316	285	3402000BW	287
241200124	325	257480000	388	269100128	41	276193133	337	292104001	328	340200316	287
241200144	325	257500000	388	269102015	41	276193139	337	292104316	285	3402008BW	288
241304124	325	257600000	388	269102018	41	276193159	337	292108316	285	340200MBW	288
241304144	325	258000000	387	269102022	41	276193168	337	292112001	328	340212316	287
241304184	325	258000001	387	269102115	41	276219114	337	292112316	285	340300316	287
241304384	325	258000005	387	269102118	41	276219133	337	292114001	328	3403040BW	287
241308144	325	258000006	387	269102122	41	276219139	337	292114316	285	340304316	287
241308184	325	258000008	387	269112042	41	276219159	337	292200001	328	3403048BW	288
245100124	326	258000010	387	269112142	41	276219168	337	292200316	285	340304MBW	288
245100344	326	258008000	434	269114035	41	276219193	337	292212316	285	3403080BW	287
245102144	326	258010000	434	269114135	41	276244159	337	292300316	285	340308316	287
245102184	326	258012000	434	269200054	41	276244168	337	292304001	328	3403088BW	288
245102384	326	259100000	388	269200154	41	276244219	337	292304316	285	340308MBW	288
245104184	326	259120000	388	269304018	41	276273159	337	292308001	328	341100316	289
245112144	326	259140000	388	269304022	41	276273168	337	292308316	285	341102316	289
245114104	326	259160000	388	269304028	41	276273193	337	292400316	285	341104316	289
245200104	326	259200000	388	269304118	41	276273219	337	300100004	329	341108316	289
245200124	326	259220000	388	269304122	41	276273244	337	300100316	285	341112316	289
245200144	326	259260000	388	269304128	41	276323219	337	300102004	329	341114316	289
245304124	326	259280000	388	269500500	405	276323244	337	300102316	285	341200316	289
245304144	326	259320000	388	270100000	385	276323273	337	300104004	329	341212316	289
245304384	326	259400000	388	27010000CU	387	276337269	336	300104316	285	341300316	289
245308144	326	259500000	388	270100200	386	276355219	337	300108004	329	341304316	289
245308184	326	259600000	388	270120000	385	276355273	338	300108316	285	341308316	289
246100114	327	260140000	378	2701200CU	387	276355323	338	300112004	329	341400316	289
246102100	327	260160000	378	270120200	386	276406219	338	300112316	285	342100316	289
246102304	327	260200000	378	270140000	385	276406273	338	300114004	329	342102316	289
246104108	327	261140000	379	2701400CU	387	276406323	338	300114316	285	342104316	289
246104308	327	261160000	379	270140200	386	276406355	338	300200316	285	342112316	289
246123401	326	261200000	379	270150000	385	276424269	336	300212316	285	342114316	289
246304100	327	262140000	379	270150200	386	276424337	336	300300316	285	342200316	289
246308102	327	262160000	379	270160000	385	276483269	336	300304004	329	342304316	289
246308304	327	262200000	379	2701600CU	387	276483337	336	300304316	285	342308316	289
246341100	326	263080001	432	270160200	386	276483424	336	300308004	329	343100316	290
246381201	326	263100000	432	270180000	385	276508273	338	300308316	285	343102316	290
251100000	369	263100002	433	2701800CU	387	276508323	338	300400316	285	343104316	290
251102000	369	263102000	432	270180200	386	276508355	338	310100001	329	343112316	290
251112000	369	263304002	433	270200000	385	276508406	338	310100316	286	343114316	290
251114000	369	263304003	433	270200200	386	276603337	336	310102001	329	343200316	290
251200000	369	264100001	423	270220000	385	276603424	336	310102316	286	343304316	290
251212000	369	264120001	423	2702200CU	387	276603483	336	310104001	329	343308316	290
251300000	369	264160001	423	270220200	386	276609323	338	310104316	286	344100316	290
251304000	369	264600001	423	270280000	385	276609355	338	310108001	329	344102316	290
251308000	369	264800001	423	2702800CU	387	276609406	338	310108316	286	344104316	290
251400000	369	265100100	404	270280200	386	276609508	338	310112316	286	344108316	290
251500000	369	265100800	404	2703500CU	387	276700424	336	310114316	286	344112316	290
251600000	369	265800700	404	2704200CU	387	276700483	336	310200316	286	344114316	290
251800000	369	266100120	404	2705400CU	387	276700603	336	310212316	286	344200316	290
252000000	427	266100140	404								

352112000	380	361110000	379	383076000	111	392028015	109	401114342	439	415080016I	357,357
352114000	380	361125000	379	383076001	111	392028018	109	401114381	439	415100016	347,348
352200000	380	362040000	379	383076003	112	392028022	109	401114382	439	415100016I	357,357
352304000	380	362050000	379	383088000	111	392035015	109	410015316	254	415125016	347,348
352308000	380	362063000	379	383088001	111	392035018	109	410020316	254	415125016I	357,357
353076000	381	362075000	379	383088003	112	392035022	109	410025006	344	415150016	347,348
353076001	382	362090000	379	383108000	111	392035028	109	410025006I	355	415150016I	357,357
353100000	381	362110000	379	383108001	111	392042022	109	410025316	254	415200016	348
353100001	382	362125000	379	383108003	112	392042028	109	410032006	344	415200016I	357
353110000	381	375100028	121	384015000	113	392042035	109	410032006I	355	415250016	348
353110001	382	375102018	121	384015001	113	392054022	109	410032316	254	415250016I	357
353125000	381	375112042	121	384018000	113	392054028	109	410040006	344	415300016	348
353125001	382	375114035	121	384018001	113	392054035	109	410040006I	355	415300016I	357
353140000	381	375200054	121	384022000	113	392054042	109	410040316	254	415350016	348
353140001	382	375212076	121	384022001	113	392076022	109	410050006	344	415400016	348
353160000	381	375300088	121	384028000	113	392076028	109	410050006I	355	416200025	349
353160001	382	375304022	121	384028001	113	392076035	109	410050316	254	416250025	349
354080000	383	375308012	121	384035000	113	392076042	109	410065006	344	416300025	349
354080002	383	375308015	121	384035001	113	392076054	109	410065006I	355	417050040	349
354140000	383	375400108	121	384042000	113	392088028	109	410085316	254	417085040	349
354140002	383	379012000	116	384042001	113	392088035	109	410080006	344	417080040	349
355054000	370	379015000	116	384054000	113	392088042	109	410080006I	355	417100040	349
355100000	370	379018000	116	384054001	113	392088054	109	410080316	254	417125040	349
355100001	372	379022000	116	385102015	106	392088076	109	410100006	344	417150040	349
355102000	370	379028000	116	385102018	106	392108028	109	410100006I	355	417200040	349
355102001	372	381012900	105	385304022	106	392108035	109	410100316	254	417250040	349
355108000	370	381012901	105	385308015	106	392108042	109	410125006	344	417300040	349
355112000	370	381015450	104	387100022	114	392108054	109	410125006I	355	418015006	350
355112001	372, 380	381015451	104	387100028	114	392108076	109	410150006	344	418020006	350
355114000	370	381015900	105	387100035	114	392108088	109	410150006I	355	418025006	350
355114001	372, 380	381015901	105	387102015	114	393015000	119	410200006	344	418032006	350
355150001	372	381018450	104	387102018	114	393015002	118	410200006I	355	418040006	350
355200000	370	381018451	104	387102022	114	393018000	119	410250006	344	418050006	350
355200001	372, 380	381018900	105	387112035	114	393018002	118	410250006I	355	418065006	350
355212000	370	381018901	105	387112042	114	393022000	119	410300006	344	418080006	350
355212001	372, 380	381022450	104	387114028	114	393022002	118	410300006I	355	418100006	350
355300000	370	381022451	104	387114035	114	393028000	119	410350006	344	419015010	350
355300001	372, 380	381022900	105	387200054	114	393028002	118	410400006	344	419015010Z	351
355304000	370	381022901	105	387212076	114	393035000	119	410450006	344	419020010	350
355304001	372	381028450	104	387300088	114	393035002	118	410500006	344	419020010Z	351
355308000	370	381028451	104	387304015	114	393042000	119	410600006	344	419025010	350
355308001	372	381028900	105	387304018	114	393042002	118	410150101	345, 346	419025010Z	351
355312001	372	381028901	105	387304022	114	393054000	119	410150101I	355, 356	419032010	350
355400000	370	381035450	104	387304028	114	393054002	118	4101020010	345, 346	419032010Z	351
355400001	372, 380	381035451	104	387308012	114	393076000	119	4101020010I	355, 356	419040010	350
356054006	391	381035900	105	387308015	114	393076002	118	4101025010	345, 346	419040010Z	351
356100000	390	381035901	105	387400108	114	393088000	119	4101025010I	355, 356	419050010	350
356100006	391	381042450	104	389100028	110	393088002	118	4101032010	345, 346	419050010Z	351
356102000	390	381042451	104	389100035	110	393102015	117	4101032010I	355, 356	419065010	350
356102006	391	381042900	105	389102015	110	393102018	117	4101040010	345, 346	419065010Z	351
356110006	391	381042901	105	389102018	110	393102022	117	4101040010I	355, 356	419080016	350
356112000	390	381054450	104	389102022	110	393108000	119	4101050010	345, 346	419080016Z	351
356112006	391	381054451	104	389102028	110	393108002	118	4101050010I	355, 356	419100010	350
356114000	390	381054900	105	389102035	110	393304018	117	4101065010	345, 346	419100010Z	351
356114006	391	381054901	105	389102042	110	393304022	117	4101065010I	355, 356	419125010	350
356200000	390	381076450	104	389102054	110	394015900	117	4101000010	345, 346	419125010Z	351
356200006	391	381076451	104	389102076	110	394018900	117	4101000010I	355, 356	419150010	350
356212000	390	381076900	105	389102088	110	394022900	117	410125010	345, 346	419150010Z	351
356212006	391	381076901	105	389102108	110	394028150	118	410125010I	355, 356	420015006	352
356300000	390	381088450	104	389304022	110	394028300	117	4101500010	345, 346	420020006	352
356300006	391	381088451	104	389304028	110	394028900	117	4101500010I	355, 356	420025006	352
356304000	390	381088900	105	389304035	110	394035150	118	410200010	345	420032006	352
356304006	391	381088901	105	389304042	110	394035300	117	410200010I	355	420040006	352
356308000	390	381108450	104	389304054	110	394035900	117	410250010	345	420050006	352
356308006	391	381108451	104	389304076	110	394042150	118	410250010I	355	420065006	352
356312000	390	381108900	105	389304088	110	394042300	117	410300010	345	420080006	352
356312006	391	381108901	105	389304108	110	394042900	117	410300010I	355	420100006	352
356400000	390	382012000	108	390100022	115	394054150	118	410350010	345	420125006	352
356400006	391	382015000	108	390100028	115	394054300	117	410350010I	355	420150006	352
356412000	390	382018000	108	390100035	115	394054900	117	410400010	345	420200006	352
356412006	391	382022000	108	390102012	115	395012012	123	410450010	345	420250006	352
356500000	390	382028000	108	390102015	115	395015012	123	410500010	345	420300006	352
356500006	391	382035000	108	390102018	115	395015015	123	412080016	345, 346	420350006	352
356600000	390	382042000	108	390102022	115	395018012	123	412080016I	355, 356	420400006	352
356600006	391	382054000	108	390102028	115	395018015	123	412200016	346	420450006	352
356612000	390	382076000	108	390112042	115	395022012	123	412200016I	356	420500006	352
356612006	391	382088000	108	390114035	115	395022015	123	412250016	346	421200010	353
356800000	390	382108000	108	390200054	115	395028012	123	412250016I	356	421250010	353
356800006	391	383012000	111	390304015	115	395028015	123	412300016	346	421300010	353
357000000	434	383012001	111	390304018	115	396012012	123	412300016I	356	421350010	353
357000001	435	383012003	112	390304022	115	396015012	123	412350016	346	421400010	353
357000002	435	383015000	111	390304028	115	396015015	123	412350016I	356	421450010	353
357000003	435	383015001	111	390308015	115	396018012	123	412400016	346	421500010	353
357000004	434	383015002	112	3901015012	116	396018015	123	412450016	346	422015016	353, 354
359054000	392	383015003	112	3901018012	116	396022012	123	412500016	346	422020016	353, 354
359054001	392	383018000	111	3901018015	116	396022015	123	413015006	347	422025016	353, 354
359063000	392	383018001	111	3901022012	116	396028012	123	413020006	347	422032016	353, 354
359063001	392	383018002	112	3901022015	116	396028015	123	413025006	347	422040016	353, 354

426250304	254	433065316	260, 261	441200316	266	530102040	317	530200120	318	530308253	322
426250316	256	433080304	259, 259	441250304	265	530102043	320	530200123	321	530308300	319
426300304	254	433080316	260, 261	441250316	266	530102050	317	530200143	321	530308303	323
426300316	256	433100304	259, 259	441300304	265	530102053	320	530200150	318	530308304	291
426350304	254	433100316	260, 261	441300316	266	530102060	317	530200153	322	530308316	291
426350316	256	433125304	259, 259	442040304	267, 267	530102063	320	530200163	322	530308403	323
426400304	254	433125316	260, 261	442050304	267, 267	530102070	317	530200183	322	530308503	323
426400316	256	433150304	259, 259	442065304	267, 267	530102073	320	530200200	319	530400080	317
426500304	254	433150316	260, 261	442080304	267, 267	530102080	317	530200203	322	530400083	320
426500316	256	433200304	259	442100304	267, 267	530102083	320	530200250	319	530400100	318
427015304	254, 255, 258	433200316	261	442125304	267, 267	530102093	321	530200253	323	530400103	321
427015316	256, 257	433250304	259	442150304	267, 267	530102100	318	530200300	319	530400120	318
427020304	254, 255, 258	433250316	261	442200304	267	530102103	324	530200303	323	530400123	321
427020316	256, 257	433300304	259	442250304	267	530102103	321	530200304	291	530400150	318
427025304	254, 255, 258	433300316	261	442300304	267	530102113	321	530200316	291	530400153	322
427025316	256, 257	433350316	261	443200304	267	530102120	318	530200403	323	530400183	322
427032304	254, 255, 258	433400316	261	443250304	267	530102123	321	530200503	323	530400200	319
427032316	256, 257	433500316	261	443300304	267	530102133	321	530212080	317	530400203	322
427040304	254, 255, 258	434015000	360, 272, 162, 120, 51	477114304	270	530102140	318	530212083	320	530400250	319
427040316	256, 257	434015000G	73	477114316	270	530102143	321	530212100	318	530400253	323
427050304	254, 255	434015006	359, 271, 162, 119, 51	477139304	270	530102150	318	530212103	321	530400300	319
427050316	256, 257	434020000	360, 272, 162, 120, 51	477139316	270	5301021503	324	530212120	318	530400303	323
427065304	254, 255	434020000G	73	477168304	270	530102153	322	530212123	321	530400304	291
427065316	256, 257	434020006	359, 271, 162, 119, 51	477168316	270	530102160	318	530212150	318	530400316	291
427080304	254, 255	434025000	360, 272, 162, 120, 51	477172304	270	530102163	322	530212153	322	530400403	323
427080316	256, 257	434025000G	73	477172316	270	530102180	318	530212183	322	530400503	323
427100304	254, 255	434025006	359, 271, 162, 119, 51	477213304	270	530102183	322	530212200	319	531000004	331
427100316	256, 257	434032000	360, 272, 162, 120, 51	477213316	270	530102200	319	530212203	322	531000316	292
427125304	254, 255	434032000G	73	477219304	270	530102203	324	530212250	319	531020004	331
427125316	256, 257	434032006	359, 271, 162, 119, 51	477219316	270	530102203	322	530212253	323	531020316	292
427150304	254, 255	434040000	360, 272, 162, 216, 120, 51	477269304	270	530102250	319	530212300	319	531040004	331
427150316	256, 257	434040000G	73	477269316	270	530102253	322	530212303	323	531040316	292
427200304	255	434040006	359, 271, 162, 216, 119, 51	477337304	270	530102300	319	530212304	291	531040403	331
427200316	257	434050000	360, 272, 162, 216, 120, 51	477337316	270	530102303	323	530212316	291	53112316	292
427250304	255	434050000G	73	477424304	270	530102304	291	530212403	323	53114004	331
427250316	257	434050006	359, 271, 162, 216, 119, 51	477424316	270	530102316	291	530212503	323	53114316	292
427300304	255	434065000	360, 272, 162, 216, 120, 51	477483304	270	530102400	319	530238070I	34	531200004	331
427300316	257	434065000G	73	477483316	270	530102403	323	530300080	317	531200316	292
427350304	255	434065006	359, 271, 162, 216, 119, 51	477603304	270	530102500	319	530300083	320	531212316	292
427350316	257	434080000	360, 272, 162, 216, 120, 51	477603316	270	530102503	323	530300100	318	531300316	292
427400304	255	434080000G	73	477613304	270	530102603	323	530300103	321	531304004	331
427400316	257	434080006	359, 271, 162, 216, 119, 51	477613316	270	530102703	324	530300120	318	531304316	292
427500304	255	434100000	360, 272, 162, 216, 120, 51	477889304	270	530102803	324	530300123	321	531308004	331
427500316	257	434100000G	73	477889316	270	530104304	291	530300150	318	531308316	292
428050304	258	434100006	359, 271, 162, 216, 119, 51	529100100	330	530104316	291	530300153	322	531400316	292
428065304	258	434125000	360, 272, 216	529100150	330	530108304	291	530300183	322	532100140	324
428080304	258	434125006	359, 271, 216	529100200	330	530108316	291	530300200	319	532102100	324
428100304	258	434150000	360, 272, 216	529100250	330	530112040	317	530300203	322	532112150	324
428125304	258	434150006	359, 271, 216	529100300	330	530112043	320	530300250	319	532114150	324
428150304	258	434200000	360, 272	529100400	330	530112050	317	530300253	323	532200170	324
428200304	258	434200006	359, 271	529100500	330	530112053	320	530300300	319	532304120	324
428250304	258	434250000	360, 272	529102100	330	530112060	317	530300303	323	532308100	324
428300304	258	434250006	359, 271	529102150	330	530112063	320	530300304	321	555100000	374
429015304	262, 263	434300000	360, 272	529102200	330	530112070I	34	530300316	321	555100001	375
429015316	263	434300006	359, 271	529102250	330	530112073	320	530300403	323	555102000	374
429020304	262, 263	434350000	360, 272	529102300	330	530112080	317	530300503	323	555102001	375
429020316	263	434400000	360, 272	529102350	330	530112083	320	530304040	317	555112000	374
429025304	262, 263	435012000	361	529102400	330	530112093	321	530304043	320	555112001	375
429025316	263	435012001	273	529102500	330	530112100	318	530304050	317	555114000	374
429032304	262, 263	435016000	361	529304100	330	530112103	321	530304053	320	555114001	375
429032316	263	435016001	273	529304150	330	530112120	318	530304060	317	555150001	375
429040304	262, 263	435020000	361	529304200	330	530112123	321	530304063	320	555200000	374
429040316	263	435020001	273	529304250	330	530112143	321	530304070	317	555200001	375
429050304	262	435024000	361	529304300	330	530112150	318	530304073	320	555212000	374
429050316	263	435024001	273	529304350	330	530112153	322	530304080	317	555212001	375
429065304	262	437016125	264	529304400	330	530112163	322	530304083	320	555300000	374
429065316	263	437016015	264	529304500	330	530112183	322	530304093	321	555300001	375
429080304	262	437016020	264	529308100	330	530112200	319	530304100	318	555304000	374
429080316	263	437016025	264	529308150	330	530112203	322	530304103	324	555304001	375
429100304	262	437016032	264	529308200	330	530112250	319	530304103	321	555308000	374
429100316	263	437016040	264	529308250	330	530112253	323	530304113	321	555308001	375
429125304	262	437016050	264	529308300	330	530112300	319	530304120	318	555312001	375
429125316	263	437016065	264	529308350	330	530112303	323	530304123	321	555400000	374
429150304	262	437016080	264	529308400	330	530112304	291	530304133	321	555400001	375
429150316	263	437016100	264	529308500	330	530112316	291	530304140	318	600100035I	35
429200304	262	437016150	264	530100040	317	530112403	323	530304143	321	600100100	316
429200316	263	437016200	264	530100043	320	530112503	323	530304150	318	600100150	316
429250304	262	438406015	264	530100050	317	530114040	317	530304153	324	600100200	316
429250316	263	438406020	264	530100053	320	530114043	320	530304153	322	600100304	293
429300304	262	438406025	264	530100060	317	530114050	317	530304160	318	600100316	293
429300316	263	438406032	264	530100063	320	530114053	320	530304163	322	600102100	316
429350304	262	438406040	264	530100070	317	530114060	317	530304180	318	600102150	316
429350316	263	438406050	264	530100070I	34	530114063	320	530304183	322	600102200	316
429400304	262	438406065	264	530100073	320	530114070I	34	530304200	319	600102304	293
429400316	263	438406080	264	530100080	317	530114073	320	530304203			

600304100	316	681035451CN	152	683018003	130	687112035	132	690304028G	146	692088035CN	156
600304150	316	681035451G	139	683018003G	143	687112035G	145	690308012	133	692088042CN	156
600304200	316	681035600CN	153	683022000	131	687112042	132	690308015	133	692088055CN	156
600304304	293	681035601CN	153	683022000CN	157	687112042CN	158	690308015G	146	692088076CN	156
600304316	293	681035900	127	683022000G	144	687112042G	145	691015012	134	692108022CN	156
600308100	316	681035900CN	154	683022001	131	687112054	132	691018012	134	692108028CN	156
600308150	316	681035900G	150	683022001CN	157	687112054G	145	691018015	134	692108035CN	156
600308200	316	681035901	127	683022001G	144	687114028	132	691018015CN	160	692108042CN	156
600308304	293	681035901CN	154	683022003	130	687114028G	145	691018015G	147	692108054CN	156
600308316	293	681035901G	140	683022003G	143	687114035	132	691022015	134	692108076CN	156
600400100	316	681042150CN	150	683028000	131	687114035CN	158	691022015CN	160	692108088CN	156
600400150	316	681042151CN	150	683028000CN	157	687114035G	145	691022015G	147	693015000CN	161
600400200	316	681042300CN	151	683028000G	144	687114042	132	691022018	134	693015002CN	161
600400304	293	681042301CN	151	683028001	131	687114042G	145	691022018CN	160	693018000CN	161
600400316	293	681042450	126	683028001CN	157	687200054	132	691022018G	147	693018002CN	161
600500100	316	681042450CN	152	683028001G	144	687200054CN	158	691028015	134	693022000CN	161
600500150	316	681042450G	139	683028003	130	687200054G	145	691028015CN	160	693022002CN	161
600500200	316	681042451	126	683028003G	143	687304015	132	691028015G	147	693022003CN	163
600600100	316	681042451CN	152	683035000	131	687304015G	145	691028018	134	693022004CN	163
600600150	316	681042451G	139	683035000CN	157	687304018	132	691028018G	147	693028000CN	161
600600200	316	681042600CN	153	683035000G	144	687304018CN	158	691028022	134	693028002CN	161
616015000CN	149	681042601CN	153	683035001	131	687304018G	145	691028022CN	160	693028003CN	163
616018000CN	149	681042900	127	683035001CN	157	687304022	132	691028022G	147	693028004CN	163
616022000CN	149	681042900CN	154	683035001G	144	687304022CN	158	691035022	134	693035000CN	161
616028000CN	149	681042900G	140	683035003	130	687304022G	145	691035022CN	160	693035002CN	161
616035000CN	149	681042901	127	683035003G	143	687304028	132	691035022G	147	693035003CN	163
616042000CN	149	681042901CN	154	683042000	131	687304028G	145	691035028	134	693035004CN	163
616054000CN	149	681042901G	140	683042000CN	157	687308012	132	691035028CN	160	693042000CN	161
616076000CN	149	681054150CN	150	683042000G	144	687308015	132	691035028G	147	693042002CN	161
616088000CN	149	681054151CN	150	683042001	131	687308015G	145	691042022	134	693042003CN	163
616108000CN	149	681054300CN	151	683042001CN	157	689100028	130	691042022G	147	693042004CN	163
652785004	419	681054301CN	151	683042001G	144	689100028G	142	691042028	134	693054000CN	161
652785006	419	681054450	126	683042003	130	689100035	130	691042028CN	160	693054002CN	161
652785804	419	681054450CN	152	683042003G	143	689100035G	142	691042028G	147	693054003CN	163
652785805	419	681054450G	139	683054000	131	689102012	130	691042035	134	693054004CN	163
652785806	419	681054451	126	683054000CN	157	689102015	130	691042035CN	160	693076000CN	161
679015001CN	164	681054451CN	152	683054000G	144	689102015CN	155	691042035G	147	693076002CN	161
679018001CN	164	681054451G	139	683054001	131	689102015G	142	691054022	134	693076003CN	163
679022001CN	164	681054600CN	153	683054001CN	157	689102018	130	691054022G	147	693076004CN	163
679028001CN	164	681054601CN	153	683054001G	144	689102018CN	155	691054028	134	693088000CN	161
679035001CN	164	681054900	127	683054003	130	689102018G	142	691054028CN	160	693088002CN	161
679042001CN	164	681054900CN	154	683054003G	143	689102022	130	691054028G	147	693088003CN	163
679054001CN	164	681054900G	140	683076000CN	157	689102022CN	155	691054035	134	693088004CN	163
679076001CN	164	681054901	127	683076001CN	157	689102022G	142	691054035CN	160	693108000CN	161
679088001CN	164	681054901CN	154	683088000CN	157	689102028	130	691054035G	147	693108002CN	161
679108001CN	164	681054901G	140	683088001CN	157	689102028CN	155	691054042	134	693108003CN	163
681012450	126	681076150CN	150	683108000CN	157	689102028G	142	691054042CN	160	693108004CN	163
681012451	126	681076151CN	150	683108001CN	157	689102035	130	691054042G	147	695015003CN	164
681012900	127	681076300CN	151	684012003	136	689102035CN	155	691076042CN	160	695015004CN	165
681012901	127	681076301CN	151	684012013	136	689102035G	142	691076054CN	160	695018003CN	164
681015150CN	150	681076450CN	152	684015001CN	159	689102042	130	691088054CN	160	695018004CN	165
681015151CN	150	681076451CN	152	684015002	135	689102042CN	155	691088076CN	160	695022003CN	164
681015300CN	151	681076600CN	153	684015002CN	159	689102042G	142	69108054CN	160	695022004CN	165
681015301CN	151	681076601CN	153	684015003	136	689102054	130	69108076CN	160	695022008CN	166
681015450	126	681076900CN	154	684015003CN	160	689102054CN	155	69108088CN	160	695028003CN	164
681015450CN	152	681076901CN	154	684015012	135	689102054G	142	692015012	129	695028004CN	165
681015450G	139	681088150CN	150	684015013	136	689304022	130	692018012	129	695035003CN	164
681015451	126	681088151CN	150	684018001CN	159	689304022CN	155	692018015	129	695035004CN	165
681015451CN	152	681088300CN	151	684018002	135	689304022G	142	692018015CN	156	695042003CN	164
681015451G	139	681088301CN	151	684018002CN	159	689304028	130	692018015G	143	695042004CN	165
681015900	127	681088450CN	152	684018003	136	689304028CN	155	692022012	129	695054003CN	164
681015900CN	154	681088451CN	152	684018003CN	160	689304028G	142	692022015	129	695054004CN	165
681015900G	140	681088600CN	153	684018012	135	689304035	130	692022015CN	156	695076003CN	164
681015901	127	681088601CN	153	684018013	136	689304035CN	155	692022015G	143	695076004CN	165
681015901CN	154	681088900CN	154	684022001CN	159	689304035G	142	692022018	129	695088003CN	164
681015901G	140	681088901CN	154	684022002	135	689304042	130	692022018G	143	695088004CN	165
681018450	126	68108150CN	150	684022002CN	159	689304042CN	155	692028015	129	695108003CN	164
681018450CN	152	68108151CN	150	684022003	136	689304042G	142	692028015CN	156	695108004CN	165
681018450G	139	68108300CN	151	684022003CN	160	689304054	130	692028015G	143	697100028	128
681018451	126	68108301CN	151	684022012	135	689304054CN	155	692028018	129	697100028G	141
681018451CN	152	68108450CN	151	684022013	136	689304054G	142	692028018CN	156	697102012	128
681018451G	139	68108451CN	152	684022023	136	689304076CN	155	692028018G	143	697102015	128
681018900	127	68108600CN	153	684028001CN	159	689304088CN	155	692028022	129	697102015G	141
681018900CN	154	68108601CN	153	684028002	135	689304108CN	155	692028022CN	156	697102018	128
681018900G	140	68108900CN	154	684028002CN	159	689308015	130	692028022G	143	697102018G	141
681018901	127	68108901CN	154	684028003	136	689308015G	142	692035015	129	697102022	128
681018901CN	154	682012000	129	684028003CN	160	690100022	133	692035015CN	156	697102022G	141
681018901G	140	682015000	129	684035001CN	159	690100022G	146	692035015G	143	697102028	128
681022150CN	150	682015000CN	155	684035002	135	690100028	133	692035018	129	697102028G	141
681022151CN	150	682015000G	142	684035002CN	159	690100028CN	158	692035018G	143	69712042	128
681022300CN	151	682018000	129	684035003	136	690100028G	146	692035022	129	69712042G	141
681022301CN	151	682018000CN	155	684035003CN	160	690100035	133	692035022CN	156	697114035	128
681022450	126	682018000G	142	684042001CN	159	690100035G	146	692035022G	143	697114035G	141
681022450CN	152	682022000	129	684042002	135	690102012	133	692035028	129	697200054	128
681022450G	139	682022000CN	155	684042002CN	159	690102015	133	692035028CN	156	697200054G	141
681022451	126	682022000G	142	684042003	136	690102015CN	158	692035028G	143	697304018	128
681022451CN	152	682028000	129	684042003CN	160	690102015G	146	692042015	129	697304018G	141
681022451G	139	682028000CN	155	684054001CN	1						

698308015	128	705761000	339	744045015	244	800406000	342	8031251000	199	811150045	206
6983080156	141	705889000	339	744045020	244	800406015	251	8031251500	199	811150087	206
700101000	332	706180304	231	744045025	244	800406020	251	8031252000	199	812050040	207
700101304	229	706180316	231	744045032	244	800406025	251	8031252500	199	812065050	207
700101316	229	706200304	231	744045040	244	800406032	251	8031253000	199	812080050	207
700108000	332	706200316	231	744045050	244	800406040	251	8031500750	199	812000500	207
700114000	332	706250304	231	744045065	244	800406050	251	8031501000	199	812000665	207
700114304	229	706250316	231	744045080	244	800406065	251	8031501500	199	812000080	207
700114316	229	706280304	231	744045100	244	800406080	251	8031502000	199	812125100	207
700133000	332	706280316	231	744045125	244	800406100	251	8031502500	199	812150100	207
700139000	332	706300304	231	744045150	244	800406125	251	8031503000	199	812150125	207
700139304	229	706300316	231	744045200	244	800406150	251	804040015	201	813050040	207
700139316	229	706330304	231	744090015	242	800406200	251	804040030	200	813065050	207
700159000	332	706330316	231	744090020	242	800424000	342	804040045	200	813080050	207
700168000	332	706350304	231	744090025	242	800424316	239	804040087	200	813100065	207
700168304	229	706350316	231	744090032	242	800483000	342	804050015	201	813100080	207
700168316	229	706380304	231	744090040	242	800483316	239	804050030	200	813125100	207
700193000	332	706380316	231	744090050	242	800570000	342	804050045	200	813150100	207
700213304	229	706400304	231	744090065	242	800603000	342	804050087	200	813150125	207
700213316	229	706400316	231	744090080	242	800603316	239	804065015	201	814050045	208
700219000	332	706508304	231	744090100	242	800700000	342	804065030	200	814050087	208
700219304	229	706508316	231	744090125	242	800761000	342	804065045	200	814065045	208
700219316	229	706700304	231	744090150	242	800761316	239	804065087	200	814065087	208
700244000	332	706700316	231	744090200	242	800889000	342	804080015	201	814080045	208
700269000	332	707104304	232	746045015	244	800889316	239	804080030	200	814080087	208
700269304	229	707104316	232	746045020	244	802040025	197	804080045	200	814100045	208
700269316	229	707108304	232	746045025	244	802040050	197	804080087	200	814100087	208
700273000	332	707108316	232	746045032	244	802040075	197	805040000	201	814125045	208
700300000	332	707129304	232	746045040	244	802040100	197	805040045	202	814125087	208
700323000	332	707129316	232	746045050	244	802040150	197	805040087	201	814150045	208
700337000	332	707200304	232	746045065	244	802040200	197	805050000	201	814150087	208
700337304	229	707200316	232	746045080	244	802040250	197	805050045	202	815050040	209
700337316	229	707250304	232	746045100	244	802040300	197	805050087	201	815065050	209
700380000	332	707250316	232	746045125	244	802050025	197	805065000	201	815080050	209
700424000	332	707300304	232	746045150	244	802050050	197	805065045	202	815100065	209
700424304	229	707300316	232	746045200	244	802050075	197	805065087	201	815100080	209
700424316	229	707380304	232	746090015	242	802050100	197	805080045	202	815125100	209
700445000	332	707380316	232	746090020	242	802050150	197	805080087	201	815150100	209
700483000	332	707400304	232	746090025	242	802050200	197	805100015	202	815150125	209
700483304	229	707400316	232	746090032	242	802050250	197	805100030	202	816050040	209
700483316	229	707445304	232	746090040	242	802050300	197	805100045	202	816065050	209
700510000	332	707445316	232	746090050	242	802065025	197	805100087	201	816100065	209
700540000	332	707500304	232	746090065	242	802065050	197	805125015	202	816125100	209
700570000	332	707500316	232	746090080	242	802065075	197	805125030	202	816150100	209
700603000	332	707540304	232	746090100	242	802065100	197	805125045	202	816150125	209
700603304	229	707540316	232	746090125	242	802065150	197	805125087	201	817050040	210
700603316	229	707570304	232	746090150	242	802065200	197	805150015	202	817065040	210
700700000	332	707570316	232	746090200	242	802065250	197	805150030	202	817065050	210
700761000	332	707700304	232	770101000	333	802065300	197	805150045	202	817080065	210
700761304	229	707700316	232	770108000	333	802080025	197	805150087	201	817100050	210
700761316	229	707840304	232	770114000	333	802080050	197	806065075	203	817100065	210
700889000	332	707840316	232	770269000	333	802080075	197	806065130	203	817100080	210
700889304	229	714045015	243	770337000	333	802080100	197	806065200	203	817125065	210
700889316	229	714045020	243	770424000	333	802080150	197	806080075	203	817125100	210
701101304	230	714045025	243	770483000	333	802080200	197	806080130	203	817150100	210
701101316	230	714045032	243	770510000	333	802080250	197	806080200	203	817150125	210
701114304	230	714045040	243	770540000	333	802080300	197	806100075	203	818050040	210
701114316	230	714045050	243	770570000	333	802100025	197	806100130	203	818065050	210
701139304	230	714045065	243	770603000	333	802100050	197	806100200	203	818080065	210
701139316	230	714045080	243	770700000	333	802100075	197	806125075	203	818100050	210
701168304	230	714045100	243	770761000	333	802100100	197	806125130	203	818100065	210
701168316	230	714045125	243	770889000	333	802100150	197	806125200	203	818100080	210
701219304	230	714045150	243	774213000	333	802100200	197	807050040	203	818125100	210
701219316	230	714045200	243	775269000	333	802100250	197	807065050	203	818150125	210
701337304	230	714090015	241	775337000	333	802100300	197	807080000	203	819040000	211
701337316	230	714090020	241	775424000	333	802125025	197	807100000	203	819040001	211
701424304	230	714090025	241	775483000	333	802125050	197	807125000	203	819040002	212
701424316	230	714090032	241	775603000	333	802125075	198	808040045	204	819040003	212
701483304	230	714090040	241	800101000	342	802125100	198	808040087	204	819040004	213
701483316	230	714090050	241	800101316	239	802125150	198	808050045	204	819050000	211
701603304	230	714090065	241	800104015	250	802125200	198	808050087	204	819050001	211
701603316	230	714090080	241	800104020	250	802125250	198	808065045	204	819050002	212
701761304	230	714090100	241	800104025	250	802125300	198	808065087	204	819050003	212
701761316	230	714090125	241	800104032	250	802150025	198	808080045	204	819050004	213
701889304	230	714090150	241	800104040	250	802150050	198	808080087	204	819065000	211
701889316	230	714090200	241	800104050	250	802150075	198	808100045	204	819065001	211
704101000	334	716045015	243	800104065	250	802150100	198	808100087	204	819065002	212
704108000	334	716045020	243	800104080	250	802150150	198	808125045	204	819065003	212
704114000	334	716045025	243	800104100	250	802150200	198	808125087	204	819065004	213
704133000	334	716045032	243	800104125	250	802150250	198	808150045	204	819080000	211
704139000	334	716045040	243	800104150	250	802150300	198	808150087	204	819080001	211
704159000	334	716045050	243	800104200	250	8030400250	198	809050040	205	819080002	212
704168000	334	716045065	243	800106015	251	8030400500	198	809065040	205	819080003	212
704172000	334	716045080	243	800106020	251	8030400750	198	809065050	205	819080004	213
704193000	334	716045100	243	800106025	251	8030401000	198	809080050	205	819100000	211
704213000	334	716045125	243	800106032	251	8030401500	198	809100040	205	819100001	211
704219000	334	716045150	243	800106040	251	8030402000	198	809100050	205	819100002	212
704244000	334	716045200	243	800106050	251	8030402500	198	809100065	205	819100003	212
704269000	334	716090015	241	800106065	251	8030403000	198	809100080	205	819100004	213
704273000	334	716090020	241	800106080	251	8030500250	198	809125050	205</		

820100010	214	870022013	167	946032015	247	983112001	299
820125006	214	870028019	167	946032020	247	983112002	300
820125010	214	870035019	167	946032025	247	983114000	298
820150006	214	870042019	167	946040015	247	983114001	299
820150010	214	870054019	167	946040020	247	983114002	300
820205000	214	87015013	167	946040025	247	983200000	298
820260000	214	87018013	167	946040032	247	983200001	299
820440006	216	87022013	167	946050020	247	983200002	300
820440010	216	87028019	167	946050025	247	983212000	298
820500006	216	87035019	167	946050032	247	983212001	299
820500010	216	87042019	167	946050040	247	983212002	300
820650006	216	87054019	167	946065032	247	983300000	298
820650010	216	872015013	167	946065040	247	983300001	299
820800006	216	872018013	167	946065050	247	983300002	300
820800010	216	872022013	167	946080032	247	983304000	298
821000006	216	872028019	167	946080040	247	983304001	299
821000010	216	872035019	167	946080050	247	983304002	300
821250006	216	872042019	167	946080065	247	983308000	298
821250010	216	872054019	167	946100050	247	983308001	299
821500006	216	873015013	168	946100065	247	983308002	300
821500010	216	873018013	168	946100080	247	983400000	298
822040006	217	873022013	168	946125080	247	983400001	299
822040010	217	873028019	168	946125100	247	983400002	300
822050006	217	873035019	168	946150080	247	984100000	303
822050010	217	873042019	168	946150100	247	984102000	303
822065006	217	873054019	168	946150125	247	984112000	303
822065010	217	874015013	168	946200100	247	984114000	303
822080006	217	874018013	168	946200125	247	984200000	303
822080010	217	874022013	168	946200150	247	984304000	303
822100006	217	874028019	168	950100001	447	985100000	301
822100010	217	874035019	168	950100002	446	985102000	301
822125006	217	874042019	168	950102001	447	985112000	301
822125010	217	874054019	168	950110001	447	985114000	301
822150006	217	914020015	245	950110002	446	985200000	301
822150010	217	914025015	245	950110003	447	985212000	301
823040000	219	914025020	245	950114001	447	985300000	301
823040001	219	914032015	245	950114002	446	985304000	301
823040002	220	914032020	245	950114003	447	985400000	301
823040003	220	914032025	245	950304001	447	986100000	302
823040004	221	914040015	245	951100000	448	986102000	302
823050000	219	914040020	245	951102000	448	986104000	302
823050001	219	914040025	245	951112000	448	986112000	302
823050002	220	914040032	245	951114000	448	986114000	302
823050003	220	914050020	245	951200000	448	986200000	302
823050004	221	914050025	245	951304000	448	986212000	302
823065000	219	914050032	245	951308000	448	986300000	302
823065001	219	914050040	245	952100000	448	986304000	302
823065002	220	914065032	245	952102000	448	986308000	302
823065003	220	914065040	245	952112000	448	986400000	302
823065004	221	914065050	245	952114000	448	999000000	449
823080000	219	914080032	245	952200000	448	999000200	449
823080001	219	914080040	245	952304000	448		
823080002	220	914080050	245	952308000	448		
823080003	220	914080065	245	958100000	446		
823080004	221	914100050	245	958114000	446		
823100000	219	914100065	245	960100000	447		
823100001	219	914100080	245	960114000	447		
823100002	220	914125080	245	971102000	454		
823100003	220	914125100	245	971308000	454		
823100004	221	914150080	245	973040002	461		
823125000	219	914150100	245	973040003	461		
823125001	219	914150125	245	973060002	461		
823125002	220	914200100	245	973060003	461		
823125004	221	914200125	245	973080002	461		
823150000	219	914200150	245	973080003	461		
823150001	219	916020015	246	973100002	461		
823150002	220	916025015	246	973100003	461		
823150004	221	916025020	246	973102000	454		
8240500600	221	916032015	246	973120002	461		
8240500750	221	916032020	246	973120003	461		
8240501000	221	916032025	246	973308000	454		
8240501100	221	916040015	246	973308001	454		
8240501250	221	916040020	246	974308000	454		
8240501500	221	916040025	246	975102006	460		
8240502000	221	916040032	246	975104000	460		
8240502500	221	916050020	246	975104006	460		
825040011	222	916050025	246	975108000	460		
825040022	222	916050032	246	975308000	460		
825040033	223	916050040	246	975308006	460		
825040044	223	916065032	246	979000000	461		
825050011	222	916065040	246	979102002	460		
825050022	222	916065050	246	979304002	460		
825050033	223	916080032	246	979308002	460		
825050044	223	916080040	246	981100000	295		
825065011	222	916080050	246	981102000	295		
825065022	222	916080065	246	981104000	295		
825065033	223	916100050	246	981112000	295		
825065044	223	916100065	246	981114000	295		
8260000002	224	916100080	246	981200000	295		
826040000	224	916125080	246	981304000	295		
826040001	224	916125100	246	981308000	295		
826050000	224	916150080	246	982100000	296		
826050001	224	916150100	246	982100001	297		
826065000	224	916150125	246	982102000	296		
826065001	224	916200100	246	982102001	297		
826080001	224	916200125	246	982104000	296		
826100001	224	916200150	246	982112000	296		
826125001	224	942130000	451	982112001	297		
826150001	224	942175881	452	982114000	296		
827040000	213	942195000	450	982114001	297		
827050000	213	942195001	451	982200000	296		
827065000	213	942195002	452	982200001	297		
827080000	213	942195003	452	982212000	296		
827100000	213	942195004	450	982300000	296		
827125000	213	942195005	451	982304000	296		
827150000	213	942195006	452	982304001	297		
850CL020003	169	942195007	452	982308000	296		
850NS000000	190	942205881	452	982308001	297		
850NS020050	169	942240000	450	983100000	298		
850VR020060	169	942240001	451	983100001	299		
850VR020094	169	942245001	451	983100002	300		
851000190	449	942245003	452	983102000	298		
851000230	449	942245881	452	983102001	299		
851000260	449	942460000	450	983102002	300		
851000290	449	942460001	451	983104000	298		
855000000	449	946020015	247	983104001	299		
870015013	167	946025015	247	983104002	300		
870018013	167	946025020	247	983112000	298		

Catalogo/Listino - Catalogue/Price list

Edizione-Edition 01/2018

Si ringrazia per la restituzione della allegata cartolina istituita per un controllo sulla effettiva distribuzione dei cataloghi come richiesto dalla normativa UNI-EN ISO 9001-2008.

We kindly ask you to send the enclosed card aimed to check the actual distribution of catalogues back to us, as required by UNI-EN ISO 9001-2008



Timbro Ditta

Consegnato al Sig.

Vi diamo conferma della consegna del Vostro catalogo alla Ditta sopra menzionata.

Grazie

Date Firma del Rappresentante

**Da ritornare a "Raccorderie Metalliche" per fax o mail ai seguenti riferimenti:
fax +39 0376 96422 - info@racmet.com**



Company Stamp

Catalogue delivered to Mr.

We hereby confirm the delivery of your catalogue to the aforementioned Company.

Thank you

Date Signature of
Representative of the Company

**To be sent back to "Raccorderie Metalliche" by Telefax or email as follows:
fax +39 0376 96422 - info@racmet.com**





RACORDERIE METALLICHE S.P.A.

Strada Sabbionetana, 59
46010 Campitello di Marcaria (MN) ITALY
Tel. +39 0376 96001
Fax. +39 0376 96422
info@racmet.com
raccorderiemetalliche.com
follow us on  