



Sistemi di raccordi a pressare profilo UNIKO

PRESS FITTING SYSTEMS UNIKO PROFILE

PRESSFITTINGSYSTEME UNIKO-PROFIL

SYSTÈME À SERTIR PROFIL UNIKO

SISTEMA DE ACCESORIOS PARA PRENSAR PERFIL UNIKO

Il sistema pressfitting - profilo UNIKO

The UNIKO Profile pressfitting system

Il Pressfitting è un sistema di giunzione tra tubi con raccordi che vengono uniti per mezzo di macchine pressatrici elettromeccaniche. La pressatura deforma permanentemente il raccordo sul tubo realizzando la tenuta meccanica, mentre la guarnizione O-Ring garantisce la tenuta idraulica. Il processo di pressatura garantisce collegamenti di qualità costante, riproducibile e utilizzando un minimo sforzo fisico da parte dell'operatore.

La **gamma con profilo UNIKO** ha il grande vantaggio di poter essere pressata **sia con attrezzature a profilo M che V.**

Si tratta di una grande **innovazione brevettata e certificata** dai principali enti certificatori, disponibile sia per acqua che per gas. Gli utilizzatori profilo V e profilo M potranno scegliere la nostra nuova proposta con profilo UNIKO senza dover investire in nuove attrezzature e in nuove competenze.




Il vasto assortimento dei componenti, in acciaio inossidabile e in rame, è disponibile dal Ø 12 fino al Ø 54 mm compreso.

Pressfitting is a joint system between pipes with fittings that are joined by means of electromechanical pressing machines. The pressing permanently deforms the fitting on the pipe creating the mechanical seal, while the O-Ring seal guarantees the hydraulic seal. The pressing process guarantees connections of constant quality, reproducible and using minimal physical effort on the part of the operator.

The **range with UNIKO profile** has the great advantage of being able to **be pressed with both M and V profile equipment.**

This is a great patented innovation certified by the main certifying bodies, available for both water and gas. Profile V and profile M users will be able to choose our new proposal with UNIKO profile without having to invest in new equipment and new skills.

The wide range of components, in stainless steel and copper, is available from Ø 12 up to and including Ø 54 mm.



Le fasi di installazione - profilo UNIKO

Installation process - UNIKO profile



Attrezzatura per la preparazione del tubo / Tools for the pipe set-up



Macchine e attrezzature per la pressata / Pressing machines and tools



Taglio del tubo / Cutting the pipe to length



Sbavatura del tubo / Deburring the pipe



Controllo O-ring / Checking the sealing ring



Marcatura della profondità d'innesto / Marking the insertion depth



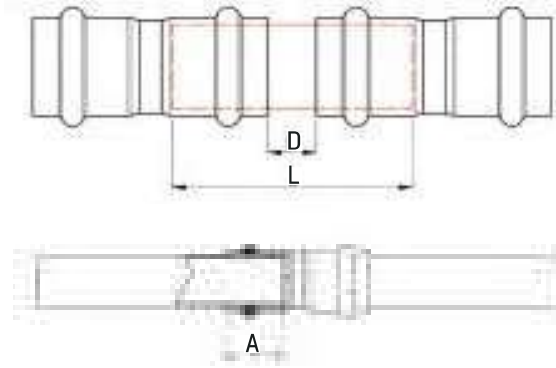
Preparazione della macchina pressatrice / Press machine preparation



Assemblaggio attraverso pressatura / Making the press connection



Controllo della pressatura / Checking the press connection



A = Quota d'innesto
D = Distanza minima
L = Lunghezza minima di tubo

A = insertion depth
D = minimum distance
L = minimum pipe length tubo

Profondità d'innesto e distanze minime

Insertion depth and minimum distances

VIDEO TUTORIAL













Scopri sul nostro canale YouTube, come installare il sistema Pressfitting !

Find out more on our YouTube channel, how to install Pressfitting system !



Diametro esterno tubi in mm Pipe outside diameter in mm	A mm	D mm	L mm
12	18	20	56
14	22	20	64
15	22	20	64
16	22	20	64
18	22	20	64
22	24	20	68
28	24	20	68
35	27	20	74
42	36	40	112
54	41	40	122

Certificazioni / Certifications

		PRODUKTE DER WASSERVERSORGUNG	DW8511CS0383	Ø 15 – 54 mm
		EDELSTAHLROHR "INOXPRES" – 1,4404	DV-7301 BM3426 (GW 541)	Ø 15 – 54 mm
		EDELSTAHLROHR "INOXPRES" – 1,4521	DW-7301 BT0667 (GW 541)	Ø 15 – 54 mm
		TRINKWASSERVERTEILSYSTEME	1911-6889	Ø 15 – 54 mm
		RACCORDI A PRESSARE IN RAME E BRONZO / COPPER AND BRASS FITTINGS PRODOTTI E COMPONENTI UTILIZZATI A CONTATTO CON ACQUA POTABILE PRODUCT AND ELEMENTS IN CONTACT WITH DRINKING WATER	ICIM-CAP-009671-04	Ø 15 – 54 mm
		INOXPRES UNIKO PRESSFITTING SYSTEM – HYGIENIC CERTIFICATION	RU.01.PA.02.013.E.000258.03.20	Ø 15 – 54 mm

Campi di applicazione / Fields of application

inoxPRES UNIKO®



**Acqua potabile
Potable water**



**Riscaldamento
Heating**



**Raffrescamento
Cooling**



**Olio / gasolio
Oil / diesel fuel
FKM O-Ring**



**Acque di
processo
Process water**



**Aria compressa
Compressed air**



**Antincendio
Fire protection systems**

inoxPRES UNIKO® O-ring EPDM
Nero | Black | Schwarz | Noir | Negro






I prezzi dei tubi sono validi fino a nuova comunicazione.
Pipe prices are valid until new update.
Die Rohrpreise gelten bis auf weiteres.
Les prix des tubes sont valables jusqu'à nouvelle communication.
Los precios de las tuberías son válidos hasta nueva comunicación.

116/200 6 m**B 30 31****TUBO IN ACCIAIO INOSSIDABILE**

- STAINLESS STEEL PIPE
- EDELSTAHL ROHR
- TUBE EN ACIER INOXYDABLE
- TUBO DE ACERO INOXIDABLE

NORM: EN 10217-7 (DIN 17455) - EN 10312

Mat. Nr.: 1.4404 (AISI 316L) L=6 m
Crudo - Not annealed - Ungelüht - Non-hypertrempé - Crudo

CODE	Dimensions mm x mm	Ø int mm	L m	 kg/m	Volume l/m	Minimum package m	Bundle m	€/m
116015200	15 x 1,0	13	6	0,351	0,133	60	1014	20,01
116018200	18 x 1,0	16	6	0,426	0,201	60	1014	22,75
116022200	22 x 1,2	19,6	6	0,625	0,302	60	762	31,71
116028200	28 x 1,2	25,6	6	0,805	0,514	30	546	40,02
116035200	35 x 1,5	32	6	1,258	0,804	30	546	60,46
116042200	42 x 1,5	39	6	1,521	1,194	30	366	72,23
116054200	54 x 1,5	51	6	1,972	2,042	30	366	92,78




I prezzi dei tubi sono validi fino a nuova comunicazione.
Pipe prices are valid until new update.
Die Rohrpreise gelten bis auf weiteres.
Les prix des tubes sont valables jusqu'à nouvelle communication.
Los precios de las tuberías son válidos hasta nueva comunicación.

116/300**B 30 31****TUBO IN ACCIAIO INOSSIDABILE**

- STAINLESS STEEL PIPE
- EDELSTAHL ROHR
- TUBE EN ACIER INOXYDABLE
- TUBO DE ACERO INOXIDABLE

NORM: EN 10217-7 (DIN 17455) - EN 10312

Mat. Nr.: 1.4404 (AISI 316L) L=6 m
Ricotto - Annealed - Geglüht - Hypertrempé - Recocido

CODE	Dimensions mm x mm	Ø int mm	L m	 kg/m	Volume l/m	Minimum package m	Bundle m	€/m
116015300	15 x 1,0	13	6	0,351	0,133	60	1014	30,53
116018300	18 x 1,0	16	6	0,426	0,201	60	1014	32,80
116022300	22 x 1,2	19,6	6	0,625	0,302	60	762	44,01
116028300	28 x 1,2	25,6	6	0,805	0,514	30	546	53,99
116035300	35 x 1,5	32	6	1,258	0,804	30	546	79,56
116042300	42 x 1,5	39	6	1,521	1,194	30	366	95,40
116054300	54 x 1,5	51	6	1,972	2,042	30	366	120,97




I prezzi dei tubi sono validi fino a nuova comunicazione.
Pipe prices are valid until new update.
Die Rohrpreise gelten bis auf weiteres.
Les prix des tubes sont valables jusqu'à nouvelle communication.
Los precios de las tuberías son válidos hasta nueva comunicación.

116/030 6 m**B 30 33****TUBO IN ACCIAIO INOSSIDABILE**

- STAINLESS STEEL PIPE
- EDELSTAHL ROHR
- TUBE EN ACIER INOXYDABLE
- TUBO DE ACERO INOXIDABLE

NORM: EN 10217-7 (DIN 17455) - EN 10312

Mat. Nr.: 1.4521 (AISI 444) L=6 m
Ricotto - Annealed - Geglüht - Hypertrempé - Recocido

CODE	Dimensions mm x mm	Ø int mm	L m	 kg/m	Volume l/m	Minimum package m	Bundle m	€/m
116015030	15 x 1,0	13	6	0,351	0,133	60	1014	12,94
116018030	18 x 1,0	16	6	0,426	0,201	60	1014	14,88
116022030	22 x 1,2	19,6	6	0,625	0,302	60	762	21,45
116028030	28 x 1,2	25,6	6	0,805	0,514	30	546	27,59
116035030	35 x 1,5	32	6	1,258	0,804	30	546	41,64
116042030	42 x 1,5	39	6	1,521	1,194	30	366	50,58
116054030	54 x 1,5	51	6	1,972	2,042	30	366	64,88

NOTA / NOTE

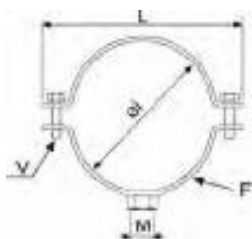
Per le specifiche certificazioni delle tubazioni in ogni singolo paese, vedere sito web raccorderiemetalliche.com

For pipes certification's details of each country, please check our website raccorderiemetalliche.com

Die für jedes einzelne Land spezifischen Zertifizierungen der Rohre finden Sie auf die Website raccorderiemetalliche.com

Pour toute certification de tubes dans chaque pays, voir le site internet raccorderiemetalliche.com

Para conocer las certificaciones específicas de las tuberías en cada país, consulte el sitio web raccorderiemetalliche.com



156

A 50 50

COLLARE PER TUBO INOXPRES

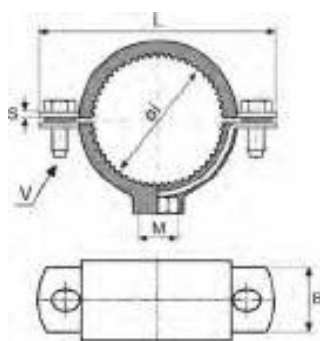
- CLAMP FOR INOXPRES PIPE
- ROHRSCHELLE FÜR INOXPRES ROHR
- COLLIER POUR TUBE INOXPRES
- ABRAZADERA PARA TUBO INOXPRES

MATERIAL: AISI 304 - 1.4301

NOTE: dado saldato con puntatura elettrica spot welded nut

CODE	DN mm	M	F Lg x Sp mm	V mm	L mm	g			€
156015304	15	M 8	20 x 2,5	M 6 x 20	48	52	1	50*	6,29
156308304	18	M 8	20 x 2,5	M 6 x 20	53,5	58	1	50*	6,29
156102304	22	M 8	20 x 2,5	M 6 x 20	58	62	1	50*	6,06
156304304	28	M 8	20 x 2,5	M 6 x 20	63,5	68	1	50*	6,27
156100304	35	M 8	20 x 2,5	M 6 x 20	70	76	1	50*	7,01
156114304	42	M 8	20 x 2,5	M 6 x 20	79	88	1	50*	7,77
156054304	54	M 8	20 x 2,5	M 6 x 25	94	102	1	50*	9,14

[*] unità minima di vendita / minimum selling quantity



Conforme a
Conform to
Entsprechend
Correspondant
Conforme a la

DIN 4109

156/G

A 50 50

COLLARE GOMMA PER TUBO INOXPRES

- CLAMP WITH RUBBER FOR INOXPRES PIPE
- ROHRSCHELLE MIT GUMMIEINLAGE FÜR INOXPRES ROHR
- COLLIER DE FIXATION GARNITURE ISOPHONIQUE POUR TUBE INOXPRES
- ABRAZADERA ISOFÓNICA PARA TUBO INOXPRES

MATERIAL: AISI 304 - 1.4301

VULCANIZED RUBBER:

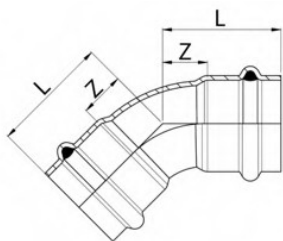
EPDM [-20°
C/+120° C]
durezza/hardness
55 Shore

NOTE: dado saldato con puntatura elettrica spot welded nut

CODE	DN mm	M	V mm	B mm	S mm	L mm	g		€	
156150304G	15	M 8	M 6 x 20	20	2,5	58	72	1	50*	12,79
156308304G	18	M 8	M 6 x 20	20	2,5	58	76	1	50*	12,79
156102304G	22	M 8	M 6 x 20	20	2,5	63,5	86	1	50*	13,04
156304304G	28	M 8	M 6 x 20	20	2,5	70	94	1	50*	13,56
156100304G	35	M 8	M 6 x 20	20	2,5	79	112	1	50*	14,36
156114304G	42	M 8	M 6 x 20	20	2,5	85	120	1	50*	16,74
156112304G	54	M 8	M 6 x 25	20	2,5	97	142	1	50*	18,25

[*] unità minima di vendita / minimum selling quantity

B 10 22



181/450 U

CURVA 45° FF

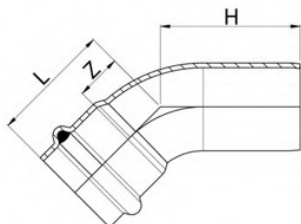
- 45° ELBOW FF
- BOGEN 45° II
- COUDE FF 45°
- CURVA 45° HH

MATERIAL: AISI 316L – 1.4404

O-RING: EPDM nero – black – Schwarz – noir – negro

CODE	De mm	Radius	L mm	Z mm				€
181015450CU	15	1,2 De	29,5	7,5	42	20	300	17,45
181018450CU	18	1,2 De	31,5	9,5	50	20	300	19,31
181022450CU	22	1,2 De	34	10	67	20	100	22,41
181028450CU	28	1,2 De	39	15	96	10	100	26,98
181035450U	35	1,2 De	47,5	19,5	140	10	60	30,72
181042450U	42	1,2 De	59	23	212	4	32	49,76
181054450U	54	1,2 De	69	28	308	2	20	63,87

B 10 22



181/451 U

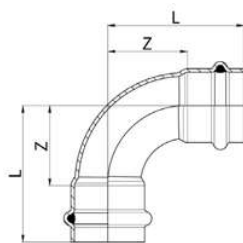
CURVA 45° MF

- 45° ELBOW MF
- BOGEN 45° IA
- COUDE MF 45°
- CURVA 45° HM

MATERIAL: AISI 316L – 1.4404

O-RING: EPDM nero – black – Schwarz – noir – negro

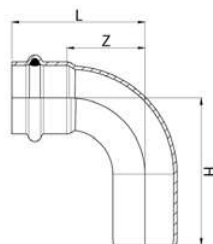
CODE	De mm	Radius	L mm	H mm	Z mm				€
181015451CU	15	1,2 De	29,5	36,5	7,5	39	20	300	17,45
181018451CU	18	1,2 De	31,5	38	9,5	48	20	300	18,68
181022451CU	22	1,2 De	34	42	10	65	20	100	21,14
181028451CU	28	1,2 De	39	45	15	92	10	100	25,15
181035451U	35	1,2 De	47,5	57,5	19,5	141	10	60	28,62
181042451U	42	1,2 De	59	72	23	213	4	40	47,86
181054451U	54	1,2 De	69	78	28	305	2	20	61,43

**181/900 U****B 10 22****CURVA 90° FF**

- 90° ELBOW FF
- BOGEN 90° II
- COUDE FF 90°
- CURVA 90° HH

MATERIAL: AISI 316L - 1.4404**O-RING:** EPDM nero - black - Schwarz - noir - negro

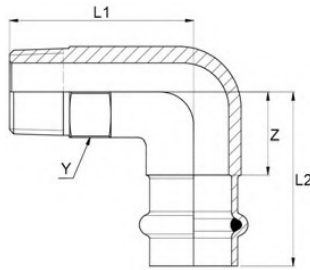
CODE	De mm	Radius	L mm	Z mm				€
181015900CU	15	1,2 De	40	18	49	20	300	13,31
181018900CU	18	1,2 De	42	20	60	20	200	15,23
181022900CU	22	1,2 De	49	25	83	10	100	18,44
181028900CU	28	1,2 De	58	34	122	10	100	24,45
181035900U	35	1,2 De	72	44	181	5	50	38,22
181042900U	42	1,2 De	88	52	273	2	30	65,60
181054900U	54	1,2 De	107	66	409	2	16	91,53

**181/901 U****B 10 22****CURVA 90° MF**

- 90° ELBOW MF
- BOGEN 90° IA
- COUDE MF 90°
- CURVA 90° HM

MATERIAL: AISI 316L - 1.4404**O-RING:** EPDM nero - black - Schwarz - noir - negro

CODE	De mm	Radius	L mm	H mm	Z mm				€
181015901CU	15	1,2 De	40	41	18	43	20	300	13,97
181018901CU	18	1,2 De	42	44	20	54	20	200	15,84
181022901CU	22	1,2 De	49	51	25	76	10	100	19,02
181028901CU	28	1,2 De	58	58	34	111	10	100	23,82
181035901U	35	1,2 De	72	82	44	182	5	50	35,02
181042901U	42	1,2 De	88	100	52	272	2	30	63,54
181054901U	54	1,2 De	107	120	66	414	2	16	92,06



197 U

B 10 22

GOMITO MISTO 90° FILETTO M

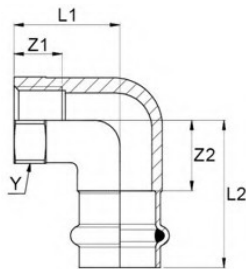
- ELBOW ADAPTER 90° WITH MALE THREAD
- ÜBERGANGSWINKEL 90° AG
- EQUERRE 90° AVEC FILETAGE M
- CODO MACHO

MATERIAL: AISI 316L – 1.4404

O-RING: EPDM nero – black – Schwarz – noir – negro

THREAD: EN 10226-1 (ex ISO 7/1)

CODE	De x R mm x inch	L1 mm	L2 mm	Z mm	Y mm				€
197102015U	15 x 1/2"	44,5	42	20	22	116	10	150	27,15
197102018U	18 x 1/2"	44,5	42	20	22	124	10	150	31,08
197102022U	22 x 1/2"	44,5	44	20	22	137	10	150	35,55
197304022U	22 x 3/4"	49	45	21	27	159	10	100	39,85
197304028U	28 x 3/4"	49	45	21	27	182	5	50	53,11
197100028U	28 x 1"	52,5	49	25	35	279	5	50	53,63



198 U

B 10 22

GOMITO MISTO 90° FILETTO F

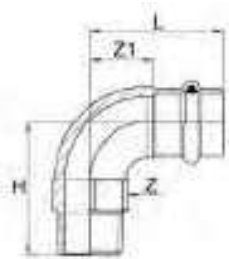
- ELBOW ADAPTER 90° WITH FEMALE THREAD
- ÜBERGANGSWINKEL 90° IG
- EQUERRE 90° AVEC FILETAGE F
- CODO HEMBRA

MATERIAL: AISI 316L – 1.4404

O-RING: EPDM nero – black – Schwarz – noir – negro

THREAD: EN 10226-1 (ex ISO 7/1)

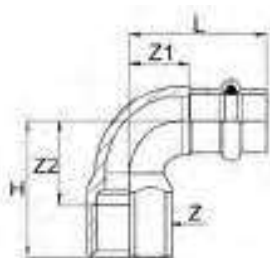
CODE	De x Rp mm x inch	L1 mm	L2 mm	Z1 mm	Z2 mm	Y mm				€
198102015U	15 x 1/2"	33	44	15	22	27	129	10	150	28,66
198102018U	18 x 1/2"	33	44	15	22	27	137	10	150	32,93
198102022U	22 x 1/2"	33	46	15	22	27	148	10	100	36,73
198304022U	22 x 3/4"	38	46	19	22	30	155	10	100	40,19
198100028U	28 x 1"	48	51	21	27	40	349	5	50	52,44

**186/M U****B 10 22****CURVA FILETTATA 90° FILETTO M**

- 90° ELBOW MALE BSP
- BOGEN 90° MIT AG
- COUDE 90° AVEC FILETAGE M
- CODO A 90° MH

MATERIAL: AISI 316L - 1.4404**O-RING:** EPDM nero - black - Schwarz - noir - negro**THREAD:** EN 10226-1 (ex ISO 7/1)

CODE	De x R mm x inch	L mm	H mm	Z mm	Z1 mm				€
186102015CU	15 x 1/2"	39	39	22	17	87	20	300	40,77
186102018CU	18 x 1/2"	42	42	24	20	105	20	200	42,73
186304022CU	22 x 3/4"	47	49	28	24	153	10	100	49,94
186100028CU	28 x 1"	54	63	36	30	275	10	50	59,21

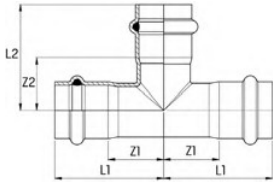
**186/F U****B 10 22****CURVA FILETTATA 90° FILETTO F**

- 90° ELBOW FEMALE BSP
- BOGEN 90° MIT IG
- COUDE 90° AVEC FILETAGE F
- CODO A 90° HH

MATERIAL: AISI 316L - 1.4404**O-RING:** EPDM nero - black - Schwarz - noir - negro**THREAD:** EN 10226-1 (ex ISO 7/1)

CODE	De x Rp mm x inch	L mm	H mm	Z mm	Z1 mm	Z2 mm				€
186102015FCU	15 x 1/2"	39	39	24	17	24	89	20	200	42,57
186304018FCU	18 x 3/4"	42	48	32	20	29	161	10	100	50,76

B 10 22






182 U

“T”

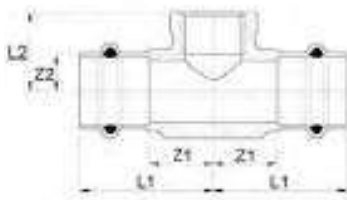
- EQUAL TEE
- T-STÜCK
- TÉ ÉGAL
- TE IGUAL HHH

MATERIAL: AISI 316L – 1.4404

O-RING: EPDM nero – black – Schwarz – noir – negro

CODE	De mm	L1 mm	L2 mm	Z1 mm	Z2 mm				€
182015000U	15	43	41	21	19	81	20	200	23,96
182018000U	18	45	43	23	21	97	20	100	27,57
182022000U	22	49	47,5	25	23,5	128	10	80	28,97
182028000U	28	52	51,5	28	27,5	168	5	50	34,81
182035000U	35	62	58,5	34	30,5	236	4	32	43,44
182042000U	42	75	70,5	39	34,5	352	4	20	61,44
182054000U	54	89	83,5	48	42,5	516	2	12	73,27

B 10 22



189 U




“T” CON DERIVAZIONE FILETTO F

- BRANCH TEE FEMALE BSP OUTLET
- T-STÜCK MIT ABGANG IG
- TÉ MIXTE AVEC FILETAGE F
- TE HEMBRA ROSCADA

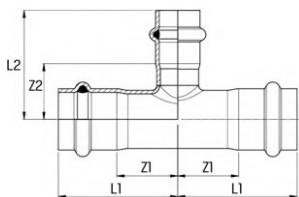
MATERIAL: AISI 316L – 1.4404

O-RING: EPDM nero – black – Schwarz – noir – negro

THREAD: EN 10226-1 (ex ISO 7/1)




CODE	De x Rp x De mm x inch x mm	L1 mm	L2 mm	Z1 mm	Z2 mm				€
189102015U*	15 x 1/2" x 15	38,5	22,5	16,5	8,5	120	20	100	26,49
189102018U*	18 x 1/2" x 18	38	24	16	10	132	20	100	27,18
189304018U*	18 x 3/4" x 18	42,5	30	20,5	14	173	10	100	33,10
189102022U*	22 x 1/2" x 22	41	26	18	12	164	10	100	29,07
189304022U*	22 x 3/4" x 22	43,5	30	20,5	14	189	10	100	33,17
189102028U*	28 x 1/2" x 28	42	29	18	15	203	10	50	31,96
189304028U*	28 x 3/4" x 28	45	30	21	14	226	10	50	38,00
189100028U*	28 x 1" x 28	45	34	21	16	271	5	50	60,10
189102035U	35 x 1/2" x 35	62	50	34	35	231	5	40	38,32
189102042U	42 x 1/2" x 42	75	53,5	39	38,5	319	4	20	47,45
189102054U	54 x 1/2" x 54	89	61	48	46	448	2	14	57,35

[*] senza saldatura – seamless – nahtlos – sans soudure – sin soldadura

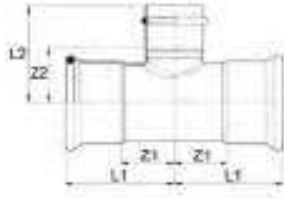
**192 U****“T” RIDOTTO**

- REDUCING TEE
- T-STÜCK MIT REDUZIERTEM ABGANG
- TÉ RÉDUIT
- TE REDUCIDA HHH

MATERIAL: AISI 316L - 1.4404**O-RING:** EPDM nero - black - Schwarz - noir - negro

CODE	De mm	L1 mm	L2 mm	Z1 mm	Z2 mm				€
192018015U	18 x 15 x 18	45	42,5	23	20,5	94	20	100	23,68
192022015U	22 x 15 x 22	49	45	25	23	116	10	100	24,81
192022018U	22 x 18 x 22	49	45,5	25	23,5	119	10	100	26,09
192028015U	28 x 15 x 28	52	47,5	28	25,5	148	10	50	29,56
192028018U	28 x 18 x 28	52	48	28	26	152	10	50	30,26
192028022U	28 x 22 x 28	52	50	28	26	158	10	50	32,26
192035015U	35 x 15 x 35	62	51	34	29	204	5	35	37,65
192035018U	35 x 18 x 35	62	51,5	34	29,5	207	5	35	38,16
192035022U	35 x 22 x 35	62	53,5	34	29,5	214	5	35	39,39
192035028U	35 x 28 x 35	62	55	34	31	224	5	35	40,96
192042018U	42 x 18 x 42	75	55	39	33	295	4	20	54,50
192042022U	42 x 22 x 42	75	57	39	33	301	4	20	56,42
192042028U	42 x 28 x 42	75	58,5	39	34,5	311	4	20	57,67
192042035U	42 x 35 x 42	75	61	39	33	322	4	20	59,02
192054022U	54 x 22 x 54	89	64,5	48	40,5	431	2	16	62,22
192054028U	54 x 28 x 54	89	66	48	42	440	2	16	64,80
192054035U	54 x 35 x 54	89	68,5	48	40,5	451	2	16	66,07
192054042U	54 x 42 x 54	89	78	48	42	480	2	16	70,83

B 10 12



192 M_U

"T" RIDOTTO

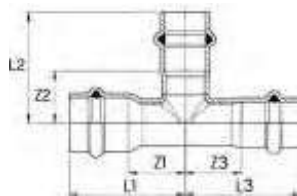
- REDUCING TEE
- T-STÜCK MIT REDUZIERTEM ABGANG
- TÉ RÉDUIT
- TE REDUCIDA HHH

MATERIAL: AISI 316L - 1.4404

O-RING: EPDM nero - black - Schwarz - noir - negro

CODE	De mm	L1 mm	L2 mm	Z1 mm	Z2 mm	g			€
192076022U	76,1 x 22 x 76,1	108	76,5	53	52,5	952	2	2	306,54
192076028U	76,1 x 28 x 76,1	108	78	53	54	964	2	2	331,41
192076035U	76,1 x 35 x 76,1	108	80,5	53	52,5	975	2	2	356,31
192076042U	76,1 x 42 x 76,1	108	90	53	54	1004	2	2	384,41
192076054U	76,1 x 54 x 76,1	108	95,5	53	54,5	1034	2	2	409,34
192088022U	88,9 x 22 x 88,9	132	84	72	60	1316	2	2	325,19
192088028U	88,9 x 28 x 88,9	132	85,5	72	61,5	1329	2	2	343,85
192088035U	88,9 x 35 x 88,9	132	88	72	60	1340	2	2	374,75
192088042U	88,9 x 42 x 88,9	132	97,5	72	61,5	1369	2	2	395,75
192088054U	88,9 x 54 x 88,9	132	103	72	62	1398	2	2	419,01
192108022U	108 x 22 x 108	155	93,5	80	69,5	1910	2	2	349,39
192108028U	108 x 28 x 108	155	95	80	71	1922	2	2	365,98
192108035U	108 x 35 x 108	155	97,5	80	69,5	1933	2	2	405,42
192108042U	108 x 42 x 108	155	107	80	71	1962	2	2	419,01
192108054U	108 x 54 x 108	155	112,5	80	71,5	1990	2	2	456,10

B 10 22



192/L U

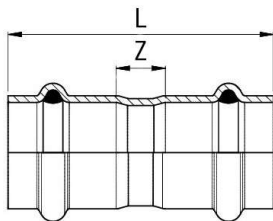
"T" RIDOTTO

- REDUCING TEE
- T-STÜCK MIT REDUZIERTEM ABGANG
- TÉ RÉDUIT
- TE REDUCIDA HHH

MATERIAL: AISI 316L - 1.4404




O-RING: EPDM nero - black - Schwarz - noir - negro

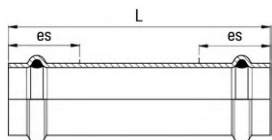
CODE	De mm	L1 mm	L2 mm	L3 mm	Z1 mm	Z2 mm	Z3 mm	g			€
192181515U	18 x 15 x 15	43	43	41	21	21	19	85	20	100	29,11

**183/000 U****B 10 22****MANICOTTO**

- COUPLING
- MUFFE
- MANCHON
- MANGUITO HH




MATERIAL: AISI 316L - 1.4404**O-RING:** EPDM nero - black - Schwarz - noir - negro

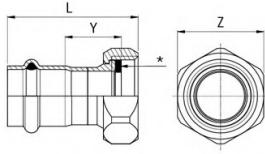
CODE	De mm	L mm	Z mm				€
183015000U	15	57	13	42	20	400	9,01
183018000U	18	57	13	49	20	300	10,26
183022000U	22	59	11	61	20	200	11,79
183028000U	28	61	13	81	10	150	13,46
183035000U	35	70	14	111	10	80	17,10
183042000U	42	84	12	164	4	40	23,13
183054000U	54	92	10	223	2	24	28,68

**183/001 U****B 10 22****MANICOTTO PASSANTE**

- SLIP COUPLING
- SCHIEBEMUFFE
- MANCHON LONG
- MANGUITO SIN TOPE

MATERIAL: AISI 316L - 1.4404**O-RING:** EPDM nero - black - Schwarz - noir - negro

CODE	De mm	L mm	es mm				€
183015001U	15	82	25	58	20	200	17,83
183018001U	18	86	25	71	20	200	18,64
183022001U	22	92	25	91	20	100	21,60
183028001U	28	101	30	126	10	80	27,06
183035001U	35	119	30	179	5	50	34,77
183042001U	42	135	40	248	4	40	43,33
183054001U	54	158	45	362	2	20	59,81

B10 22

183/002 U
MANICOTTO CON DADO FOLLE

- VALVE CONNECTOR
- ANSCHLUSSVERSCHRAUBUNG
- RACCORD ÉCROU LIBRE
- RÁCOR DOS PIEZAS

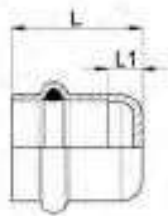
MATERIAL: AISI 316L – 1.4404

O-RING: EPDM nero – black – Schwarz – noir – negro

GASKET: [*]: EPDM nero – black – Schwarz – noir – negro

THREAD: ISO 228/1 [ex DIN 259]

CODE	De x G mm x inch	L mm	Z mm	Y mm	Gasket mm				€
183015012U	15 x 1/2"	50	27	23	18x10 thk 2,5	73	10	250	26,40
183015002U	15 x 3/4"	51,5	30	23	24x14 thk 2,5	72	10	250	26,66
183018012U	18 x 1/2"	50	27	22,5	18x10 thk 2,5	77	10	250	29,17
183018002U	18 x 3/4"	52	30	23,5	24x14 thk 2,5	73	10	250	29,20
183022012U	22 x 3/4"	52,5	30	22	24x14 thk 2,5	79	10	200	34,26
183022002U	22 x 1"	54,5	36	23,5	30x20 thk 2,5	98	10	200	34,26
183028012U	28 x 1"	53,5	36	22,5	30x20 thk 2,5	106	10	150	42,52
183028002U	28 x 1"1/4	57,5	46	25	39x27 thk 2,5	153	10	120	42,52
183035002U	35 x 1"1/2	63	52	27	44,5x34 thk 2,5	202	4	60	48,26
183042012U	42 x 1"3/4	73,5	58	27,5	50,5x40 thk 2,5	253	2	30	65,13
183054012U	54 x 2"3/8	82,5	75	28,5	65,5x53,5 thk 3	420	2	20	87,65

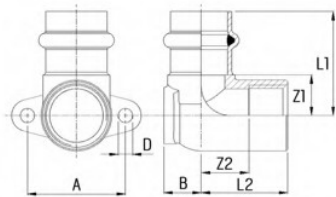
B10 22

183/003 U
TAPPO DI CHIUSURA

- STOP END
- VERSCHLUSSKAPPE
- BOUCHON D'OBTURATION
- TAPÓN

MATERIAL: AISI 316L – 1.4404

O-RING: EPDM nero – black – Schwarz – noir – negro

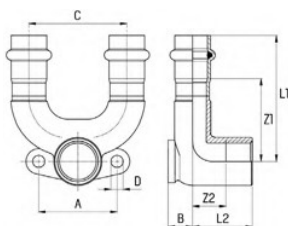
CODE	De mm	L mm	L1 mm				€
183015003U	15	30	8	25	20	500	12,76
183018003U	18	30	8	30	20	300	13,29
183022003U	22	31	8	38	10	200	15,40
183028003U	28	32	8	52	10	150	21,27
183035003U	35	34	6	68	5	100	25,95
183042003U	42	42	6	98	4	80	37,22
183054003U	54	46	6	137	4	40	43,45

**185/000 U****B 10 22****GOMITO MISTO 90° MF**

- WALL PLATE ELBOW 90° MF
- DECKENWINKEL 90° A/1
- EQUERRE 90° MF
- CODO PLACA MH

MATERIAL: AISI 316L - 1.4404**O-RING:** EPDM nero - black - Schwarz - noir - negro**THREAD:** EN 10226-1 (ex ISO 7/1)

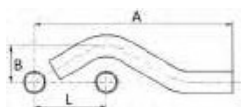
CODE	De x Rp mm x inch	L1 mm	L2 mm	Z1 mm	Z2 mm	A mm	B mm	D mm				€
185102015U	15 x 1/2"	36	30	14	16,5	34	13	5	100	10	150	32,26
185102018U	18 x 1/2"	36	30	14	16,5	34	13	5	104	10	150	33,46
185102022U	22 x 1/2"	40	34	17	20,5	40	16	6	140	10	100	49,77
185304022U	22 x 3/4"	42	34	19	19	40	17	6	154	10	100	48,17

**185/003 U****B 10 22****RACCORDO TRE VIE CON FLANGIA E DERIVAZIONE FILETTO F**

- CORNER TEE WITH WALL FLANGE
- INOXPRES-DOPPELWANDSCHEIBE
- EQUERRE MURALE AVEC FILETAGE FEMELLE
- RACOR TRES VÍAS CON BRIDA Y ROSCA HEMBRA

MATERIAL: AISI 316L - 1.4404**O-RING:** EPDM nero - black - Schwarz - noir - negro**THREAD:** EN 10226-1 (ex ISO 7/1)

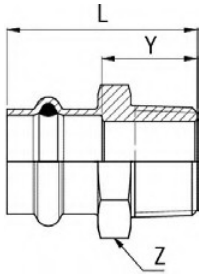
CODE	De x Rp x De mm x inch x mm	L1 mm	L2 mm	Z1 mm	Z2 mm	A mm	B mm	C mm	D mm				€
185102315U	15 x 1/2" x 15	64	30,5	42	17	40	12,5	50	6,2	183	10	80	70,34
185102318U	18 x 1/2" x 18	65,5	30	43,5	16,5	40	13	50	6,2	202	5	50	72,59
185102322U	22 x 1/2" x 22	75,5	27	51,5	13,5	40	16	60	6,2	267	5	50	80,52

**179****B 10 11****"S" DI SCAVALCAMENTO MM**

- PIPE BRIDGE
- SPRUNGBOGEN
- "S" DE CHEVAUCHEMENT MALE
- "S" DE SUPERPOSICIÓN MM

MATERIAL: AISI 316L - 1.4404

CODE	De mm	L mm	A mm	B mm				€
179015000	15	57	158	30	54	10	150	20,03
179018000	18	60	166	31	74	10	100	20,85
179022000	22	65	179	33	116	10	100	23,35
179028000	28	73	206	36	192	10	50	28,32



187 U

B 10 22




MANICOTTO MISTO FILETTO M

- MALE ADAPTER
- ÜBERGANGSSTÜCK MIT AG
- RACCORD AVEC FILETAGE MALE
- UNIÓN MACHO

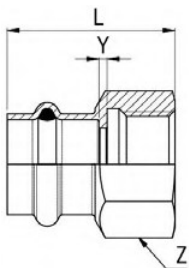
MATERIAL: AISI 316L - 1.4404

O-RING: EPDM nero - black - Schwarz - noir - negro

THREAD: EN 10226-1 (ex ISO 7/1)

CODE	De x R mm x inch	L mm	Z mm	Y mm				€
187102015U	15 x 1/2"	42	24	21	60	20	300	22,86
187304015U	15 x 3/4"	45	30	24	109.0	20	200	23,20
187102018U	18 x 1/2"	42	27	21	61.0	20	300	24,85
187304018U	18 x 3/4"	45	30	24	101.0	20	200	25,95
187102022U	22 x 1/2"	46	32	24	94.0	10	200	27,03
187304022U	22 x 3/4"	46	32	24	91.0	10	200	27,99
187100022U	22 x 1"	49	36	27	161.0	10	100	33,29
187304028U	28 x 3/4"	48	38	25	121.0	10	100	38,12
187100028U	28 x 1"	50	38	27	134.0	10	100	43,70
187114028U	28 x 1"1/4	54	46	31	271.0	10	60	50,47
187100035U	35 x 1"	54	45	27	177.0	5	100	46,06
187114035U	35 x 1"1/4	58	46	31	209.0	5	50	53,53
187112035U	35 x 1"1/2	58	50	31	304.0	4	60	63,10
187114042U	42 x 1"1/4	65	54	31	268.0	4	40	71,71
187112042U	42 x 1"1/2	65	54	31	264.0	4	40	77,75
187112054U	54 x 1"1/2	73	67	34	433.0	4	32	90,25
187200054U	54 x 2"	78	67	39	422.0	4	32	96,68

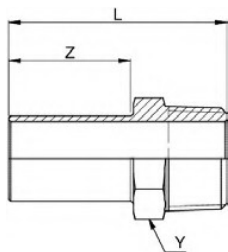
B 10 22

**190 U****MANICOTTO MISTO FILETTO F**

- FEMALE ADAPTER
- ÜBERGANGSSTÜCK MIT IG
- RACCORD AVEC FILETAGE FEMELLE
- UNIÓN HEMBRA

MATERIAL: AISI 316L - 1.4404**O-RING:** EPDM nero - black - Schwarz - noir - negro**THREAD:** EN 10226-1 (ex ISO 7/1)

CODE	De x Rp mm x inch	L mm	Z mm	Y mm				€
190102015U	15 x 1/2"	40	27	2	65.0	20	240	24,62
190304015U	15 x 3/4"	41	32	2	79.0	20	240	25,66
190102018U	18 x 1/2"	40	27	2	68.0	20	240	25,96
190304018U	18 x 3/4"	41	32	2	80.0	10	200	27,17
190102022U	22 x 1/2"	40	32	2	100.0	10	200	27,56
190304022U	22 x 3/4"	42	32	2	83.0	10	150	32,29
190100022U	22 x 1"	46	41	2	149.0	10	100	38,17
190304028U	28 x 3/4"	42	38	2	129.0	10	100	37,02
190100028U	28 x 1"	47	41	2	152.0	10	100	50,71
190114028U	28 x 1 1/4"	49	46	2	153.0	10	100	56,27
190100035U	35 x 1"	51	46	2	218.0	5	80	48,75
190114035U	35 x 1 1/4"	54	46	2	163.0	5	50	55,33
190114042U	42 x 1 1/4"	60	55	2	309.0	4	40	62,54
190112042U	42 x 1 1/2"	60	55	2	246.0	4	40	86,28
190112054U	54 x 1 1/2"	63	67	1	455.0	4	32	93,94
190200054U	54 x 2"	70	67	2	365.0	4	20	128,47

**269/M****MANICOTTO CON INSERIMENTO FILETTO M**

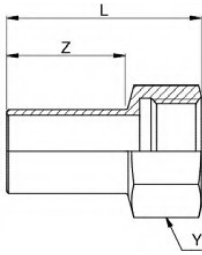
- MALE REDUCTION SOCKET
- ÜBERGANG AUSSENGEWINDE MIT EINSCHUBENDE
- MANCHON DE RÉDUCTION FILETÉ
- ADAPTADOR MACHO

MATERIAL: AISI 316L - 1.4404**THREAD:** EN 10226-1 (ex ISO 7/1)

B 10 11

CODE	De x R mm x inch	L mm	Z mm	Y mm				€
269102115	15 x 1/2"	52	31	22	55	20	300	21,19
269102118	18 x 1/2"	52	31	22	50	20	300	23,16
269304118	18 x 3/4"	55	31	27	95	20	200	22,94
269102122	22 x 1/2"	55	32	27	69	10	200	24,89
269304122	22 x 3/4"	56	32	27	80	10	200	26,09
269304128	28 x 3/4"	61	37	30	97	10	150	32,76
269100128	28 x 1"	64	37	38	145	10	100	35,77
269114135	35 x 1 1/4"	72	41	45	238	4	40	38,47
269112142	42 x 1 1/2"	91	55	55	292	4	40	44,65
269200154	54 x 2"	127	83	65	463	4	20	74,70

B 10 11



269/F

MANICOTTO CON INSERIMENTO FILETTO F

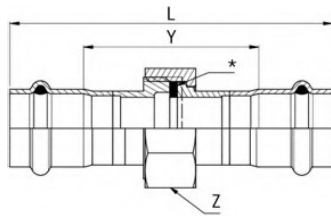
- FEMALE REDUCTION SOCKET
- ÜBERGANG INNENGEWINDE MIT EINSCHUBENDE
- MANCHON DE RÉDUCTION AVEC TARAUDAGE
- ADAPTADOR HEMBRA

MATERIAL: AISI 316L - 1.4404

THREAD: EN 10226-1 (ex ISO 7/1)

CODE	De x Rp mm x inch	L mm	Z mm	Y mm	g				€
269102015	15 x 1/2"	52	31	24	55	20	300		23,11
269102018	18 x 1/2"	52	31	24	56	20	200		24,32
269304018	18 x 3/4"	51	31	30	57	20	200		25,27
269102022	22 x 1/2"	52	32	24	65	10	200		25,67
269304022	22 x 3/4"	52	32	30	70	10	200		30,35
269304028	28 x 3/4"	57	37	30	76	10	150		32,76
269100028	28 x 1"	57	35	36	104	10	100		49,11
269114035	35 x 1 1/4"	70	45	46	182	5	50		68,88
269112042	42 x 1 1/2"	118	78	55	280	4	40		75,93
269200054	54 x 2"	135	83	70	340	2	10		104,10

B 10 22



184/001 U

BOCCHETTONE SEDE PIANA

- FLAT FACED UNION
- DURCHGANGSVERSCHRAUBUNG MIT
PRESSENDEN FLACHDICHTEND
- ÉLÉMENT DE TRANSITION FILTÉ PLAT AVEC
MANCHONS DES 2 CÔTES
- RÁCOR 3 PIEZAS PLANO

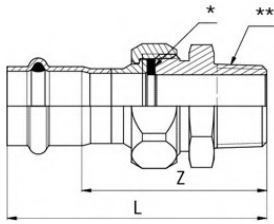
MATERIAL: AISI 316L - 1.4404

O-RING: EPDM nero - black - Schwarz - noir - negro

GASKET: [*]: EPDM nero - black - Schwarz - noir - negro




CODE	De mm	L mm	Y mm	Z mm	Gasket mm	g				€
184015001U	15	100	56	34	24x14 thk 2,5	162	10	100		50,53
184018001U	18	101	57	39	30x20 thk 2,5	207	10	100		59,82
184022001U	22	105	57	39	30x20 thk 2,5	219	10	80		67,08
184028001U	28	120	72	58	47,5x37 thk 2,5	498	5	30		87,10
184035001U	35	127,5	71,5	67	56x42 thk 2,5	661	4	20		109,92
184042001U	42	152	80	77	66x56 thk 2,5	875	2	20		136,24
184054001U	54	165,5	83,5	90	79,5x69 thk 2,5	1250	2	10		257,45

B 10 22

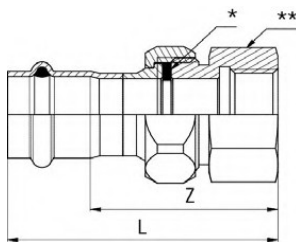
**184/002 U****BOCCHETTONE SEDE PIANA FILETTO M**

- STRAIGHT MALE UNION CONNECTOR
- DURCHGANGSVERSCHRAUBUNG MIT AUSSENGEWINDE
- RACCORD UNION FILETÉ
- RÁCOR 3 PIEZAS ROSCADO MACHO

MATERIAL: AISI 316L - 1.4404**FITTING:** (**): ottone - brass - Messing - laiton - latón**O-RING:** EPDM nero - black - Schwarz - noir - negro**GASKET:** (*): EPDM nero - black - Schwarz - noir - negro**THREAD:** EN 10226-1 (ex ISO 7/1)




CODE	De x R mm x inch	L mm	Z mm	Gasket mm				€
184015002U	15 x 1/2"	78,5	56,5	24x14 thk 2,5	150	2	120	45,11
184018002U	18 x 1/2"	79	57	24x14 thk 2,5	150	2	120	51,37
184022002U	22 x 3/4"	83,5	59,5	30x20 thk 2,5	221	2	80	52,90
184028002U	28 x 1"	91,5	67,5	39x27 thk 2,5	391	2	50	90,21
184035002U	35 x 1 1/4"	101	73	44,5x34 thk 2,5	582	2	30	115,10
184042002U	42 x 1 1/2"	110,5	74,5	50,5x40 thk 2,5	629	2	30	132,20
184054002U	54 x 2"	123	82	65,5x53,5 thk 3	1182	2	16	227,05

B 10 22

**184/003 U****BOCCHETTONE SEDE PIANA FILETTO F**

- STRAIGHT FEMALE UNION CONNECTOR
- DURCHGANGSVERSCHRAUBUNG MIT INNENGEWINDE
- RACCORD UNION TARAUDÉ
- RÁCOR 3 PIEZAS HEMBRA

MATERIAL: AISI 316L - 1.4404**FITTING:** (**): ottone - brass - Messing - laiton - latón**O-RING:** EPDM nero - black - Schwarz - noir - negro**GASKET:** (*): EPDM nero - black - Schwarz - noir - negro**THREAD:** EN 10226-1 (ex ISO 7/1)

CODE	De x Rp mm x inch	L mm	Z mm	Gasket mm				€
184015003U	15 x 1/2"	73	51	24x14 thk 2,5	155	2	120	45,11
184018003U	18 x 1/2"	73,5	51,5	24x14 thk 2,5	155	2	120	54,38
184022003U	22 x 3/4"	78,5	54,5	30x20 thk 2,5	229	2	80	59,11
184028003U	28 x 1"	84	60	39x27 thk 2,5	438	2	40	77,80
184035003U	35 x 1 1/4"	93	65	44,5x34 thk 2,5	538	2	30	96,45
184042003U	42 x 1 1/2"	102,5	66,5	50,5x40 thk 2,5	597	2	30	119,84
184054003U	54 x 2"	121	80	65,5x53,5 thk 3	1192	2	16	228,60

B10 22

184/002 INOX U

BOCCHETTONE SEDE PIANA FILETTO M

- STRAIGHT MALE UNION CONNECTOR
- DURCHGANGSVERSCHRAUBUNG MIT AUSSENGEWINDE
- RACCORD UNION FILETÉ
- RÁCOR 3 PIEZAS ROSCADO MACHO

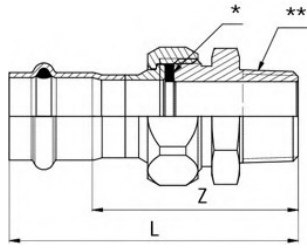
MATERIAL: AISI 316L – 1.4404

FITTING: (**): AISI 316L – 1.4404

O-RING: EPDM nero – black – Schwarz – noir – negro

GASKET: (*): EPDM nero – black – Schwarz – noir – negro

THREAD: EN 10226-1 (ex ISO 7/1)



CODE	De x R mm x inch	L mm	Z mm	Gasket mm				€
184015002IU	15 x 1/2"	78,5	56,5	24x14 thk 2,5	145	2	120	56,40
184018002IU	18 x 1/2"	79	57	24x14 thk 2,5	146	2	120	64,20
184022002IU	22 x 3/4"	83,5	59,5	30x20 thk 2,5	214	2	80	67,75
184028002IU	28 x 1"	91,5	67,5	39x27 thk 2,5	377	2	50	112,77
184035002IU	35 x 1 1/4"	101	73	44,5x34 thk 2,5	559	2	30	143,89
184042002IU	42 x 1 1/2"	110,5	74,5	44,5x34 thk 2,5	558	2	30	152,05
184054002IU	54 x 2"	118	79	56x42 thk 2,5	890	2	16	261,16

B10 22

184/003 INOX U

BOCCHETTONE SEDE PIANA FILETTO F

- STRAIGHT FEMALE UNION CONNECTOR
- DURCHGANGSVERSCHRAUBUNG MIT INNENGEWINDE
- RACCORD UNION TARAUDE
- RÁCOR 3 PIEZAS HEMBRA

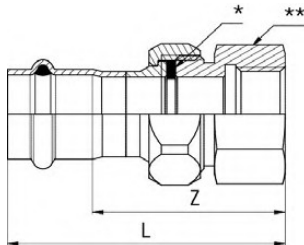
MATERIAL: AISI 316L – 1.4404

FITTING: (**): AISI 316L – 1.4404

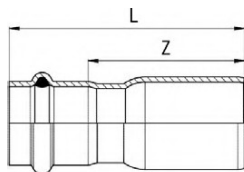
O-RING: EPDM nero – black – Schwarz – noir – negro

GASKET: (*): EPDM nero – black – Schwarz – noir – negro

THREAD: EN 10226-1 (ex ISO 7/1)



CODE	De x Rp mm x inch	L mm	Z mm	Gasket mm				€
184015003IU	15 x 1/2"	73	51	24x14 thk 2,5	150	2	120	56,40
184018003IU	18 x 1/2"	73,5	51,5	24x14 thk 2,5	151	2	120	67,98
184022003IU	22 x 3/4"	78,5	54,5	30x20 thk 2,5	221	2	80	75,00
184028003IU	28 x 1"	84	60	39x27 thk 2,5	422	2	40	97,20
184035003IU	35 x 1 1/4"	93	65	44,5x34 thk 2,5	519	2	30	120,57
184042003IU	42 x 1 1/2"	102,5	66,5	44,5x34 thk 2,5	504	2	30	137,80
184054003IU	54 x 2"	123	82	56x42 thk 2,5	921	2	16	262,95

**191 U**

≤54 B 10 22

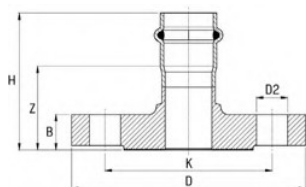
76÷108 B 10 12

RIDUZIONE MF

- REDUCER
- REDUZIERSTÜCK
- REDUCTION
- REDUCCIÓN MH

MATERIAL: AISI 316L - 1.4404**O-RING:** EPDM nero - black - Schwarz - noir - negro

CODE	De mm	L mm	Z mm				€
191018015U	18 x 15	62,5	40,5	42	20	300	11,17
191022015U	22 x 15	78	56	58	20	200	12,24
191022018U	22 x 18	68,5	46,5	55	20	300	12,64
191028015U	28 x 15	78,5	56,5	66	20	200	15,85
191028018U	28 x 18	75	53	69	20	200	14,78
191028022U	28 x 22	71,5	47,5	71	20	200	14,73
191035015U	35 x 15	89	67	103	10	100	50,68
191035018U	35 x 18	89	67	95	10	100	51,29
191035022U	35 x 22	85,5	61,5	98	10	100	43,16
191035028U	35 x 28	79,5	55,5	101	10	80	33,41
191042022U	42 x 22	99,5	75,5	128	4	80	54,44
191042028U	42 x 28	103	79	148	4	80	55,64
191042035U	42 x 35	95	67	147	4	40	36,25
191054028U	54 x 28	110	86	183	4	40	63,80
191054035U	54 x 35	113,5	85,5	204	4	40	79,44
191054042U	54 x 42	111	75	217	4	32	38,63
191076042U	76,1 x 42	155	119	482	4	4	111,69
191076054U	76,1 x 54	164	123	539	4	4	114,17
191088054U	88,9 x 54	184	146	693	4	4	124,18
191108054U	108 x 54	190	149	841	2	2	133,84

**193/000 U**

B 10 22

MANICOTTO FLANGIATO

- ADAPTOR FLANGE
- ÜBERGANGSFLANSCH
- BRIDE DE RACCORDEMENT
- BRIDA ADAPTADOR

MATERIAL: AISI 316L - 1.4404**O-RING:** EPDM nero - black - Schwarz - noir - negro**PN 16**

CODE	De mm	DN flg	H mm	Z mm	B mm	D mm	D2 mm	Holes Nr.	K mm				€
193022000U	22	20	61,5	37,5	16	105	14	4	75	946	2	14	122,29
193028000U	28	25	63	39	16	115	14	4	85	1140	2	10	149,50
193035000U	35	32	65,5	37,5	16	140	18	4	100	1642	2	6	211,07
193042000U	42	40	75	39	16	150	18	4	110	1814	2	6	247,54
193054000U	54	50	82,5	41,5	18	165	18	4	125	2467	2	4	305,28

Campi di applicazione / Fields of application

inoxPRES® UNIKO® 304L



Riscaldamento
Heating



Raffrescamento
Cooling



Acque di processo
Process water



Aria compressa
Compressed air



Antincendio
Fire protection systems

inoxPRES® UNIKO® 304L O-ring EPDM

Nero | Black | Schwarz | Noir | Negro






I prezzi dei tubi sono validi fino a nuova comunicazione.
Pipe prices are valid until new update.
Die Rohrpreise gelten bis auf weiteres.
Les prix des tubes sont valables jusqu'à nouvelle communication.
Los precios de las tuberías son válidos hasta nueva comunicación.

114/200 6 m**B 30 34****TUBO IN ACCIAIO INOSSIDABILE**

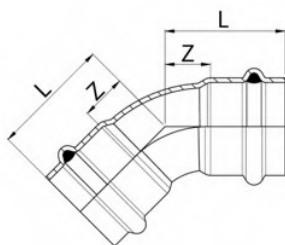
- STAINLESS STEEL PIPE
- EDELSTAHL ROHR
- TUBE EN ACIER INOXYDABLE
- TUBO DE ACERO INOXIDABLE

NORM: EN 10217-7 (DIN 17455) - EN 10312**NOTE:** Paese Italia - conforme al DM 174 per veicolazione acqua potabile;
Italy country - according to DM 174 for drinking water transport;

Mat. Nr.: 1.4307 (AISI 304L) L=6 m
Crudo - Not annealed - Ungeglüht - Non-hyertrempe - Crudo

CODE	Dimensions mm x mm	Ø int mm	L m	 kg/m	Volume l/m	Minimum package m	Bundle m	€/m
114015200	15 x 1,0	13	6	0,351	0,133	60	1014	12,95
114018200	18 x 1,0	16	6	0,426	0,201	60	1014	15,26
114022200	22 x 1,2	19,6	6	0,625	0,302	60	762	21,53
114028200	28 x 1,2	25,6	6	0,805	0,514	30	546	27,71
114035200	35 x 1,5	32	6	1,258	0,804	30	546	41,83
114042200	42 x 1,5	39	6	1,521	1,194	30	366	51,47
114054200	54 x 1,5	51	6	1,972	2,042	30	366	68,16

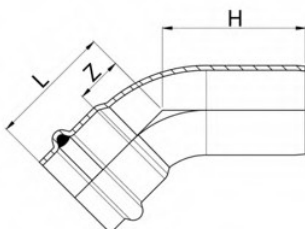
B 10 23

**181/450 UNW****CURVA 45° FF**

- 45° ELBOW FF
- BOGEN 45° II
- COUDE FF 45°
- CURVA 45° HH

MATERIAL: AISI 304L – 1.4307**O-RING:** EPDM nero – black – Schwarz – noir – negro

CODE	De mm	Radius	L mm	Z mm				€
181015450CUNW	15	1,2 De	29,5	7,5	42	20	300	13,97
181018450CUNW	18	1,2 De	31,5	9,5	50	20	300	15,44
181022450CUNW	22	1,2 De	34	10	67	20	100	17,93
181028450CUNW	28	1,2 De	39	15	96	10	100	21,58
181035450UNW	35	1,2 De	47,5	19,5	140	10	60	24,59
181042450UNW	42	1,2 De	59	23	212	4	32	39,80
181054450UNW	54	1,2 De	69	28	308	2	20	51,09

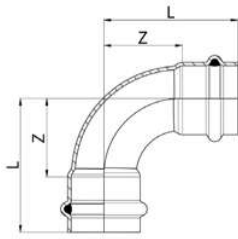
**181/451 UNW****CURVA 45° MF**

- 45° ELBOW MF
- BOGEN 45° IA
- COUDE MF 45°
- CURVA 45° HM

MATERIAL: AISI 304L – 1.4307**O-RING:** EPDM nero – black – Schwarz – noir – negro




B 10 23

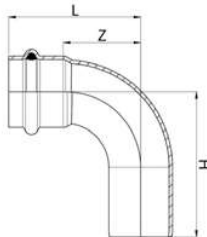
CODE	De mm	Radius	L mm	H mm	Z mm				€
181015451CUNW	15	1,2 De	29,5	36,5	7,5	39	20	300	13,97
181018451CUNW	18	1,2 De	31,5	38	9,5	48	20	300	14,94
181022451CUNW	22	1,2 De	34	42	10	65	20	100	16,90
181028451CUNW	28	1,2 De	39	45	15	92	10	100	20,13
181035451UNW	35	1,2 De	47,5	57,5	19,5	141	10	60	22,90
181042451UNW	42	1,2 De	59	72	23	213	4	40	38,30
181054451UNW	54	1,2 De	69	78	28	305	2	20	49,13

**181/900 UNW****B 10 23****CURVA 90° FF**

- 90° ELBOW FF
- BOGEN 90° II
- COUDE FF 90°
- CURVA 90° HH




MATERIAL: AISI 304L – 1.4307**O-RING:** EPDM nero - black - Schwarz - noir - negro

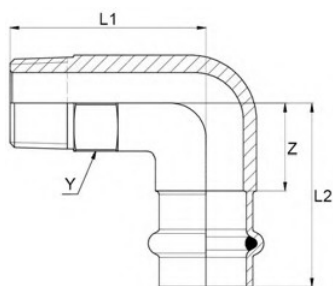
CODE	De mm	Radius	L mm	Z mm				€
181015900CUNW	15	1,2 De	40	18	49	20	300	10,64
181018900CUNW	18	1,2 De	42	20	60	20	200	12,20
181022900CUNW	22	1,2 De	49	25	83	10	100	14,75
181028900CUNW	28	1,2 De	58	34	122	10	100	19,57
181035900CUNW	35	1,2 De	72	44	181	5	50	30,58
181042900CUNW	42	1,2 De	88	52	273	2	30	52,49
181054900CUNW	54	1,2 De	107	66	409	2	16	73,23

**181/901 UNW****B 10 23****CURVA 90° MF**

- 90° ELBOW MF
- BOGEN 90° IA
- COUDE MF 90°
- CURVA 90° HM

MATERIAL: AISI 304L – 1.4307**O-RING:** EPDM nero - black - Schwarz - noir - negro

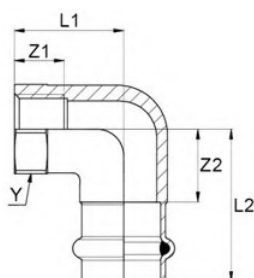
CODE	De mm	Radius	L mm	H mm	Z mm				€
181015901CUNW	15	1,2 De	40	41	18	43	20	300	11,17
181018901CUNW	18	1,2 De	42	44	20	54	20	200	12,67
181022901CUNW	22	1,2 De	49	51	25	76	10	100	15,22
181028901CUNW	28	1,2 De	58	58	34	111	10	100	19,06
181035901CUNW	35	1,2 De	72	82	44	182	5	50	28,01
181042901CUNW	42	1,2 De	88	100	52	272	2	30	50,83
181054901CUNW	54	1,2 De	107	120	66	414	2	16	73,65

**197 UNW****B 10 23****GOMITO MISTO 90° FILETTO M**

- ELBOW ADAPTER 90° WITH MALE THREAD
- ÜBERGANGSWINKEL 90° AG
- EQUERRE 90° AVEC FILETAGE M
- CODO MACHO

MATERIAL: AISI 304L - 1.4307**O-RING:** EPDM nero - black - Schwarz - noir - negro**THREAD:** EN 10226-1 (ex ISO 7/1)

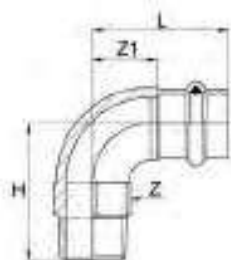
CODE	De x R mm x inch	L1 mm	L2 mm	Z mm	Y mm				€
197102015UNW	15 x 1/2"	44,5	42	20	22	116	10	150	21,72
197102018UNW	18 x 1/2"	44,5	42	20	22	124	10	150	24,85

**198 UNW****B 10 23****GOMITO MISTO 90° FILETTO F**

- ELBOW ADAPTER 90° WITH FEMALE THREAD
- ÜBERGANGSWINKEL 90° IG
- EQUERRE 90° AVEC FILETAGE F
- CODO HEMBRA

MATERIAL: AISI 304L - 1.4307**O-RING:** EPDM nero - black - Schwarz - noir - negro**THREAD:** EN 10226-1 (ex ISO 7/1)

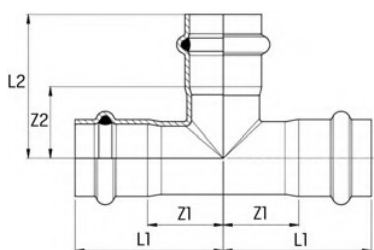
CODE	De x Rp mm x inch	L1 mm	L2 mm	Z1 mm	Z2 mm	Y mm				€
198102015UNW	15 x 1/2"	33	44	15	22	27	129	10	150	22,92
198102018UNW	18 x 1/2"	33	44	15	22	27	137	10	150	26,34
198102022UNW	22 x 1/2"	33	46	15	22	27	148	10	100	29,38
198304022UNW	22 x 3/4"	38	46	19	22	30	155	10	100	32,16
198100028UNW	28 x 1"	48	51	21	27	40	349	5	50	41,94

**186/M UNW****B 10 23****CURVA FILETTATA 90° FILETTO M**

- 90° ELBOW MALE BSP
- BOGEN 90° MIT AG
- COUDE 90° AVEC FILETAGE M
- CODO A 90° MH

MATERIAL: AISI 304L - 1.4307**O-RING:** EPDM nero - black - Schwarz - noir - negro**THREAD:** EN 10226-1 (ex ISO 7/1)

CODE	De x R mm x inch	L mm	H mm	Z mm	Z1 mm				€
186102015CUNW	15 x 1/2"	39	39	22	17	87	20	300	32,61
186102018CUNW	18 x 1/2"	42	42	24	20	105	20	200	34,19
186304022CUNW	22 x 3/4"	47	49	28	24	153	10	100	39,96
186100028CUNW	28 x 1"	54	63	36	30	275	10	50	47,37

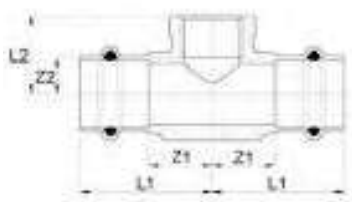
**182 UNW****B 10 23**

"T"

- EQUAL TEE
- T-STÜCK
- TÉ ÉGAL
- TE IGUAL HHH

MATERIAL: AISI 304L – 1.4307**O-RING:** EPDM nero - black - Schwarz - noir - negro

CODE	De mm	L1 mm	L2 mm	Z1 mm	Z2 mm	g	g	g	€
182015000UNW	15	43	41	21	19	81	20	200	19,17
182018000UNW	18	45	43	23	21	97	20	100	22,05
182022000UNW	22	49	47,5	25	23,5	128	10	80	23,18
182028000UNW	28	52	51,5	28	27,5	168	5	50	27,85
182035000UNW	35	62	58,5	34	30,5	236	4	32	34,75
182042000UNW	42	75	70,5	39	34,5	352	4	20	49,14
182054000UNW	54	89	83,5	48	42,5	516	2	12	58,62

**189 UNW****B 10 23**

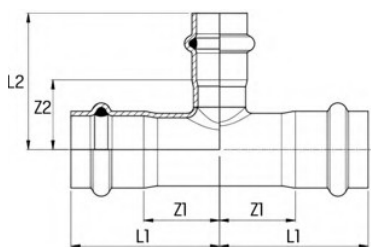
"T" CON DERIVAZIONE FILETTO F

- BRANCH TEE FEMALE BSP OUTLET
- T-STÜCK MIT ABGANG IG
- TÉ MIXTE AVEC FILETAGE F
- TE HEMBRA ROSCADA

MATERIAL: AISI 304L – 1.4307**O-RING:** EPDM nero - black - Schwarz - noir - negro**THREAD:** EN 10226-1 (ex ISO 7/1)




CODE	De x Rp x De mm x inch x mm	L1 mm	L2 mm	Z1 mm	Z2 mm	g	g	g	€
189102015UNW*	15 x 1/2" x 15	38,5	22,5	16,5	8,5	120	20	100	21,19
189102018UNW*	18 x 1/2" x 18	38	24	16	10	132	20	100	21,74
189102022UNW*	22 x 1/2" x 22	41	26	18	12	164	10	100	23,26
189304022UNW*	22 x 3/4" x 22	43,5	30	20,5	14	189	10	100	26,53
189102028UNW*	28 x 1/2" x 28	42	29	18	15	203	10	50	25,57
189304028UNW*	28 x 3/4" x 28	45	30	21	14	226	10	50	30,40
189100028UNW*	28 x 1" x 28	45	34	21	16	271	5	50	48,09
189102035UNW	35 x 1/2" x 35	62	50	34	35	231	5	40	30,65
189102042UNW	42 x 1/2" x 42	75	53,5	39	38,5	319	4	20	37,16
189102054UNW	54 x 1/2" x 54	89	61	48	46	448	2	14	45,88

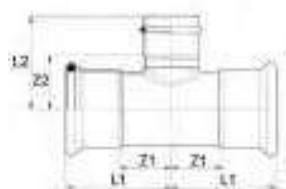
[*] senza saldatura - seamless - nahtlos - sans soudure - sin soldadura

**192 UNW****B 10 23****“T” RIDOTTO**

- REDUCING TEE
- T-STÜCK MIT REDUZIERTEM ABGANG
- TÉ RÉDUIT
- TE REDUCIDA HHH




MATERIAL: AISI 304L - 1.4307**O-RING:** EPDM nero - black - Schwarz - noir - negro

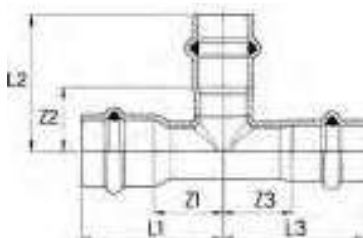
CODE	De mm	L1 mm	L2 mm	Z1 mm	Z2 mm				€
192018015UNW	18 x 15 x 18	45	42,5	23	20,5	94	20	100	18,93
192022015UNW	22 x 15 x 22	49	45	25	23	116	10	100	19,85
192022018UNW	22 x 18 x 22	49	45,5	25	23,5	119	10	100	20,87
192028015UNW	28 x 15 x 28	52	47,5	28	25,5	148	10	50	23,14
192028018UNW	28 x 18 x 28	52	48	28	26	152	10	50	24,22
192028022UNW	28 x 22 x 28	52	50	28	26	158	10	50	25,82
192035015UNW	35 x 15 x 35	62	51	34	29	204	5	35	30,13
192035018UNW	35 x 18 x 35	62	51,5	34	29,5	207	5	35	30,53
192035022UNW	35 x 22 x 35	62	53,5	34	29,5	214	5	35	31,52
192035028UNW	35 x 28 x 35	62	55	34	31	224	5	35	32,77
192042018UNW	42 x 18 x 42	75	55	39	33	295	4	20	43,60
192042022UNW	42 x 22 x 42	75	57	39	33	301	4	20	45,13
192042028UNW	42 x 28 x 42	75	58,5	39	34,5	311	4	20	46,14
192042035UNW	42 x 35 x 42	75	61	39	33	322	4	20	47,22
192054022UNW	54 x 22 x 54	89	64,5	48	40,5	431	2	16	49,78
192054028UNW	54 x 28 x 54	89	66	48	42	440	2	16	51,84
192054035UNW	54 x 35 x 54	89	68,5	48	40,5	451	2	16	52,87
192054042UNW	54 x 42 x 54	89	78	48	42	480	2	16	56,66

**192 M_UNW****B 10 33****“T” RIDOTTO**

- REDUCING TEE
- T-STÜCK MIT REDUZIERTEM ABGANG
- TÉ RÉDUIT
- TE REDUCIDA HHH

MATERIAL: AISI 304L - 1.4307**O-RING:** EPDM nero - black - Schwarz - noir - negro

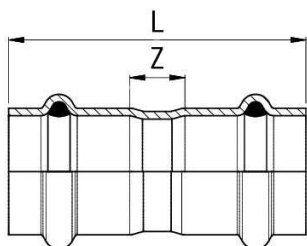
CODE	De mm	L1 mm	L2 mm	Z1 mm	Z2 mm				€
192076028UNW	76,1 x 28 x 76,1	108	78	53	54	964	2	2	265,12
192076035UNW	76,1 x 35 x 76,1	108	80,5	53	52,5	975	2	2	285,05
192076042UNW	76,1 x 42 x 76,1	108	90	53	54	1004	2	2	307,55
192076054UNW	76,1 x 54 x 76,1	108	95,5	53	54,5	1034	2	2	327,48
192088028UNW	88,9 x 28 x 88,9	132	95,5	72	61,5	1329	2	2	275,08
192088054UNW	88,9 x 54 x 88,9	132	103	72	62	1398	2	2	335,21
192108054UNW	108 x 54 x 108	155	112,5	80	71,5	1990	2	2	364,88

**192/L UNW****B 10 23****"T" RIDOTTO**

- REDUCING TEE
- T-STÜCK MIT REDUZIERTEM ABGANG
- TÉ RÉDUIT
- TE REDUCIDA HHH

MATERIAL: AISI 304L - 1.4307**O-RING:** EPDM nero - black - Schwarz - noir - negro

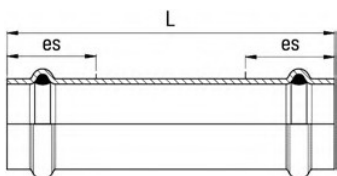
CODE	De mm	L1 mm	L2 mm	L3 mm	Z1 mm	Z2 mm	Z3 mm				€
192181515UNW	18 x 15 x 15	43	43	41	21	21	19	85	20	100	23,29

**183/000 UNW****B 10 23****MANICOTTO**

- COUPLING
- MUFFE
- MANCHON
- MANGUITO HH

MATERIAL: AISI 304L - 1.4307**O-RING:** EPDM nero - black - Schwarz - noir - negro

CODE	De mm	L mm	Z mm				€
183015000UNW	15	57	13	42	20	400	7,20
183018000UNW	18	57	13	49	20	300	8,21
183022000UNW	22	59	11	61	20	200	9,43
183028000UNW	28	61	13	81	10	150	10,77
183035000UNW	35	70	14	111	10	80	13,68
183042000UNW	42	84	12	164	4	40	18,51
183054000UNW	54	92	10	223	2	24	22,93

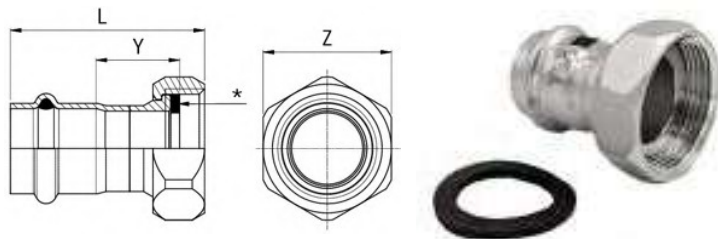
**183/001 UNW****B 10 23****MANICOTTO PASSANTE**

- SLIP COUPLING
- SCHIEBEMUFFE
- MANCHON LONG
- MANGUITO SIN TOPE

MATERIAL: AISI 304L - 1.4307**O-RING:** EPDM nero - black - Schwarz - noir - negro

CODE	De mm	L mm	es mm				€
183015001UNW	15	82	25	58	20	200	14,26
183018001UNW	18	86	25	71	20	200	14,91
183022001UNW	22	92	25	91	20	100	17,28
183028001UNW	28	101	30	126	10	80	21,65
183035001UNW	35	119	30	179	5	50	27,82
183042001UNW	42	135	40	248	4	40	34,67
183054001UNW	54	158	45	362	2	20	47,85

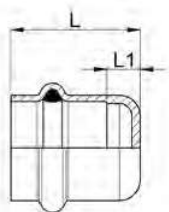
B10 23

**183/002 UNW****MANICOTTO CON DADO FOLLE**

- VALVE CONNECTOR
- ANSCHLUSSVERSCHRAUBUNG
- RACCORD ÉCROU LIBRE
- RÁCOR DOS PIEZAS

MATERIAL: AISI 304L - 1.4307**O-RING:** EPDM nero - black - Schwarz - noir - negro**GASKET:** [*]: EPDM nero - black - Schwarz - noir - negro**THREAD:** ISO 228/1 [ex DIN 259]

CODE	De x G mm x inch	L mm	Z mm	Y mm	Gasket mm	g			€
183015002UNW	15 x 3/4"	51,5	30	23	24x14 thk 2,5	72	10	250	21,32
183018012UNW	18 x 1/2"	50	27	22,5	18x10 thk 2,5	77	10	250	23,35
183018002UNW	18 x 3/4"	52	30	23,5	24x14 thk 2,5	73	10	250	23,37
183022012UNW	22 x 3/4"	52,5	30	22	24x14 thk 2,5	79	10	200	27,41
183022002UNW	22 x 1"	54,5	36	23,5	30x20 thk 2,5	98	10	200	27,41
183028012UNW	28 x 1"	53,5	36	22,5	30x20 thk 2,5	106	10	150	34,02
183028002UNW	28 x 1 1/4"	57,5	46	25	39x27 thk 2,5	153	10	120	34,02
183035002UNW	35 x 1 1/2"	63	52	27	44,5x34 thk 2,5	202	4	60	38,59

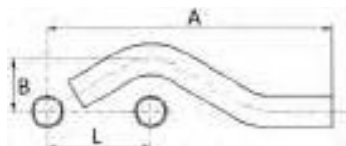
**183/003 UNW****TAPPO DI CHIUSURA**

- STOP END
- VERSCHLUSSKAPPE
- BOUCHON D'OBTURATION
- TAPÓN

MATERIAL: AISI 304L - 1.4307**O-RING:** EPDM nero - black - Schwarz - noir - negro

CODE	De mm	L mm	L1 mm	g			€
183015003UNW	15	30	8	25	20	500	10,21
183018003UNW	18	30	8	30	20	300	10,62
183022003UNW	22	31	8	38	10	200	12,32
183028003UNW	28	32	8	52	10	150	17,02
183035003UNW	35	34	6	68	5	100	20,76
183042003UNW	42	42	6	98	4	80	29,77
183054003UNW	54	46	6	137	4	40	34,76

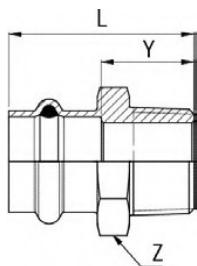
B10 23

**179 NW****"S" DI SCAVALCAMENTO MM**

- PIPE BRIDGE
- SPRUNGBOGEN
- "S" DE CHEVAUCHEMENT MALE
- "S" DE SUPERPOSICIÓN MM




MATERIAL: AISI 304L - 1.4307

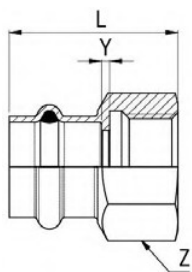
CODE	De mm	L mm	A mm	B mm	g			€
179015000NW	15	57	158	30	54	10	150	16,06
179018000NW	18	60	166	31	74	10	100	16,73

**187 UNW****B 10 23****MANICOTTO MISTO FILETTO M**

- MALE ADAPTER
- ÜBERGANGSSTÜCK MIT AG
- RACCORD AVEC FILETAGE MALE
- UNIÓN MACHO

MATERIAL: AISI 304L - 1.4307**O-RING:** EPDM nero - black - Schwarz - noir - negro**THREAD:** EN 10226-1 (ex ISO 7/1)

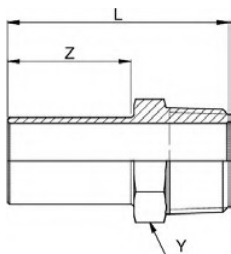
CODE	De x R mm x inch	L mm	Z mm	Y mm				€
187102015UNW	15 x 1/2"	42	24	21	60	20	300	18,29
187304015UNW	15 x 3/4"	45	30	24	111	10	200	18,56
187102018UNW	18 x 1/2"	42	27	21	62	20	300	19,89
187304018UNW	18 x 3/4"	45	30	24	102	20	200	20,76
187102022UNW	22 x 1/2"	46	32	24	97	10	200	21,62
187304022UNW	22 x 3/4"	46	32	24	94	10	200	22,39
187100022UNW	22 x 1"	49	36	27	164	10	100	26,63
187304028UNW	28 x 3/4"	48	38	25	126	10	100	30,50
187100028UNW	28 x 1"	50	38	27	138	10	100	34,97
187114028UNW	28 x 1 1/4"	54	46	31	276	10	60	40,38
187100035UNW	35 x 1"	54	45	27	182	5	100	36,84
187114035UNW	35 x 1 1/4"	58	46	31	214	5	50	42,82
187112035UNW	35 x 1 1/2"	58	50	31	311	4	60	50,48
187114042UNW	42 x 1 1/4"	65	54	31	279	4	40	57,36
187112042UNW	42 x 1 1/2"	65	54	31	276	4	40	62,20
187112054UNW	54 x 1 1/2"	73	67	34	460	4	32	72,19
187200054UNW	54 x 2"	78	67	39	449	4	32	77,34

**190 UNW****B 10 23****MANICOTTO MISTO FILETTO F**

- FEMALE ADAPTER
- ÜBERGANGSSTÜCK MIT IG
- RACCORD AVEC FILETAGE FEMELLE
- UNIÓN HEMBRA

MATERIAL: AISI 304L - 1.4307**O-RING:** EPDM nero - black - Schwarz - noir - negro**THREAD:** EN 10226-1 (ex ISO 7/1)

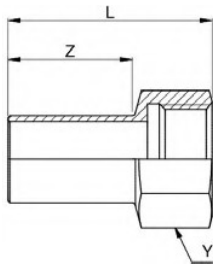
CODE	De x Rp mm x inch	L mm	Z mm	Y mm				€
190102015UNW	15 x 1/2"	40	27	2	69	20	240	19,69
190304015UNW	15 x 3/4"	41	32	2	84	20	240	20,53
190102018UNW	18 x 1/2"	40	27	2	72	20	240	20,76
190304018UNW	18 x 3/4"	41	32	2	86	10	200	21,73
190102022UNW	22 x 1/2"	40	32	2	106	10	200	22,04
190304022UNW	22 x 3/4"	42	32	2	88	10	150	25,84
190100022UNW	22 x 1"	46	41	2	162	10	100	30,54
190304028UNW	28 x 3/4"	42	38	2	135	10	100	29,61
190100028UNW	28 x 1"	47	41	2	163	10	100	40,56
190114028UNW	28 x 1"1/4	49	46	2	169	10	100	45,02
190100035UNW	35 x 1"	51	46	2	230	5	80	39,00
190114035UNW	35 x 1"1/4	54	46	2	180	5	50	44,27
190114042UNW	42 x 1"1/4	60	55	2	334	4	40	50,05
190112042UNW	42 x 1"1/2	60	55	2	275	4	40	69,02
190112054UNW	54 x 1"1/2	63	67	1	491	4	32	75,16
190200054UNW	54 x 2"	70	67	2	418	4	20	102,78

**269/M NW****B 10 23****MANICOTTO CON INSERIMENTO FILETTO M**

- MALE REDUCTION SOCKET
- ÜBERGANG AUSSENGWINDE MIT EINSCHUBENDE
- MANCHON DE RÉDUCTION FILETÉ
- ADAPTADOR MACHO




MATERIAL: AISI 304L - 1.4307**THREAD:** EN 10226-1 (ex ISO 7/1)

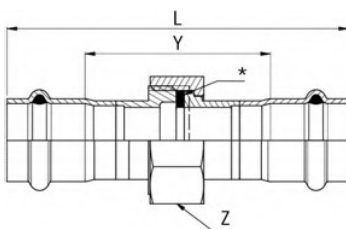
CODE	De x R mm x inch	L mm	Z mm	Y mm				€
269102115NW	15 x 1/2"	52	31	22	55	20	300	16,98
269102118NW	18 x 1/2"	52	31	22	50	20	300	18,57
269304122NW	22 x 3/4"	56	32	27	80	10	200	20,91
269100128NW	28 x 1"	64	37	38	145	10	100	28,69

**269/F NW****B 10 23****MANICOTTO CON INSERIMENTO FILETTO F**

- FEMALE REDUCTION SOCKET
- ÜBERGANG INNENGEWINDE MIT EINSCHUBENDE
- MANCHON DE RÉDUCTION AVEC TARAUDAGE
- ADAPTADOR HEMBRA




MATERIAL: AISI 304L - 1.4307**THREAD:** EN 10226-1 (ex ISO 7/1)

CODE	De x Rp mm x inch	L mm	Z mm	Y mm				€
269102015NW	15 x 1/2"	52	31	24	55	20	300	18,53
269102018NW	18 x 1/2"	52	31	24	56	20	200	19,50
269102022NW	22 x 1/2"	52	32	24	65	10	200	20,58
269304022NW	22 x 3/4"	52	32	30	70	10	200	24,33
269304028NW	28 x 3/4"	57	37	30	76	10	150	26,27
269100028NW	28 x 1"	57	35	36	104	10	100	39,39

**184/001 UNW****B 10 23****BOCCHETTONE SEDE PIANA**

- FLAT FACED UNION
- DURCHGANGSVERSCHRAUBUNG MIT PRESSENDEN FLACHDICHEND
- ÉLÉMENT DE TRANSITION FILTÉ PLAT AVEC MANCHONS DES 2 CÔTES
- RÁCOR 3 PIEZAS PLANO

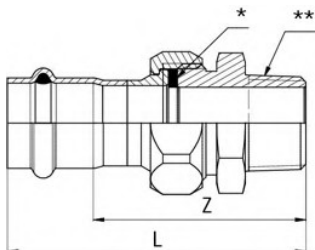
MATERIAL: AISI 304L - 1.4307**O-RING:** EPDM nero - black - Schwarz - noir - negro**GASKET:** [*]: EPDM nero - black - Schwarz - noir - negro

CODE	De mm	L mm	Y mm	Z mm	Gasket mm				€
184015001UNW	15	100	56	34	24x14 thk 2,5	162	10	100	40,43
184018001UNW	18	101	57	39	30x20 thk 2,5	207	10	100	47,86
184022001UNW	22	105	57	39	30x20 thk 2,5	219	10	80	53,67
184028001UNW	28	120	72	58	47,5x37 thk 2,5	498	5	30	69,68
184035001UNW	35	127,5	71,5	67	56x42 thk 2,5	661	4	20	87,94
184042001UNW	42	152	80	77	66x56 thk 2,5	875	2	20	109,00
184054001UNW	54	165,5	83,5	90	79,5x69 thk 2,5	1250	2	10	205,97

B10 23

184/002 UNW**BOCCHETTONE SEDE PIANA FILETTO M**

- STRAIGHT MALE UNION CONNECTOR
- DURCHGANGSVERSCHRÄUBUNG MIT AUSSENGEWINDE
- RACCORD UNION FILETÉ
- RÁCOR 3 PIEZAS ROSCADO MACHO

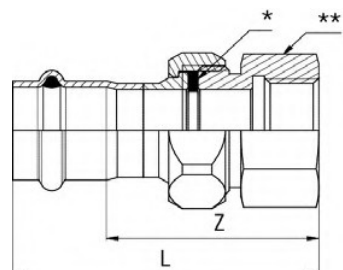
MATERIAL: AISI 304L - 1.4307**FITTING:** (**): ottone - brass - Messing - laiton - latón**O-RING:** EPDM nero - black - Schwarz - noir - negro**GASKET:** (*): EPDM nero - black - Schwarz - noir - negro**THREAD:** EN 10226-1 (ex ISO 7/1)

CODE	De x R mm x inch	L mm	Z mm	Gasket mm				€
184015002UNW	15 x 1/2"	78,5	56,5	24x14 thk 2,5	150	2	120	36,10
184018002UNW	18 x 1/2"	79	57	24x14 thk 2,5	150	2	120	41,10
184022002UNW	22 x 3/4"	83,5	59,5	30x20 thk 2,5	221	2	80	42,32
184028002UNW	28 x 1"	91,5	67,5	39x27 thk 2,5	391	2	50	72,16
184035002UNW	35 x 1 1/4"	101	73	44,5x34 thk 2,5	582	2	30	92,08
184042002UNW	42 x 1 1/2"	110,5	74,5	50,5x40 thk 2,5	629	2	30	105,76
184054002UNW	54 x 2"	123	82	65,5x53,5 thk 2,5	1182	2	16	181,63

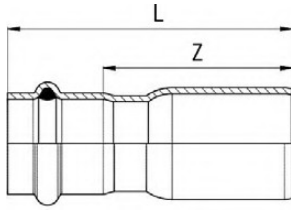
B10 23

184/003 UNW**BOCCHETTONE SEDE PIANA FILETTO F**

- STRAIGHT FEMALE UNION CONNECTOR
- DURCHGANGSVERSCHRÄUBUNG MIT INNENGEWINDE
- RACCORD UNION TARAUDÉ
- RÁCOR 3 PIEZAS HEMBRA

MATERIAL: AISI 304L - 1.4307**FITTING:** (**): ottone - brass - Messing - laiton - latón**O-RING:** EPDM nero - black - Schwarz - noir - negro**GASKET:** (*): EPDM nero - black - Schwarz - noir - negro**THREAD:** EN 10226-1 (ex ISO 7/1)

CODE	De x Rp mm x inch	L mm	Z mm	Gasket mm				€
184015003UNW	15 x 1/2"	73	51	24x14 thk 2,5	155	2	120	36,10
184018003UNW	18 x 1/2"	73,5	51,5	24x14 thk 2,5	155	2	120	43,51
184022003UNW	22 x 3/4"	78,5	54,5	30x20 thk 2,5	229	2	80	47,30
184028003UNW	28 x 1"	84	60	39x27 thk 2,5	438	2	40	62,24
184035003UNW	35 x 1 1/4"	93	65	44,5x34 thk 2,5	538	2	30	77,17
184042003UNW	42 x 1 1/2"	102,5	66,5	50,5x40 thk 2,5	597	2	30	95,86
184054003UNW	54 x 2"	121	80	65,5x53,5 thk 2,5	1192	2	16	182,88

**191 UNW**

≤54 B 10 23

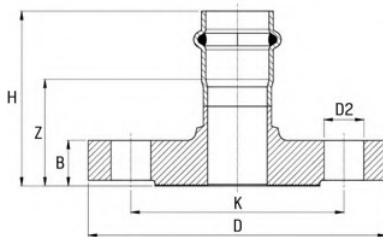
76÷108 B 10 33

RIDUZIONE MF

- REDUCER
- REDUZIERSTÜCK
- REDUCTION
- REDUCCIÓN MH

MATERIAL: AISI 304L - 1.4307**O-RING:** EPDM nero - black - Schwarz - noir - negro

CODE	De mm	L mm	Z mm				€
191018015UNW	18 x 15	62,5	40,5	42	20	300	8,93
191022015UNW	22 x 15	78	56	58	20	300	9,79
191022018UNW	22 x 18	68,5	46,5	55	20	300	10,10
191028015UNW	28 x 15	78,5	56,5	66	20	200	12,67
191028018UNW	28 x 18	75	53	69	20	200	11,83
191028022UNW	28 x 22	71,5	47,5	71	20	200	11,77
191035015UNW	35 x 15	89	67	103	10	100	40,53
191035018UNW	35 x 18	89	67	95	10	100	41,04
191035022UNW	35 x 22	85,5	61,5	98	10	100	34,53
191035028UNW	35 x 28	79,5	55,5	101	10	80	26,74
191042022UNW	42 x 22	99,5	75,5	128	4	80	43,55
191042028UNW	42 x 28	103	79	148	4	80	44,51
191042035UNW	42 x 35	95	67	147	4	40	29,00
191054028UNW	54 x 28	110	86	183	4	40	51,04
191054035UNW	54 x 35	113,5	85,5	204	4	40	63,56
191054042UNW	54 x 42	111	75	217	4	32	30,90
191076042UNW	76,1 x 42	155	119	482	4	4	89,35
191076054UNW	76,1 x 54	164	123	539	4	4	91,32
191088054UNW	88,9 x 54	184	146	693	4	4	99,36
191108054UNW	108 x 54	190	149	841	2	2	107,08

**193/000 UNW**

B 10 23

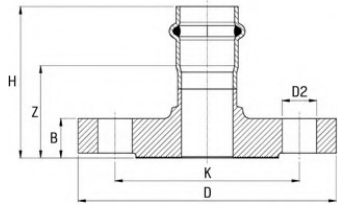
MANICOTTO FLANGIATO

- ADAPTOR FLANGE
- ÜBERGANGSFLANSCH
- BRIDE DE RACCORDEMENT
- BRIDA ADAPTADOR

MATERIAL: AISI 304L - 1.4307**O-RING:** EPDM nero - black - Schwarz - noir - negro**PN 16**

CODE	De mm	DN flg	H mm	Z mm	B mm	D mm	D2 mm	Holes Nr.	K mm				€
193022000UNW	22	20	61,5	37,5	16	105	14	4	75	946	2	14	97,83
193028000UNW	28	25	63	39	16	115	14	4	85	1140	2	10	119,60
193035000UNW	35	32	65,5	37,5	16	140	18	4	100	1642	2	6	168,85
193042000UNW	42	40	75	39	16	150	18	4	110	1814	2	6	198,03
193054000UNW	54	50	82,5	41,5	16	165	18	4	125	2467	2	4	244,22

B 10 23






NEW

193/002 UNW**MANICOTTO FLANGIATO**

















- ADAPTOR FLANGE
- ÜBERGANGSFLANSCH
- BRIDE DE RACCORDEMENT
- BRIDA ADAPTADOR

MATERIAL: AISI 304L - 1.4307**O-RING:** EPDM nero - black - Schwarz - noir - negro

PN 6

CODE	De mm	DN flg	H mm	Z mm	B mm	D mm	D2 mm	Holes Nr.	K mm				€
193035002UNW	35	32	63,5	35,5	14	120	14	4	90	1064	2	6	146,22
193042002UNW	42	40	73	37	14	130	14	4	100	1202	2	6	171,50
193054002UNW	54	50	78,5	37,5	14	140	14	4	110	1365	2	4	211,50

Certificazioni / Certifications

		PRODUKTE DER WASSERVERSORGUNG	DW-8511DL0519	Ø 12 – 54 mm
		RACCORDI A PRESSARE IN RAME E BRONZO / COPPER AND BRASS FITTINGS PRODOTTI E COMPONENTI UTILIZZATI A CONTATTO CON ACQUA POTABILE PRODUCT AND ELEMENTS IN CONTACT WITH DRINKING WATER	ICIM-CAP-009671-04	Ø 12 – 54 mm
		SSYSTÉM TRUBEK A LISOVACÍCH TVAROVEK Z MĚDI PIPES AND PRESS FITTINGS SYSTEMS MADE OF COPPER	202/C5/2023/B-00510-23	Ø 12 – 54 mm
		SYSTÈME DE CANALISATIONS MÉTALLIQUES	79-2330_V1	Ø 12 – 54 mm
		ATTESTATION DE CONFORMITE SANITAIRE – SYSTÈME AEPRES UNIKO	23 ACC LY158	Ø 12 – 54 mm
		STISLJIVI SPOJNI ELEMENTI ZA STROJNE INSTALACIJE	C2572/23	Ø 12 – 54 mm
		TUZVEDELMI MEGFELELŐSÉGÉRŐL	TMI - 3/2025	Ø 12 – 54 mm
		PRESSKOPPLINGAR TILLVERKADE AV KOPPAR	C901193	Ø 12 – 54 mm

Campi di applicazione / Fields of application

AES PRES UNIKO®



Acqua potabile
Potable water



Riscaldamento
Heating



Raffrescamento
Cooling



Solare termico con O-Ring FKM
Solar thermal with FKM O-Ring



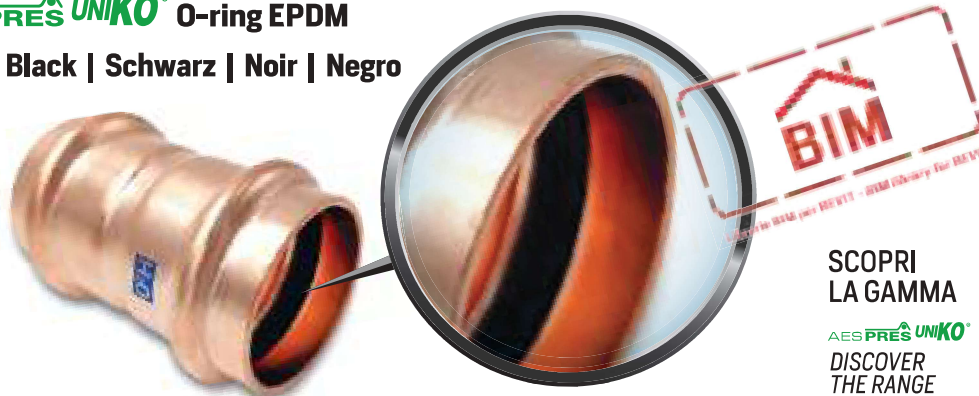
Aria compressa
Compressed Air



Antincendio
Fire protection systems

AES PRES UNIKO® O-ring EPDM

Nero | Black | Schwarz | Noir | Negro



SCOPRI
LA GAMMA

AES PRES UNIKO®
DISCOVER
THE RANGE



FOCUS ON

TUBO RAME PER AESPRES - AESPRES GAS / AESPRES - AESPRES GAS COPPER PIPING

Le tubazioni per impianti acqua e gas in rame, devono essere rispondenti alla norma UNI EN 1057:2010.
 Rame e leghe di rame - Tubi rotondi di rame senza saldatura per acqua e gas nelle applicazioni sanitarie e di riscaldamento.
Piping for copper water and gas installation should comply with the standard EN 1057:2010, "Copper and copper alloys - Round tubes in copper without welding for water and gas in health-care and heating applications".

TABELLA 4: CARATTERISTICHE DEI TUBI DI RAME - EN 1057

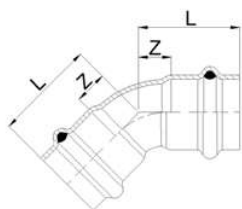
Classe di resistenza <i>Resistance class</i>	Stato di fornitura <i>Delivery condition</i>	ϕ (mm)
R220	Ricotto - Rotoli <i>Annealed - Roll</i>	12 ÷ 22
R250	Semiduro - Barre <i>Semi-hard - Bar</i>	12 ÷ 28
R290	Duro - Barre <i>Hard - Bar</i>	12 ÷ 54

Classe di resistenza <i>Resistance class</i>	Resistenza minima alla trazione <i>Minimum traction resistance Rm (MPa)</i>	Allungamento minimo alla rottura <i>Minimum breaking elongation (%)</i>
R220	220	40
R250	250	20
R290	290	3

Le dimensioni dei tubi utilizzabili con i sistemi a pressare **Aespres** ed **Aespres Gas** sono espote nella tabella sottostante.
*Tube sizes to be used with **Aespres** and **Aespres Gas** press fittings are included in the annexed table.*

DIMENSIONI DEI TUBI DI RAME - EN 1057 / DVGW GW 392
AESPRES PIPES DIMENSIONS AND CHARACTERISTICS - EN 1057 / DVGW GW 392

ϕ ESTERNO x SP. <i>EXTERNAL ϕ x THK. mm</i>	DN	ϕ INTERNO <i>INTERNAL ϕ mm</i>	MASSA <i>MASS kg/m</i>	CONTENUTO D'ACQUA <i>WATER VOLUME l/m</i>	STATO FORNITURA <i>SUPPLIED CONDITION</i>
12x1	10	10	0,309	0,079	Rotolo / Roll 25/50 m (R220) o / or Barra / Bar 5 m (R250 - R290)
14x1	12	12	0,366	0,113	
15x1	12	13	0,393	0,133	
16x1	14	14	0,422	0,154	
18x1	15	16	0,477	0,201	
22x1	20	20	0,589	0,314	
28x1,5	25	25	1,115	0,491	Barra / Bar 5 m (R250 - R290)
35x1,5	32	32	1,410	0,804	Barra / Bar 5 m (R290)
42x1,5	40	39	1,704	1,194	
54x2	50	50	2,918	1,963	

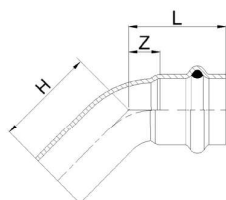
**681/450 U****B 70 77****CURVA 45° FF**

- 45° ELBOW FF
- BOGEN 45° II
- COUDE FF 45°
- CURVA 45° HH

MATERIAL: Cu-DHP99,9 - CW024A**O-RING:** EPDM nero - black - Schwarz - noir - negro

CODE	De mm	L mm	Z mm				€
681012450U	12	24,5	6	29	10*	400	8,12
681014450U	14	27,5	5,5	37	10*	300	10,93
681015450U	15	29	7	40	10*	300	8,12
681016450U	16	28	6	42	10*	300	11,72
681018450U	18	30,5	8,5	49	10*	300	8,51
681022450U	22	34	10	70	10*	100	10,55
681028450U	28	36	12	93	5*	100	33,18
681035450U	35	41	15	132	5*	60	47,75
681042450U	42	53	17	211	2*	40	77,55
681054450U	54	62	21	305	2*	20	108,60

[*] unità minima di vendita / minimum selling quantity

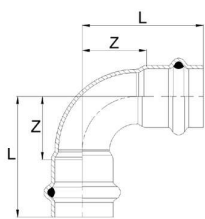
**681/451 U****B 70 77****CURVA 45° MF**

- 45° ELBOW MF
- BOGEN 45° IA
- COUDE MF 45°
- CURVA 45° HM

MATERIAL: Cu-DHP99,9 - CW024A**O-RING:** EPDM nero - black - Schwarz - noir - negro

CODE	De mm	L mm	H mm	Z mm				€
681012451U	12	24,5	31	6	27	10*	400	6,58
681014451U	14	27	33	5	33	10*	300	10,58
681015451U	15	29	31	7	35	10*	300	6,71
681016451U	16	28	33	6	38	10*	300	11,61
681018451U	18	30,5	32,5	8,5	44	10*	300	8,66
681022451U	22	34	35	10	63	10*	100	9,70
681028451U	28	36	45	12	88	5*	100	32,86
681035451U	35	41	45,5	15	127	5*	60	46,04
681042451U	42	53	63,5	17	208	2*	40	72,21
681054451U	54	62	73,5	21	306	2*	20	107,16

[*] unità minima di vendita / minimum selling quantity



681/900 U




B 7077

CURVA 90° FF

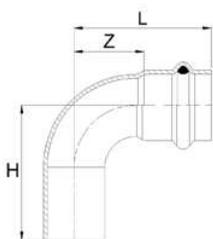
- 90° ELBOW FF
- BOGEN 90° II
- COUDE FF 90°
- CURVA 90° HH

MATERIAL: Cu-DHP99,9 - CW024A

O-RING: EPDM nero - black - Schwarz - noir - negro

CODE	De mm	L mm	Z mm				€
681012900U	12	33	14,5	34	10*	400	7,44
681014900U	14	36	14	43	10*	300	11,84
681015900U	15	38	16	46	10*	300	7,44
681016900U	16	37	15	48	10*	300	12,63
681018900U	18	40	18	56	10*	200	9,70
681022900U	22	49	26	87	10*	100	12,16
681028900U	28	55	31	122	5*	50	25,43
681035900U	35	61	35	169	5*	50	50,73
681042900U	42	78	42	267	2*	30	96,70
681054900U	54	95	54	401	2*	16	130,64

[*] unità minima di vendita / minimum selling quantity



681/901 U




B 7077

CURVA 90° MF

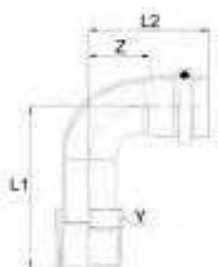
- 90° ELBOW MF
- BOGEN 90° IA
- COUDE MF 90°
- CURVA 90° HM

MATERIAL: Cu-DHP99,9 - CW024A

O-RING: EPDM nero - black - Schwarz - noir - negro

CODE	De mm	L mm	H mm	Z mm				€
681012901U	12	33	43,5	14,5	33	10*	400	6,94
681014901U	14	36	40	14	38	10*	300	11,38
681015901U	15	38	40	16	41	10*	300	6,94
681016901U	16	37	41	15	44	10*	300	12,52
681018901U	18	40	43	18	52	10*	200	9,53
681022901U	22	49	48	26	79	10*	100	12,40
681028901U	28	55	57	31	114	5*	50	27,86
681035901U	35	61	66	35	164	5*	50	50,07
681042901U	42	78	88	42	264	2*	30	98,86
681054901U	54	95	108	54	400	2*	16	132,20

[*] unità minima di vendita / minimum selling quantity

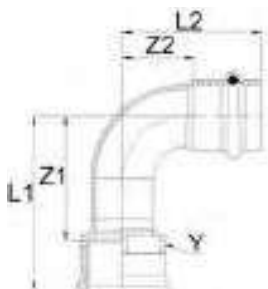
**697 U****B7077****CURVA FILETTATA 90° FILETTO M**

- 90° ELBOW MALE BSP
- BOGEN 90° MIT AG
- COUDE 90° AVEC FILETAGE M
- CODO A 90° MH

MATERIAL: Cu-DHP99,9 - CW024A**O-RING:** EPDM nero - black - Schwarz - noir - negro**THREAD:** EN 10226-1 (ex ISO 7/1)

CODE	De x R mm x inch	L1 mm	L2 mm	Z mm	Y mm				€
697308012U	12 x 3/8"	39	33	14,5	17	43	10*	150	36,41
697102012U	12 x 1/2"	42	33	14,5	21,5	63	10*	150	36,61
697308015U	15 x 3/8"	47	38	16	19	55	10*	150	54,45
697102015U	15 x 1/2"	52	38	16	21,5	75	10*	150	36,61
697102018U	18 x 1/2"	55	40	18	21,5	83	10*	150	58,07
697304018U	18 x 3/4"	57	40	18	27	102	10*	100	56,75
697304022U	22 x 3/4"	66	49	26	27	125	10*	100	59,10
697100028U	28 x 1"	77	55	31	34	196	5*	50	88,40
697114035U	35 x 1 1/4"	91	61	35	43	301	5*	40	117,49
697112042U	42 x 1 1/2"	99	78	42	50	408	2*	30	160,41
697200054U	54 x 2"	116	95	54	65	650	2*	20	226,96

[*] unità minima di vendita / minimum selling quantity

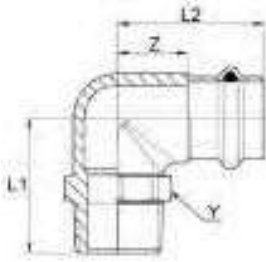
**698 U****B7077****CURVA FILETTATA 90° FILETTO F**

- 90° ELBOW FEMALE BSP
- BOGEN 90° MIT IG
- COUDE 90° AVEC FILETAGE F
- CODO A 90° HH

MATERIAL: Cu-DHP99,9 - CW024A**O-RING:** EPDM nero - black - Schwarz - noir - negro**THREAD:** EN 10226-1 (ex ISO 7/1)

CODE	De x Rp mm x inch	L1 mm	L2 mm	Z1 mm	Z2 mm	Y mm				€
698308012U	12 x 3/8"	38	33	25	14,5	19,5	46	10*	100	22,59
698102012U	12 x 1/2"	40	33	24	14,5	19,5	61	10*	100	22,59
698308015U	15 x 3/8"	44	38	32	16	21,5	62	10*	100	53,02
698102015U	15 x 1/2"	50	38	34	16	24	74	10*	100	22,59
698304015U	15 x 3/4"	51	38	34	16	30	96	10*	100	52,10
698102018U	18 x 1/2"	53	40	37	18	24	82	10*	100	50,72
698304018U	18 x 3/4"	54	40	37	18	30	103	10*	100	56,31
698102022U	22 x 1/2"	59	49	43	26	27	124	10*	100	60,60
698304022U	22 x 3/4"	63	49	46	26	30	130	10*	100	35,74
698100022U	22 x 1"	67	49	47	26	37,5	173	10*	50	56,75
698304028U	28 x 3/4"	67	55	50	31	34	184	5*	50	63,55
698100028U	28 x 1"	72	55	52	31	37,5	195	5*	50	65,13
698114035U	35 x 1 1/4"	88	61	66	35	46	288	5*	40	107,31
698112042U	42 x 1 1/2"	94	78	72	42	53	403	2*	20	138,38
698200054U	54 x 2"	110	95	84	54	65	588	2*	10	219,68

[*] unità minima di vendita / minimum selling quantity



697/BU

B7077




GOMITO MISTO 90° FILETTO M

- ELBOW ADAPTER 90° WITH MALE THREAD
- ÜBERGANGSWINKEL 90° AG
- EQUERRE 90° AVEC FILETAGE M
- CODO MACHO

MATERIAL: CuZn21Si3P - CW724R

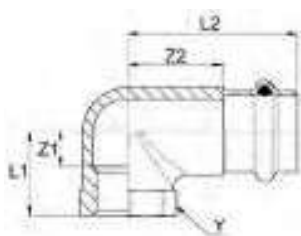
O-RING: EPDM nero - black - Schwarz - noir - negro

THREAD: EN 10226-1 (ex ISO 7/1)

CODE	De x R mm x inch	L1 mm	L2 mm	Z mm	Y mm				€
697308012BU	12 x 3/8"	31	31	12,5	20	68	10*	200	34,59
697102012BU	12 x 1/2"	37	37	18,5	24	106	10*	150	34,79
697102014BU**	14 x 1/2"	34	39	17	20	83	10*	150	34,79
697308015BU	15 x 3/8"	35	40	18	22	95	10*	150	51,72
697102015BU	15 x 1/2"	35	39	17	24	106	10*	150	34,79
697102016BU**	16 x 1/2"	34	39	17	20	87	10	120	55,17
697102018BU	18 x 1/2"	42	42	20	24	130	10*	120	55,17
697304018BU	18 x 3/4"	41	46	24	30	163	10*	100	53,92
697304022BU	22 x 3/4"	41	44	21	30	182	10*	80	56,13
697100028BU	28 x 1"	58	58	34	36	378	5*	50	83,97
697114035BU	35 x 1 1/4"	58	58	32	45	465	5*	40	111,62
697112042BU	42 x 1 1/2"	65	65	29	50	582	2*	24	152,39
697200054BU	54 x 2"	80	83	42	65	1173	2*	16	215,63

[*] unità minima di vendita / minimum selling quantity

[**] Material: CuSn5Zn5Pb2-C - CC499K

**698/B U****B 70 77****GOMITO MISTO 90° FILETTO F**

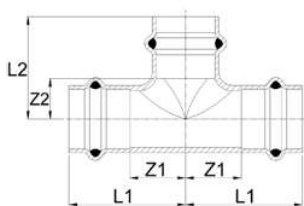
- ELBOW ADAPTER 90° WITH FEMALE THREAD
- ÜBERGANGSWINKEL 90° IG
- EQUERRE 90° AVEC FILETAGE F
- CODO HEMBRA

MATERIAL: CuZn21Si3P - CW724R**O-RING:** EPDM nero - black - Schwarz - noir - negro**THREAD:** EN 10226-1 (ex ISO 7/1)

CODE	De x Rp mm x inch	L1 mm	L2 mm	Z1 mm	Z2 mm	Y mm				€
698308012BU	12 x 3/8"	17	38	12	19,5	24	71	10*	200	21,46
698102012BU	12 x 1/2"	20	40	14	21,5	28	93	10*	150	21,46
698102014BU**	14 x 1/2"	21,5	42	8	20	26	84	10*	150	26,14
698308015BU	15 x 3/8"	19	46	12	24	24	92	10*	150	50,36
698102015BU	15 x 1/2"	22	44	15	22	28	108	10*	150	21,46
698304015BU	15 x 3/4"	25	50	18	28	34	149	10*	100	49,49
698102016BU**	16 x 1/2"	22	44	8,5	22	26	88	10*	150	48,18
698102018BU	18 x 1/2"	22	46	14	24	28	117	10*	150	48,18
698304018BU	18 x 3/4"	24	50	18	28	34	154	10*	100	53,49
698102022BU	22 x 1/2"	26	52	15	29	28	159	10*	100	57,57
698304022BU	22 x 3/4"	27	52	18	29	34	187	10*	100	33,94
698100022BU	22 x 1"	29	59	20	36	43	280	10*	50	53,92
698304028BU	28 x 3/4"	27	58	17	34	34	224	5*	50	60,38
698100028BU	28 x 1"	33	59	20	35	43	321	5*	50	61,87
698114035BU	35 x 1 1/4"	39	66	24	40	52	492	5*	40	101,94
698112042BU	42 x 1 1/2"	43	77	24	41	57	596	2*	30	131,47
698200054BU	54 x 2"	55	97	30	56	72	1192	2*	16	208,69

[*] unità minima di vendita / minimum selling quantity

[**] Material: CuSn5Zn5Pb2-C - CC499K

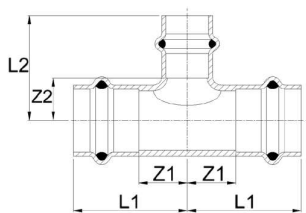
**682 U****B 70 77****"T"**

- EQUAL TEE
- T-STÜCK
- TÉ ÉGAL
- TE IGUAL HHH

MATERIAL: Cu-DHP99,9 - CW024A**O-RING:** EPDM nero - black - Schwarz - noir - negro

CODE	De mm	L1 mm	L2 mm	Z1 mm	Z2 mm				€
682012000U	12	31	31	12,5	12,5	57	10*	200	11,10
682014000U	14	35	33	13	11	70	10*	200	20,57
682015000U	15	40	33	18	11	81	10*	200	11,10
682016000U	16	36	33,5	14	11,5	79	10*	150	21,82
682018000U	18	42	35	20	13	99	10*	100	15,11
682022000U	22	44	38	21	15	131	10*	80	19,44
682028000U	28	48	43	24	19	180	5*	50	35,15
682035000U	35	52	48	26	22	240	5*	30	59,50
682042000U	42	65	65	29	29	376	2*	20	115,52
682054000U	54	75	75	34	34	579	2*	12	142,83

[*] unità minima di vendita / minimum selling quantity






692 U

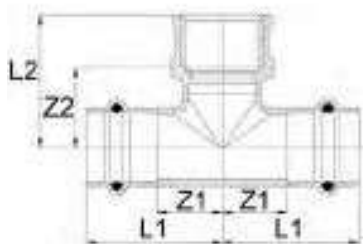
“T” RIDOTTO

- REDUCING TEE
- T-STÜCK MIT REDUZIERTEM ABGANG
- TÉ RÉDUIT
- TE REDUCIDA HHH

MATERIAL: Cu-DHP99,9 – CW024A
O-RING: EPDM nero – black – Schwarz – noir – negro

CODE	De mm	L1 mm	L2 mm	Z1 mm	Z2 mm				€
692014012U	14 x 12 x 14	35	29,5	13	11,5	66	10*	200	22,04
692015012U	15 x 12 x 15	38,5	31,5	16,5	13	76	10*	200	12,86
692016014U	16 x 14 x 16	36	33,5	14	11,5	78	10*	150	26,24
692018012U	18 x 12 x 18	38,5	33	16,5	14,5	86	10*	100	14,27
692018014U	18 x 14 x 18	38	33,5	16	11,5	87	10*	100	31,01
692018015U	18 x 15 x 18	40	35	18	13	92	10*	100	13,73
692018016U	18 x 16 x 18	38	33,5	16	11,5	103	10*	100	30,90
692022012U	22 x 12 x 22	39,5	35	15,5	16,5	108	10*	80	17,06
692022014U	22 x 14 x 22	40	37	17	15	111	10*	80	33,29
692022015U	22 x 15 x 22	40	37	17	15	112	10*	80	16,43
692022016U	22 x 16 x 22	40	37	17	15	113	10*	80	36,57
692022018U	22 x 18 x 22	42	37	19	15	119	10*	80	21,00
692028015U	28 x 15 x 28	40	44	16	22	140	5*	50	40,02
692028018U	28 x 18 x 28	42	44	18	22	149	5*	50	55,35
692028022U	28 x 22 x 28	44	42	20	19	159	5*	50	39,93
692035015U	35 x 15 x 35	44	48	18	26	185	5*	30	58,90
692035018U	35 x 18 x 35	44	48	18	26	188	5*	30	62,33
692035022U	35 x 22 x 35	46	49	20	26	202	5*	30	54,06
692035028U	35 x 28 x 35	48	46	22	22	213	5*	30	56,95
692042022U	42 x 22 x 42	53	55	17	32	270	2*	20	103,29
692042028U	42 x 28 x 42	55	56	19	32	287	2*	20	104,85
692042035U	42 x 35 x 42	58	55	22	29	310	2*	20	108,60
692054022U	54 x 22 x 54	60	61	19	38	368	2*	12	162,12
692054028U	54 x 28 x 54	62	62	21	38	387	2*	12	167,14
692054035U	54 x 35 x 54	66	64	25	38	423	2*	12	173,46
692054042U	54 x 42 x 54	69	71	28	35	509	2*	12	129,79

[*] unità minima di vendita / minimum selling quantity


**689 U****B 70 77****"T" CON DERIVAZIONE FILETTO F**

- BRANCH TEE FEMALE BSP OUTLET
- T-STÜCK MIT ABGANG IG
- TÉ MIXTE AVEC FILETAGE F
- TE HEMBRA ROSCADA

MATERIAL: Cu-DHP99,9 - CW024A**O-RING:** EPDM nero - black - Schwarz - noir - negro**THREAD:** EN 10226-1 (ex ISO 7/1)

CODE	De x Rp x De mm x inch x mm	L1 mm	L2 mm	Z1 mm	Z2 mm				€
689102012U	12 x 1/2" x 12	31	37,5	12,5	21,5	83	10*	100	37,48
689308015U	15 x 3/8" x 15	40	33	18	21	94	10*	100	64,02
689102015U	15 x 1/2" x 15	40	39	18	23	105	10*	100	36,56
689102018U	18 x 1/2" x 18	40	40,5	18	24,5	116	10*	100	63,50
689102022U	22 x 1/2" x 22	44	39,5	21	23,5	161	10*	100	51,28
689304022U	22 x 3/4" x 22	44	43,5	21	26,5	169	10*	50	73,53
689102028U	28 x 1/2" x 28	44	42,5	20	26,5	188	5*	50	64,28
689304028U	28 x 3/4" x 28	44	46,5	20	29,5	196	5*	50	83,21
689100028U	28 x 1" x 28	48	50	24	30	245	5*	50	86,62
689102035U	35 x 1/2" x 35	46	47	20	31	229	5*	50	89,59
689102042U	42 x 1/2" x 42	53	51	17	35	295	2*	20	108,66
689102054U	54 x 1/2" x 54	60	58	19	42	392	2*	14	129,48

[*] unità minima di vendita / minimum selling quantity

**689/B U****B 70 77****"T" CON DERIVAZIONE FILETTO F**

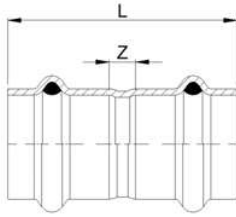
- BRANCH TEE FEMALE BSP OUTLET
- T-STÜCK MIT ABGANG IG
- TÉ MIXTE AVEC FILETAGE F
- TE HEMBRA ROSCADA

MATERIAL: CuZn21Si3P - CW724R**O-RING:** EPDM nero - black - Schwarz - noir - negro**THREAD:** EN 10226-1 (ex ISO 7/1)

CODE	De x Rp x De mm x inch x mm	L1 mm	L2 mm	Z1 mm	Z2 mm				€
689308015BU	15 x 3/8" x 15	43,5	22,5	21,5	10,5	123	10*	100	60,81
689102015BU	15 x 1/2" x 15	43,5	22,5	21,5	8,5	137	10*	100	34,72
689102016BU**	16 x 1/2" x 16	40,5	22	18,5	10	115	10*	100	60,34
689102018BU	18 x 1/2" x 18	44	24	22	10	157	10*	100	60,34
689102022BU	22 x 1/2" x 22	45	26	22	12	183	10*	100	48,71
689304022BU	22 x 3/4" x 22	48	30	25	14	213	10*	50	69,85
689102028BU	28 x 1/2" x 28	47,5	29	23,5	15	233	5*	50	61,06
689304028BU	28 x 3/4" x 28	50	30	26	14	254	5*	50	79,06
689100028BU	28 x 1" x 28	54	34	30	16	322	5*	50	82,29
689102035BU	35 x 1/2" x 35	50,5	34	24,5	19	315	5*	50	85,09
689102042BU	42 x 1/2" x 42	63	38	27	23	461	2*	20	103,24
689102054BU	54 x 1/2" x 54	74	44	33	30	671	2*	14	123,00

[*] unità minima di vendita / minimum selling quantity

[**] Material: CuSn5Zn5Pb2-C - CC499K



683/000 U

B 7077

MANICOTTO

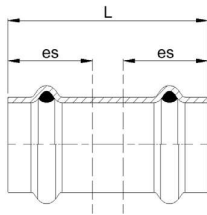
- COUPLING
- MUFFE
- MANCHON
- MANGUITO HH

MATERIAL: Cu-DHP99,9 - CW024A

O-RING: EPDM nero - black - Schwarz - noir - negro

CODE	De mm	L mm	Z mm				€
683012000U	12	41	4	26	10*	400	6,94
683014000U	14	46	2	33	10*	400	8,54
683015000U	15	49	5	36	10*	400	6,94
683016000U	16	46	2	36	10*	300	9,22
683018000U	18	49,5	5,5	42	10*	300	8,83
683022000U	22	52	6	57	10*	200	10,42
683028000U	28	55	7	76	5*	150	20,02
683035000U	35	59	7	102	5*	100	24,86
683042000U	42	80	8	170	2*	40	46,77
683054000U	54	90	8	236	2*	24	58,78

[*] unità minima di vendita / minimum selling quantity



683/001 U

B 7077

MANICOTTO PASSANTE

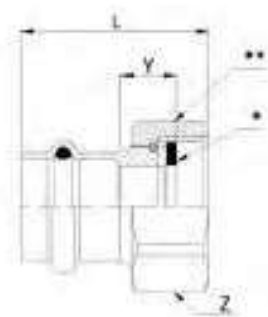
- SLIP COUPLING
- SCHIEBEMUFFE
- MANCHON LONG
- MANGUITO SIN TOPE

MATERIAL: Cu-DHP99,9 - CW024A

O-RING: EPDM nero - black - Schwarz - noir - negro

CODE	De mm	L mm	es mm				€
683012001U	12	41	19	26	10*	200	8,12
683014001U	14	46	22	33	10*	200	9,00
683015001U	15	49	22	36	10*	200	7,57
683016001U	16	46	22	36	10*	200	10,02
683018001U	18	49,5	22	42	10*	200	8,97
683022001U	22	52	23	57	10*	200	10,55
683028001U	28	55	24	76	5*	80	19,44
683035001U	35	59	26	102	5*	50	25,34
683042001U	42	80	36	170	2*	40	46,04
683054001U	54	90	41	236	2*	20	59,50

[*] unità minima di vendita / minimum selling quantity

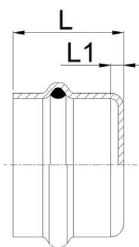
**683/002 U****MANICOTTO CON DADO FOLLE**

- VALVE CONNECTOR
- ANSCHLUSSVERSCHRAUBUNG
- RACCORD ÉCROU LIBRE
- RÁCOR DOS PIEZAS

MATERIAL: Cu-DHP99,9 - CW024A**FITTING:** [**]: ottone - brass - Messing - laiton - latón**O-RING:** EPDM nero - black - Schwarz - noir - negro**GASKET:** [*]: EPDM nero - black - Schwarz - noir - negro**THREAD:** ISO 228/1 (ex DIN 259)

CODE	De x G mm x inch	L mm	Z mm	Y mm	Gasket mm				€
683012022U	12 x 3/8"	40,8	21	18,5	14,5x10 thk 2,5	39	10*	250	22,53
683012012U	12x1/2"	44,1	24	20,5	18x10 thk 2,5	49	10*	250	22,53
683014022U	14 x 3/8"	44,8	21	18,5	14,5x10 thk 2,5	44	10*	250	22,53
683014012U	14 x 1/2"	48,1	24	20,5	18x13 thk 2,5	53	10*	250	22,53
683014002U	14 x 3/4"	50,5	30	21,5	24x14 thk 2,5	76	10*	250	27,08
683015012U	15 x 1/2"	49	25	21,5	18x10 thk 2,5	72	10*	250	22,53
683015002U	15 x 3/4"	39	30	11,5	24x14 thk 2,5	81	10*	250	20,20
683016012U	16 x 1/2"	48,1	24	20,5	18x13 thk 2,5	55	10*	250	27,08
683016002U	16 x 3/4"	50,5	30	21,5	24x14 thk 2,5	78	10*	250	27,08
683018002U	18 x 3/4"	40	30	12,5	24x14 thk 2,5	86	10*	250	20,78
683022012U	22 x 3/4"	53	30	24,5	24x14 thk 2,5	121	10*	200	27,08
683022002U	22 x 1"	44	36	13,5	30x20 thk 2,5	122	10*	200	20,46
683028012U	28 x 1"	58	36	26,5	30x20 thk 2,5	166	5*	150	33,22
683028002U	28 x 1"1/4	47	46	15	39x27 thk 2,5	186	5*	120	34,26
683028022U	28 x 1"1/2	47	55	14	44,5x30 thk 2,5	285	5*	120	38,29
683035012U	35 x 1"1/4	64	46	30,5	39x27 thk 2,5	267	5*	60	39,27
683035002U	35 x 1"1/2	52	55	17,5	44,5x30 thk 2,5	311	5*	60	40,08
683042022U	42 x 1"1/2	76	55	31,5	44,5x30 thk 2,5	435	2*	30	79,91
683042002U	42 x 2"	61	65	12,5	56x42 thk 2,5	367	2*	30	94,07
683054022U	54 x 2"	91,5	65	38,5	56x42 thk 2,5	578	2*	20	122,19
683054002U	54 x 2"1/2	72,5	82	17	71,5x53 thk 3	647	2*	20	126,37

[*] unità minima di vendita / minimum selling quantity






683/003 U

B 7077

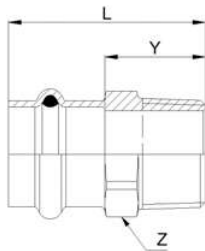
TAPPO DI CHIUSURA

- STOP END
- VERSCHLUSSKAPPE
- BOUCHON D'OBTURATION
- TAPÓN

MATERIAL: Cu-DHP99,9 – CW024A
O-RING: EPDM nero – black – Schwarz – noir – negro

CODE	De mm	L mm	L1 mm				€
683012003U	12	22	5	14	10*	500	13,86
683014003U	14	24,8	2,8	19	10*	500	14,53
683015003U	15	25,5	3,5	20	10*	500	14,53
683016003U	16	25,3	3,3	21	10*	300	19,13
683018003U	18	25,5	3,5	23	10*	300	19,13
683022003U	22	26,5	3,5	33	10*	200	25,11
683028003U	28	27,5	3,5	45	5*	150	38,85
683035003U	35	30	4	62	5*	100	42,38
683042003U	42	40	4	101	2*	80	65,39
683054003U	54	46	5	145	2*	40	79,81

[*] unità minima di vendita / minimum selling quantity

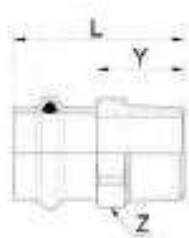
**687 U****B 70 77****MANICOTTO MISTO FILETTO M**

- MALE ADAPTER
- ÜBERGANGSSTÜCK MIT AG
- RACCORD AVEC FILETAGE MALE
- UNIÓN MACHO

MATERIAL: Cu-DHP99,9 - CW024A**O-RING:** EPDM nero - black - Schwarz - noir - negro**THREAD:** EN 10226-1 (ex ISO 7/1)

CODE	De x R mm x inch	L mm	Z mm	Y mm				€
687308012U	12 x 3/8"	37,5	17	19	34	10*	300	11,34
687102012U	12 x 1/2"	40,5	21,5	22	52	10*	300	8,18
687308015U	15 x 3/8"	40	19	18	37	10*	300	12,60
687102015U	15 x 1/2"	44	22	22	54	10*	300	8,18
687304015U	15 x 3/4"	46	27	24	70	10*	200	16,70
687102018U	18 x 1/2"	44	22	22	57	10*	300	10,41
687304018U	18 x 3/4"	46	27	24	72	10*	200	11,90
687102022U	22 x 1/2"	45	27	22	79	10*	200	17,17
687304022U	22 x 3/4"	47	27	24	77	10*	200	15,42
687100022U	22 x 1"	52	34	29	126	10*	100	20,73
687304028U	28 x 3/4"	48	34	24	107	5*	100	47,11
687100028U	28 x 1"	53	34	29	127	5*	100	28,79
687114028U	28 x 1 1/4"	55	43	31	187	5*	60	59,34
687100035U	35 x 1"	56	40	29	162	5*	100	65,60
687114035U	35 x 1 1/4"	57	43	31	188	5*	50	62,91
687112035U	35 x 1 1/2"	57	49	31	233	5*	50	68,10
687114042U	42 x 1 1/4"	67	49	31	256	2*	40	85,57
687112042U	42 x 1 1/2"	68	49	32	252	2*	40	88,18
687112054U	54 x 1 1/2"	73	61	32	370	2*	32	148,68
687200054U	54 x 2"	78	61	37	372	2*	32	170,09

[*] unità minima di vendita / minimum selling quantity

**687/B U****B 70 77****MANICOTTO MISTO FILETTO M**


- MALE ADAPTER
- ÜBERGANGSSTÜCK MIT AG
- RACCORD AVEC FILETAGE MALE
- UNIÓN MACHO

MATERIAL: CuZn21Si3P - CW724R**O-RING:** EPDM nero - black - Schwarz - noir - negro**THREAD:** EN 10226-1 (ex ISO 7/1)

CODE	De x R mm x inch	L mm	Z mm	Y mm				€
687308014BU**	14 x 3/8"	38,5	19	16,5	37	10*	300	15,01
687102014BU**	14 x 1/2"	41,5	21	19,5	48	10*	300	12,52
687308015BU	15 x 3/8"	40	19	18	37	10*	300	11,97
687102015BU	15 x 1/2"	44	21,5	22	54	10*	300	7,77
687304015BU	15 x 3/4"	46	27	24	70	10*	200	15,87
687102016BU**	16 x 1/2"	41,5	21	19,5	48	10*	300	15,81
687304016BU**	16 x 3/4"	43	27	21	68	10*	200	18,41
687102018BU	18 x 1/2"	44	21,5	22	56	10*	300	9,90

[*] unità minima di vendita / minimum selling quantity

[**] Material: CuSn5Zn5Pb2-C - CC499K



687/B U

B 7077




MANICOTTO MISTO FILETTO M

- MALE ADAPTER
- ÜBERGANGSSTÜCK MIT AG
- RACCORD AVEC FILETAGE MALE
- UNIÓN MACHO

MATERIAL: CuZn21Si3P - CW724R

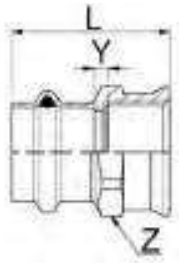
O-RING: EPDM nero - black - Schwarz - noir - negro

THREAD: EN 10226-1 (ex ISO 7/1)

CODE	De x R mm x inch	L mm	Z mm	Y mm				€
687304018BU	18 x 3/4"	46	27	24	71	10*	200	11,30
687102022BU	22 x 1/2"	45	27	22	77	10*	200	16,32
687304022BU	22 x 3/4"	47	27	24	75	10*	200	14,67
687100022BU	22 x 1"	52	34	29	124	10*	100	19,70
687304028BU	28 x 3/4"	48	34	24	104	5*	100	44,77
687100028BU	28 x 1"	53	34	29	124	5*	100	27,35
687114028BU	28 x 1"1/4	55	43	31	184	5*	60	56,38
687100035BU	35 x 1"	55	40	29	160	5*	100	62,32
687114035BU	35 x 1"1/4	57	43	31	186	5*	50	59,77
687112035BU	35 x 1"1/2	57	49	31	231	5*	50	64,70
687114042BU	42 x 1"1/4	67	49	31	254	2*	40	81,30
687112042BU	42 x 1"1/2	68	49	32	249	2*	40	83,78
687112054BU	54 x 1"1/2	73	61	32	369	2*	32	141,25
687200054BU	54 x 2"	78	61	37	367	2*	32	161,59

[*] unità minima di vendita / minimum selling quantity

[**] Material: CuSn5Zn5Pb2-C - CC499K

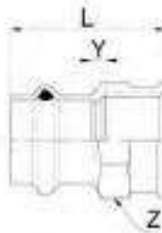
**690 U****B 70 77****MANICOTTO MISTO FILETTO F**

- FEMALE ADAPTER
- ÜBERGANGSSTÜCK MIT IG
- RACCORD AVEC FILETAGE FEMELLE
- UNIÓN HEMBRA

MATERIAL: Cu-DHP99,9 - CW024A**O-RING:** EPDM nero - black - Schwarz - noir - negro**THREAD:** EN 10226-1 (ex ISO 7/1)

CODE	De x Rp mm x inch	L mm	Z mm	Y mm				€
690308012U	12 x 3/8"	35	19,5	3,5	33	10*	240	10,04
690102012U	12 x 1/2"	38,5	24	4	49	10*	240	10,04
690308015U	15 x 3/8"	36	21,5	2	41	10*	240	10,99
690102015U	15 x 1/2"	43	24	5	53	10*	240	10,15
690304015U	15 x 3/4"	43	30	4	76	10*	240	20,95
690102018U	18 x 1/2"	42,5	24	4,5	56	10*	240	14,16
690304018U	18 x 3/4"	43	30	4	76	10*	200	27,64
690102022U	22 x 1/2"	43	26,5	4	82	10*	200	15,60
690304022U	22 x 3/4"	44	30	4	80	10*	150	17,03
690100022U	22 x 1"	47	37,5	4	121	10*	100	25,36
690102028U	28 x 1/2"	42	34	2	137	5*	100	50,03
690304028U	28 x 3/4"	43	34	2,5	115	5*	100	55,30
690100028U	28 x 1"	47	37,5	3	121	5*	100	31,21
690114028U	28 x 1 1/4"	54	46	8	181	5*	100	57,26
690304035U	35 x 3/4"	45	40	2	182	5*	80	66,31
690100035U	35 x 1"	48	40	1,5	159	5*	80	69,92
690114035U	35 x 1 1/4"	55	46	7	183	5*	50	69,07
690114042U	42 x 1 1/4"	60	49	4	237	2*	40	97,63
690112042U	42 x 1 1/2"	64	53	6	251	2*	40	100,17
690200054U	54 x 2"	73	65	6	359	2*	20	174,51

[*] unità minima di vendita / minimum selling quantity

**690/B U****B 70 77****MANICOTTO MISTO FILETTO F**

- FEMALE ADAPTER
- ÜBERGANGSSTÜCK MIT IG
- RACCORD AVEC FILETAGE FEMELLE
- UNIÓN HEMBRA

MATERIAL: CuZn21Si3P - CW724R**O-RING:** EPDM nero - black - Schwarz - noir - negro**THREAD:** EN 10226-1 (ex ISO 7/1)

CODE	De x Rp mm x inch	L mm	Z mm	Y mm				€
690308014BU**	14 x 3/8"	38,5	21	4	42	10*	240	15,58
690102014BU**	14 x 1/2"	40	26	3,5	59	10*	240	18,41
690308015BU	15 x 3/8"	36	21,5	2	41	10*	240	10,43
690102015BU	15 x 1/2"	43	24	5	53	10*	240	9,64
690304015BU	15 x 3/4"	43	30	4	75	10*	240	19,89
690102016BU**	16 x 1/2"	40	26	3,5	62	10*	240	18,76
690304016BU**	16 x 3/4"	42,5	31	4	78	10*	240	26,25
690102018BU	18 x 1/2"	42,5	24	4,5	56	10*	240	13,47

[*] unità minima di vendita / minimum selling quantity

[**] Material: CuSn5Zn5Pb2-C - CC499K



690/B U

B 7077

MANICOTTO MISTO FILETTO F

- FEMALE ADAPTER
- ÜBERGANGSSTÜCK MIT IG
- RACCORD AVEC FILETAGE FEMELLE
- UNIÓN HEMBRA

MATERIAL: CuZn21Si3P - CW724R

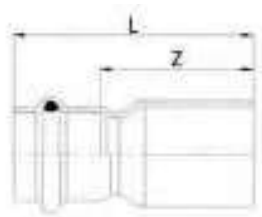
O-RING: EPDM nero - black - Schwarz - noir - negro

THREAD: EN 10226-1 (ex ISO 7/1)

CODE	De x Rp mm x inch	L mm	Z mm	Y mm				€
690304018BU	18 x 3/4"	43	30	4	76	10*	200	26,25
690102022BU	22 x 1/2"	43	26,5	4	82	10*	200	14,81
690304022BU	22 x 3/4"	44	30	4	80	10*	150	16,18
690100022BU	22 x 1"	47	37,5	4	120	10*	100	24,09
690102028BU	28 x 1/2"	42	34	2	137	5*	100	47,51
690304028BU	28 x 3/4"	43	34	-	114	5*	100	52,54
690100028BU	28 x 1"	47	37,5	3	120	5*	100	29,66
690114028BU	28 x 1"1/4	54	46	8	181	5*	100	54,40
690304035BU	35 x 3/4"	45	40	2	182	5*	80	63,00
690100035BU	35 x 1"	48	40	-	159	5*	80	66,42
690114035BU	35 x 1"1/4	55	46	7	183	5*	50	65,60
690114042BU	42 x 1"1/4	60	49	4	237	2*	40	92,74
690112042BU	42 x 1"1/2	64	53	6	250	2*	40	95,16
690200054BU	54 x 2"	73	65	6	358	2*	20	165,78

[*] unità minima di vendita / minimum selling quantity

[**] Material: CuSn5Zn5Pb2-C - CC499K

**691 U****B 70 77****RIDUZIONE MF**

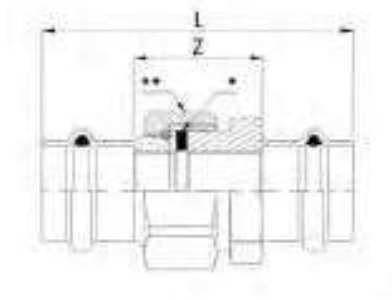
- REDUCER MF
- REDUZIERSTÜCK A/I
- REDUCTION MF
- REDUCCIÓN MH

MATERIAL: Cu-DHP99,9 - CW024A**O-RING:** EPDM nero - black - Schwarz - noir - negro

CODE	De mm	L mm	Z mm				€
691014012U	14 x 12	43	25	23	10*	300	8,21
691015012U	15 x 12	47	28,5	26	10*	300	6,26
691016012U	16 x 12	44	26	25	10*	300	8,32
691016014U	16 x 14	47	25	29	10*	300	8,32
691018012U	18 x 12	48	29,5	30	10*	300	6,58
691018014U	18 x 14	49	27	32	10*	300	10,25
691018015U	18 x 15	56	34	37	10*	300	6,26
691022014U	22 x 14	52	30	38	10*	300	10,58
691022015U	22 x 15	60	38	44	10*	300	7,44
691022016U	22 x 16	52	30	40	10*	300	10,70
691022018U	22 x 18	58	36	46	10*	300	7,80
691028015U	28 x 15	67	45	57	5*	200	18,86
691028018U	28 x 18	65	43	59	5*	200	19,29
691028022U	28 x 22	64	41	68	5*	200	19,81
691035022U	35 x 22	71	48	86	5*	100	23,43
691035028U	35 x 28	68	44	91	5*	80	25,57
691042022U	42 x 22	89	66	126	2*	80	40,02
691042028U	42 x 28	87	63	132	2*	80	39,01
691042035U	42 x 35	85	59	143	2*	40	38,05
691054035U	54 x 35	97	71	194	2*	40	53,17
691054042U	54 x 42	104	68	222	2*	32	50,87

[*] unità minima di vendita / minimum selling quantity

B7077



684/001 U

BOCCHETTONE SEDE PIANA

- FLAT FACED UNION
- DURCHGANGSVERSCHRAUBUNG MIT PRESSENDEN FLACHDICHTEND
- ÉLÉMENT DE TRANSITION FILTÉ PLAT AVEC MANCHONS DES 2 CÔTES
- RÁCOR 3 PIEZAS PLANO

MATERIAL: Cu-DHP99,9 - CW024A

FITTING: [**]: ottone - brass - Messing - laiton - latón

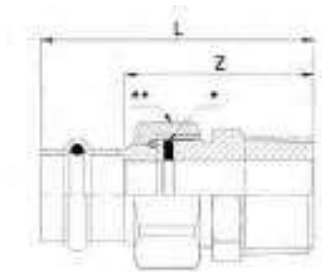
O-RING: EPDM nero - black - Schwarz - noir - negro

GASKET: [*]: EPDM nero - black - Schwarz - noir - negro

CODE	De mm	L mm	Z mm	Gasket mm	g			€
684012001U	12	63	26	18,2x11,2 thk 2	97	10*	100	78,26
684015001U	15	73,5	29,5	24x14 thk 2,5	165	10*	100	103,80
684018001U	18	74,5	30,5	24x14 thk 2,5	172	10*	100	118,28
684022001U	22	78,5	32,5	30x20 thk 2,5	248	10*	80	133,60
684028001U	28	83	35	39x27 thk 2,5	380	5*	30	142,37
684035001U	35	94,5	42,5	44,5x30 thk 2,5	624	5*	20	161,73
684042001U	42	111,5	39,5	56x42 thk 2,5	823	2*	20	219,09
684054001U	54	129	47	71,5x53 thk 3	1406	2*	10	358,05

[*] unità minima di vendita / minimum selling quantity

B7077



684/002 U

BOCCHETTONE SEDE PIANA FILETTO M

- STRAIGHT MALE UNION CONNECTOR
- DURCHGANGSVERSCHRAUBUNG MIT AUSSENGEWINDE
- RACCORD UNION FILETÉ
- RÁCOR 3 PIEZAS ROSCADO MACHO

MATERIAL: Cu-DHP99,9 - CW024A

FITTING: [**]: ottone - brass - Messing - laiton - latón


O-RING: EPDM nero - black - Schwarz - noir - negro

GASKET: [*]: EPDM nero - black - Schwarz - noir - negro

THREAD: EN 10226-1 (ex ISO 7/1)

CODE	De x R mm x inch	L mm	Z mm	Gasket mm	g			€
684012012U	12 x 3/8"	56,5	38	18,2x11,2 thk 2	123	10*	120	56,33
684012002U	12 x 1/2"	59,5	41	18,2x11,2 thk 2	111	10*	120	56,33
684015002U	15 x 1/2"	66,5	30,5	24x14 thk 2,5	162	10*	120	56,33
684015012U	15 x 3/4"	67,5	45,5	24x14 thk 2,5	191	10*	80	74,68
684018002U	18 x 1/2"	67,5	45,5	24x14 thk 2,5	167	10*	120	75,42
684018012U	18 x 3/4"	68,5	46,5	24x14 thk 2,5	196	10*	80	77,71
684022022U	22 x 1/2"	80,5	57,5	24x14 thk 2,5	202	10*	120	116,73
684022002U	22 x 3/4"	81,5	58,5	24x14 thk 2,5	232	10*	80	81,12
684022012U	22 x 1"	75,5	52,5	30x20 thk 2,5	306	10*	50	117,13
684028012U	28 x 3/4"	86,5	62,5	30x20 thk 2,5	297	5*	80	99,88
684028002U	28 x 1"	81	57	39x27 thk 2,5	410	5*	50	96,01
684035002U	35 x 1"1/4	90,5	64,5	44,5x30 thk 2,5	675	5*	30	140,21
684042002U	42 x 1"1/2	96,5	60,5	56x42 thk 2,5	863	2*	30	195,53
684054002U	54 x 2"	113	72	71,5x53 thk 3	1520	2*	16	256,35

[*] unità minima di vendita / minimum selling quantity

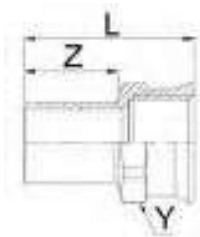
**669/M U****B 70 77****MANICOTTO CON INSERIMENTO FILETTO M**

- MALE REDUCTION SOCKET
- ÜBERGANG AUSSENGEWINDE MIT EINSCHUBENDE
- MANCHON DE RÉDUCTION FILETÉ
- ADAPTADOR MACHO

MATERIAL: Cu-DHP99,9 - CW024A**THREAD:** EN 10226-1 (ex ISO 7/1)

CODE	De x R mm x inch	L mm	Z mm	Y mm				€
669102112U	12 x 1/2"	44	22	21,5	49	10*	300	27,96
669102115U	15 x 1/2"	47	25	22	51	10*	300	29,47
669102118U	18 x 1/2"	47	25	22	53	10*	300	30,65
669304118U	18 x 3/4"	49	25	27	71	10*	200	32,77
669102122U	22 x 1/2"	48	26	24	63	10*	200	47,29
669304122U	22 x 3/4"	50	26	27	72	10*	200	49,47
669304128U	28 x 3/4"	53	29	30	83	5*	150	71,70
669100128U	28 x 1"	58	29	34	121	5*	100	74,68
669114135U	35 x 1"1/4	62	31	43	188	5*	40	95,75
669112142U	42 x 1"1/2	78	46	50	255	2*	40	142,81
669200154U	54 x 2"	88	51	65	414	2*	20	152,03

[*] unità minima di vendita / minimum selling quantity

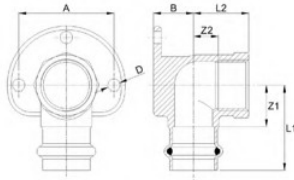
**669/F U****B 70 77****MANICOTTO CON INSERIMENTO FILETTO F**

- FEMALE REDUCTION SOCKET
- ÜBERGANG INNENGEWINDE MIT EINSCHUBENDE
- MANCHON DE RÉDUCTION AVEC TARAUDAGE
- ADAPTADOR HEMBRA

MATERIAL: Cu-DHP99,9 - CW024A**THREAD:** EN 10226-1 (ex ISO 7/1)

CODE	De x Rp mm x inch	L mm	Z mm	Y mm				€
669308012U	12 x 3/8"	39	22	21,5	41	10*	300	30,18
669102012U	12 x 1/2"	42	22	24	48	10*	300	30,21
669308015U	15 x 3/8"	40	25	21,5	40	10*	300	32,65
669102015U	15 x 1/2"	46	25	24	51	10*	300	32,77
669102018U	18 x 1/2"	46	25	24	55	10*	200	33,53
669304018U	18 x 3/4"	46	25	30	72	10*	200	33,35
669102022U	22 x 1/2"	47	26	27	80	10*	200	41,99
669304022U	22 x 3/4"	47	26	30	77	10*	200	48,43
669304028U	28 x 3/4"	47	29	34	107	5*	150	73,12
669100028U	28 x 1"	53	29	37,5	116	5*	100	74,28
669114035U	35 x 1"1/4	60	31	46	183	5*	50	129,48
669112042U	42 x 1"1/2	74	46	53	253	2*	40	144,68
669200054U	54 x 2"	83	51	65	367	2*	10	244,76

[*] unità minima di vendita / minimum selling quantity



685/000 U

B 7077

GOMITO MISTO 90° FF

- WALL PLATE ELBOW 90° WITH FEMALE THREAD
- DECKENWINKEL 90° IG
- EQUERRE 90° FF
- CODO PLACA HH

MATERIAL: CuZn21Si3P - CW724R

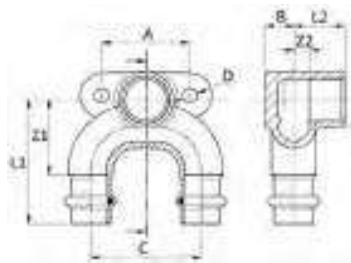
O-RING: EPDM nero - black - Schwarz - noir - negro

THREAD: EN 10226-1 (ex ISO 7/1)

CODE	De x Rp mm x inch	L1 mm	L2 mm	Z1 mm	Z2 mm	A mm	B mm	D mm				€
685102012U	12 x 1/2"	42	27	23,5	13	40	15	7	137	10*	100	22,59
685102014U**	14 x 1/2"	40	25	18	10	40	11	6,2	121	10*	100	36,12
685102015U	15 x 1/2"	43,5	22,5	21,5	6,5	40	14	6,5	181	10*	100	22,59
685102016U**	16 x 1/2"	40	24	18	9	40	12	6,2	120	10*	100	50,72
685102018U	18 x 1/2"	43,5	24	21,5	8	40	15	6,5	192	10*	100	50,72
685304022U	22 x 3/4"	44,5	29	21,5	13	50	20	6,5	246	5*	50	35,74

[*] unità minima di vendita / minimum selling quantity

[**] Material: CuSn5Zn5Pb2-C - CC499K



685/003 U

B 7077

RACCORDO TRE VIE CON FLANGIA E DERIVAZIONE FILETTO F

- CORNER TEE WITH WALL FLANGE
- INOXPRES-DOPPELWANDSCHEIBE
- EQUERRE MURALE AVEC FILETAGE FEMELLE
- RACOR TRES VÍAS CON BRIDA Y ROSCA HEMBRA

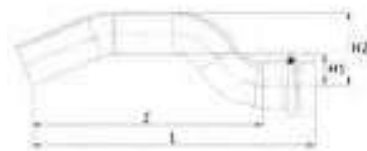
MATERIAL: CuZn21Si3P - CW724R

O-RING: EPDM nero - black - Schwarz - noir - negro

THREAD: EN 10226-1 (ex ISO 7/1)

CODE	De x Rp x De mm x inch x mm	L1 mm	L2 mm	Z1 mm	Z2 mm	A mm	B mm	C mm	D mm				€
685102315U	15 x 1/2" x 15	56	23	34	7	40	13	50	6,5	221	5*	80	94,47
685102318U	18 x 1/2" x 18	56	23	34	7	40	13	50	6,5	234	5*	50	105,85
685102322U	22 x 1/2" x 22	63	23	40	7	40	16	50	6,5	315	2*	50	115,89

[*] unità minima di vendita / minimum selling quantity



679/001 U

B 7077

"S" DI SCAVALCAMENTO MF

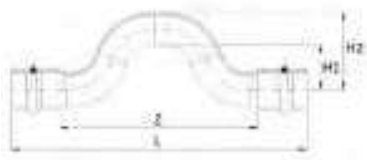
- PIPE BRIDGE MF
- SPRUNGBOGEN A/1
- "S" DE CHEVAUCHEMENT MF
- "S" DE SUPERPOSICIÓN MH

MATERIAL: Cu-DHP99,9 - CW024A

O-RING: EPDM nero - black - Schwarz - noir - negro

CODE	De mm	L mm	Z mm	H1 mm	H2 mm				€
679012001U	12	97,5	79	25	37	54	10*	150	17,44
679015001U	15	115	93	12	27	70	10*	100	17,44
679018001U	18	120	98	13	31	87	10*	100	26,00
679022001U	22	141	118	17	39	136	10*	50	33,43

[*] unità minima di vendita / minimum selling quantity

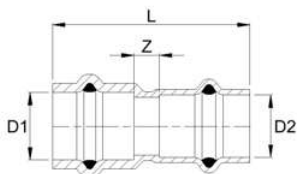
**679/002 U****B 70 77****“S” DI SCAVALCAMENTO FF**

- PIPE BRIDGE FF
- SPRUNGBOGEN I/I
- “S” DE CHEVAUCHEMENT FF
- “S” DE SUPERPOSICIÓN HH

MATERIAL: Cu-DHP99,9 - CW024A**O-RING:** EPDM nero - black - Schwarz - noir - negro

CODE	De mm	L mm	Z mm	H1 mm	H2 mm				€
679012002U	12	134	97	20	32	71	10*	150	34,51
679015002U	15	134	90	20	35	91	10*	100	45,66
679018002U	18	144	100	20	38	115	10*	100	49,32
679022002U	22	161	115	23	45	163	10*	50	56,95

[*] unità minima di vendita / minimum selling quantity

**683/000A U****B 70 77****MANICOTTO ADATTATORE**

- COUPLING ADAPTER
- MUFFE ADAPTER
- MANCHON ADAPTATEUR
- MANGUITO HH ADAPTADOR

MATERIAL: Cu-DHP99,9 - CW024A**O-RING:** EPDM nero - black - Schwarz - noir - negro

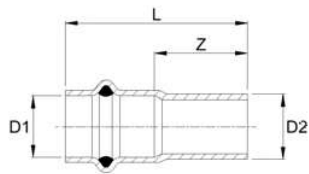
CODE	De mm	D1 mm	D2 mm	L mm	Z mm				€
683014912U	14 x 12	14	12	46	4	31	10*	300	17,92
683015014U (1)	15 x 14	15	14	52	6,5	53	10*	300	17,92
683015016U (2)	15 x 16	15	16	52	6,5	61	10*	300	19,52
683016014U	16 x 14	16	14	51	7	38	10*	300	19,52
683018016U (2)	18 x 16	18	16	53	7,5	72	10*	300	19,52
683022018U	22 x 18	22	18	54	6,5	53	10*	200	23,35
683028922U	28 x 22	28	22	55	8	68	10*	150	23,35

[*] unità minima di vendita / minimum selling quantity

(1) La connessione DN 14 mm deve essere pressata con ganascia da 15 mm; Press connection DN 14 mm should be carried out with a size 15 mm press jaw; Die Pressverbindung DN 14 soll mit einer 15 mm Pressbacke verpresst werden; Le sertissage en DN 14 mm doit être réalisé avec une mâchoire à sertir de 15 mm; La conexión a presnar DN 14 mm debe realizarse con una mordaza de 15 mm.

(2) La connessione DN 16 mm deve essere pressata con ganascia da 18 mm; Press connection DN 16 mm should be carried out with a size 18 mm press jaw; Die Pressverbindung DN 16 soll mit einer 18 mm Pressbacke verpresst werden; Le sertissage en DN 16 mm doit être réalisé avec une mâchoire à sertir de 18 mm; La conexión a presnar DN 16 mm debe realizarse con una mordaza de 18 mm.

B 7077



669/FA U

MANICOTTO CON INSERIMENTO - ADATTATORE

- REDUCTION SOCKET - ADAPTER
- ÜBERGANG MIT EINSCHUBENDE - ADAPTER
- MANCHON DE RÉDUCTION - ADAPTATEUR
- MANGUITO ADAPTADOR HEMBRA

MATERIAL: Cu-DHP99,9 - CW024A
O-RING: EPDM nero - black - Schwarz - noir - negro











CODE		De mm	D1 mm	D2 mm	L mm	Z mm				€
669014015U	(1)	14 x 15	14	15	52	28,5	48	10*	300	12,88
669016015U	(2)	16 x 15	16	15	53	29,5	63	10*	300	14,66
669016018U	(2)	16 x 18	16	18	53	29,5	64	10*	300	18,06

[*] unità minima di vendita / minimum selling quantity

(1) La connessione DN 14 mm deve essere pressata con ganaschia da 15 mm; Press connection DN 14 mm should be carried out with a size 15 mm press jaw; Die Pressverbindung DN 14 soll mit einer 15 mm Pressbacke verpresst werden; Le sertissage en DN 14 mm doit être réalisé avec une mâchoire à sertir de 15 mm; La conexión a prensar DN 14 mm debe realizarse con una mordaza de 15 mm.

(2) La connessione DN 16 mm deve essere pressata con ganaschia da 18 mm; Press connection DN 16 mm should be carried out with a size 18 mm press jaw; Die Pressverbindung DN 16 soll mit einer 18 mm Pressbacke verpresst werden; Le sertissage en DN 16 mm doit être réalisé avec une mâchoire à sertir de 18 mm; La conexión a prensar DN 16 mm debe realizarse con una mordaza de 18 mm.

Certificazioni / Certifications

		PRODUKTE DER GASVERSORGUNG	DG-8531DM0073	Ø 15 – 54 mm
		RACCORDI A PRESSARE PER GAS – PLUMBING FITTINGS FOR GASES	CA06.00326	Ø 15 – 54 mm
		SYSTÉM TRUBEK A LISOVAČLCH TVAROVEK Z MĚDI PIPES AND PRESS FITTINGS SYSTEMS MADE OF COPPER	202/C5a/2023/B-00375-23	Ø 15 – 54 mm
		TUZVEDELMI MEGFELELŐSÉGÉRŐL	TMI - 3/2025	Ø 15 – 54 mm
		GAS.BE CERTIFIE LA CONFORMITÉ AUX EXIGENCES BELGES	C-25-3822-A	Ø 15 – 54 mm

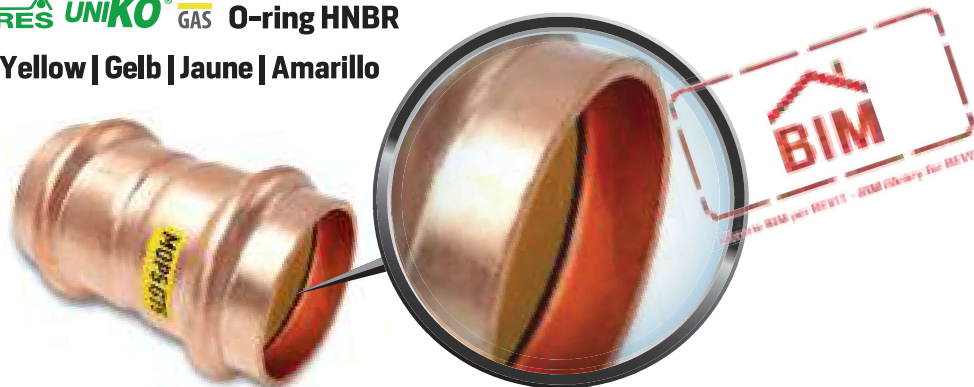
Campi di applicazione / Fields of application

AES PRES UNIKO® GAS



Gas metano / GPL / Idrogeno
Natural gas / LPG / Hydrogen

AES PRES UNIKO® GAS O-ring HNBR
Giallo | Yellow | Gelb | Jaune | Amarillo



FOCUS ON

TUBO RAME PER AESPRES UNIKO - AESPRES UNIKO GAS
AESPRES UNIKO - AESPRES UNIKO GAS COPPER PIPING

Le tubazioni per impianti acqua e gas in rame, devono essere rispondenti alla norma UNI EN 1057:2010.

Rame e leghe di rame - Tubi rotondi di rame senza saldatura per acqua e gas nelle applicazioni sanitarie e di riscaldamento.

Piping for copper water and gas installation should comply with the standard EN 1057:2010, "Copper and copper alloys - Round tubes in copper without welding for water and gas in health-care and heating applications".

TABELLA 4: CARATTERISTICHE DEI TUBI DI RAME - EN 1057

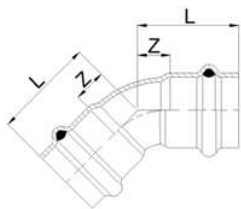
Classe di resistenza	Resistance class	Stato di fornitura	Delivery condition	Ø (mm)
R220		Ricotto - Rotoli	Annealed - Roll	12 ÷ 22
R250		Semiduro - Barre	Semi-hard - Bar	12 ÷ 28
R290		Duro - Barre	Hard - Bar	12 ÷ 54
Classe di resistenza	Resistance class	Resistenza minima alla trazione		Allungamento minimo alla rottura
		Minimum traction resistance	Rm (MPa)	Minimum breaking elongation [%]
R220		220		40
R250		250		20
R290		290		3

Le dimensioni dei tubi utilizzabili con i sistemi a pressione **Aespres UNIKO** e **Aespres UNIKO GAS** sono espote nella tabella sottostante.

Tube sizes to be used with Aespres UNIKO and Aespres UNIKO GAS press fittings are included in the annexed table.




DIMENSIONI DEI TUBI DI RAME - EN 1057 / DVGW GW 392
AESPRES PIPES DIMENSIONS AND CHARACTERISTICS - EN 1057 / DVGW GW 392

Ø esterno x sp. Ø external x thx. mm	DN	Ø interno Ø internal mm	Massa Mass kg/m	Contenuto d'acqua Water volume l/m	Stato di fornitura Supplied condition aesPRES UNIKO	Stato di fornitura Supplied condition aesPRES UNIKO GAS
12 x 1	10	10	0,309	0,079	Rotolo 25/50 m (R 220)	--
15 x 1	12	13	0,393	0,133	o Barra 5 m (R 250 - R 290)	Barra 5 m (R290)
18 x 1	15	16	0,477	0,201		
22 x 1	20	20	0,589	0,314		
28 x 1,5	25	25	1,115	0,491	Barra 5 m (R 250 - R 290)	
35 x 1,5	32	32	1,410	0,804	Barra 5 m (R 290)	
42 x 1,5	40	39	1,704	1,194		
54 x 2	50	50	2,918	1,963		

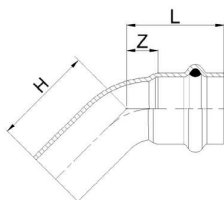
**681/450 GU****B 70 78****CURVA 45° FF**

- 45° ELBOW FF
- BOGEN 45° II
- COUDE FF 45°
- CURVA 45° HH

MATERIAL: Cu-DHP99,9 - CW024A**O-RING:** HNBR giallo - yellow - Gelb - jaune - amarillo




CODE	De mm	L mm	Z mm				€
681015450GU	15	29	7	40	5*	200	8,93
681018450GU	18	30,5	8,5	49	5*	200	9,35
681022450GU	22	34	10	70	5*	100	11,60
681028450GU	28	36	12	93	2*	100	36,49
681035450GU	35	41	15	132	2*	40	52,53
681042450GU	42	53	17	211	1*	30	85,32
681054450GU	54	62	21	305	1*	20	119,45

[*] unità minima di vendita / minimum selling quantity

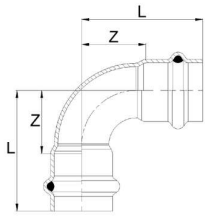
**681/451 GU****B 70 78****CURVA 45° MF**

- 45° ELBOW MF
- BOGEN 45° IA
- COUDE MF 45°
- CURVA 45° HM

MATERIAL: Cu-DHP99,9 - CW024A**O-RING:** HNBR giallo - yellow - Gelb - jaune - amarillo

CODE	De mm	L mm	H mm	Z mm				€
681015451GU	15	29	31	7	35	5*	200	7,37
681018451GU	18	30,5	32,5	8,5	44	5*	200	9,54
681022451GU	22	34	35	10	63	5*	100	10,67
681028451GU	28	36	45	12	88	2*	100	36,15
681035451GU	35	41	45,5	15	127	2*	40	50,65
681042451GU	42	53	63,5	17	208	1*	30	79,43
681054451GU	54	62	73,5	21	306	1*	20	117,89

[*] unità minima di vendita / minimum selling quantity



681/900 GU




B 70 78

CURVA 90° FF

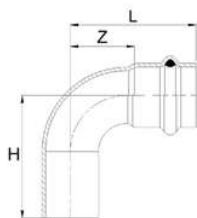
- 90° ELBOW FF
- BOGEN 90° II
- COUDE FF 90°
- CURVA 90° HH

MATERIAL: Cu-DHP99,9 - CW024A

O-RING: HNBR giallo - yellow - Gelb - jaune - amarillo

CODE	De mm	L mm	Z mm				€
681015900GU	15	38	16	46	5*	200	8,19
681018900GU	18	40	18	56	5*	160	10,67
681022900GU	22	49	26	87	5*	100	13,38
681028900GU	28	55	31	122	2*	60	27,97
681035900GU	35	61	35	169	2*	40	55,80
681042900GU	42	78	42	267	1*	25	106,36
681054900GU	54	95	54	401	1*	18	143,70

[*] unità minima di vendita / minimum selling quantity



681/901 GU




B 70 78

CURVA 90° MF

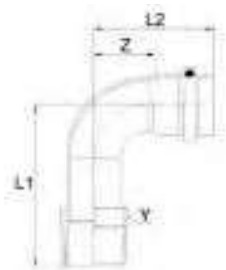
- 90° ELBOW MF
- BOGEN 90° IA
- COUDE MF 90°
- CURVA 90° HM

MATERIAL: Cu-DHP99,9 - CW024A

O-RING: HNBR giallo - yellow - Gelb - jaune - amarillo

CODE	De mm	L mm	H mm	Z mm				€
681015901GU	15	38	40	16	41	5*	200	7,64
681018901GU	18	40	43	18	52	5*	160	10,47
681022901GU	22	49	48	26	79	5*	100	13,64
681028901GU	28	55	57	31	114	2*	60	30,65
681035901GU	35	61	66	35	164	2*	40	55,07
681042901GU	42	78	88	42	264	1*	25	108,75
681054901GU	54	95	108	54	400	1*	18	145,43

[*] unità minima di vendita / minimum selling quantity

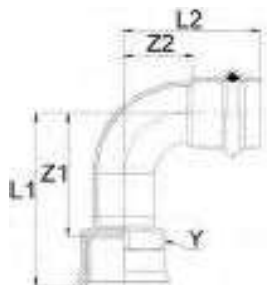
**697 GU****B 70 78****CURVA FILETTATA 90° FILETTO M**

- 90° ELBOW MALE BSP
- BOGEN 90° MIT AG
- COUDE 90° AVEC FILETAGE M
- CODO A 90° MH

MATERIAL: Cu-DHP99,9 - CW024A**O-RING:** HNBR giallo - yellow - Gelb - jaune - amarillo**THREAD:** EN 10226-1 (ex ISO 7/1)

CODE	De x R mm x inch	L1 mm	L2 mm	Z mm	Y mm				€
697308015GU	15 x 3/8"	47	38	16	19	55	5*	150	59,90
697102015GU	15 x 1/2"	52	38	16	21,5	75	5*	150	40,26
697102018GU	18 x 1/2"	55	40	18	21,5	83	5*	150	63,86
697304018GU	18 x 3/4"	57	40	18	27	102	5*	100	62,46
697304022GU	22 x 3/4"	66	49	26	27	125	5*	100	65,01
697100028GU	28 x 1"	77	55	31	34	196	2*	50	97,23
697114035GU	35 x 1 1/4"	91	61	35	43	301	2*	40	129,27
697112042GU	42 x 1 1/2"	99	78	42	50	408	1*	30	176,45
697200054GU	54 x 2"	116	95	54	65	650	1*	20	249,67

[*] unità minima di vendita / minimum selling quantity

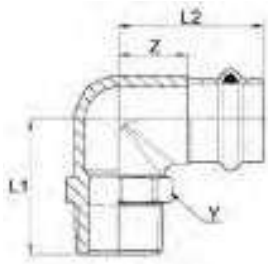
**698 GU****B 70 78****CURVA FILETTATA 90° FILETTO F**

- 90° ELBOW FEMALE BSP
- BOGEN 90° MIT IG
- COUDE 90° AVEC FILETAGE F
- CODO A 90° HH

MATERIAL: Cu-DHP99,9 - CW024A**O-RING:** HNBR giallo - yellow - Gelb - jaune - amarillo**THREAD:** EN 10226-1 (ex ISO 7/1)

CODE	De x Rp mm x inch	L1 mm	L2 mm	Z1 mm	Z2 mm	Y mm				€
698308015GU	15 x 3/8"	44	38	32	16	21,5	62	5*	100	58,32
698102015GU	15 x 1/2"	50	38	34	16	24	74	5*	100	24,85
698304015GU	15 x 3/4"	51	38	34	16	30	96	5*	100	57,29
698102018GU	18 x 1/2"	53	40	37	18	24	82	5*	100	55,79
698304018GU	18 x 3/4"	54	40	37	18	30	103	5*	100	61,93
698102022GU	22 x 1/2"	59	49	43	26	27	124	5*	100	66,67
698304022GU	22 x 3/4"	63	49	46	26	30	130	5*	100	39,32
698100022GU	22 x 1"	67	49	47	26	37,5	173	5*	50	62,46
698304028GU	28 x 3/4"	67	55	50	31	34	184	2*	50	69,92
698100028GU	28 x 1"	72	55	52	31	37,5	195	2*	50	71,66
698114035GU	35 x 1 1/4"	88	61	66	35	46	288	2*	40	118,03
698112042GU	42 x 1 1/2"	94	78	72	42	53	403	1*	20	152,23
698200054GU	54 x 2"	110	95	74	54	65	588	1*	10	241,65

[*] unità minima di vendita / minimum selling quantity



697/B GU

B 70 78

GOMITO MISTO 90° FILETTO M

- ELBOW ADAPTER 90° WITH MALE THREAD
- ÜBERGANGSWINKEL 90° AG
- EQUERRE 90° AVEC FILETAGE M
- CODO MACHO

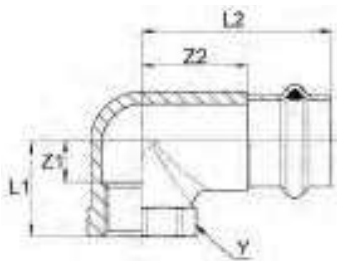
MATERIAL: CuZn21Si3P - CW724R

O-RING: HNBR giallo - yellow - Gelb - jaune - amarillo

THREAD: EN 10226-1 (ex ISO 7/1)

CODE	De x R mm x inch	L1 mm	L2 mm	Z mm	Y mm				€
697102015BGU	15 x 1/2"	35	39	17	24	106	5*	150	38,25
697102018BGU	18 x 1/2"	42	42	20	24	130	5*	120	60,67
697304018BGU	18 x 3/4"	41	46	24	30	163	5*	100	59,32
697304022BGU	22 x 3/4"	41	44	21	30	182	5*	80	61,75
697100028BGU	28 x 1"	58	58	34	36	378	2*	50	92,36
697114035BGU	35 x 1 1/4"	58	58	32	45	465	2*	40	122,80
697112042BGU	42 x 1 1/2"	65	65	29	50	582	1*	24	167,62
697200054BGU	54 x 2"	80	83	42	65	1173	1*	16	237,19

[*] unità minima di vendita / minimum selling quantity



698/B GU

B 70 78

GOMITO MISTO 90° FILETTO F

- ELBOW ADAPTER 90° WITH FEMALE THREAD
- ÜBERGANGSWINKEL 90° IG
- EQUERRE 90° AVEC FILETAGE F
- CODO HEMBRA

MATERIAL: CuZn21Si3P - CW724R

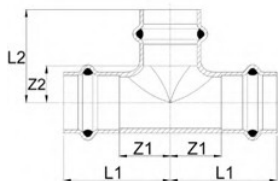
O-RING: HNBR giallo - yellow - Gelb - jaune - amarillo

THREAD: EN 10226-1 (ex ISO 7/1)

CODE	De x Rp mm x inch	L1 mm	L2 mm	Z1 mm	Z2 mm	Y mm				€
698102015BGU	15 x 1/2"	22	44	15	22	28	108	5*	150	23,61
698304015BGU	15 x 3/4"	25	50	18	28	34	149	5*	100	54,44
698102018BGU	18 x 1/2"	22	46	14	24	28	117	5*	150	53,01
698304018BGU	18 x 3/4"	24	50	18	28	34	154	5*	100	58,84
698102022BGU	22 x 1/2"	26	52	15	29	28	159	5*	100	63,33
698304022BGU	22 x 3/4"	27	52	18	29	34	187	5*	100	37,36
698100022BGU	22 x 1"	29	59	20	36	43	280	5*	50	59,32
698100028BGU	28 x 1"	33	59	20	35	43	321	2*	50	68,07
698114035BGU	35 x 1 1/4"	39	66	24	40	52	492	2*	40	112,13
698112042BGU	42 x 1 1/2"	43	77	24	41	57	596	1*	30	144,60
698200054BGU	54 x 2"	55	97	30	56	72	1192	1*	16	229,58

[*] unità minima di vendita / minimum selling quantity

B 70 78

**682 GU**

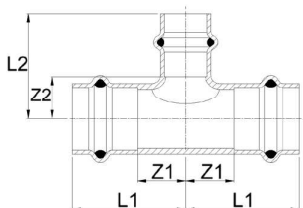
“T”

- EQUAL TEE
- T-STÜCK
- TÉ ÉGAL
- TE IGUAL HHH

MATERIAL: Cu-DHP99,9 - CW024A**O-RING:** HNBR giallo - yellow - Gelb - jaune - amarillo

CODE	De mm	L1 mm	L2 mm	Z1 mm	Z2 mm				€
682015000GU	15	40	33	18	11	81	5*	100	12,21
682018000GU	18	42	35	20	13	99	5*	100	16,61
682022000GU	22	44	38	21	15	131	5*	80	21,39
682028000GU	28	48	43	24	19	180	2*	60	38,67
682035000GU	35	52	48	26	22	240	2*	30	65,44
682042000GU	42	65	65	29	29	376	1*	20	127,07
682054000GU	54	75	75	34	34	579	1*	16	157,11

[*] unità minima di vendita / minimum selling quantity

**692 GU**

“T” RIDOTTO

- REDUCING TEE
- T-STÜCK MIT REDUZIERTEM ABGANG
- TÉ RÉDUIT
- TE REDUCIDA HHH

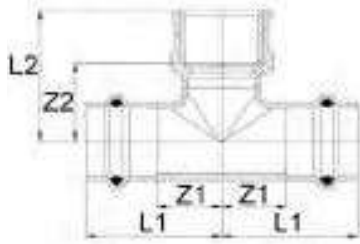
MATERIAL: Cu-DHP99,9 - CW024A**O-RING:** HNBR giallo - yellow - Gelb - jaune - amarillo

B 70 78

CODE	De mm	L1 mm	L2 mm	Z1 mm	Z2 mm				€
692018015GU	18 x 15 x 18	40	35	18	13	92	5*	100	15,10
692022015GU	22 x 15 x 22	40	37	17	15	112	5*	80	18,07
692022018GU	22 x 18 x 22	42	37	19	15	119	5*	80	23,09
692028015GU	28 x 15 x 28	40	44	16	22	140	2*	50	44,02
692028018GU	28 x 18 x 28	42	44	18	22	149	2*	50	60,88
692028022GU	28 x 22 x 28	44	42	20	19	159	2*	50	43,93
692035015GU	35 x 15 x 35	44	48	18	26	185	2*	30	64,79
692035018GU	35 x 18 x 35	44	48	18	26	188	2*	30	68,58
692035022GU	35 x 22 x 35	46	49	20	26	202	2*	30	59,49
692035028GU	35 x 28 x 35	48	46	22	22	213	2*	30	62,63
692042022GU	42 x 22 x 42	53	55	17	32	270	1*	20	113,63
692042028GU	42 x 28 x 42	55	56	19	32	287	1*	20	115,33
692042035GU	42 x 35 x 42	58	55	22	29	310	1*	20	119,45
692054022GU	54 x 22 x 54	60	61	19	38	368	1*	12	178,32
692054028GU	54 x 28 x 54	62	62	21	38	387	1*	12	183,86
692054035GU	54 x 35 x 54	66	64	25	38	423	1*	12	190,81
692054042GU	54 x 42 x 54	69	71	28	35	509	1*	12	142,79

[*] unità minima di vendita / minimum selling quantity

B 70 78



689 GU




“T” CON DERIVAZIONE FILETTO F

- BRANCH TEE FEMALE BSP OUTLET
- T-STÜCK MIT ABGANG IG
- TÉ MIXTE AVEC FILETAGE F
- TE HEMBRA ROSCADA

MATERIAL: Cu-DHP99,9 – CW024A

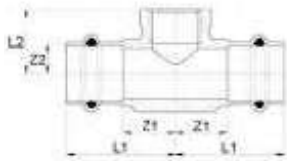
O-RING: HNBR giallo - yellow - Gelb - jaune - amarillo

THREAD: EN 10226-1 (ex ISO 7/1)

CODE	De x Rp x De mm x inch x mm	L1 mm	L2 mm	Z1 mm	Z2 mm				€
689102015GU	15 x 1/2" x 15	40	39	18	23	105	5*	100	40,22
689102018GU	18 x 1/2" x 18	40	40,5	18	24,5	116	5*	100	69,88
689102022GU	22 x 1/2" x 22	44	39,5	21	23,5	161	5*	100	56,40
689304022GU	22 x 3/4" x 22	44	43,5	21	26,5	169	5*	50	80,88
689102028GU	28 x 1/2" x 28	44	42,5	20	26,5	188	2*	50	70,72
689304028GU	28 x 3/4" x 28	44	46,5	20	29,5	196	2*	50	91,52
689100028GU	28 x 1" x 28	48	50	24	30	245	2*	50	95,27
689102035GU	35 x 1/2" x 35	46	47	20	31	229	2*	50	98,53
689102042GU	42 x 1/2" x 42	53	51	17	35	295	1*	20	119,51
689102054GU	54 x 1/2" x 54	60	58	19	42	392	1*	14	142,43

[*] unità minima di vendita / minimum selling quantity

B 70 78



689/B GU




“T” CON DERIVAZIONE FILETTO F

- BRANCH TEE FEMALE BSP OUTLET
- T-STÜCK MIT ABGANG IG
- TÉ MIXTE AVEC FILETAGE F
- TE HEMBRA ROSCADA

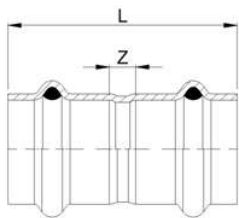
MATERIAL: CuZn21Si3P – CW724R

O-RING: HNBR giallo - yellow - Gelb - jaune - amarillo

THREAD: EN 10226-1 (ex ISO 7/1)

CODE	De x Rp x De mm x inch x mm	L1 mm	L2 mm	Z1 mm	Z2 mm				€
689102015BGU	15 x 1/2" x 15	43,5	22,5	21,5	8,5	137	5*	100	38,22
689102018BGU	18 x 1/2" x 18	44	24	22	10	157	5*	100	66,38
689102022BGU	22 x 1/2" x 22	45	26	22	12	183	5*	100	53,58
689304022BGU	22 x 3/4" x 22	48	30	25	14	213	5*	50	76,83
689102028BGU	28 x 1/2" x 28	47,5	29	23,5	15	233	2*	50	67,18
689304028BGU	28 x 3/4" x 28	50	30	26	14	254	2*	50	86,95
689100028BGU	28 x 1" x 28	54	34	30	16	322	2*	50	90,51
689102035BGU	35 x 1/2" x 35	50,5	34	24,5	19	315	2*	50	93,60
689102042BGU	42 x 1/2" x 42	63	38	27	23	461	1*	20	113,54
689102054BGU	54 x 1/2" x 54	74	44	33	30	671	1*	14	135,31

[*] unità minima di vendita / minimum selling quantity

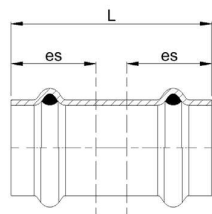
**683/000 GU****B 70 78****MANICOTTO**

- COUPLING
- MUFFE
- MANCHON
- MANGUITO HH

MATERIAL: Cu-DHP99,9 - CW024A**O-RING:** HNBR giallo - yellow - Gelb - jaune - amarillo

CODE	De mm	L mm	Z mm	g			€
683015000GU	15	49	5	36	5*	200	7,64
683018000GU	18	49,5	5,5	42	5*	200	9,73
683022000GU	22	52	6	57	5*	200	11,47
683028000GU	28	55	7	76	2*	100	22,04
683035000GU	35	59	7	102	2*	50	27,36
683042000GU	42	80	8	170	1*	40	51,44
683054000GU	54	90	8	236	1*	24	64,66

[*] unità minima di vendita / minimum selling quantity

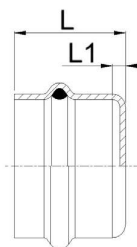
**683/001 GU****B 70 78****MANICOTTO PASSANTE**

- SLIP COUPLING
- SCHIEBEMUFFE
- MANCHON LONG
- MANGUITO SIN TOPE

MATERIAL: Cu-DHP99,9 - CW024A**O-RING:** HNBR giallo - yellow - Gelb - jaune - amarillo

CODE	De mm	L mm	es mm	g			€
683015001GU	15	49	22	36	5*	200	8,32
683018001GU	18	49,5	22	42	5*	200	9,87
683022001GU	22	52	23	57	5*	200	11,60
683028001GU	28	55	24	76	2*	80	21,39
683035001GU	35	59	26	102	2*	50	27,86
683042001GU	42	80	36	170	1*	40	50,65
683054001GU	54	90	41	236	1*	20	65,44

[*] unità minima di vendita / minimum selling quantity



683/003 GU




B 70 78

TAPPO DI CHIUSURA

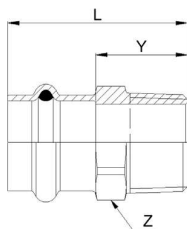
- STOP END
- VERSCHLUSSKAPPE
- BOUCHON D'OBTURATION
- TAPÓN

MATERIAL: Cu-DHP99,9 – CW024A

O-RING: HNBR giallo - yellow - Gelb - jaune - amarillo




CODE	De mm	L mm	L1 mm				€
683015003GU	15	25,5	3,5	20	5*	500	15,99
683018003GU	18	25,5	3,5	23	5*	300	21,04
683022003GU	22	26,5	3,5	33	5*	200	27,63
683028003GU	28	27,5	3,5	45	2*	150	42,74
683035003GU	35	30	4	62	2*	100	46,60
683042003GU	42	40	4	101	1*	80	71,94
683054003GU	54	46	5	145	1*	40	87,78

(*) unità minima di vendita / minimum selling quantity

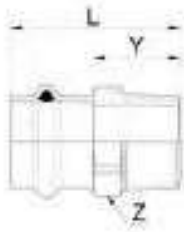
**687 GU****B 70 78****MANICOTTO MISTO FILETTO M**

- MALE ADAPTER
- ÜBERGANGSSTÜCK MIT AG
- RACCORD AVEC FILETAGE MALE
- UNIÓN MACHO

MATERIAL: Cu-DHP99,9 - CW024A**O-RING:** HNBR giallo - yellow - Gelb - jaune - amarillo**THREAD:** EN 10226-1 (ex ISO 7/1)

CODE	De x R mm x inch	L mm	Z mm	Y mm				€
687308015GU	15 x 3/8"	40	19	18	37	5*	300	13,86
687102015GU	15 x 1/2"	44	22	22	54	5*	300	8,97
687304015GU	15 x 3/4"	46	27	24	70	5*	200	18,37
687102018GU	18 x 1/2"	44	22	22	57	5*	300	11,46
687304018GU	18 x 3/4"	46	27	24	72	5*	200	13,10
687102022GU	22 x 1/2"	45	27	22	79	5*	200	18,88
687304022GU	22 x 3/4"	47	27	24	77	5*	200	16,98
687100022GU	22 x 1"	52	34	29	126	5*	100	22,80
687304028GU	28 x 3/4"	48	34	24	107	2*	100	51,82
687100028GU	28 x 1"	53	34	29	127	2*	100	31,68
687114028GU	28 x 1"1/4	55	43	31	187	2*	60	65,28
687100035GU	35 x 1"	56	40	29	162	2*	100	72,18
687114035GU	35 x 1"1/4	57	43	31	188	2*	50	69,22
687112035GU	35 x 1"1/2	57	49	31	233	2*	50	74,92
687114042GU	42 x 1"1/4	67	49	31	256	1*	40	94,13
687112042GU	42 x 1"1/2	68	49	32	252	1*	40	97,02
687112054GU	54 x 1"1/2	73	61	32	370	1*	32	163,56
687200054GU	54 x 2"	78	61	37	372	1*	32	187,10

(*) unità minima di vendita / minimum selling quantity



687/B GU

B 70 78




MANICOTTO MISTO FILETTO M

- MALE ADAPTER
- ÜBERGANGSSTÜCK MIT AG
- RACCORD AVEC FILETAGE MALE
- UNIÓN MACHO

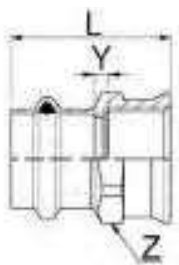
MATERIAL: CuZn21Si3P - CW724R

O-RING: HNBR giallo - yellow - Gelb - jaune - amarillo

THREAD: EN 10226-1 (ex ISO 7/1)

CODE	De x R mm x inch	L mm	Z mm	Y mm				€
687308015BGU	15 x 3/8"	40	19	18	37	5*	300	13,17
687102015BGU	15 x 1/2"	44	21,5	22	54	5*	300	8,53
687304015BGU	15 x 3/4"	46	27	24	70	5*	200	17,44
687102018BGU	18 x 1/2"	44	21,5	22	56	5*	300	10,88
687304018BGU	18 x 3/4"	46	27	24	71	5*	200	12,44
687102022BGU	22 x 1/2"	45	27	22	77	5*	200	17,94
687304022BGU	22 x 3/4"	47	27	24	75	5*	200	16,12
687100022BGU	22 x 1"	52	34	29	124	5*	100	21,66
687304028BGU	28 x 3/4"	48	34	24	104	2*	100	49,23
687100028BGU	28 x 1"	53	34	29	124	2*	100	30,10
687114028BGU	28 x 1"1/4	55	43	31	184	2*	60	62,01
687100035BGU	35 x 1"	55	40	29	160	2*	100	68,57
687114035BGU	35 x 1"1/4	57	43	31	186	2*	50	65,76
687112035BGU	35 x 1"1/2	57	49	31	231	2*	50	71,17
687114042BGU	42 x 1"1/4	67	49	31	254	1*	40	89,42
687112042BGU	42 x 1"1/2	68	49	32	249	1*	40	92,16
687112054BGU	54 x 1"1/2	73	61	32	369	1*	32	155,39
687200054BGU	54 x 2"	78	61	37	367	1*	32	177,74

[*] unità minima di vendita / minimum selling quantity

**690 GU****B 70 78****MANICOTTO MISTO FILETTO F**

- FEMALE ADAPTER
- ÜBERGANGSSTÜCK MIT IG
- RACCORD AVEC FILETAGE FEMELLE
- UNIÓN HEMBRA

MATERIAL: Cu-DHP99,9 - CW024A**O-RING:** HNBR giallo - yellow - Gelb - jaune - amarillo**THREAD:** EN 10226-1 (ex ISO 7/1)

CODE	De x Rp mm x inch	L mm	Z mm	Y mm				€
690308015GU	15 x 3/8"	36	21,5	2	41	5*	240	12,09
690102015GU	15 x 1/2"	43	24	5	53	5*	240	11,16
690304015GU	15 x 3/4"	43	30	4	76	5*	240	23,04
690102018GU	18 x 1/2"	42,5	24	4,5	56	5*	240	15,60
690304018GU	18 x 3/4"	43	30	4	76	5*	200	30,40
690102022GU	22 x 1/2"	43	26,5	4	82	5*	200	17,16
690304022GU	22 x 3/4"	44	30	4	80	5*	150	18,75
690100022GU	22 x 1"	47	37,5	4	121	5*	100	27,91
690102028GU	28 x 1/2"	42	34	2	137	2*	100	55,04
690304028GU	28 x 3/4"	43	34	2,5	115	2*	100	60,83
690100028GU	28 x 1"	47	37,5	3	121	2*	100	34,31
690114028GU	28 x 1"1/4	54	46	8	181	2*	100	63,01
690304035GU	35 x 3/4"	45	40	2	182	2*	80	72,93
690100035GU	35 x 1"	48	40	1,5	159	2*	80	76,93
690114035GU	35 x 1"1/4	55	46	7	183	2*	50	76,00
690114042GU	42 x 1"1/4	60	49	4	237	1*	40	107,40
690112042GU	42 x 1"1/2	64	53	6	251	1*	40	110,19
690200054GU	54 x 2"	73	65	6	359	1*	20	191,95

[*] unità minima di vendita / minimum selling quantity



690/B GU

B 70 78

MANICOTTO MISTO FILETTO F

- FEMALE ADAPTER
- ÜBERGANGSSTÜCK MIT IG
- RACCORD AVEC FILETAGE FEMELLE
- UNIÓN HEMBRA

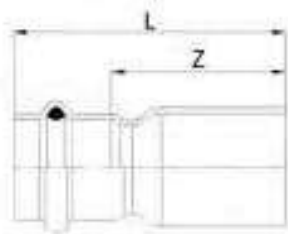
MATERIAL: CuZn21Si3P - CW724R

O-RING: HNBR giallo - yellow - Gelb - jaune - amarillo

THREAD: EN 10226-1 (ex ISO 7/1)




CODE	De x Rp mm x inch	L mm	Z mm	Y mm				€
690308015BGU	15 x 3/8"	36	21,5	2	41	5*	240	11,49
690102015BGU	15 x 1/2"	43	24	5	53	5*	240	10,61
690304015BGU	15 x 3/4"	43	30	4	75	5*	240	21,88
690102018BGU	18 x 1/2"	42,5	24	4,5	56	5*	240	14,81
690304018BGU	18 x 3/4"	43	30	4	76	5*	200	28,88
690102022BGU	22 x 1/2"	43	26,5	4	82	5*	200	16,31
690304022BGU	22 x 3/4"	44	30	4	80	5*	150	17,80
690100022BGU	22 x 1"	47	37,5	4	120	5*	100	26,50
690102028BGU	28 x 1/2"	42	34	2	137	2*	100	52,27
690304028BGU	28 x 3/4"	43	34	-	114	2*	100	57,78
690100028BGU	28 x 1"	47	37,5	3	120	2*	100	32,61
690114028BGU	28 x 1"1/4	54	46	8	181	2*	100	59,85
690304035BGU	35 x 3/4"	45	40	2	182	2*	80	69,29
690100035BGU	35 x 1"	48	40	-	159	2*	80	73,08
690114035BGU	35 x 1"1/4	55	46	7	183	2*	50	72,19
690114042BGU	42 x 1"1/4	60	49	4	237	1*	40	102,03
690112042BGU	42 x 1"1/2	64	53	6	250	1*	40	104,67
690200054BGU	54 x 2"	73	65	6	358	1*	20	182,35

[*] unità minima di vendita / minimum selling quantity

**691 GU****B 70 78****RIDUZIONE MF**

- REDUCER MF
- REDUZIERSTÜCK A/I
- REDUCTION MF
- REDUCCIÓN MH

MATERIAL: Cu-DHP99,9 - CW024A**O-RING:** HNBR giallo - yellow - Gelb - jaune - amarillo

CODE	De mm	L mm	Z mm				€
691018015GU	18 x 15	56	34	37	5*	200	6,89
691022015GU	22 x 15	60	38	44	5*	200	8,19
691022018GU	22 x 18	58	36	46	5*	200	8,59
691028015GU	28 x 15	67	45	57	2*	150	20,73
691028018GU	28 x 18	65	43	59	2*	150	21,22
691028022GU	28 x 22	64	41	68	2*	150	21,81
691035022GU	35 x 22	71	48	86	2*	100	25,78
691035028GU	35 x 28	68	44	91	2*	80	28,13
691042022GU	42 x 22	89	66	126	1*	80	44,02
691042028GU	42 x 28	87	63	132	1*	80	42,90
691042035GU	42 x 35	85	59	143	1*	40	41,86
691054035GU	54 x 35	97	71	194	1*	40	58,48
691054042GU	54 x 42	104	68	222	1*	32	55,97

(*) unità minima di vendita / minimum selling quantity

Be different
Be UNIKO®

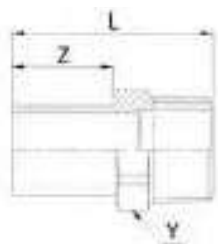
**M & V PROFILE
COMPATIBLE**

inoxPRES® UNIKO®

inoxPRES® UNIKO® 304L

AESPRES® UNIKO®

AESPRES® UNIKO® GAS

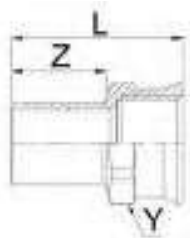
**669/M U****B 70 77****MANICOTTO CON INSERIMENTO FILETTO M**

- MALE REDUCTION SOCKET
- ÜBERGANG AUSSENGEWINDE MIT EINSCHUBENDE
- MANCHON DE RÉDUCTION FILETÉ
- ADAPTADOR MACHO

MATERIAL: Cu-DHP99,9 - CW024A**THREAD:** EN 10226-1 (ex ISO 7/1)

CODE	De x R mm x inch	L mm	Z mm	Y mm				€
669102115U	15 x 1/2"	47	25	22	51	10*	300	29,47
669102118U	18 x 1/2"	47	25	22	53	10*	300	30,65
669304118U	18 x 3/4"	49	25	27	71	10*	200	32,77
669102122U	22 x 1/2"	48	26	24	63	10*	200	47,29
669304122U	22 x 3/4"	50	26	27	72	10*	200	49,47
669304128U	28 x 3/4"	53	29	30	83	5*	150	71,70
669100128U	28 x 1"	58	29	34	121	5*	100	74,68
669114135U	35 x 1 1/4"	62	31	43	188	5*	40	95,75
669112142U	42 x 1 1/2"	78	46	50	255	2*	40	142,81
669200154U	54 x 2"	88	51	65	414	2*	20	152,03

[*] unità minima di vendita / minimum selling quantity

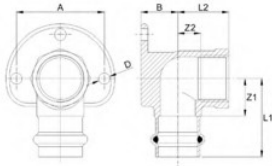
**669/F U****B 70 77****MANICOTTO CON INSERIMENTO FILETTO F**

- FEMALE REDUCTION SOCKET
- ÜBERGANG INNENGEWINDE MIT EINSCHUBENDE
- MANCHON DE RÉDUCTION AVEC TARAUDAGE
- ADAPTADOR HEMBRA

MATERIAL: Cu-DHP99,9 - CW024A**THREAD:** EN 10226-1 (ex ISO 7/1)

CODE	De x Rp mm x inch	L mm	Z mm	Y mm				€
669308015U	15 x 3/8"	40	25	21,5	40	10*	300	32,65
669102015U	15 x 1/2"	46	25	24	51	10*	300	32,77
669102018U	18 x 1/2"	46	25	24	55	10*	200	33,53
669304018U	18 x 3/4"	46	25	30	72	10*	200	33,35
669102022U	22 x 1/2"	47	26	27	80	10*	200	41,99
669304022U	22 x 3/4"	47	26	30	77	10*	200	48,43
669304028U	28 x 3/4"	47	29	34	107	5*	150	73,12
669100028U	28 x 1"	53	29	37,5	116	5*	100	74,28
669114035U	35 x 1 1/4"	60	31	46	183	5*	50	129,48
669112042U	42 x 1 1/2"	74	46	53	253	2*	40	144,68
669200054U	54 x 2"	83	51	65	367	2*	10	244,76

[*] unità minima di vendita / minimum selling quantity



685/000 GU

B 70 78

GOMITO MISTO 90° FF

- WALL PLATE ELBOW 90° WITH FEMALE THREAD
- DECKENWINKEL 90° IG
- EQUERRE 90° FF
- CODO PLACA HH

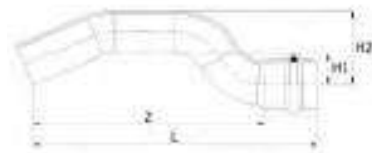
MATERIAL: CuZn21Si3P - CW724R

O-RING: HNBR giallo - yellow - Gelb - jaune - amarillo

THREAD: EN 10226-1 (ex ISO 7/1)

CODE	De x Rp mm x inch	L1 mm	L2 mm	Z1 mm	Z2 mm	A mm	B mm	D mm				€
685102015GU	15 x 1/2"	43,5	22,5	21,5	6,5	40	14	6,5	181	5*	100	24,85
685102018GU	18 x 1/2"	43,5	24	21,5	8	40	15	6,5	192	5*	100	55,79
685304022GU	22 x 3/4"	44,5	29	21,5	13	50	20	6,5	246	5*	50	39,32

(*) unità minima di vendita / minimum selling quantity



679/001 GU

B 70 78

"S" DI SCAVALCAMENTO MF

- PIPE BRIDGE MF
- SPRUNGBOGEN A/I
- "S" DE CHEVAUCHEMENT MF
- "S" DE SUPERPOSICIÓN MH

MATERIAL: Cu-DHP99,9 - CW024A

O-RING: HNBR giallo - yellow - Gelb - jaune - amarillo

CODE	De mm	L mm	Z mm	H1 mm	H2 mm				€
679015001GU	15	115	93	12	27	70	5*	100	19,19
679018001GU	18	120	98	13	31	87	5*	100	28,62
679022001GU	22	141	118	17	39	136	5*	50	36,76

(*) unità minima di vendita / minimum selling quantity



679/002 GU

B 70 78

"S" DI SCAVALCAMENTO FF

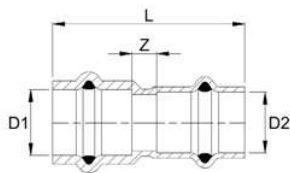
- PIPE BRIDGE FF
- SPRUNGBOGEN I/I
- "S" DE CHEVAUCHEMENT FF
- "S" DE SUPERPOSICIÓN HH

MATERIAL: Cu-DHP99,9 - CW024A

O-RING: HNBR giallo - yellow - Gelb - jaune - amarillo

CODE	De mm	L mm	Z mm	H1 mm	H2 mm				€
679015002GU	15	134	90	20	35	91	5*	100	50,23
679018002GU	18	144	100	20	38	115	5*	100	54,25
679022002GU	22	161	115	23	45	163	5*	50	62,63

(*) unità minima di vendita / minimum selling quantity

**683/000A GU****B 70 78****MANICOTTO ADATTATORE**

- COUPLING ADAPTER
- MUFFE ADAPTER
- MANCHON ADAPTATEUR
- MANGUITO HH ADAPTADOR

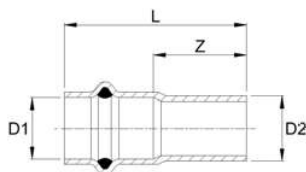
MATERIAL: Cu-DHP99,9 - CW024A**O-RING:** HNBR giallo - yellow - Gelb - jaune - amarillo

CODE	De mm	D1 mm	D2 mm	L mm	Z mm				€
683015014GU (1)	15 x 14	15	14	52	6,5	53	5*	250	19,71
683015016GU (2)	15 x 16	15	16	52	6,5	61	5*	250	21,49
683018016GU (2)	18 x 16	18	16	53	7,5	72	5*	250	21,49

[*] unità minima di vendita / minimum selling quantity

(1) La connessione DN 14 mm deve essere pressata con ganaschia da 15 mm; Press connection DN 14 mm should be carried out with a size 15 mm press jaw; Die Pressverbindung DN 14 soll mit einer 15 mm Pressbacke verpresst werden; Le sertissage en DN 14 mm doit être réalisé avec une mâchoire à sertir de 15 mm; La conexión a presnar DN 14 mm debe realizarse con una mordaza de 15 mm.

(2) La connessione DN 16 mm deve essere pressata con ganaschia da 18 mm; Press connection DN 16 mm should be carried out with a size 18 mm press jaw; Die Pressverbindung DN 16 soll mit einer 18 mm Pressbacke verpresst werden; Le sertissage en DN 16 mm doit être réalisé avec une mâchoire à sertir de 18 mm; La conexión a presnar DN 16 mm debe realizarse con una mordaza de 18 mm.

**669/FA GU****B 70 78****MANICOTTO CON INSERIMENTO - ADATTATORE**

- REDUCTION SOCKET - ADAPTER
- ÜBERGANG MIT EINSCHUBENDE - ADAPTER
- MANCHON DE RÉDUCTION - ADAPTATEUR
- MANGUITO ADAPTADOR HEMBRA

MATERIAL: Cu-DHP99,9 - CW024A**O-RING:** HNBR giallo - yellow - Gelb - jaune - amarillo

CODE	De mm	D1 mm	D2 mm	L mm	Z mm				€
669014015GU (1)	14 x 15	14	15	52	28,5	48	5*	250	14,18
669016015GU (2)	16 x 15	16	15	53	29,5	63	5*	250	16,10
669016018GU (2)	16 x 18	16	18	53	29,5	64	5*	250	19,85

[*] unità minima di vendita / minimum selling quantity

(1) La connessione DN 14 mm deve essere pressata con ganaschia da 15 mm; Press connection DN 14 mm should be carried out with a size 15 mm press jaw; Die Pressverbindung DN 14 soll mit einer 15 mm Pressbacke verpresst werden; Le sertissage en DN 14 mm doit être réalisé avec une mâchoire à sertir de 15 mm; La conexión a presnar DN 14 mm debe realizarse con una mordaza de 15 mm.

(2) La connessione DN 16 mm deve essere pressata con ganaschia da 18 mm; Press connection DN 16 mm should be carried out with a size 18 mm press jaw; Die Pressverbindung DN 16 soll mit einer 18 mm Pressbacke verpresst werden; Le sertissage en DN 16 mm doit être réalisé avec une mâchoire à sertir de 18 mm; La conexión a presnar DN 16 mm debe realizarse con una mordaza de 18 mm.



Novopress EFP 2 - EFP/AFP 201 - EFP/AFP 202 ECO/ACO 202 - ECO/ACO 203 - ACO 203XL

B 50 51

GANASCIA PER PRESSATRICE

- JAW
- PRESSBACKE
- MACHOIRE
- MORDAZA PINZA

CODE	De mm	kg		€
19601200NU	12	1,9	1	547,04
19601500NU	15	1,9	1	547,04
19601800NU	18	1,9	1	547,04
19602200NU	22	2	1	547,04
19602800NU	28	2	1	547,04
19603500NU	35	2	1	547,04



Novopress EFP 2 - EFP/AFP 201 - EFP/AFP 202 ECO/ACO 202 - ECO/ACO 203 - ACO 203XL

B 50 51

VALIGIA PER GANASCE Ø 15÷35

- CASE FOR JAWS Ø 15÷35
- LEER KOFFER FÜR PRESSBACKEN Ø 15÷35
- COFFRET POUR MACHOIRES Ø 15÷35
- CAJA PARA MORZADAS Ø 15÷35

CODE	De mm	kg		€
196015035NU	15 - 35	12,6	1	2922,04
196015035NV*	15 - 35	2,8	1	347,58



Novopress EFP 2 - EFP/AFP 201 - EFP/AFP 202 ECO/ACO 202 - ECO/ACO 203 - ACO 203XL

B 50 51

CATENA SNAP-ON

- PIVOTING RING
- SCHWENKBARE PRESSRINGE
- ANNEAUX DE SERTISSAGE
- ANILLO DE PRENSAR

CODE	De mm	kg		€
19601502NU	15	0,601	1	621,55
19601802NU	18	0,366	1	621,55
19602202NU	22	0,320	1	640,20
19602802NU	28	0,410	1	665,06
19603502NU	35	0,710	1	665,06



Novopress EFP 2 - EFP/AFP 201 - EFP/AFP 202 ECO/ACO 202 - ECO/ACO 203 - ACO 203XL

B 50 51

ADATTATORE SZB201

- ADAPTER SZB201
- ADAPTER SZB201
- ADAPTATEUR SZB201
- ADAPTADOR SZB201

CODE	De mm	kg		€
196153502N	15 - 35	1,94	1	752,08



Novopress EFP 2 - EFP/AFP 201-202 ECO/ACO 202-203 - ACO 203XL - ECO301

B 50 51

CATENA PER PRESSATRICE

- PRESSING COLLAR
- PRESSSCHLINGE
- CHAÎNE
- MORDAZA CADENA

CODE	De mm	kg	Box	€
19604200NU	42	1,6	1	2948,32
19605400NU	54	2,6	1	3058,23



Novopress EFP 2 - EFP/AFP 201 - EFP/AFP 202 ECO/ACO 202 - ECO/ACO 203 - ACO 203XL

B 50 51

ADATTATORE PER CATENE ZB203

- ADAPTER FOR COLLARS ZB203
- ZWISCHENBACKE FÜR PRESSSCHLINGEN ZB203
- ADAPTEUR POUR MACHOIRES ZB203
- ADAPTADOR PARA MORDAZAS ZB203

CODE	De mm	kg	Box	€
196042054N	42 - 54	2,3	1	581,92



Novopress EFP 2 - EFP/AFP 201 - EFP/AFP 202 ECO/ACO 202 - ECO/ACO 203 - ACO 203XL

B 50 51

VALIGIA PER CATENE Ø 42÷54 + ADATTATORE ZB203

- CASE FOR PRESSING COLLARS Ø 42÷54 + ADAPTER ZB203
- LEER KOFFER FÜR PRESS SCHLINGEN Ø 42÷54 + ZWISCHENBACKE ZB203
- COFFRET POUR CHAÎNES Ø 42÷54 + ADAPTEUR ZB203
- CAJA PARA CADENA Ø 42÷54 + ADAPTADOR ZB203

CODE	De mm	kg	Box	€
196042054VNU	42 - 54	8	1	6608,24
196042054V*	42 - 54	2,8	1	387,21

(*) Valigia vuota - Empty case - Leer Koffer - Coffret vide - Caja vacía



274/3 (Ø 15÷54 mm)

B 50 51

MARCATORE UNIKO

- UNIKO MARKER
- UNIKO MARKIERLEHRE
- MARQUEUR UNIKO
- MARCATUBO UNIKO

CODE	De mm	g	Box	€
274000003	15 - 54	26	50	1,99

B 50 52

O-Ring EPDM - Uniko Profile



NERO



- BLACK
- SCHWARZ
- NOIR
- NEGRO

NOTE:

Impieghi / Application field / Einsatzgebiete / Champs d'application /
 Aplicaciones:
 Idrosanitaria / riscaldamento / raffrescamento
 Sanitary / Heating / Cooling
 Sanitär / Heizung / Kühlung
 Sanitaire / Chauffage / Circuits réfrigérants
 Agua sanitaria / Calefacción / Circuito de refrigeración

Material: EPDM

Profilo Uniko - Uniko profile - Uniko Kontur - profil Uniko - perfil Uniko

CODE	De mm			€
11501225N	12	1	20	0,33
11501425N	14	1	20	0,33
11501525N	15	1	20	0,33
11501625N	16	1	20	0,38
11501825N	18	1	20	0,38
11502230N	22	1	20	0,49
11502830N	28	2	20	0,55
11503530N	35	2	20	0,69
11504250N	42	5	20	0,89
11505430N	54	6	20	0,95

O-Ring HNBR - Uniko Profile



GIALLO

- YELLOW
- GELB
- JAUNE
- AMARILLO



NOTE:

Impieghi / Application field / Einsatzgebiete / Champs d'application /
 Aplicaciones:
 Gas / Gas / Gas / Gaz / Gas

B 50 52

Material: HNBR

Profilo Uniko - Uniko profile - Uniko Kontur - profil Uniko - perfil Uniko

CODE	De mm			€
11501525GH	15	1	20	0,45
11501825GH	18	1	20	0,53
11502230GH	22	1	20	0,70
11502830GH	28	2	20	0,72
11503530GH	35	2	20	1,02
11504242GH	42	5	20	1,75
11505440GH	54	6	20	1,87



O-Ring FKM - Uniko Profile

VERDE



- GREEN
- GRÜN
- VERT
- VERDE

NOTE:

Impieghi / Application field / Einsatzgebiete / Champs d'application /
 Aplicaciones:
 Solare / Solar / Solar / Solaire / Solares
 Olio / Pil / Öl / Huile / Aceite

Material: FKM

Profilo Uniko - Uniko profile - Uniko Kontur - profil Uniko - perfil Uniko

CODE	De mm			€
11501525V	15	1	20	0,71
11501825V	18	1	20	0,71
11502230V	22	1	20	1,04
11502830V	28	2	20	1,15
11503530V	35	2	20	1,61
11504250V	42	5	20	2,33
11505440V	54	6	20	2,80





115/EPDM

GUARNIZIONE EPDM

- EPDM GASKET
- DICTUNG AUS EPDM
- JOINT EPDM
- JUNTA EN EPDM

NOTE:

Impieghi / Application field / Einsatzgebiete / Champs d'application /
 Aplicaciones:
 Idrosanitaria / riscaldamento / raffrescamento
 Sanitary / Heating / Cooling
 Sanitär / Heizung / Kühlung
 Sanitaire / Chauffage / Circuits réfrigérants
 Agua sanitaria / Calefacción / Circuito refrigeracion

CODE	De mm	D1 mm	D2 mm	S mm			€
115683308E	12-14	14,5	10	2,5	1	20	2,34
115683102E	15-18	18	10	2,5	1	20	2,34
115683192E	14-16	18	13	2,5	1	20	2,34
115683304E	15-18-22	24	14	2,5	1	20	2,34
115683100E	18-22-28	30	20	2,5	1	20	2,34
115683114E	28-35	39	27	2,5	2	20	2,55
115683112E	35-42	44,5	30	2,5	3	20	2,75
115183112E	35-42	44,5	34	2,5	3	20	2,75
115183051E	28	47,5	37	2,5	3	20	2,75
115183134E	42	50,5	40	2,5	3	20	3,53
115183200E	42	56	42	2,5	4	20	3,53
115183540E	54	65,5	53,5	3	4	20	4,50
115183242E	42	66	56	2,5	4	20	4,50
115183054E	54	71,5	53	3	5	20	4,50
115183254E	54	79,5	69	2,5	5	20	4,50





115/FKM

GUARNIZIONE FKM

- FKM GASKET
- DICTUNG AUS FKM
- JOINT FKM
- JUNTA EN FKM

NOTE: Impieghi / Application field / Einsatzgebiete / Champs d'application /
 Aplicaciones:
 Solare / Solar / Solar / Solaire / Solares.

CODE	De mm	D1 mm	D2 mm	S mm			€
115683102F	15 - 18	18	10	3	1	20	2,95
115683304F	15 - 18 - 22	24	14	3	1	20	2,95
115683100F	18 - 22 - 28	30	20	3	1	20	3,46
115683114F	28 - 35	39	27	3	2	20	5,35
115183112F	35 - 42	44,5	34	3	3	20	6,10
115183051F	28	47,5	37	3	3	20	6,64
115183134F	42	50,5	40	3	4	20	6,64
115183200F	42 - 54	56	42	3	4	20	10,75
115183540F	54	65,5	53,5	3	4	20	10,75
115183242F	42	66	56	3	4	20	16,73
115183054F	54	71,5	53	3	5	20	16,73
115183254F	54	79,5	69	3	5	20	19,91