RIMO

RACCORDERIE METALLICHE

6/2026

Legenda / Key

kg — **Peso / ca.**
Weight / piece

kg/m — **Peso al metro**
Weight per meter

g — **Peso / ca.**
Weight / piece

Pezzi / scatola
Pieces / box

Pezzi / sacchetto
Pieces / bag

Pezzi / bancale
Pieces / pallet

Color Code

Sistemi di raccordi a pressare

Press fitting systems • Pressfittingsysteme • Systèmes de raccords a sertir • Sistema de accesorios para prensar

color CODE

Sistemi di scarico

Waste systems • Abflusssysteme • Systèmes de evacuation • Sistemas de evacuación

color CODE

Raccordi a saldare e filettati in acciaio inossidabile

Stainless steel welding and threaded fittings • Schweiß-und Gewindefittings aus Edelstahl • Raccords à souder et filetés en acier inoxydable • Racores a soldar y roscar en acero inoxidable

color CODE

Raccordi a saldare e filettati in acciaio al carbonio

Carbon steel welding and threaded fittings • Schweiß- und Gewindefittings aus Stahl • Raccords à souder et filetés en acier au carbone • Racores a soldar y a roscar en acero al carbono

color CODE

Collari e sistemi di fissaggio

Brackets for pipe supports and fixing systems • Rohschellen und Rohrbefestigung Systeme • Colliers et systèmes de fixation • Abrazaderas y sistemas de fijacion

color CODE

Tappi ed accessori per radiatori

Plugs and accessories for radiators • Stopfen und Heizkörperzubehör • Bouchons et accessoires pour radiateurs • Tapones y accesorios para radiador

color CODE

> **Aiutiamo gli installatori a lavorare in modo rapido, sicuro e conveniente, studiando e realizzando ogni giorno soluzioni innovative di prodotto e di processo prestando particolare attenzione all'impiego dei sistemi di raccordi a pressare.**

(Cav. Lav. Pier Luigi CECCARDI,
Fondatore e Presidente di Raccorderie Metalliche)

La struttura del Catalogo
The catalog structure

1 Indice Catalogo
Table of contents • Inhaltsverzeichnis • Table des matières • Índice del catálogo

2 Raccorderie Metalliche
Profilo aziendale

Company profile • Firmenprofil • Profil d'entreprise • El perfil de la empresa

3 Il sistema di offerta
Catalogo prodotti completo

Offer system • Das Angebotssystem • Le système d'offre • El sistema de oferta

4 La struttura commerciale
Rete di vendita e informazioni per gli ordini

Commercial structure • Die kommerzielle Struktur unserer Firma • La structure commerciale • La estructura comercial

Raccorderie Metalliche

Profilo aziendale ____ 4
Company profile • Firmenprofil • Profil d'entreprise • El perfil de la empresa

Principali prodotti ____ 7
Main products • Unsere hauptsächlichen Produkte • Produits principaux • Los productos principales

Campi di applicazione ____ 9
Fields application • Anwendungsbereich • Domaines d'application • Ámbitos de aplicación

I Nostri Progetti ____ 10
Our Projects • Unsere Projekte • Nos Projets • Nuestros Proyectos

Il sistema di offerta

Offer system • Das Angebotssystem • Le système d'offre • El sistema de oferta

Sistemi di raccordi a pressare profilo M ____ 14
Press fitting systems M profile • Pressfittingsysteme M-Profil • Système à Sertir Profil M • Sistema de Accesorios para prensar Perfil M

inoxPRES ____ 22
AISI 316L - W. 1.4404

inoxPRES GAS ____ 73
AISI 316L - W. 1.4404

inoxPRES HT FREE ____ 92
AISI 316L - W. 1.4404

inoxPRES STEAM ____ 109
AISI 316L - W. 1.4404

inoxPRES 304L ____ 119
AISI 304L - W. 1.4307

steelPRES ____ 127
Acciaio al carbonio zincato • Carbon steel • C-stahl verzinkt • Acier carbone • Acero carbono galvanizado

AESPRES ____ 153
Rame/bronzo • Copper/bronze • Kupfer/Bronze • Cuivre/bronze • Cobre/bronce

AESPRES GAS ____ 165
Rame/bronzo • Copper/bronze • Kupfer/Bronze • Cuivre/bronze • Cobre/bronce

MARINEPRES ____ 176
CuNi10Fe1.6Mn

Attrezzature e accessori ____ 196
Press tools and accessories • Presswerkkzeuge zubehör • Outils de sertissage et accessories • Herramientas y accesorios

Sistemi di raccordi a pressare profilo UNIKO ____ 218
Press fitting systems UNIKO profile • Pressfittingsysteme UNIKO-Profil • Système à Sertir Profil UNIKO • Sistema de Accesorios para prensar Perfil UNIKO

inoxPRES UNIKO ____ 223
AISI 316L - W. 1.4404

inoxPRES UNIKO 304L ____ 243
AISI 304L - W. 1.4307

AESPRES UNIKO ____ 258
Rame/bronzo • Copper/bronze • Kupfer/Bronze • Cuivre/bronze • Cobre/bronce

AESPRES UNIKO GAS ____ 280
Rame/bronzo • Copper/bronze • Kupfer/Bronze • Cuivre/bronze • Cobre/bronce

Attrezzature e accessori ____ 299
Press tools and accessories • Presswerkkzeuge zubehör • Outils de sertissage et accessories • Herramientas y accesorios

Sistemi di scarico ____ 304
Waste systems • Abflusssysteme • Systèmes de evacuation • Sistemas de evacuación

DRAIN ____ 308
AISI 316L - W. 1.4404

Raccordi a saldare e filettati in acciaio inossidabile ____ 342
Stainless steel welding and threaded fittings • Gewindefitttinge aus edelstahl • Raccords en acier inoxydable filetés et à souder • Racores a soldar y roscar en acero inoxidable

Raccordi a saldare ____ 345
Welding fittings • Schweissfittings • Raccord à souder • Racores para soldar

RACCORDERIE METALLICHE

Flange 355
Flanges • Flansche • Brides • Bridas
Accessori 371
Accessories • Zubehör • Accessoires • Accesorios
Raccordi filettati 374
Threaded fittings • Gewindefittings • Raccords filetés • Piezas de empalme roscadas
Valvole a sfera 395
Ball valves • Kugelhähne • Robinéts boisseau sphérique • Válvulas de bola
Collari e fissaggi inox 407
Stainless steel collars and fixing systems • Edelstahl Rohrschellen und Befestigung • Colliers et articles de fixation en acier inoxydable • Abrazaderas y articulos de fijación de acero inoxidable

Raccordi a saldare e filettati in acciaio al carbonio 420
Carbon steel welding and threaded fittings • Schweiss-und Gewindefitttinge aus stahl • Raccords en acier filetés et à souder • Racores a soldar y roscar en acero al carbono
Raccordi filettati neri e zincati 422
Black and galvanized threaded fittings • Schwarze und verzinkte gewindefittings • Raccords filetés noirs et galvanises • Racores roscados negros y galvanizados
Raccordi a saldare 440
Welding fittings • Schweissfittings • Raccord à souder • Racores para soldar
Flange 452
Flanges • Flansche • Brides • Bridas
Accessori 468
Accessories • Zubehör • Accessoires • Accesorios
Collari e sistemi di fissaggio 476
Brackets for pipe supports and fixing systems • Rohschellen und rohrbefestigungen systeme • Colliers de fixation pour tubes • Abrazaderas y artículos de fijación
Collari fissaggio tubi 478
Collars for pipe clamping • Befestigungen für rohre • Colliers de fixations pour tube • Abrazaderas fijación tubo
Sistemi di fissaggio 504
Fixing systems • Befestigungssysteme • Systèmes de fixation • Sistemas de fijaciónes
Collari e fissaggi inox 535
Stainless steel collars and fixing systems • Edelstahl Rohrschellen und Befestigung • Colliers et articles de fixation en acier inoxydable • Abrazaderas y articulos de fijación de acero inoxidable
Sistemi di fissaggio sanitari 547
Sanitary fixing system • Befestigungssysteme für Sanitaranlage • Sanitaries systèmes de fixation • Sistemas de soportes para sanitarios
Tappi e accessori per radiatori 562
Plugs and accessories for radiators • Stopfen und Heizkörperzubehöre • Bouchons et réductions en acier au carbone pour radiateurs • Tapones y accesorios para radiadores
Tappi e riduzioni per radiatori 564
Radiators plugs and plugs reducing • Blind Stopfen und anschluss stopten für Radiatoren • Bouchons et réductions pour radiateurs • Tapones y tapones reducidos para radiadores
Accessori per radiatori 574
Radiator fittings • Radiatoren-zuberhorteile • Accessoires pour radiateurs • Accesorios para radiadores
Apparecchiature per impianti idrotermici 578
Equipment for hydro-thermal plants • Zuberhör für heizungen • Appareillages pour Installations hydrothermiques • Aparatos para instalaciones hidrotérmicas

La struttura commerciale
Commercial structure • Die kommerzielle Struktur unserer Firma • La structure commerciale • La estructura comercial

Come ordinare 587
How to order • Bestellungsverfahren • Comment commander • Cómo efectuar el pedido
Struttura commerciale Italia 588
Sales Organisation • Kommerzielle Struktur in Italien • Structure Commerciale Italie • Organización de ventas en Italia
Struttura commerciale Estero 589
Sales Organisation • Kommerzielle Struktur im Ausland • Organisation des ventes • Organización de ventas en el extranjero
Condizioni generali di vendita 592
General conditions sales • Allgemeine Verkaufsbedingungen • Conditions générales de vente • Condiciones generales de venta

Azienda certificata
Certified Company

DNV

MANAGEMENT SYSTEM CERTIFICATE

Certificate no.: CERT-0027-99-AQ-ML-DNCERT | Initial certification date: 19 November 1994 | Valid: 08 October 2024 – 07 October 2027

This is to certify that the management system of
RACCORDERIE METALLICHE S.p.A.
Strada Sabbioneterra, 59 - 46010 Campitello di Marcaria (MN) - Italy
and the sites as mentioned in the appendix accompanying this certificate

has been found to conform to the Quality Management System standard:
ISO 9001:2015

This certificate is valid for the following scope:
Manufacture and trade of welding, threaded and press metal pipe fittings and dedicated insulation system; collars and clamping systems for pipes and radiators. Trade of mixing valves and automatic float air vents, products and accessories for heating and plumbing uses in conformity with national/international standards, specifications furnished by the customer and established company specifications
(IAF 17, 29)

Place and date: **Vimercate (MB), 24 October 2024**
For the issuing office: **DNV - Business Assurance, Via Energy Park, 14, - 20871 Vimercate (MB) - Italy**
Claudio Barnocco, Management Representative

Lack of fulfilment of conditions as set out in the Certification Agreement may render this Certificate invalid.
ACCREDITED UNIT: DNV Business Assurance Italy S.r.l., Technology Park, 14 - 20871 Vimercate (MB) - Italy - TEL: +39 039 68 599 905. www.dnv.it

DNV

MANAGEMENT SYSTEM CERTIFICATE

Certificate no.: 96476-2012-AE-ITA-DNCERT | Initial certification date: 22 December 2015 | Valid: 24 December 2023 – 23 December 2026

This is to certify that the management system of
RACCORDERIE METALLICHE S.p.A.
Strada Sabbioneterra, 59 - 46010 Campitello di Marcaria (MN) - Italy
and the sites as mentioned in the appendix accompanying this certificate

has been found to conform to the Environmental Management System standard:
ISO 14001:2015

This certificate is valid for the following scope:
Production (through cutting, deformation and thread phases) and marketing of metal fittings, welded, threaded, press-on and insulating collars and fixing systems for pipes and radiators. Marketing mix of valves and air vent, products and complementary accessories for use hydro-thermal health, according to national/international customer specifications and internal specifications established
(IAF 17, 29)
Evaluated according to the requirements of Technical Regulations RT-09

Place and date: **Vimercate (MB), 11 December 2020**
For the issuing office: **DNV - Business Assurance, Via Energy Park, 14, - 20871 Vimercate (MB) - Italy**
Claudio Barnocco, Management Representative

Lack of fulfilment of conditions as set out in the Certification Agreement may render this Certificate invalid.
ACCREDITED UNIT: DNV Business Assurance Italy S.r.l., Via Energy Park, 14 - 20871 Vimercate (MB) - Italy - TEL: +39 039 68 599 905. www.dnv.it

DNV

MANAGEMENT SYSTEM CERTIFICATE

Certificate no.: 1000006232-005C-ACCREDIA-ITA | Initial certification date: 23 November 2015 (based on OHSAS 18001) | Valid: 25 November 2024 – 23 November 2027
Expiry date of last certification cycle: 24 November 2021
Date of last re-certification: 04 October 2024

This is to certify that the management system of
RACCORDERIE METALLICHE S.p.A.
Strada Sabbioneterra, 59 - 46010 Campitello di Marcaria (MN) - Italy
and the sites as mentioned in the appendix accompanying this certificate

has been found to conform to the Occupational Health and Safety Management System standard:
ISO 45001:2018

This certificate is valid for the following scope:
Production (through cutting, deformation and thread phases) and marketing of metal fittings, welded, threaded, press-on and insulating collars and fixing systems for pipes and radiators. Marketing mix of valves and air vent, products and complementary accessories for use hydro-thermal health, according to national / international customer specifications and internal specifications established (IAF 17, 29)

Place and date: **Vimercate (MB), 25 November 2024**
For the issuing office: **DNV - Business Assurance, Via Energy Park, 14, - 20871 Vimercate (MB) - Italy**
Claudio Barnocco, Management Representative

Lack of fulfilment of conditions as set out in the Certification Agreement may render this Certificate invalid.
ACCREDITED UNIT: DNV Business Assurance Italy S.r.l., Via Energy Park, 14 - 20871 Vimercate (MB) - Italy - TEL: +39 039 68 599 905. www.dnv.it

DNV

MANAGEMENT SYSTEM CERTIFICATE

Certificate no.: CHI-0003 | Initial certification date: 20 December 2023 | Valid: 20 December 2023 – 27 December 2026

This is to certify that the management system of
RACCORDERIE METALLICHE S.p.A.
Strada Sabbioneterra, 59 - 46010 Campitello di Marcaria (MN) - Italy
and the sites as mentioned in the appendix accompanying this certificate

has been found to conform to the Energy Management System standard:
ISO 50001:2018

This certificate is valid for the following scope:
Energy management in the manufacture and trade of welding, threaded and press metal pipe fittings and dedicated insulation system; collars and clamping systems for pipes and radiators. Trade of mixing valves and automatic float air vents, products and accessories for heating and plumbing uses in conformity with national/international standards, specifications furnished by the customer and established company specifications. Self-consumption energy production from a photovoltaic system. (Technical Area: Industry light to medium)

Place and date: **Vimercate (MB), 20 December 2023**
For the issuing office: **DNV - Business Assurance, Via Energy Park, 14, - 20871 Vimercate (MB) - Italy**
Claudio Barnocco, Management Representative

Lack of fulfilment of conditions as set out in the Certification Agreement may render this Certificate invalid.
ACCREDITED UNIT: DNV Business Assurance Italy S.r.l., Via Energy Park, 14 - 20871 Vimercate (MB) - Italy - TEL: +39 039 68 599. www.dnv.it

ISO 9001:2015 - DNV

ISO 14001:2015 - DNV

ISO 45001:2018 - DNV

ISO 50001:2018 - DNV

Profilo aziendale

Raccorderie Metalliche rappresenta dal 1970 una realtà di assoluto rilievo nel panorama europeo dei produttori di materiale per l'impiantistica nel **settore idrotermosanitario civile e industriale**. Dal 2014 è presente nel **settore navale** come unico operatore sul mercato in grado di offrire contemporaneamente sistemi pressfitting, sistemi di scarico in acciaio, raccorderia a saldare e filettata e sistemi di fissaggio.

Un'azienda formata da **oltre 450 dipendenti** che ogni giorno realizzano la missione di Raccorderie Metalliche.

"Aiutiamo gli installatori a lavorare in modo rapido, sicuro e conveniente, studiando e realizzando ogni giorno soluzioni innovative di prodotto e di processo prestando particolare attenzione all'impiego dei sistemi di raccordi a pressare."

(Pier Luigi CECCARDI,
Fondatore e Presidente di Raccorderie Metalliche)

Presenza nel Mondo

Raccorderie Metalliche dispone di due siti produttivi in Italia, con un totale di oltre 188.000 mq, e 4 filiali commerciali estere (Germania, Francia, Spagna e India) che garantiscono una distribuzione in oltre 60 Paesi nel mondo.

- **InoxPRES S.A. (Barcellona, Spagna):** commercializzazione di tubi e raccordi su tutto il territorio spagnolo e portoghese.
- **RM Pressfitting GmbH (Monaco di Baviera, Germania):** sviluppo commerciale e coordinamento di un team di promoters sul territorio tedesco.
- **Raccorderie Metalliche FRANCE SARL (Lione, Francia):** sviluppo commerciale e coordinamento della struttura di vendita sul territorio francese.
- **RACMET INDIA PVT (Gurgaon, India):** coordinamento delle attività di vendita e potenziamento commerciale sul mercato indiano.

I punti chiave

Il successo di Raccorderie Metalliche è da attribuire ad una pluralità di fattori: conoscenza, qualità, vasto assortimento di gamma ed estrema attenzione al cliente.

- **Costante ricerca e continuo sviluppo di soluzioni innovative** hanno permesso di realizzare il **primo raccordo tee pressfitting** al mondo in acciaio al carbonio privo di saldature.
- **Continui controlli e miglioramenti sulla qualità** hanno consolidato un elevato standard qualitativo.
- **Certificazione dei sistemi di gestione delle proprie attività** nel rispetto dell'ambiente e della sicurezza dei propri collaboratori.
- **Costante disponibilità e tracciabilità** di prodotti presso i nostri magazzini.
- **Tecnici che affiancano e consigliano** i progettisti nel loro lavoro.
- **Trasparenza, correttezza e rispetto reciproco** con i partner permettono di garantire standard elevati di servizio.
- **Continue attività formative e di aggiornamento** per far crescere professionalmente gli installatori.
- **Particolare attenzione al sociale** ritenendo che siano le persone a fare la differenza, quella differenza che permette di evolvere.

Dati di rilievo

Aggiornati a dicembre 2025

Area totale RM	**188.000 mq**
Superficie coperta RM	**64.000 mq**
Nº dipendenti	**oltre 450 persone**
Fatturato Italia	**34%**
Fatturato Export	**66%**
Presenza	**in oltre 60 paesi**
Nº articoli a catalogo	**6.923**
Materia prima trasformata	**25.500tons/year**
Brevetti	**3**
Certificazioni prodotti	**109**

Company profile

Since 1970, Raccorderie Metalliche is a leading manufacturer in the European **civil & industrial plumbing sector** landscape. Since 2014 we are present in the **shipbuilding sector** and the only one in the market being in a position to offer press fitting systems, steel wastewater systems, welding fittings, threaded fittings and fastening systems, at the same time.

Every day, **more than 450 employees** are committed to fulfil Raccorderie Metalliche's mission.

"We constantly offer innovative solutions in terms of both product and process and take the use of press fitting systems into particular consideration; these solutions allow fitters to work rapidly, safely and suitably."

(Pier Luigi CECCARDI, Founder and President of Raccorderie Metalliche)

Our Presence in the World

Raccorderie Metalliche has two production plants in Italy, extending over an area of more than 188.000 sq. m, as well as 4 branch offices in foreign Countries (Germany, France, Spain and India) ensuring the distribution of our products in more than 60 Countries of the world.

- **InoxPRES S.A. (Barcelona, Spain):** marketing of pipes and fittings in the whole Spanish and portuguese territory.
- **RM Pressfitting GmbH (Munich, Germany):** trade development and coordination of our team of promoters in Germany.
- **Raccorderie Metalliche FRANCE SARL (Lyon, France):** trade development and coordination of our sales structure in France.
- **RACMET INDIA PVT (Gurgaon, India):** coordination of sales activities and commercial development in the Indian market.

Key Points

Raccorderie Metalliche's success is the result of several factors: knowledge, quality, a wide range of products, particular ability to understand customer requirements.

- **Continuous research and development of innovative solutions** allowing us to be the first Company producing a seamless carbon steel **pressfitting Tee.**
- **Continuous quality control and improvement** resulting in a high quality level.
- **Certification of activities managing systems** in conformity with environment and workers' safety regulations.
- **Constant availability and traceability** of products in our warehouses.
- **Technicians collaborating with and giving advice** to the design engineers.
- **Fairness, transparency and mutual respect** between the partners to provide our customers with the best possible service.
- **Constant training and update** in order fitters to continue their professional development.
- **Particular attention to social issues,** because we think that people make the difference, which is the key ingredient for evolution.

Highlights

Updated on December 2025

RM total area	**188.000 sq.m**
RM covered area	**64.000 sq.m**
Human resources	**more than 450 people**
Domestic sales	**34%**
Export sales	**66%**
Presence	**in over 60 countries**
Item on catalouge	**6.923**
Processed raw materials	**25.500tons/year**
Patents	**3**
Products Certifications	**109**

RACCORDERIE METALLICHE

Pressare, Innestare, Innovare!

I sistemi di Raccorderie Metalliche **prodotti in Italia** si dividono in:

Sistemi Pressfitting

inoxPRES® — Acciaio inossidabile AISI 316L – 1.4404
Acciaio inossidabile AISI 304L – 1.4307

steelPRES® — Acciaio al carbonio E195

MARINEPRES® — Cupronichel 90/10

AESPRES® — Rame Cu-DHP 99.9 – CW024A
Bronzo CuSn5Zn5Pb2-C - CC449K

inoxPRES UNIKO® — Acciaio inossidabile AISI 316L – 1.4404
Acciaio inossidabile AISI 304L – 1.4307

AESPRES UNIKO® — Rame Cu-DHP 99.9 – CW024A
Ottone CuZn21Si3P – CW724R
Bronzo CuSn5Zn5Pb2-C (CC499K)

I Sistemi Pressfitting di Raccorderie Metalliche sono composti da raccordi, tubazioni* e attrezzature.
Le nostre soluzioni sono progettate per impianti di distribuzione acqua potabile, antincendio, climatizzazione, aria compressa e trasporto fluido in genere.

PRESSIONE DI ESERCIZIO FINO A PN16.
DISPONIBILITÀ NEI DIAMETRI DA 15 mm A 168 mm.

Tutti i prodotti seguono un processo di tracciabilità che permette l'identificazione di ogni singolo componente per qualsiasi evenienza.

Sistemi di scarico

DRAIN è un sistema ad innesto composto da tubi e raccordi in acciaio inossidabile AISI 316L per il trasporto di acque di scarico bianche, grigie e nere; la soluzione ideale per la realizzazione reti di scarico sia in gravità che in vuoto.

I sistemi di fissaggio, raccorderia a saldare / filettata, flange

I nostri sistemi di fissaggio, la raccorderia a saldare e filettata, le flange rappresentano il giusto completamento per fornire un'intera gamma di prodotti che soddisfino a 360° l'esigenza per tutti i tipi di impianti.

* Tranne per il sistema aesPRES® e aesPRES UNIKO®

Raccorderie Metalliche Systems **produced in Italy** are divided as follows:

Pressfitting Systems

inoxPRES® Stainless Steel AISI 316L – 1.4404
Stainless Steel AISI 304L – 1.4307

steelPRES® Carbon Steel E195

MARINEPRES® Copper-nickel 90/10

AESPRES® CopperCu-DHP 99.9 – CW024A
Bronze CuSn5Zn5Pb2-C - CC449K

inoxPRES UNIKO® Stainless Steel AISI 316L – 1.4404
Stainless Steel AISI 304L – 1.4307

AESPRES UNIKO® Copper Cu-DHP 99.9 – CW024A
Brass CuZn21Si3P – CW724R
Bronze CuSn5Zn5Pb2-C - CC499K

Press, Push, Innovate!

Raccorderie Metalliche Pressfitting Systems include fittings, piping* and tools. Raccorderie Metalliche Pressfitting Systems are designed for multiple application fields: distribution systems of drinking water, fire protection systems, air conditioning, compressed air, and fluid transport systems in general.

WORKING PRESSURE UP TO PN16.
AVAILABLE FROM 15 mm TO 168 mm.

All products follow a traceability process which allows each and every component to be identified.

Waste Systems

DRAIN is a push-fit system composed of pipes and fittings in AISI 316L stainless steel for the transport of white, grey and black wastewater; the ideal solution for the construction of gravity and vacuum drainage networks.

Fastening, welding / threaded fitting systems, flanges

Our fastening, welding/threaded fitting systems and flanges represent the correct completion of products to provide a full range which meets the 360° requirements for all installations.

* Except for aesPRES® and aesPRES UNIKO® systems

RIM RACCORDERIE METALLICHE

Campi di applicazione

Raccorderie Metalliche offre tutte le soluzioni per l'adduzione e lo scarico di acqua ed il trasporto di svariati fluidi.
I sistemi Pressfitting di Raccorderie Metalliche si distinguono per **semplicità, rapidità e sicurezza.**

- La **semplicità** è intrinseca nelle caratteristiche del sistema: taglia, innesta e pinza, nessun patentino, nessuna fiamma.
- La **rapidità** permette di abbattere i tempi di installazione fino al 60% rispetto ai sistemi tradizionali.
- La **sicurezza** è data dall'assenza di rischi d'incendio e dal mantenimento di un ambiente di lavoro pulito ed ordinato, anche in condizioni di spazio ristretto.

Fields of application

Raccorderie Metalliche offers all possible solutions for the supply and drainage of water and for the transport of diverse fluids.
Raccorderie Metalliche Pressfitting systems stand for **simplicity, speed and security.**

- **Simplicity** is inherent in the system's characteristics: cut, insert and press, no flame, no licence needed.
- **Speed of installation** makes it possible to reduce labour time by up to 60% and high safety levels compared to traditional systems.
- **Security** is provided by the absence of fire risks and by maintaining a clean working environment, even in a restricted working space.

	inoxPRES / inoxPRES UNIKO	steelPRES	AESPRES / AESPRES UNIKO	MARINEPRES	DRAIN
Applicazioni Applications	Acciaio inossidabile Stainless Steel	Acciaio al carbonio Carbon Steel	Rame/Bronzo/Ottone Copper/Bronze/Brass	Cupronichel Copper-nickel	Acciaio inossidabile Stainless Steel
Acqua potabile Potable Water	√		√		
Gas metano / GPL Natural Gas / LPG	√		√		
Riscaldamento Heating	√	√	√	√	
Raffrescamento Cooling	√	√	√	√	
Solare termico Solar Thermal	√	√	√	√	
Aria compressa Compressed Air	√	√	√	√	
Antincendio Fire Protection Systems	√		√	√	
Acque di processo Process Water	√			√	√
Scarichi Wastewater				√	√
Nebulizzazione Nebulisation	√				
Silicone free Silicone Free	√				
Vapore Steam	√				

Scopri tutte le nostre applicazioni e i vantaggi dei sistemi a pressare

Discover all our applications and the advantages of pressfitting systems

RCM RACCORDERIE METALLICHE

La nostra RacMet Academy

OUR RACMET ACADEMY

La ***RacMet Academy*** è il risultato dell'importanza che viene data alla crescita professionale e alla formazione di installatori e collaboratori.

Una struttura formata da ampi spazi dotati delle più avanzate e moderne tecnologie per supportare meeting e convention, un laboratorio tecnico che include una ambientazione specifica per ogni applicazione dedicata ai sistemi di raccordi a pressare, una school dedicata alla formazione ed una zona lounge per l'accoglienza degli ospiti e il relax.

Scoprila sul nostro sito!

*The **RacMet Academy** is the result of the importance given to professional growth and the training of installers and employees.*

A structure consisting of large spaces equipped with the most advanced and modern technologies to support meetings and conventions, a technical laboratory with a specific setting for each application dedicated to pressfittings, a school dedicated to training and a lounge area for the reception of guests and relaxation.

Discover it on our website!

UNA STRUTTURA TECNICA SEMPRE PIÙ VICINA AI NOSTRI CLIENTI

A TECHNICAL STRUCTURE CLOSER TO OUR CUSTOMERS

tecnico@racmet.com

RACCORDERIE METALLICHE

RMC

Racmet Maintenance Center

Authorized Partner
novopress

In collaborazione con **NOVOPRESS**, nostro fornitore di attrezzature a pressare, abbiamo creato all'interno di Raccorderie Metalliche un **centro di manutenzione autorizzato** per garantire un *servizio rapido, veloce ed efficiente ai nostri clienti.*

Il *RACMET MAINTENANCE CENTER (RMC)* è il **centro dedicato alla manutenzione e al ripristino di attrezzature, fondamentali per la realizzazione dei sistemi a pressare.**

In co-operation with **NOVOPRESS**, the company supplier of press equipment, the Raccorderie Metalliche set up an **authorized maintenance centre** within the company to guarantee *a fast, rapid and efficient service to any customer.*

The *RACMET MAINTENANCE CENTER (RMC)* is **the centre dedicated to the maintenance and restoration of equipment, essential for the construction of press systems.**

I NOSTRI SERVIZI

- Ritiro attrezzatura
- Check & analisi dell'attrezzatura con personale certificato
- Preventivo in tempi rapidi
- Sostituzione con nuovi pezzi di ricambio originali
- Consegna dell'attrezzatura con conferma della revisione effettuata

OUR SERVICES

- Equipment pickup
- Equipment check & analysis by certified personnel
- Fast quotation
- Replacement with new original spare parts
- Delivery of the equipment with Certification of revision

CONTATTACI
CONTACT US

assistenzarmc@racmet.com

RACCORDERIE METALLICHE

Raccorderie Metalliche
BIM PLUG-IN per AUTODESK® REVIT®

RACCORDERIE METALLICHE BIM PLUG-IN FOR AUTODESK® REVIT®

Modellazione a estrema precisione e contenuti aggiornati, leggeri e compatti con BIM (Building Information Modeling), l'App gratuita di Raccorderie Metalliche!

Per contribuire al processo di progettazione, mettiamo a disposizione tutti i modelli BIM dei nostri sistemi a pressare: oggetti altamente semplificati con tutti i metadati rilevanti ai fini del progetto.

Progetta gli impianti con i nostri sistemi a pressare in modo rapido e semplice!

*Design with great accuracy and work with up-to-date, light and compact **BIM (Building Information Modeling)** content with the free App of Raccorderie Metalliche!*

To contribute to the design process, we provide all BIM models available of our pressing systems: highly simplied objects with all the metadata relevant to the project.

Design piping systems easily and fast!

Anche i progettisti che utilizzano **MagiCAD** in ambiente Revit possono scaricare e utilizzare l'applicativo di Raccorderie Metalliche. I progettisti che utilizzano **StabiCAD** in ambiente Revit possono lavorare con l'App di Raccorderie Metalliche in Revit.
Le versioni Revit supportate per l'App Raccorderie Metalliche Product Line Placer sono il 2022, 2023, 2024, 2025 e 2026.

*Even designers who use **MagiCAD** in a Revit environment can download and use the Raccorderie Metalliche application.*
*Designers using **StabiCAD** in Revit environment can work with the Revit Raccorderie Metalliche App.*
The Revit versions supported for the Product Line Placer in the Raccorderie Metalliche App are 2022, 2023, 2024, 2025 and 2026.

SCARICA L'APP GRATUITA SUL NOSTRO SITO WEB

DOWNLOAD THE FREE APP ON OUR WEBSITE

BIM
Librerie BIM per REVIT - *BIM library for REVIT*

Free Download

RACCORDERIE METALLICHE

Raccorderie Metalliche presenta My RacMet APP

RACCORDERIE METALLICHE PRESENTS MY RACMET APP

My RacMet APP

BE INNOVATIVE. BE SMART.

MY RACMET APP: la APP di Raccorderie Metalliche **creata per accedere al mondo RacMet attraverso un semplice e veloce click!**
Potrai vedere gli ultimi aggiornamenti e news, video e tutorial, sfogliare online il catalogo prodotti e soprattutto accedere a servizi esclusivi come la tracciabilità di prodotti e di tutti i suoi componenti.

My RACMET APP per avere sempre con te tutte le informazioni di cui hai bisogno!

MY RACMET APP**: the app from Raccorderie Metalliche **developed for a quick and easy access to the RacMet world!
You can check the latest updates and news, videos and tutorials, browse the online product catalog, and most importantly, access exclusive services such as the traceability of products and all of their components.

***MY RACMET APP**: having Raccorderie Metalliche always at your fingertips!*

GUARDA IL VIDEO DI PRESENTAZIONE

WATCH THE VIDEO

SCARICA LA NOSTRA RACMET APP

DOWNLOAD OUR RACMET APP

Scarica su App Store

GET IT ON Google Play

Raccorderie Metalliche ha realizzato **il catalogo online per una facile e veloce consultazione dei propri prodotti.** Una modalità semplice per consultare le gamme prodotto online.

*Raccorderie Metalliche designed its **online catalogue for an easy and quick consultation of its products.***
An easy way to browse product ranges online.

Sistemi di raccordi a pressare profilo M

PRESS FITTING SYSTEMS M PROFILE

PRESSFITTINGSYSTEME M-PROFIL

SYSTÈME À SERTIR PROFIL M

SISTEMA DE ACCESORIOS PARA PRENSAR PERFIL M

Il sistema pressfitting - profilo M

RACCORDERIE METALLICHE utilizza per i propri prodotti la tecnica di giunzione con profilo "M". Durante la pressatura avviene una deformazione a 2 livelli. Il primo livello di resistenza si realizza in seguito alla deformazione meccanica del raccordo e della tubazione, un collegamento indissolubile che garantisce la resistenza meccanica dello stesso. La tenuta idraulica viene garantita dall'O-Ring deformato nella sua sezione: grazie alla sua elasticità, garantisce l'ermeticità permanente della giunzione.

Il profilo dell'anello di tenuta (O-Ring)

I tradizionali sistemi di raccordi a pressare utilizzano anelli di tenuta (O-Ring) a sezione circolare che in caso di lavorazione non appropriata, sono facilmente soggetti ad essere danneggiati. Raccorderie Metalliche usa un'anello di tenuta sviluppato internamente, frutto di un'innovazione brevettata, avente profilo lenticolare (lenring) che aderisce perfettamente alla camera toroidale. Ne conseguono i seguenti vantaggi:

- Una superficie di tenuta maggiore del 20%;
- Notevole diminuzione del rischio di danneggiamento dell'anello di tenuta;
- Facilita l'inserimento del tubo.

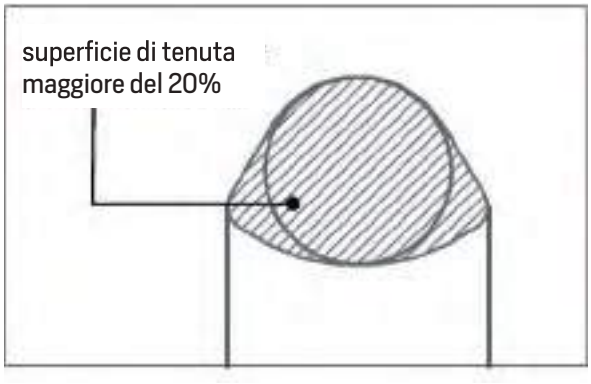

Il materiale impiegato nella realizzazione dei raccordi e dei tubi

I raccordi ed i tubi della linea INOXPRES® sono in acciaio inossidabile AISI 316L. A differenza dei tradizionali sistemi in acciaio AISI316, i prodotti INOXPRES® presentano un minor contenuto di carbonio che conferisce all'acciaio una maggiore resistenza alla corrosione.

Anelli di tenuta - Campi di impiego e caratteristiche tecniche

INDICAZIONI TECNICHE	COLORI	TEMPERATURE D'ESERCIZIO MIN / MAX GRADI CELSIUS	PRESSIONE D'ESERCIZIO MAX IN BAR	OMOLOGAZIONE E NORME	CAMPI D'IMPIEGO	INSERITO IN FABBRICA
EPDM	Nero	-20 / +120 °C	16	KTW W 270 DVGW W 534	Acqua potabile, Riscaldamento Circuiti di raffreddamento, Acque trattate, Acque completamente dissalate, Acqua piovana, Aria compressa (Classe 1 ÷ 4)	sì
HNBR	Giallo	-20 / +70 °C	5	G 260HTB DVGW G 5614	Gas naturale, Gas metano, GPL (fase gassosa)	sì
FKM	Verde	-20 / +220 °C	16	-	Solare, Aria compressa (Classe 5), Acqua salmastra	sì
STEAM	Bianco	-20 / 165 °C	7 bara / 6 barg	-	Vapore saturo	sì
MVQ	Rosso	-20 / +180 °C	16	-	Applicazioni industriali dopo la verifica da parte di RM	no

Norma di riferimento

EN 10217-7:2014

WERKSTOFF NR.	C ≤ %	SI ≤ %	MN ≤ %	P ≤ %	S ≤ %	N ≤ %	CR %	MO %	NI %
AISI316 / W.1.4401	0,07	1	2	0,05	0,02	0,11	16,5	2	10
X5CrNiMo 17-12-2									
AISI316L / W. 1.4404	0,03						18,5	2,5	13
X2CrNiMo 17-12-2									

Pressfitting system - M profile

The junction connection of RACCORDERIE METALLICHE press fitting systems is with "M" contour. During the pressing process a deformation takes place on two planes.
The first plane creates a permanent connection and provides mechanical strength through the mechanical deformation of the press fitting and the pipe. On the second plane the seal ring is deformed in its cross section and through its elastic properties creates the permanently tight joint.

Sealing ring profile (O-Ring)

Traditional press fitting systems use round sealing rings, which can easily be damaged by careless fitting. Raccorderie Metalliche employs an internally developed sealing ring, the result of a patented innovation, featuring a lenticular profile that fits the press crimp groove. This provides the following advantages:

- A 20% enlargement of the sealing surface area;
- Major reduction of the risk of the sealing ring being pressed out or damaged;
- It makes the pipes insertion easier.

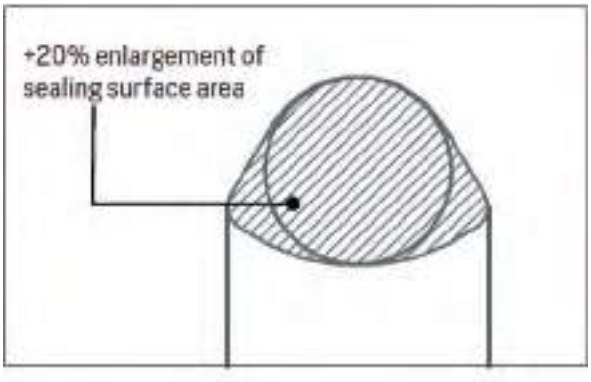

Description of the material used to produce stainless steel pipes and fittings

Pipes and fittings of INOXPRES® are made in stainless steel AISI 316L. Unlike traditional systems made with AISI316, INOXPRES® products present a lower content of carbon that gives a higher resistance to corrosion.

Sealing rings - Fields of applications and technical data

TECHNICAL TERM	COLOUR	OPERATING TEMPERATURE MIN. -/MAX. DEGREES CENTIGRADE	OPERATING PRESSURE MAXIMUM IN BAR	APPROVALS AND CERTIFICATION BASIS	FIELDS OF APPLICATION	FACTORY FITTED
EPDM	black	-20 / +120 °C	16	KTW W 270 DVGW W 534	Potable water, Heating, Cooling and refrigeration circuits, Treated water, Desalinated water, Rain-water, Compressed air (Class 1÷4)	yes
HNBR	yellow	-20 / +70 °C	5	G 260HTB DVGW G 5614	Natural gas, Methane gas, GPL (gaseous state)	yes
FKM	green	-20 / +220 °C	16	-	Solar, Compressed air (Class 5), Salt water	yes
STEAM	white	-20 / 165 °C	7 bara / 6 barg	-	Saturated Steam	yes
MVQ	red	-20 / +180 °C	16	-	Industrial applications following approval by RM	no

Reference norm

EN 10217-7:2014

WERKSTOFF NR.	C ≤ %	SI ≤ %	MN ≤ %	P ≤ %	S ≤ %	N ≤ %	CR %	MO %	NI %
AISI316 / W.1.4401	0,07	1	2	0,05	0,02	0,11	16,5	2	10
X5CrNiMo 17-12-2									
AISI316L / W. 1.4404	0,03						18,5	2,5	13
X2CrNiMo 17-12-2									

Le fasi di installazione - profilo M

Installation process - M profile

Attrezzatura per la preparazione del tubo / Tools for the pipe set-up

Macchine e attrezzature per la pressata / Pressing machines and tools

Taglio del tubo / Cutting the pipe to length

Sbavatura del tubo / Deburring the pipe

Controllo O-ring / Checking the sealing ring

Marcatura della profondità d'innesto / Marking the insertion depth

Preparazione della macchina pressatrice / Press machine preparation

Assemblaggio attraverso pressatura / Making the press connection

Controllo della pressatura / Checking the press connection

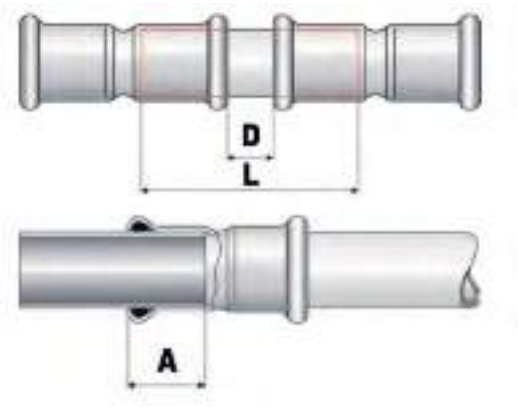

A = Quota d'innesto
D = Distanza minima
L = Lunghezza minima di tubo

A = insertion depth
D = minimum distance
L = minimum pipe length tubo

Profondità d'innesto e distanze minime

Insertion depth and minimum distances

Diametro esterno tubi in mm Pipe outside diameter in mm	A mm	D mm	L mm
12	18	20	56
15	20	20	60
18	20	20	60
22	21	20	62
28	23	20	66
35	26	20	72
42	30	40	100
54	35	40	110
76,1	55	60	170
88,9	60	60	180
108	75	60	210
139,7	95	100	290
168,3	113	100	326

VIDEO TUTORIAL

Scopri sul nostro canale YouTube, come installare il sistema Pressfitting !

Find out more on our YouTube channel, how to install Pressfitting system !

FOCUS ON

LA GIUNZIONE OVERSIZE DIAMETRO 139-168 mm

THE OVERSIZE RANGE DIAMETER 139-168 mm

OVERSIZE è una nuova gamma a pressare in acciaio inossidabile AISI 316L disponibile nei diametri 139.7 e 168.3 mm.
Diversamente dai diametri fino al 108 mm, le fasi di pressatura delle dimensioni Oversize 139,7 e 168,3 mm devono essere realizzate attraverso due fasi di pressatura distinte.
Con la catena dedicata si procede secondo le sottostanti fasi di lavoro.

The Oversize is a new pressfitting range, made of AISI 316L stainless steel available in 139 and 168mm diameters.
Unlike diameters up to 108 mm, the pressing phases of the Oversize 139.7 and 168.3 mm dimensions must be carried out in two distinct pressing phases.
Using the dedicated chain, follow the instructions listed below.

1º FASE di PRESSATURA

a) Aprire la catena e posizionarla sul raccordo: la scanalatura della catena deve essere posizionata esattamente sopra la camera toroidale del raccordo.
b) Chiudere la catena e premere il pulsante di blocco.
c) Ruotare il fermo verso l'interno ed innestare il blocco.
d) Effettuare l'operazione di pressatura nº 1.
e) Sganciare e ruotare il fermo, aprire la catena e rimuoverla dal raccordo.

1st PRESSING PHASE

a) Open the chain and place it around the fitting: the groove of the chain must be positioned exactly above the toroidal chamber of the fitting.
b) Close the chain and press the lock button.
c) Rotate the latch inwards and engage the lock.
d) Carry out pressing operation nº 1.
e) Unhook and rotate the latch, open the chain and remove it from the fitting.

Assemblaggio pressatura nº1 / *Press assembly phase 1*

Scanalatura della catena sopra la sede di contenimento dell'o-ring
Chain groove above the o-ring groove

VIDEO TUTORIAL

Scopri sul nostro canale YouTube come installare la nuova gamma Oversize!

Find out more on our YouTube channel, how to install the new Oversize range!

2º FASE di PRESSATURA

a) Posizionare la catena nella zona del "bicchiere", allineandola con le apposite guide sopra la sede di contenimento dell'o-ring.
b) Chiudere la catena e premere il pulsante di blocco.
c) Ruotare il fermo verso l'interno ed innestare il blocco.
d) Effettuare l'operazione di pressatura nº 2.
e) Sganciare e ruotare il fermo, aprire la catena e rimuoverla dal raccordo.

2nd *PRESSING PHASE*

a) Position the chain around the pipe socket, aligning it with the appropriate guides above the containment groove of the o-ring.
b) Close the chain and press the lock button.
c) Rotate the latch inwards and engage the lock.
d) Carry out pressing operation nº 2.
e) Unhook and rotate the latch, open the chain and remove it from the fitting.

Assemblaggio pressatura nº2 / *Press assembly phase 2*

Guide sopra la sede di contenimento dell'o-ring
Guides over the o-ring groove

Controllo visivo pressatura Oversize /
Visual inspection of oversize pressing

Dopo la pressatura occorre verificare che la giunzione sia stata realizzata correttamente e che la profondità d'innesto sia stata rispettata.

After pressing, the connection must be checked to ensure that the work has been carried out correctly and that the insertion depth is correct.

L'installatore deve inoltre assicurarsi che tutte le giunzioni siano effettivamente state pressate.
A pressatura avvenuta, le giunzioni non devono più essere sollecitate meccanicamente.
L'allineamento della tubazione e il fissaggio dei collegamenti filettati devono quindi essere effettuati prima della pressatura.
È comunque consentito muovere e sollevare leggermente la tubazione, ad es. per lavori di verniciatura.

The fitter must also ensure that all connections have been adequately pressed.
Once pressing has been complete, the connections must not be subjected to further mechanical loads.
The alignment of the pipeline and the fixing of the threaded connections must therefore be carried out before pressing.
Slight movement and lifting of pipes, e.g. for painting work, is permitted.

Certificazioni / Certifications

SETTORE CIVILE / CIVIL SECTOR

DVGW	PRODUKTE DER WASSERVERSORGUNG	DW-8511AU2084 (W 534)	Ø 15 – 168 mm
DVGW	EDELSTAHLROHR "INOXPRES" - 1.4404	DV-7301 BM3426 (GW 541)	Ø 15 – 108 mm
DVGW	EDELSTAHLROHR "INOXPRES" - 1.4521	DW-7301 BT0667 (GW 541)	Ø 15 – 54 mm
VdS	ROHRSYSTEM EDELSTAHL "INOXPRES" PRESSFITTINGSYSTEM AUS EDELSTAHL DN 20 BIS DN 80 VERWENDUNG: IN ORTSFESTEN WASSERLÖSCHANLAGEN	G 4060006 (VdS 2344 - VdS 2100)	Ø 22 – 88,9 mm
ÖVGW	TRINKWASSERHAUSINSTALLATIONSSYSTEM = INOXPRES®=	W 1.402 (W 402)	Ø 15 – 108 mm
SVGW	TRINKWASSERVERTEILSYSTEME	0007-4278 (ZW 132-GW514-W534)	Ø 15 – 108 mm
WRAS	INOXPRES RANGE OF STAINLESS STEEL FITTINGS	240404019	Ø 15 – 108 mm
CSTBat QB	SYSTÈMES DE CANALISATIONS DE DISTRIBUTION D'EAU - SYSTÈME INOXPRES	79-2217_V1	Ø 15 – 108 mm
ACS	ATTESTATION DE CONFORMITE SANITAIRE - SYSTÈME INOXPRES	23 ACC LY 357	Ø 15 – 108 mm
ETA DANMARK	PRESFITTINGS TIL RUSTFRI STÅLRØR INOXPRES RUSTFRI STÅLRØR TIL BRUGSVANDSINSTALLATIONER I BYGNING OG JORD INOXPRES	VA 1.22/19224 VA 1.12/18410	Ø 15 – 108 mm
GODKENDT TIL DRIKKEVAND	INOXPRES PIPES INOXPRES FITTINGS	02/00016 03/00224	Ø 15 – 108 mm
	PRESSKOPPLINGAR FÖR ROSTFRIA STÅLRÖR	1174/99	Ø 15 – 108 mm
kiwa	STAINLESS STEEL PRESS FITTING - INOXPRES® - (WATER SUPPLY) STAINLESS STEEL TUBE - INOXPRES® - (WATER SUPPLY)	K40834 K40835	Ø 15 – 108 mm
SINTEF	INOXPRES PRESSFITTINGSSYSTEM I RUSTFRITT STÅL	Nr. 1623	Ø 15 – 108 mm
FM APPROVED	PRESS-FIT PIPE FITTINGS FOR USE IN ABOVEGROUND FIRE PROTECTION SYSTEMS	PR465065	Ø 15 – 108 mm
SABS	STAINLESS STEEL INOXPRES CRIMP FITTINGS (WATER SUPPLY)	TEST REPORT ZH 173	Ø 15 – 108 mm
ÉMI	ROZSDAMENTES ACÉL CSÖVEK ÉS PRÉSIDOMOK INOXPRES	A-42/2017	Ø 15 – 108 mm
ÉMI	INOXPRES ROZSDAMENTES ACÉL PRÉSKÖTÉSŰ CSŐRENDSZER	20-CPR-282-(C-22/2017)	Ø 15 – 108 mm
ÉMI	TUZVEDELMI MEGFELELŐSÉGÉRŐL	TMI - 3/2025	Ø 15 – 168 mm
ITB®	LACZNIKI ZAPRASOWYWANE ZE STALI SYSTEMU INOXPRES I STEELPRES DO LACZENIA RUR ZE STALI	ITB-KOT-2019/1222	Ø 15 – 108 mm
ITB®	RURY I ŁĄCZNIKI ZAPRASOWYWANE INOXPRES DN20 ÷ DN100 DO STAŁYCH URZĄDZEŃ GAŚNICZYCH WODNYCH	ITB-KOT-2020/1502	Ø 22 – 108 mm
PB	SYSTEM ZACISKOWY INOXPRES: RURY I ZŁĄCZKI ZACISKOWE	B.BK.60110.1527.2022	Ø 15 – 108 mm
	SYSTÉM TRUBEK A LISOVACÍCH TVAROVEK Z NEREZOVÉ OCELI	202/C5/2022/B-00659-22	Ø 15 – 108 mm
ICIM	RACCORDI A PRESSARE IN ACCIAIO INOSSIDABILE / STAINLESS STEEL PRESSFITTINGS PRODOTTI E COMPONENTI UTILIZZATI A CONTATTO CON ACQUA POTABILE PRODUCT AND ELEMENTS IN CONTACT WITH DRINKING WATER	ICIM-CAP-009671-03	Ø 15 – 168,3 mm
	WATER SUPPLY - METALLIC FITTINGS AND END CONNECTORS; STAINLESS STEEL PIPES AND TUBE FOR PRESSURE APLLICATIONS	WMK25928 WMK25929	Ø 15 – 108 mm

Certificazioni / Certifications

SETTORE CIVILE / CIVIL SECTOR

Land Wien	FORMSTÜCKE AUS METALLISCHEN WERKSTOFFEN	R-15.2.3-21-17203	Ø 15 – 168 mm
Land Wien	ROHRE AUS METALLISCHEN WERKSTOFFEN	R-15.2.3-21-17202	Ø 15 – 168 mm
atg	SYSTÈME DE RACCORDS ET CONDUITES EN ACIER INOXYDABLE POUR LA DISTRIBUTION D'EAU SANITAIRE, DE CHAUFFAGE ET DE REFROIDISSEMENT	ATG 3346	Ø 15 – 108 mm

Certificazioni / Certifications

SETTORE NAVALE / SHIPYARD SECTOR

	MECHANICAL JOINTS COMPRESSION COUPLINGS PRESSTYPE	38058/C1 BV	Ø 15 – 108 mm
DNV	TUBE FITTINGS - INOXPRES	TAP000017J	Ø 15 – 108 mm
DNV	PIPE, DUCT, TRUNK - INOXPRES	MEDB00007F0	Ø 15 – 108 mm
LR	PRESS FIT SYSTEM OF COMPRESSION TYPE FOR PIPING SYSTEMS	LR 231904 01 TA	Ø 15 – 108 mm
KR	INOXPRES, PIPING SYSTEM AND FITTING	MIL46378-PE002	Ø 15 – 108 mm
RINA	GIUNTI MECCANICI PER TUBOLATURE - INOXPRES MECHANICAL JOINTS FOR PIPES - INOXPRES	MAC 398323CS/002	Ø 15 – 108 mm
ABS	INOXPRES, PIPING SYSTEM AND FITTING	24-0113277-PDA	Ø 15 – 108 mm
	INOXPRES, MECHANICAL JOINTS	ML 24PTB00011	Ø 15 – 108 mm

Campi di applicazione / Fields of application

inoxPRES®

- Acqua potabile / Potable water
- Riscaldamento / Heating
- Raffrescamento / Cooling
- Olio / gasolio / Oil / diesel fuel / FKM O-Ring
- Acque di processo / Process water
- Aria compressa / Compressed air
- Antincendio / Fire protection systems

inoxPRES® O-ring EPDM

Nero | Black | Schwarz | Noir | Negro



SCOPRI LA GAMMA inoxPRES®
DISCOVER THE RANGE

Un marchio di qualità per i materiali a contatto con l'acqua potabile

A QUALITY BRAND FOR MATERIALS COMING IN CONTACT WITH DRINKING WATER

ICIM attesta che gli oggetti prodotti e/o commercializzati dall'Organizzazione **Raccorderie Metalliche S.p.A.**:

- **Tubi e raccordi a pressare in acciaio inox (inoxPRES - inoxPRES UNIKO);**
- **Tubi e raccordi a pressare in rame e bronzo (aesPRES - aesPRES UNIKO);**
- **Tubi e raccordi a pressare in cupronickel (marinePRES);**
- **Raccordi a pressare in acciaio inox;**

sono idonei al contatto con acqua potabile destinata al consumo umano.
(riferimento D.M. n.174 del 6 aprile 2004)

ICIM certifies that the products manufactured and/or marked by **Raccorderie Metalliche S.p.A.**:

- **Stainless steel pipes and pressfittings (inoxPRES - inoxPRES UNIKO);**
- **Copper and bronze pipes and pressfittings (aesPRES - aesPRES UNIKO);**
- **Copper/nickel pipes and pressfittings (marinePRES);**
- **Welding fittings in stainless steel;**

are suitable for contact with drinking water intended for human consumption.
(Re: Ministerial Decree n.174 dated 6 April 2004)



I prezzi dei tubi sono validi fino a nuova comunicazione.
Pipe prices are valid until new update.
Die Rohrpreise gelten bis auf weiteres .
Les prix des tubes sont valables jusqu'à nouvelle communication.
Los precios de las tuberías son válidos hasta nueva comunicación.

116/200 6 m

≤54 B 30 31
76÷108 B 30 32

TUBO IN ACCIAIO INOSSIDABILE

- STAINLESS STEEL PIPE
- EDELSTAHL ROHR
- TUBE EN ACIER INOXYDABLE
- TUBO DE ACERO INOXIDABLE

NORM: EN 10217-7 (DIN 17455) - EN 10312

Mat. Nr.: 1.4404 (AISI 316L) L=6 m
Crudo - Not annealed - Ungeglüht - Non-hypertrempé - Crudo

CODE	Dimensions mm x mm	Ø int mm	L m	kg/m	Volume l/m	Minimum package m	Bundle m	€/m
116015200	15 x 1,0	13	6	0,351	0,133	60	1014	20,01
116018200	18 x 1,0	16	6	0,426	0,201	60	1014	22,75
116022200	22 x 1,2	19,6	6	0,625	0,302	60	762	31,71
116028200	28 x 1,2	25,6	6	0,805	0,514	30	546	40,02
116035200	35 x 1,5	32	6	1,258	0,804	30	546	60,46
116042200	42 x 1,5	39	6	1,521	1,194	30	366	72,23
116054200	54 x 1,5	51	6	1,972	2,042	30	366	92,78
116076200	76,1 x 2,0	72,1	6	3,711	4,080	6	114	166,62
116088200	88,9 x 2,0	84,9	6	4,352	5,660	6	114	192,88
116108200	108 x 2,0	104	6	5,308	8,490	6	114	237,25

I prezzi dei tubi sono validi fino a nuova comunicazione.
Pipe prices are valid until new update.
Die Rohrpreise gelten bis auf weiteres .
Les prix des tubes sont valables jusqu'à nouvelle communication.
Los precios de las tuberías son válidos hasta nueva comunicación.

116/Oversize 6 m

B 30 36

TUBO IN ACCIAIO INOSSIDABILE

- STAINLESS STEEL PIPE
- EDELSTAHL ROHR
- TUBE EN ACIER INOXYDABLE
- TUBO DE ACERO INOXIDABLE

NORM: EN 10217-7 (DIN 17455) - EN 10312

Mat. Nr.: 1.4404 (AISI 316L) L=6 m
Crudo - Not annealed - Ungeglüht - Non-hypertrempé - Crudo

CODE	Dimensions mm x mm	Ø int mm	L m	kg/m	Volume l/m	Minimum package m	Bundle m	€/m
116139200*	139,7 x 2,0	135,7	6	6,896	14,460	6	60	377,66
116168200*	168,3 x 2,0	164,3	6	8,328	21,200	6	54	414,39
116139260	139,7 x 2,6	134,5	6	8,926	14,208	6	60	670,92
116168260	168,3 x 2,6	163,1	6	10,788	20,893	6	54	782,70

(*): non certificato DVGW – not certified DVGW – keine Zertifizierung DVGW – pas certifié DVGW – DVGW no certificado

I prezzi dei tubi sono validi fino a nuova comunicazione.
Pipe prices are valid until new update.
Die Rohrpreise gelten bis auf weiteres .
Les prix des tubes sont valables jusqu'à nouvelle communication.
Los precios de las tuberías son válidos hasta nueva comunicación.

116/203 3 m

≤54 B 30 31
76÷108 B 30 32

TUBO IN ACCIAIO INOSSIDABILE

- STAINLESS STEEL PIPE
- EDELSTAHL ROHR
- TUBE EN ACIER INOXYDABLE
- TUBO DE ACERO INOXIDABLE

NORM: EN 10217-7 (DIN 17455) - EN 10312

Mat. Nr.: 1.4404 (AISI 316L) L=3 m
Crudo - Not annealed - Ungeglüht - Non-hypertrempé - Crudo

CODE	Dimensions mm x mm	Ø int mm	L m	kg/m	Volume l/m	Minimum package m	€/m
116015203	15 x 1,0	13	3	0,351	0,133	60	21,02
116018203	18 x 1,0	16	3	0,426	0,201	60	23,92
116022203	22 x 1,2	19,6	3	0,625	0,302	36	33,30
116028203	28 x 1,2	25,6	3	0,805	0,514	30	42,01
116035203	35 x 1,5	32	3	1,258	0,804	18	63,46
116042203	42 x 1,5	39	3	1,521	1,194	12	75,89
116054203	54 x 1,5	51	3	1,972	2,042	12	97,45
116076203	76,1 x 2,0	72,1	3	3,711	4,080	6	174,88
116088203	88,9 x 2,0	84,9	3	4,352	5,660	6	202,52
116108203	108 x 2,0	104	3	5,308	8,490	6	249,14

I prezzi dei tubi sono validi fino a nuova comunicazione.
Pipe prices are valid until new update.
Die Rohrpreise gelten bis auf weiteres .
Les prix des tubes sont valables jusqu'à nouvelle communication.
Los precios de las tuberías son válidos hasta nueva comunicación.

116/300 6 m

≤54 B 30 31
76÷108 B 30 32

TUBO IN ACCIAIO INOSSIDABILE

- STAINLESS STEEL PIPE
- EDELSTAHL ROHR
- TUBE EN ACIER INOXYDABLE
- TUBO DE ACERO INOXIDABLE

NORM: EN 10217-7 (DIN 17455) - EN 10312

Mat. Nr.: 1.4404 (AISI 316L) L=6 m
Ricotto - Annealed - Geglüht - Hypertrempé - Recocido

CODE	Dimensions mm x mm	Ø int mm	L m	kg/m	Volume l/m	Minimum package m	Bundle m	€/m
116015300	15 x 1,0	13	6	0,351	0,133	60	1014	30,53
116018300	18 x 1,0	16	6	0,426	0,201	60	1014	32,80
116022300	22 x 1,2	19,6	6	0,625	0,302	60	762	44,01
116028300	28 x 1,2	25,6	6	0,805	0,514	30	546	53,99
116035300	35 x 1,5	32	6	1,258	0,804	30	546	79,56
116042300	42 x 1,5	39	6	1,521	1,194	30	366	95,40
116054300	54 x 1,5	51	6	1,972	2,042	30	366	120,97
116076300	76,1 x 2,0	72,1	6	3,711	4,080	6	114	201,78
116088300	88,9 x 2,0	84,9	6	4,352	5,660	6	114	236,78
116108300	108 x 2,0	104	6	5,308	8,490	6	114	290,59

B 30 33

I prezzi dei tubi sono validi fino a nuova comunicazione.
Pipe prices are valid until new update.
Die Rohrpreise gelten bis auf weiteres .
Les prix des tubes sont valables jusqu'à nouvelle communication.
Los precios de las tuberías son válidos hasta nueva comunicación.

116/030 6 m

TUBO IN ACCIAIO INOSSIDABILE

- STAINLESS STEEL PIPE
- EDELSTAHL ROHR
- TUBE EN ACIER INOXYDABLE
- TUBO DE ACERO INOXIDABLE

NORM: EN 10217-7 (DIN 17455) - EN 10312

Mat. Nr.: 1.4521 (AISI 444) L=6 m
Ricotto - Annealed - Geglüht - Hypertrempé - Recocido

CODE	Dimensions mm x mm	Ø int mm	L m	kg/m	Volume l/m	Minimum package m	Bundle m	€/m
116015030	15 x 1,0	13	6	0,351	0,133	60	1014	**12,94**
116018030	18 x 1,0	16	6	0,426	0,201	60	1014	**14,88**
116022030	22 x 1,2	19,6	6	0,625	0,302	60	762	**21,45**
116028030	28 x 1,2	25,6	6	0,805	0,514	30	546	**27,59**
116035030	35 x 1,5	32	6	1,258	0,804	30	546	**41,64**
116042030	42 x 1,5	39	6	1,521	1,194	30	366	**50,58**
116054030	54 x 1,5	51	6	1,972	2,042	30	366	**64,88**

NOTA / NOTE

Per le specifiche certificazioni delle tubazioni in ogni singolo paese, vedere sito web raccorderiemetalliche.com

For pipes certification's details of each country, please check our website raccorderiemetalliche.com

Die für jedes einzelne Land spezifischen Zertifizierungen der Rohre finden Sie auf die Website raccorderiemetalliche.com

Pour toute certification de tubes dans chaque pays, voir le site internet raccorderiermetalliche.com

Para conocer las certificaciones específicas de las tuberías en cada país, consulte el sitio web raccorderiemetalliche.com

I prezzi dei tubi sono validi fino a nuova comunicazione.
Pipe prices are valid until new update.
Die Rohrpreise gelten bis auf weiteres .
Les prix des tubes sont valables jusqu'à nouvelle communication.
Los precios de las tuberías son válidos hasta nueva comunicación.

114/200 6 m

≤54 B 30 34
76÷108 B 30 35

TUBO IN ACCIAIO INOSSIDABILE

- STAINLESS STEEL PIPE
- EDELSTAHL ROHR
- TUBE EN ACIER INOXYDABLE
- TUBO DE ACERO INOXIDABLE

NORM: EN 10217-7 (DIN 17455) - EN 10312
NOTE: Paese Italia - conforme al DM 174 per veicolazione acqua potabile;
Italy country - according to DM 174 for drinking water transport;

Mat. Nr.: 1.4307 (AISI 304L) L=6 m
Crudo - Not annealed - Ungeglüht - Non-hypertrempé - Crudo

CODE	Dimensions mm x mm	Ø int mm	L m	kg/m	Volume l/m	Minimum package m	Bundle m	€/m
114015200	15 x 1,0	13	6	0,351	0,133	60	1014	**12,95**
114018200	18 x 1,0	16	6	0,426	0,201	60	1014	**15,26**
114022200	22 x 1,2	19,6	6	0,625	0,302	60	762	**21,53**
114028200	28 x 1,2	25,6	6	0,805	0,514	30	546	**27,71**
114035200	35 x 1,5	32	6	1,258	0,804	30	546	**41,83**
114042200	42 x 1,5	39	6	1,521	1,194	30	366	**51,47**
114054200	54 x 1,5	51	6	1,972	2,042	30	366	**68,16**
114076200	76,1 x 2,0	72,1	6	3,711	4,080	6	114	**128,77**
114088200	88,9 x 2,0	84,9	6	4,352	5,660	6	114	**135,72**
114108200	108 x 2,0	104	6	5,308	8,490	6	114	**146,59**

A 50 50

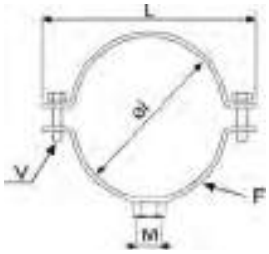

156

COLLARE PER TUBO INOXPRES

- CLAMP FOR INOXPRES PIPE
- ROHRSCHELLE FÜR INOXPRES ROHR
- COLLIER POUR TUBE INOXPRES
- ABRAZADERA PARA TUBO INOXPRES

MATERIAL: AISI 304 - 1.4301
NOTE: dado saldato con puntatura elettrica
spot welded nut

CODE	DN mm	M	F Lg x Sp mm	V mm	L mm	g			€
156015304	15	M 8	20 x 2,5	M 6 x 20	48	52	1	50*	6,29
156308304	18	M 8	20 x 2,5	M 6 x 20	53,5	58	1	50*	6,29
156102304	22	M 8	20 x 2,5	M 6 x 20	58	62	1	50*	6,06
156304304	28	M 8	20 x 2,5	M 6 x 20	63,5	68	1	50*	6,27
156100304	35	M 8	20 x 2,5	M 6 x 20	70	76	1	50*	7,01
156114304	42	M 8	20 x 2,5	M 6 x 20	79	88	1	50*	7,77
156054304	54	M 8	20 x 2,5	M 6 x 25	94	102	1	50*	9,14
156212304	76,1	M 10	30 x 2,5	M 6 x 25	115	200	1	20*	15,99
156300304	88,9	M 10	30 x 2,5	M 6 x 25	128	221	1	20*	17,44
156108304	108	M 10	30 x 2,5	M 6 x 25	149	252	1	20*	20,21

(*) unità minima di vendita / minimum selling quantity

A 50 50

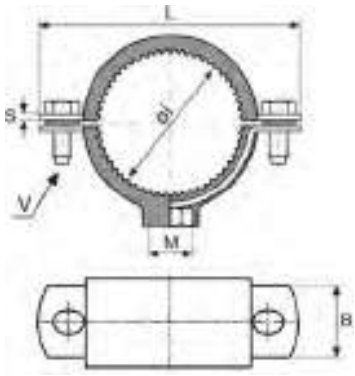

Conforme a
Conform to
Entsprechend
Correspondant
Conforme a la
DIN 4109

156/G

COLLARE GOMMA PER TUBO INOXPRES

- CLAMP WITH RUBBER FOR INOXPRES PIPE
- ROHRSCHELLE MIT GUMMIEINLAGE FÜR INOXPRES ROHR
- COLLIER DE FIXATION GARNITURE ISOPHONIQUE POUR TUBE INOXPRES
- ABRAZADERA ISOFÓNICA PARA TUBO INOXPRES

MATERIAL: AISI 304 - 1.4301
VULCANIZED RUBBER: EPDM (-20° C/+120° C) durezza/hardness 55 Shore
NOTE: dado saldato con puntatura elettrica
spot welded nut

CODE	DN mm	M	V mm	B mm	S mm	L mm	g			€
156150304G	15	M 8	M 6 x 20	20	2,5	58	72	1	50*	12,79
156308304G	18	M 8	M 6 x 20	20	2,5	58	76	1	50*	12,79
156102304G	22	M 8	M 6 x 20	20	2,5	63,5	86	1	50*	13,04
156304304G	28	M 8	M 6 x 20	20	2,5	70	94	1	50*	13,56
156100304G	35	M 8	M 6 x 20	20	2,5	79	112	1	50*	14,36
156114304G	42	M 8	M 6 x 20	20	2,5	85	120	1	50*	16,74
156112304G	54	M 8	M 6 x 25	20	2,5	97	142	1	50*	18,25
156212304G	76,1	M 10	M 6 x 25	30	2,5	128	308	1	10*	27,72
156300304G	88,9	M 10	M 6 x 25	30	2,5	148	346	1	10*	30,04
156108316G **	108	M 8 / 10	M 6 x 25	20	2	168	200	1	10*	25,15

(*) unità minima di vendita / minimum selling quantity
(**) Gomma staccabile - Detachable rubber - Abnehmbare Gummi - Caoutchouc amovible - Goma desmontable AISI 316 / 1.4401 (famiglia / family A 50 51)

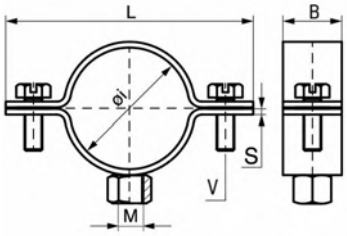

A 50 51

156/316L

COLLARE FISSAGGIO TUBO - SERIE PESANTE

- CLAMP - HEAVY SERIES
- ROHRSCHELLE - SCHWERE SERIE
- COLLIER DE FIXATION - SÉRIE LOURDE
- ABRAZADERA - SERIE PESADA

MATERIAL: AISI 316L - 1.4404
NOTE: dado saldato con puntatura elettrica
spot welded nut

CODE	DN mm	M	V mm	B mm	S mm	L mm	g		€
156500316	139,7	M 10	M 6 x 25	20	2,5	179	210	10*	**27,73**
156600316	168,3	M 10	M 6 x 25	20	2,5	203	240	10*	**29,33**

(*) unità minima di vendita / minimum selling quantity

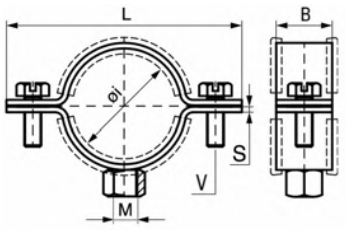

A 50 51

156/316L G

COLLARE CON GOMMA - SERIE PESANTE

- CLAMP WITH RUBBER - HEAVY SERIES
- ROHRSCHELLE MIT GUMMIEINLAGE - SCHWERE SERIE
- COLLIER DE FIXATION GARNITURE ISOPHONIQUE - SÉRIE LOURDE
- ABRAZADERA ISOFÓNICA - SERIE PESADA

MATERIAL: AISI 316L - 1.4404
VULCANIZED RUBBER: EPDM (-20° C/+120° C) durezza/hardness 55 Shore
NOTE: dado saldato con puntatura elettrica
spot welded nut

CODE	DN mm	M	V mm	B mm	S mm	L mm	g		€
156500316G	139,7	M 10	M 6 x 25	20	2,5	179	250	10*	**31,13**
156600316G	168,3	M 10	M 8 x 35	25	2,5	233	470	10*	**34,13**

(*) unità minima di vendita / minimum selling quantity

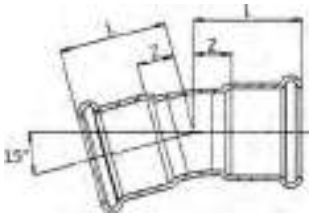

181/150

≤54 B 10 11
76÷108 B 10 12

CURVA 15° FF

- 15° ELBOW FF
- BOGEN 15° II
- COUDE FF 15°
- CURVA 15° HH

MATERIAL: AISI 316L – 1.4404
O-RING: EPDM nero - black - Schwarz - noir - negro

CODE	De mm	L mm	Z mm	g			€
181015150	15	30	10	50	20	300	18,66
181018150	18	32	12	52	20	300	20,64
181022150	22	33	12	82	20	100	23,96
181028150	28	36	13	112	10	100	28,85
181035150	35	37	11	123	10	60	34,53
181042150	42	42	12	175	4	40	49,84
181054150	54	49	12	268	2	20	64,01
181076150C	76,1	87,5	32,5	777	2	2	238,74
181088150C	88,9	100,5	40,5	1032	2	2	284,47
181108150C	108	109,5	34,5	1412	2	2	387,86

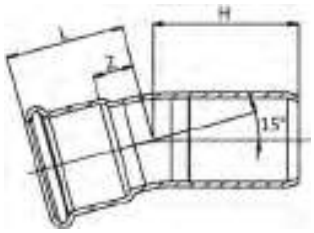

181/151

≤54 B 10 11
76÷108 B 10 12

CURVA 15° MF

- 15° ELBOW MF
- BOGEN 15° IA
- COUDE MF 15°
- CURVA 15° HM

MATERIAL: AISI 316L – 1.4404
O-RING: EPDM nero - black - Schwarz - noir - negro

CODE	De mm	L mm	H mm	Z mm	g			€
181015151	15	30	40	10	50	20	300	18,66
181022151	22	33	41	12	82	20	100	22,61
181028151	28	36	43	13	112	10	100	26,90
181035151	35	37	41	11	133	10	60	34,42
181042151	42	42	55,5	12	165	4	40	48,00
181054151	54	49	55	13	293	2	20	61,55
181076151C	76,1	87,5	95,5	32,5	743	2	2	219,05
181088151C	88,9	100,5	108,5	40,5	988	2	2	261,49
181108151C	108	109,5	118	34,5	1332	2	2	357,10

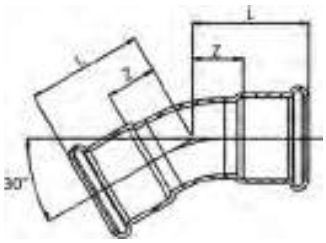

181/300

≤54 B 10 11
76÷108 B 10 12

CURVA 30° FF

- 30° ELBOW FF
- BOGEN 30° II
- COUDE FF 30°
- CURVA 30° HH

MATERIAL: AISI 316L – 1.4404
O-RING: EPDM nero - black - Schwarz - noir - negro

CODE	De mm	L mm	Z mm	g			€
181015300	15	33	13	50	20	300	**18,66**
181018300	18	32	12	52	20	300	**20,64**
181022300	22	37	16	82	20	100	**23,96**
181028300	28	41	18	112	10	100	**28,85**
181035300	35	37	11	123	10	60	**34,53**
181042300	42	44	14	175	4	40	**49,84**
181054300	54	52	17	268	2	20	**64,01**
181076300	76,1	100	45	900	2	2	**238,74**
181088300	88,9	115	64	1250	2	2	**284,47**
181108300	108	127	68	1700	2	2	**387,86**

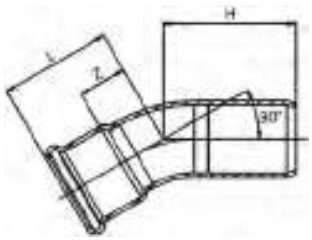

181/301

≤54 B 10 11
76÷108 B 10 12

CURVA 30° MF

- 30° ELBOW MF
- BOGEN 30° IA
- COUDE MF 30°
- CURVA 30° HM

MATERIAL: AISI 316L – 1.4404
O-RING: EPDM nero - black - Schwarz - noir - negro

CODE	De mm	L mm	H mm	Z mm	g			€
181015301	15	33	43	13	50	20	300	**18,66**
181022301	22	37	46	16	82	20	100	**22,61**
181028301	28	41	48	18	112	10	100	**26,90**
181035301	35	37	46	11	133	10	60	**32,17**
181042301	42	44	54	14	195	4	40	**48,00**
181054301	54	52	63	17	293	2	20	**61,55**
181076301	76,1	100	108	45	900	2	2	**219,05**
181088301	88,9	115	123	64	1250	2	2	**261,49**
181108301	108	127	136	68	1700	2	2	**357,10**

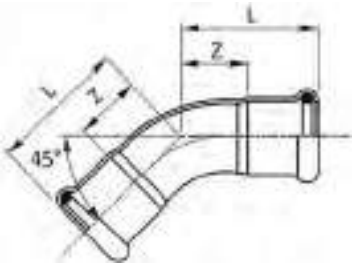

181/450

≤54 B 10 11
76÷108 B 10 12
≥139 B 10 17

CURVA 45° FF

- 45° ELBOW FF
- BOGEN 45° II
- COUDE FF 45°
- CURVA 45° HH

MATERIAL: AISI 316L – 1.4404
O-RING: EPDM nero - black - Schwarz - noir - negro

CODE	De mm	Radius	L mm	Z mm	g			€
181015450C	15	1,2 De	27,5	7,5	39	20	400	15,35
181018450C	18	1,2 De	29,5	9,5	48	20	300	16,99
181022450C	22	1,2 De	32	11	63	20	200	19,73
181028450C	28	1,2 De	37	14	90	10	100	23,74
181035450	35	1,2 De	43	17	127	10	60	28,09
181042450	42	1,2 De	51	21	177	4	40	45,44
181054450	54	1,2 De	62	30	273	2	20	58,34
181076450	76,1	1,2 De	131,5	76,5	900	2	2	195,48
181088450	88,9	1,2 De	144	84	1250	2	2	232,92
181108450	108	1,2 De	169	94	1700	2	2	317,61
181139450	139,7	-	203	108	3052	1	1	693,23
181168450	168,3	-	252	139	4556	1	1	898,85

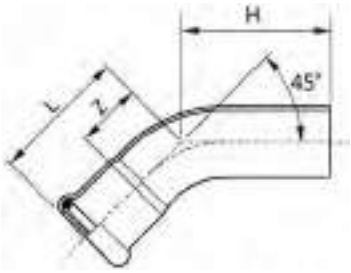

181/451

≤54 B 10 11
76÷108 B 10 12
≥139 B 10 17

CURVA 45° MF

- 45° ELBOW MF
- BOGEN 45° IA
- COUDE MF 45°
- CURVA 45° HM

MATERIAL: AISI 316L – 1.4404
O-RING: EPDM nero - black - Schwarz - noir - negro

CODE	De mm	Radius	L mm	H mm	Z mm	g			€
181015451C	15	1,2 De	27,5	36	7,5	38	20	400	15,35
181018451C	18	1,2 De	29,5	38	9,5	47	20	300	16,45
181022451C	22	1,2 De	32	42	11	63	20	200	18,61
181028451C	28	1,2 De	37	46	14	90	10	100	22,16
181035451	35	1,2 De	43	57,5	17	132	10	60	26,14
181042451	42	1,2 De	51	72	21	196	4	40	43,75
181054451	54	1,2 De	62	82	26	296	2	20	56,09
181076451	76,1	1,2 De	131,5	149	76,5	900	2	2	179,36
181088451	88,9	1,2 De	144	159	84	1250	2	2	214,11
181108451	108	1,2 De	169	199	94	1700	2	2	292,44
181139451	139,7	-	203	210	108	2947	1	1	693,23
181168451	168,3	-	252	261	139	4346	1	1	898,85

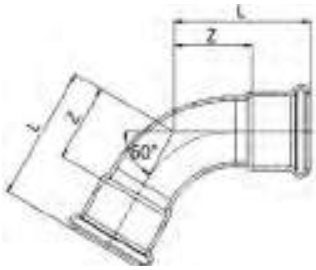

181/600

≤54 B 10 11
76÷108 B 10 12

CURVA 60° FF

- 60° ELBOW FF
- BOGEN 60° II
- COUDE FF 60°
- CURVA 60° HH

MATERIAL: AISI 316L – 1.4404
O-RING: EPDM nero - black - Schwarz - noir - negro

CODE	De mm	L mm	Z mm	g			€
181015600	15	30,5	10,5	41	20	300	18,66
181018600	18	32	12	50	20	300	20,64
181022600	22	36	15	68	20	100	23,96
181028600	28	42	19	98	10	100	28,85
181035600	35	50	24	141	10	60	34,53
181042600	42	59	29	204	4	40	49,84
181054600	54	72,5	37	313	2	20	64,01
181076600	76,1	146,5	91,5	1178	2	2	238,74
181088600	88,9	162	102	1517	2	2	284,47
181108600	108	190	115	2194	2	2	387,86

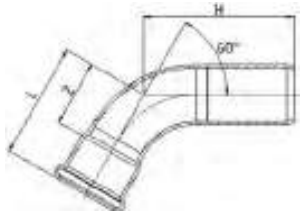

181/601

≤54 B 10 11
76÷108 B 10 12

CURVA 60° MF

- 60° ELBOW MF
- BOGEN 60° IA
- COUDE MF 60°
- CURVA 60° HM

MATERIAL: AISI 316L – 1.4404
O-RING: EPDM nero - black - Schwarz - noir - negro

CODE	De mm	L mm	H mm	Z mm	g			€
181015601	15	30,5	39	10,5	40	20	300	18,66
181018601	18	32	41	12	50	20	300	19,97
181022601	22	36	46	15	68	20	100	22,61
181028601	28	42	51	19	98	10	100	26,90
181035601	35	50	64	24	149	10	60	32,17
181042601	42	59	80	29	220	4	40	48,00
181054601	54	72,5	92,5	37	332	2	20	61,55
181076601	76,1	146,5	164	91,5	1179	2	2	219,05
181088601	88,9	162	177	102	1503	2	2	261,49
181108601	108	190	205	115	2148	2	2	357,10

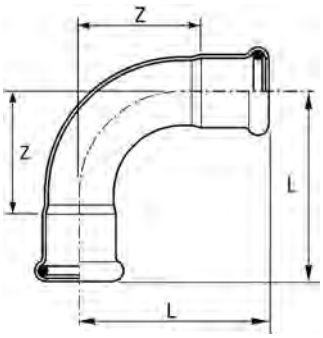

181/900

≤54 B 10 11
76÷108 B 10 12
≥139 B 10 17

CURVA 90° FF

- 90° ELBOW FF
- BOGEN 90° II
- COUDE FF 90°
- CURVA 90° HH

MATERIAL: AISI 316L – 1.4404
O-RING: EPDM nero - black - Schwarz - noir - negro

CODE	De mm	Radius	L mm	Z mm	g			€
181015900C	15	1,2 De	38	18	46	20	400	11,71
181018900C	18	1,2 De	41,5	21,5	58	20	300	13,40
181022900C	22	1,2 De	47	26	78	10	150	16,21
181028900C	28	1,2 De	56	33	116	10	100	21,52
181035900	35	1,2 De	68	42	162	5	50	34,93
181042900	42	1,2 De	80	50	231	2	30	59,91
181054900	54	1,2 De	100	64	367	2	18	83,61
181076900	76,1	1,2 De	160	105	1150	2	2	198,86
181088900	88,9	1,2 De	182	122	1580	2	2	241,93
181108900	108	1,2 De	220	145	2250	2	2	329,98
181139900	139,7	-	314	219	4082	1	1	704,97
181168900	168,3	-	386	273	6059	1	1	910,58

181/901

≤54 B 10 11
76÷108 B 10 12
≥139 B 10 17

CURVA 90° MF

- 90° ELBOW MF
- BOGEN 90° IA
- COUDE MF 90°
- CURVA 90° HM
-

MATERIAL: AISI 316L – 1.4404
O-RING: EPDM nero - black - Schwarz - noir - negro

CODE	De mm	Radius	L mm	H mm	Z mm	g			€
181015901C	15	1,2 De	38	48	18	46	20	400	12,31
181018901C	18	1,2 De	41,5	48,5	21,5	56	20	300	13,94
181022901C	22	1,2 De	47	57	26	79	10	150	16,75
181028901C	28	1,2 De	56	64	33	115	10	100	20,97
181035901	35	1,2 De	68	82	42	176	5	50	31,96
181042901	42	1,2 De	80	101	50	253	2	30	58,05
181054901	54	1,2 De	100	120	64	390	2	18	84,10
181076901	76,1	1,2 De	160	180	105	1150	2	2	204,59
181088901	88,9	1,2 De	182	197	122	1580	2	2	248,82
181108901	108	1,2 De	220	236	145	2250	2	2	339,43
181139901	139,7	-	314	322	219	3984	1	1	704,97
181168901	168,3	-	386	395	273	5991	1	1	910,58

OVERSIZE

5”- 6”

Ø139,7
Ø168,3

inoxPRES®

AISI 316L Stainless Steel

DVGW

RIMI
RACCORDERIE METALLICHE

B 10 11

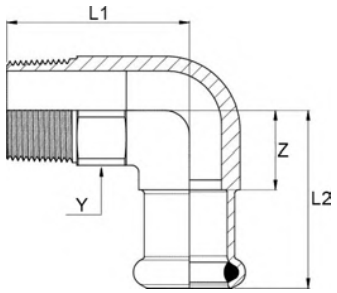

197

GOMITO MISTO 90° FILETTO M

- ELBOW ADAPTER 90° WITH MALE THREAD
- ÜBERGANGSWINKEL 90° AG
- EQUERRE 90° AVEC FILETAGE M
- CODO MACHO

MATERIAL: AISI 316L – 1.4404
O-RING: EPDM nero - black - Schwarz - noir - negro
THREAD: EN 10226-1 (ex ISO 7/1)

CODE	De x R mm x inch	L1 mm	L2 mm	Z mm	Y mm	g			€
197102015	15 x 1/2"	37	36	16	22	87	10	200	**24,81**
197102018	18 x 1/2"	37	36	16	22	93	10	200	**28,40**
197102022	22 x 1/2"	41	37	16	22	106	10	100	**32,49**
197304022	22 x 3/4"	44	43	22	28	164	10	100	**36,38**
197304028	28 x 3/4"	44	45	22	28	195	5	50	**48,54**
197100028	28 x 1"	56	50	27	36	332	5	50	**48,99**
197114035	35 x 1"1/4	63	76,5	50,5	46	476	5	40	**62,24**
197112042	42 x 1"1/2	67,5	80	50	50	533	2	30	**104,73**
197200054	54 x 2"	78,5	91,5	56	65	899	2	20	**133,05**

B 10 11

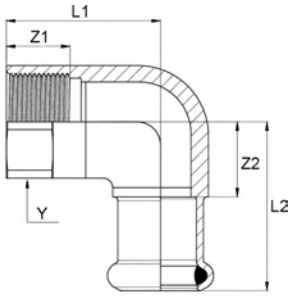

198

GOMITO MISTO 90° FILETTO F

- ELBOW ADAPTER 90° WITH FEMALE THREAD
- ÜBERGANGSWINKEL 90° IG
- EQUERRE 90° AVEC FILETAGE F
- CODO HEMBRA

MATERIAL: AISI 316L – 1.4404
O-RING: EPDM nero - black - Schwarz - noir - negro
THREAD: EN 10226-1 (ex ISO 7/1)

CODE	De x Rp mm x inch	L1 mm	L2 mm	Z1 mm	Z2 mm	Y mm	g			€
198102015	15 x 1/2"	33	36	15	16	24	92	10	100	**26,18**
198304015	15 x 3/4"	38	42	19	22	30	139	10	100	**35,11**
198102018	18 x 1/2"	33	36	15	16	24	99	10	100	**30,09**
198102022	22 x 1/2"	33	37	15	16	24	106	10	100	**33,52**
198304022	22 x 3/4"	38	43	19	22	30	154	10	100	**36,70**
198102028	28 x 1/2"	33	39	15	16	24	126	5	50	**35,76**
198100028	28 x 1"	48	50	21	27	38	309	5	50	**47,91**
198114035	35 x 1"1/4	48	76,5	21	50,5	46	379	5	40	**78,99**
198112042	42 x 1"1/2	51	80	21	50	50	390	2	20	**86,72**
198200054	54 x 2"	66	92	26	56	65	749	2	10	**101,28**

B 10 11

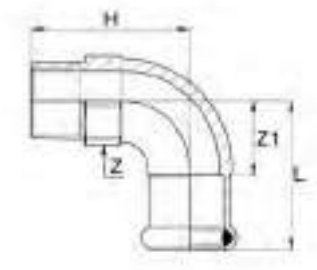

186

CURVA FILETTATA 90° FILETTO M

- 90° ELBOW MALE BSP
- BOGEN 90° MIT AG
- COUDE 90° AVEC FILETAGE M
- CODO A 90° MH

MATERIAL: AISI 316L – 1.4404
O-RING: EPDM nero - black - Schwarz - noir - negro
THREAD: EN 10226-1 (ex ISO 7/1)

CODE	De x R mm x inch	Radius	L mm	Z mm	Z1 mm	H mm	g			€
186102015C*	15 x 1/2"	1,2 D	36	22	17	39	85	20	200	**37,25**
186102018C*	18 x 1/2"	1,2 D	40	24	20	42	103	20	200	**39,03**
186304022C*	22 x 3/4"	1,2 D	45	28	24	48,5	151	10	100	**45,62**
186100028C*	28 x 1"	1,2 D	53	36	30	62,5	274	10	50	**54,08**
186100035	35 x 1"	1,2 D	68	41	42	85	277	5	50	**63,91**
186114035	35 x 1"1/4	1,2 D	68	46	42	89	324	5	40	**68,47**
186114042	42 x 1"1/4	1,2 D	80	50	50	107	438	2	20	**79,88**
186112042	42 x 1"1/2	1,2 D	80	55	50	107	340	2	20	**81,10**
186200054	54 x 2"	1,2 D	100	65	65	141,5	515	2	12	**95,87**

(*) senza saldatura - seamless - nahtlos - sans soudure - sin soldadura

B 10 11

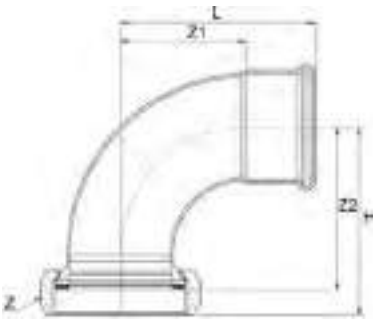

186/R

CURVA 90° CON DADO FOLLE

- 90° ELBOW WITH VALVE CONNECTOR
- BOGEN 90° MIT ANSCHLUSSVERSCHRAUBUNG
- COUDE 90° AVEC ÉCROU LIBRE
- CODO A 90° CON TUERCA LOCA

MATERIAL: AISI 316L – 1.4404
O-RING: EPDM nero - black - Schwarz - noir - negro
GASKET: (*): EPDM nero - black - Schwarz - noir - negro
THREAD: ISO 228/1 (ex DIN 259)

CODE	De x G mm x inch	L mm	H mm	Z mm	Z1 mm	Z2 mm	Gasket mm	g			€
186042134R	42 x 1"3/4	80	77,5	58	50	67,5	50,5x40 thk 2,5	345	1	16	**135,85**
186054238R	54 x 2"3/8	100	96	75	64,5	83,5	65,5x53,5 thk 3	589	1	10	**158,85**

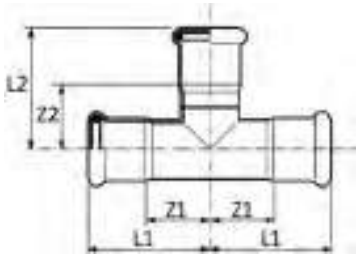

182

≤54 B 10 11
76÷108 B 10 12
≥139 B 10 17

"T"

- EQUAL TEE
- T-STÜCK
- TÉ ÉGAL
- TE IGUAL HHH

MATERIAL: AISI 316L – 1.4404
O-RING: EPDM nero - black - Schwarz - noir - negro

CODE	De mm	L1 mm	L2 mm	Z1 mm	Z2 mm	g			€
182015000	15	34	39	14	19	67	20	200	21,42
182018000	18	37	41	16	21	80	20	100	24,67
182022000	22	39	45	18	24	106	10	100	25,93
182028000	28	44	50	21	27	145	10	50	31,16
182035000	35	51	57	25	31	201	4	32	38,88
182042000	42	59	65	28	35	260	4	20	54,96
182054000	54	70	77	34	42	404	2	12	65,55
182076000	76,1	108	118	53	63	1275	2	2	373,31
182088000	88,9	132	131	72	71	1535	2	2	408,74
182108000	108	155	160	80	85	2115	2	2	503,79
182139000	139,7	197	222	102	127	4129	1	1	1039,18
182168000	168,3	257	268	144	155	6321	1	1	1306,42

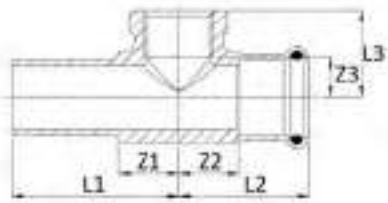

B 10 11

189/MF

"T" CON DERIVAZIONE FILETTO FEMMINA ED ESTREMITÀ MASCHIO

- BRANCH TEE FEMALE BSP OUTLET WITH PLUG-IN END
- T-STÜCK MIT ABGANG IG UND EINSTECKENDE
- TÉ MIXTE AVEC FILETAGE FEMELLE ET EMBOUT MÂLE
- TE HEMBRA ROSCADA CON EXTREMO INSERTABLE

MATERIAL: AISI 316L – 1.4404
O-RING: EPDM nero - black - Schwarz - noir - negro
THREAD: EN 10226-1 (ex ISO 7/1)

CODE	De x Rp x De mm x inch x mm	L1 mm	L2 mm	L3 mm	Z1 mm	Z2 mm	Z3 mm	g			€
189102022MF	22 x 1/2" x 22	50	39	26	18	18	12	161	5	50	20,35
189304028MF	28 x 3/4" x 28	58	44	30	21	21	14	227	5	50	25,71

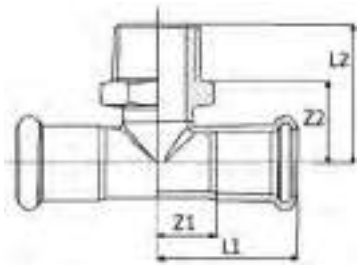

B 10 11

189/M

"T" CON DERIVAZIONE FILETTO M

- BRANCH TEE MALE BSP OUTLET
- T-STUCK MIT ABGANG AG
- TE MIXTE AVEC FILETAGE M
- TE ROSCADO MACHO

MATERIAL: AISI 316L – 1.4404
O-RING: EPDM nero - black - Schwarz - noir - negro
THREAD: EN 10226-1 (ex ISO 7/1)

CODE	De x R x De mm x inch x mm	L1 mm	L2 mm	Z1 mm	Z2 mm	g			€
189102015M	15 x 1/2" x 15	34,5	34	14,5	20	80	20	100	34,56

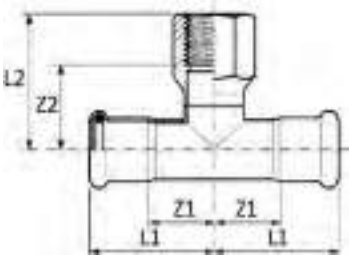

189

≤54 B 10 11
76÷108 B 10 12
≥139 B 10 17

"T" CON DERIVAZIONE FILETTO F

- BRANCH TEE FEMALE BSP OUTLET
- T-STÜCK MIT ABGANG IG
- TÉ MIXTE AVEC FILETAGE F
- TE HEMBRA ROSCADA

MATERIAL: AISI 316L – 1.4404
O-RING: EPDM nero - black - Schwarz - noir - negro
THREAD: EN 10226-1 (ex ISO 7/1)

CODE	De x Rp x De mm x inch x mm	L1 mm	L2 mm	Z1 mm	Z2 mm	g			€
189102015*	15 x 1/2" x 15	36,5	22,5	16,5	8,5	117	20	100	**23,71**
189102018*	18 x 1/2" x 18	36	24	16	10	128	20	100	**24,33**
189304018*	18 x 3/4" x 18	38,5	26	18,5	11	147	20	100	**29,64**
189102022*	22 x 1/2" x 22	39	26	18	12	159	10	100	**26,00**
189304022*	22 x 3/4" x 22	41,5	30	20,5	14	184	10	100	**29,67**
189102028*	28 x 1/2" x 28	44	29	21	15	217	10	50	**28,62**
189304028*	28 x 3/4" x 28	44	30	21	14	221	10	50	**34,02**
189100028*	28 x 1" x 28	44	34	21	16	266	5	50	**53,79**
189102035	35 x 1/2" x 35	51	51	25	36	197	5	50	**34,30**
189304035	35 x 3/4" x 35	51	54	25	37	205	5	40	**41,56**
189100035	35 x 1" x 35	51	56	25	37	282	5	40	**66,44**
189102042	42 x 1/2" x 42	59	54	29	39	271	4	32	**42,46**
189304042	42 x 3/4" x 42	59	57	29	41	277	4	32	**46,51**
189100042	42 x 1" x 42	59	60	29	41	346	4	32	**72,78**
189102054	54 x 1/2" x 54	70	61	34	46	377	2	14	**51,31**
189304054	54 x 3/4" x 54	70	64	34	48	391	2	14	**55,62**
189200054	54 x 2" x 54	70	81	34	55	838	2	10	**109,47**
189304076	76,1 x 3/4" x 76,1	108	77	53	60	1040	2	2	**326,72**
189100076	76,1 x 1" x 76,1	108	79	53	60	1063	2	2	**338,77**
189200076	76,1 x 2" x 76,1	108	93	53	67	1495	2	2	**357,31**
189304088	88,9 x 3/4" x 88,9	132	84	72	67	1255	2	2	**352,46**
189200088	88,9 x 2" x 88,9	132	100	72	74	1720	2	2	**371,01**
189304108	108 x 3/4" x 108	155	94	80	77	1700	2	2	**432,01**
189200108	108 x 2" x 108	155	110	80	84	2160	2	2	**457,97**
189100139	139,7 x 1" x 139,7	197	107	102	88	3126	1	1	**868,54**
189200139	139,7 x 2" x 139,7	197	130	102	104	3623	1	1	**895,60**
189100168	168,3 x 1" x 168,3	257	120	144	101	4827	1	1	**1062,24**
189200168	168,3 x 2" x 168,3	257	143	144	117	5325	1	1	**1083,05**

(*) senza saldatura - seamless - nahtlos - sans soudure - sin soldadura

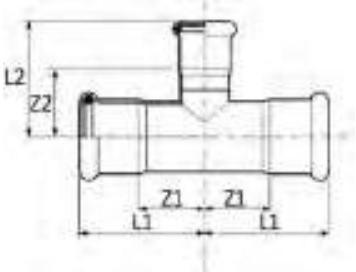

192

"T" RIDOTTO

- REDUCING TEE
- T-STÜCK MIT REDUZIERTEM ABGANG
- TÉ RÉDUIT
- TE REDUCIDA HHH

MATERIAL: AISI 316L – 1.4404
O-RING: EPDM nero - black - Schwarz - noir - negro

≤54 B 10 11
76÷108 B 10 12
≥139 B 10 17

CODE	De mm	L1 mm	L2 mm	Z1 mm	Z2 mm	g			€
192018015	18 x 15 x 18	36,5	41	15,5	21	80	20	100	20,74
192022015	22 x 15 x 22	39	43	18	23	95	10	100	21,73
192022018	22 x 18 x 22	39	44	18	23	98	10	100	22,85
192028015	28 x 15 x 28	44	46	21	26	126	10	50	25,88
192028018	28 x 18 x 28	44	46	21	26	130	10	50	27,06
192028022	28 x 22 x 28	44	47	21	26	135	10	50	28,86
192035015	35 x 15 x 35	51	49	25	29	158	5	50	34,43
192035018	35 x 18 x 35	51	50	25	30	163	5	50	34,13
192035022	35 x 22 x 35	51	51	25	30	167	5	50	35,23
192035028	35 x 28 x 35	51	54	25	31	171	5	35	36,64
192042018	42 x 18 x 42	59	54	29	34	232	4	20	48,77
192042022	42 x 22 x 42	59	54	29	33	237	4	20	50,47
192042028	42 x 28 x 42	59	57	29	34	243	4	20	51,60
192042035	42 x 35 x 42	59	61	29	35	272	4	20	52,79
192054018	54 x 18 x 54	70	61	34	41	335	2	16	54,57
192054022	54 x 22 x 54	70	62	34	41	340	2	16	56,85
192054028	54 x 28 x 54	70	65	34	42	345	2	16	57,98
192054035	54 x 35 x 54	70	68	34	42	361	2	16	59,12
192054042	54 x 42 x 54	70	72	34	42	376	2	16	63,35
192076022	76,1 x 22 x 76,1	108	74	53	53	995	2	2	291,95
192076028	76,1 x 28 x 76,1	108	77	53	54	1015	2	2	315,61
192076035	76,1 x 35 x 76,1	108	80	53	54	1025	2	2	339,34
192076042	76,1 x 42 x 76,1	108	84	53	54	1045	2	2	366,11
192076054	76,1 x 54 x 76,1	108	91	53	55	1065	2	2	389,86
192088022	88,9 x 22 x 88,9	132	81	72	60	1220	2	2	309,71
192088028	88,9 x 28 x 88,9	132	84	72	61	1225	2	2	327,47
192088035	88,9 x 35 x 88,9	132	88	72	62	1245	2	2	356,91
192088042	88,9 x 42 x 88,9	132	91	72	61	1255	2	2	376,91
192088054	88,9 x 54 x 88,9	132	98	72	63	1280	2	2	399,07
192088076	88,9 x 76,1 x 88,9	132	125	72	70	1485	2	2	425,60
192108022	108 x 22 x 108	155	91	80	70	1665	2	2	332,75
192108028	108 x 28 x 108	155	94	80	71	1670	2	2	348,55
192108035	108 x 35 x 108	155	97	80	71	1775	2	2	386,10
192108042	108 x 42 x 108	155	101	80	71	1865	2	2	399,07
192108054	108 x 54 x 108	155	108	80	72	1925	2	2	434,39
192108076	108 x 76,1 x 108	155	135	80	80	1930	2	2	455,68
192108088	108 x 88,9 x 108	155	144	80	84	1965	2	2	526,37

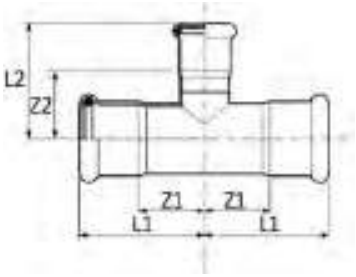

192

≤54 B 10 11
76÷108 B 10 12
≥139 B 10 17

"T" RIDOTTO

- REDUCING TEE
- T-STÜCK MIT REDUZIERTEM ABGANG
- TÉ RÉDUIT
- TE REDUCIDA HHH

MATERIAL: AISI 316L – 1.4404
O-RING: EPDM nero - black - Schwarz - noir - negro

CODE	De mm	L1 mm	L2 mm	Z1 mm	Z2 mm	g			€
192139035	139,7 x 35 x 139,7	197	117	102	91	3083	1	1	**868,54**
192139076	139,7 x 76,1 x 139,7	197	155	102	100	3340	1	1	**908,53**
192139088	139,7 x 88,9 x 139,7	197	164	102	104	3435	1	1	**932,28**
192139108	139,7 x 108 x 139,7	197	180	102	105	3631	1	1	**950,12**
192168035	168,3 x 35 x 168,3	257	130	144	104	4784	1	1	**1062,24**
192168076	168,3 x 76,1 x 168,3	257	169	144	114	5050	1	1	**1098,57**
192168088	168,3 x 88,9 x 168,3	257	178	144	118	5146	1	1	**1128,27**
192168108	168,3 x 108 x 168,3	257	194	144	119	5340	1	1	**1157,95**
192168139	168,3 x 139,7 x 168,3	257	221	144	126	5681	1	1	**1247,01**

B 10 11

188

"T" RIDOTTO MFM

- REDUCING TEE MFM
- T-STÜCK MIT REDUZIERTEM ABGANG A/I/A
- TÉ RÉDUIT MFM
- TE REDUCIDA MHM

MATERIAL: AISI 316L – 1.4404
O-RING: EPDM nero - black - Schwarz - noir - negro

CODE	De mm	L1 mm	L2 mm	Z2 mm	g			€
188028022	28 x 22 x 28	52,5	47	26	138	10	50	**47,42**
188035022	35 x 22 x 35	60	50,5	29,5	185	5	35	**53,54**
188035028	35 x 28 x 35	60	53,5	30,5	193	5	35	**58,53**
188042028	42 x 28 x 42	69	57	34	256	4	20	**64,95**
188054028	54 x 28 x 54	73,5	64,5	41,5	334	2	16	**73,69**

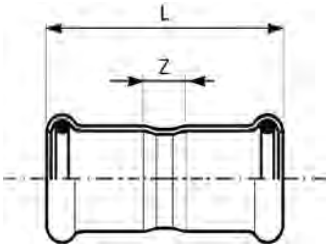

183/000

≤54 B 10 11
76÷108 B 10 12
≥139 B 10 17

MANICOTTO

- COUPLING
- MUFFE
- MANCHON
- MANGUITO HH

MATERIAL: AISI 316L – 1.4404
O-RING: EPDM nero - black - Schwarz - noir - negro

CODE	De mm	L mm	Z mm	g			€
183015000	15	49	9	35	20	500	8,23
183018000	18	50	10	42	20	300	9,39
183022000	22	53	11	54	20	200	10,79
183028000	28	56	10	71	10	150	12,35
183035000	35	63	10	97	10	100	15,65
183042000	42	72	12	136	4	60	21,19
183054000	54	83	13	198	2	24	26,27
183076000	76,1	142	32	635	4	4	125,83
183088000	88,9	166	46	765	4	4	143,78
183108000	108	203	41	1170	2	2	182,97
183139000	139,7	250	60	2031	1	1	352,48
183168000	168,3	300	74	2936	1	1	440,64

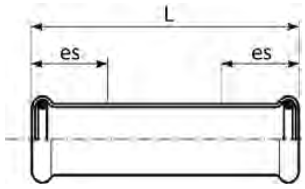

183/001

≤54 B 10 11
76÷108 B 10 12

MANICOTTO PASSANTE

- SLIP COUPLING
- SCHIEBEMUFFE
- MANCHON LONG
- MANGUITO SIN TOPE

MATERIAL: AISI 316L – 1.4404
O-RING: EPDM nero - black - Schwarz - noir - negro

CODE	De mm	L mm	es mm	g			€
183015001	15	81	25	56	20	200	16,32
183018001	18	81	25	66	20	200	17,07
183022001	22	84,5	25	83	20	100	19,79
183028001	28	92	30	114	10	100	24,78
183035001	35	102,5	30	153	10	50	31,86
183042001	42	117,5	40	217	4	40	39,71
183054001	54	139	40	321	2	20	54,77
183076001	76,1	230	60	940	2	2	343,46
183088001	88,9	260	70	1240	2	2	390,28
183108001	108	310	80	1835	2	2	482,76

B 10 11

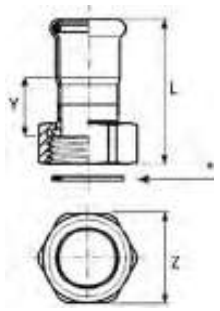

183/002

MANICOTTO CON DADO FOLLE

- VALVE CONNECTOR
- ANSCHLUSSVERSCHRAUBUNG
- RACCORD ÉCROU LIBRE
- RÁCOR DOS PIEZAS

MATERIAL: AISI 316L – 1.4404
O-RING: EPDM nero - black - Schwarz - noir - negro
GASKET: (*): EPDM nero - black - Schwarz - noir - negro
THREAD: ISO 228/1 (ex DIN 259)

CODE	De x G mm x inch	L mm	Z mm	Y mm	Gasket mm	g			€
183015012	15 x 1/2"	48,5	27	23	18x10 thk 2,5	83	10	250	23,77
183015002	15 x 3/4"	50	30	23	24x14 thk 2,5	66	10	250	23,98
183018012	18 x 1/2"	49	27	23,5	18x10 thk 2,5	91	10	250	26,29
183018002	18 x 3/4"	50	30	23,5	24x14 thk 2,5	65	10	250	26,30
183022012	22 x 3/4"	50	30	19,5	24x14 thk 2,5	78	10	200	30,85
183022002	22 x 1"	52	36	23	30x20 thk 2,5	87	10	200	30,85
183028012	28 x 1"	52	36	19,5	30x20 thk 2,5	105	10	150	38,28
183028002	28 x 1"1/4	57	46	25	39x27 thk 2,5	136	10	150	38,28
183028022	28 x 1"1/2	59	52	22,5	44,5x27 thk 2,5	197	10	50	38,28
183035012	35 x 1"1/4	57,5	46	20,5	39x27 thk 2,5	163	4	60	43,44
183035002	35 x 1"1/2	63	52	26	44,5x34 thk 2,5	186	4	60	43,44
183042022	42 x 1"1/2	63,5	52	21	44,5x34 thk 2,5	217	2	30	58,66
183042012	42 x 1"3/4	68	58	27	50,5x40 thk 2,5	223	2	30	58,66
183042002	42 x 2"	68	64	27	56x42 thk 2,5	266	2	30	77,12
183054022	54 x 2"	72	64	23	56x42 thk 2,5	301	2	20	70,63
183054012	54 x 2"3/8	77	75	30	65,5x53,5 thk 3	375	2	20	78,89
183054002	54 x 2"1/2	77	81	30	71,5x53 thk 3	439	2	20	110,29

B 10 11

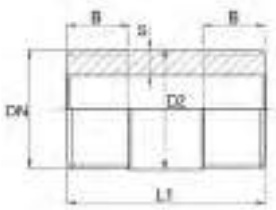

530/I Inoxpres

VITE DI ALLUNGAMENTO (BARILOTTO)

- BARREL NIPPLE
- ROHRDOPPELNIPPEL
- MAMELON
- ENTRONQUE DOBLE

MATERIAL: AISI 316 - 1.4401
THREAD: ISO 228/1 (ex DIN 259)

CODE	DN inch	L1 mm	S mm	B mm	D2 mm	g			€
5301000701	1"	70	7,9	22	33,8	347	1	10	63,59
5301140701	1"1/4	70	9,2	22	42,4	522	1	8	72,58
5301120701	1"1/2	70	8,7	22	48,3	586	1	8	93,88
5301340701	1"3/4	70	8	22	54	635	1	6	106,00
5302380701	2"3/8	70	10	22	70	1026	1	6	151,43

B 10 11

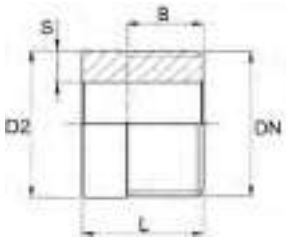

600/I Inoxpres

TRONCHETTO

- WELDING NIPPLE
- ANSCHWEISSENDE
- DEMI MAMELON
- ENTRONQUE

MATERIAL: AISI 316 - 1.4401
THREAD: ISO 228/1 (ex DIN 259)

CODE	DN inch	L mm	S mm	B mm	D2 mm	g			€
600100035I	1"	35	7,9	22	33,8	174	1	30	34,82
600114035I	1"1/4	35	9,2	22	42,4	261	1	20	45,42
600112035I	1"1/2	35	8,7	22	48,3	293	1	10	52,98
600134035I	1"3/4	35	8	22	54	318	1	10	57,54
600238035I	2"3/8	35	10	22	70	513	1	10	75,69

≤54 B 10 11
76÷108 B 10 12
≥139 B 10 17

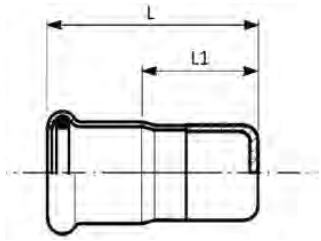

183/003

TAPPO DI CHIUSURA

- STOP END
- VERSCHLUSSKAPPE
- BOUCHON D'OBTURATION
- TAPÓN

MATERIAL: AISI 316L – 1.4404
O-RING: EPDM nero - black - Schwarz - noir - negro

CODE	De mm	L mm	L1 mm	g			€
183015003	15	26	5	26	20	500	11,63
183018003	18	26	5	32	20	300	12,10
183022003	22	27	5	43	10	200	14,04
183028003	28	29	5	61	10	150	19,39
183035003	35	52	26	95	5	100	23,65
183042003	42	56	26	126	4	80	33,94
183054003	54	62	27	185	4	40	39,59
183076003	76,1	93	38	540	2	10	78,27
183088003	88,9	102	42	654	2	10	94,87
183108003	108	117	42	935	2	2	124,89
183139003	139,7	162	67	1380	1	1	281,98
183168003	168,3	199	86	2038	1	1	345,73

B 10 11

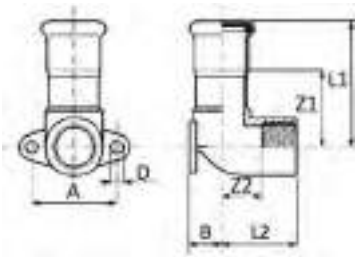

185/000

GOMITO MISTO 90° FF

- WALL PLATE ELBOW 90° FF
- DECKENWINKEL 90° I/I
- EQUERRE 90° FF
- CODO PLACA HH

MATERIAL: AISI 316L – 1.4404
O-RING: EPDM nero - black - Schwarz - noir - negro
THREAD: EN 10226-1 (ex ISO 7/1)

CODE	De x Rp mm x inch	L1 mm	L2 mm	Z1 mm	Z2 mm	A mm	B mm	D mm	g			€
185102015	15 x 1/2"	50	30	30	17	34	13	5	98	10	150	29,21
185102018	18 x 1/2"	51	30	31	17	34	13	5	109	10	150	30,29
185304022	22 x 3/4"	55	34	34	19	40	17	6	166	10	100	43,60

B 10 11

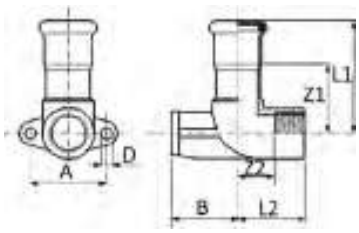

185/001

GOMITO MISTO 90° FF CON DISTANZIALE

- EXTENSION WALL PLATE ELBOW 90° FF
- DECKENWINKEL 90°/W - I/I
- EQUERRE 90° FF AVEC SUPPORT D'AVENCEMENT
- CODO PLACA HH CON ESPACIADOR

MATERIAL: AISI 316L – 1.4404
O-RING: EPDM nero - black - Schwarz - noir - negro
THREAD: EN 10226-1 (ex ISO 7/1)

CODE	De x Rp mm x inch	L1 mm	L2 mm	Z1 mm	Z2 mm	A mm	B mm	D mm	g			€
185102115	15 x 1/2"	50	30	30	17	34	35	5	146	10	150	**31,67**
185102118	18 x 1/2"	51	30	31	17	34	35	5	142	10	150	**33,26**
185304122	22 x 3/4"	55	34	34	19	40	31	6	182	10	100	**45,08**

B 10 11

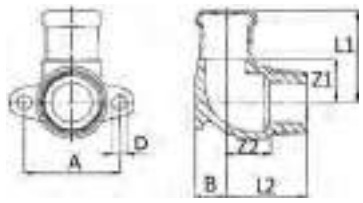

185/002

GOMITO MISTO 90° FM

- WALL PLATE ELBOW 90° FM
- DECKENWINKEL 90° I/A
- EQUERRE 90° FM
- CODO PLACA HM

MATERIAL: AISI 316L – 1.4404
O-RING: EPDM nero - black - Schwarz - noir - negro
THREAD: EN 10226-1 (ex ISO 7/1)

CODE	De x R mm x inch	L1 mm	L2 mm	Z1 mm	Z2 mm	A mm	B mm	D mm	g			€
185304218	18 x 3/4"	38	34	18	19	40	13	6	160	10	100	**38,51**

B 10 11

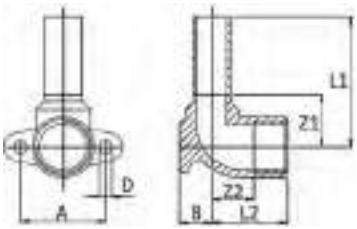

185/000 M

GOMITO MISTO 90° MF

- WALL PLATE ELBOW 90° MF
- DECKENWINKEL 90° A/I
- EQUERRE 90° MF
- CODO PLACA MH

MATERIAL: AISI 316L – 1.4404
THREAD: EN 10226-1 (ex ISO 7/1)

CODE	De x Rp mm x inch	L1 mm	L2 mm	Z1 mm	Z2 mm	A mm	B mm	D mm	g			€
185102015M	15 x 1/2"	52	30	21	16,5	34	13	5	100	10	200	**29,70**
185102018M	18 x 1/2"	52	30,5	21	17	34	12,5	5	95	10	200	**30,83**
185304022M	22 x 3/4"	55	34	24	19	40	17	6	144	10	100	**44,37**

B 10 11

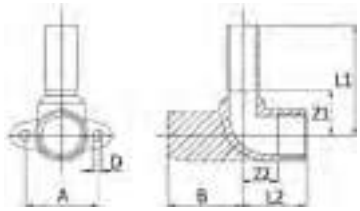

185/001 M

GOMITO MISTO 90° MF CON DISTANZIALE

- EXTENSION WALL PLATE ELBOW 90° MF
- DECKENWINKEL 90°/W A/I
- EQUERRE 90° MF AVEC SUPPORT D'AVENCEMENT
- CODO PLACA MH CON ESPACIADOR

MATERIAL: AISI 316L – 1.4404
THREAD: EN 10226-1 (ex ISO 7/1)

CODE	De x Rp mm x inch	L1 mm	L2 mm	Z1 mm	Z2 mm	A mm	B mm	D mm	g			€
185102115M	15 x 1/2"	52	30	21	16,5	34	35	5	135	10	150	**31,67**
185102118M	18 x 1/2"	52	30	21	16,5	34	35	5	130	10	150	**33,26**
185304122M	22 x 3/4"	55	34	24	19	40	31	6	166	10	100	**45,08**

B 10 11

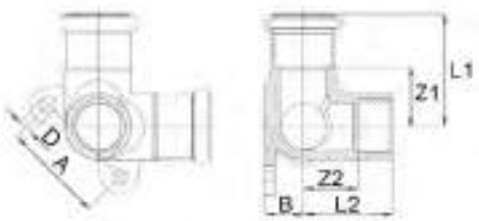

185/003

RACCORDO TRE VIE CON FLANGIA E DERIVAZIONE FILETTO F

- CORNER TEE WITH WALL FLANGE
- INOXPRES-DOPPELWANDSCHEIBE
- EQUERRE MURALE AVEC FILETAGE FEMELLE
- RACOR TRES VÍAS CON BRIDA Y ROSCA HEMBRA

MATERIAL: AISI 316L – 1.4404
O-RING: EPDM nero - black - Schwarz - noir - negro
THREAD: EN 10226-1 (ex ISO 7/1)

CODE	De x Rp x De mm x inch x mm	L1 mm	L2 mm	Z1 mm	Z2 mm	A mm	B mm	D mm	g			€
185102315	15 x 1/2" x 15	43	32	23	18,5	40	13	6	175	10	100	**63,68**
185102318	18 x 1/2" x 18	41	32	21	18,5	40	13	6	165	10	50	**65,84**
185102322	22 x 1/2" x 22	44	35	23	21,5	40	15	6	216	5	50	**73,01**

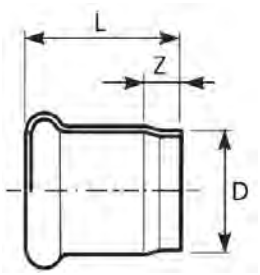

187/R

≤54 B 10 11
76÷108 B 10 12
≥139 B 10 17

MEZZO MANICOTTO A SALDARE

- HALF WELDING COUPLING
- HALBE LAENGE SCHWEISSMUFFE
- DEMI MANCHON À SOUDER
- MEDIO MANGUITO PARA SOLDAR

MATERIAL: AISI 316L – 1.4404
O-RING: assente - absent - Abwesend - absent - ausente

CODE	De mm	D mm	L mm	Z mm	g			€
187015000R	15	17,2	29	9	20	20	400	**8,59**
187018000R	18	20	29,5	9,5	24	20	300	**10,28**
187022000R	22	24	30,5	9,5	30	20	200	**11,58**
187028000R	28	30	33,5	10,5	40	20	200	**11,87**
187035000R	35	37	37,5	11,5	52	10	100	**14,57**
187042000R	42	44	41	11	74	10	50	**15,04**
187054000R	54	56	48	12	104	10	50	**15,73**
187076000R	76,1	76,1	74,5	19,5	308	4	24	**75,39**
187088000R	88,9	88,9	84	24	404	2	20	**96,90**
187108000R	108	108	100	25	614	1	4	**130,76**
187139000R	139,7	139,7	127	32	986	1	1	**188,57**
187168000R	168,3	168,3	159	46	1449	1	1	**235,73**

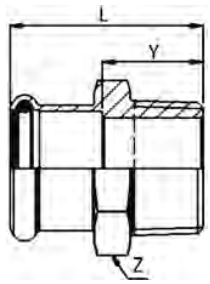

187

≤54 B 10 11
76÷108 B 10 12

MANICOTTO MISTO FILETTO M

- MALE ADAPTER
- ÜBERGANGSSTÜCK MIT AG
- RACCORD AVEC FILETAGE MALE
- UNIÓN MACHO

MATERIAL: AISI 316L – 1.4404
O-RING: EPDM nero - black - Schwarz - noir - negro
THREAD: EN 10226-1 (ex ISO 7/1)

CODE	De x R mm x inch	L mm	Z mm	Y mm	g			€
187308015	15 x 3/8"	38	24	18	48.0	20	400	**16,96**
187102015	15 x 1/2"	41	24	21	58.0	20	300	**20,77**
187304015	15 x 3/4"	43	30	23	107.0	20	200	**21,07**
187102018	18 x 1/2"	41	27	21	60.0	20	300	**22,60**
187304018	18 x 3/4"	44	30	24	99.0	20	200	**23,58**
187102022	22 x 1/2"	42	32	21	86.0	10	200	**24,56**
187304022	22 x 3/4"	44	32	23	88.0	10	200	**25,44**
187100022	22 x 1"	46	36	25	156.0	10	100	**30,24**
187102028	28 x 1/2"	46	38	23	119.0	10	100	**34,51**
187304028	28 x 3/4"	47	38	24	118.0	10	100	**34,51**
187100028	28 x 1"	48	38	25	129.0	10	100	**39,58**
187114028	28 x 1"1/4	53	46	30	269.0	5	60	**45,70**
187100035	35 x 1"	52	45	25	170.0	5	100	**41,71**
187114035	35 x 1"1/4	55	46	28	201.0	5	50	**48,45**
187112035	35 x 1"1/2	55	50	28	296.0	4	60	**57,13**
187114042	42 x 1"1/4	59	55	28	263.0	4	40	**64,90**
187112042	42 x 1"1/2	59	54	28	256.0	4	40	**70,39**
187112054	54 x 1"1/2	65	65	29	371.0	4	32	**81,72**
187200054	54 x 2"	71	65	35	391.0	4	32	**87,53**
187212076	76,1 x 2"1/2	98	83	43	769.0	2	8	**409,87**
187300088	88,9 x 3"	111	98	51	1218.0	2	4	**612,37**
187400108	108 x 4"	132	118	57	1842.0	2	2	**704,93**

B 10 11

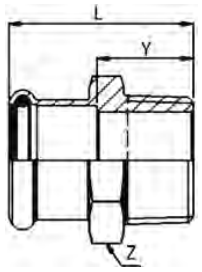

187 NPT

MANICOTTO MISTO FILETTO M NPT

- MALE ADAPTER NPT
- ÜBERGANGSSTÜCK MIT AG NPT
- RACCORD AVEC FILETAGE MALE NPT
- UNIÓN MACHO NPT

MATERIAL: AISI 316L – 1.4404
O-RING: EPDM nero - black - Schwarz - noir - negro
THREAD: NPT - ANSI B 1.20.1

CODE	De x R mm x inch	L mm	Z mm	Y mm	g			€
18730815NPT	15 x 3/8"	38	24	18	47.0	20	400	21,23
18710215NPT	15 x 1/2"	41	24	21	59.0	20	300	25,99
18710218NPT	18 x 1/2"	41	27	21	62.0	20	300	28,25
18730422NPT	22 x 3/4"	44	32	23	91.0	10	200	31,80
18710028NPT	28 x 1"	48	38	25	129.0	10	100	49,47
18711435NPT	35 x 1"1/4	55	46	28	200.0	5	50	60,60
18711242NPT	42 x 1"1/2	59	55	28	261.0	4	40	88,02
18720054NPT	54 x 2"	71	65	35	392.0	4	32	109,44

B 10 11

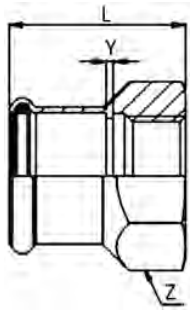

190

MANICOTTO MISTO FILETTO F

- FEMALE ADAPTER
- ÜBERGANGSSTÜCK MIT IG
- RACCORD AVEC FILETAGE FEMELLE
- UNIÓN HEMBRA

MATERIAL: AISI 316L – 1.4404
O-RING: EPDM nero - black - Schwarz - noir - negro
THREAD: EN 10226-1 (ex ISO 7/1)

CODE	De x Rp mm x inch	L mm	Z mm	Y mm	g			€
190102015	15 x 1/2"	38	27	2	63.0	20	300	22,37
190304015	15 x 3/4"	39	32	2	76.0	20	300	23,32
190102018	18 x 1/2"	38	27	2	65.0	20	300	23,59
190304018	18 x 3/4"	39	32	2	77.0	10	200	24,68
190102022	22 x 1/2"	39	32	2	99.0	20	200	25,06
190304022	22 x 3/4"	40	32	2	79.0	10	150	29,34
190100022	22 x 1"	43	41	2	142.0	10	100	34,68
190102028	28 x 1/2"	41	38	2	156.0	10	100	33,49
190304028	28 x 3/4"	42	38	2	129.0	10	100	33,49
190100028	28 x 1"	45	41	2	139.0	10	100	45,92
190114028	28 x 1"1/4	48	46	2	143.0	10	100	50,95
190100035	35 x 1"	49	46	2	207.0	5	100	44,13
190114035	35 x 1"1/4	52	46	2	156.0	5	50	50,08
190112035	35 x 1"1/2	52	55	2	237.0	4	40	57,25
190114042	42 x 1"1/4	56	55	2	309.0	4	40	56,64
190112042	42 x 1"1/2	56	55	2	243.0	4	40	78,10
190112054	54 x 1"1/2	60	65	1	438.0	4	32	85,03
190200054	54 x 2"	65	65	2	317.0	4	20	116,31

B 10 11

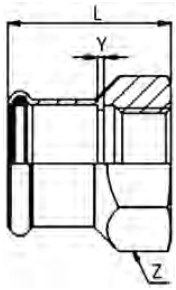

190 NPT

MANICOTTO MISTO FILETTO F NPT

- FEMALE ADAPTER NPT
- ÜBERGANGSSTÜCK MIT IG NPT
- RACCORD AVEC FILETAGE FEMELLE NPT
- UNIÓN HEMBRA NPT

MATERIAL: AISI 316L – 1.4404
O-RING: EPDM nero - black - Schwarz - noir - negro
THREAD: NPT - ANSI B 1.20.1

CODE	De x Rp mm x inch	L mm	Z mm	Y mm	g			€
19010215NPT	15 x 1/2"	38	27	18	64.0	20	300	**27,97**
19010218NPT	18 x 1/2"	38	27	18	67.0	20	300	**29,50**
19030422NPT	22 x 3/4"	40	32	19	87.0	10	150	**36,67**
19010028NPT	28 x 1"	50	41	27	173.0	10	100	**57,41**
19011435NPT	35 x 1"1/4	49	46	22	167.0	5	50	**62,66**
19011242NPT	42 x 1"1/2	56	55	25	256.0	4	40	**97,67**
19020054NPT	54 x 2"	65	65	29	351.0	4	20	**145,43**

B 10 11

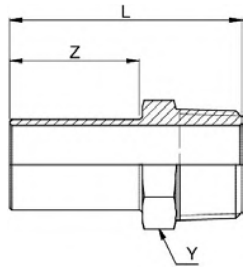

269/M

MANICOTTO CON INSERIMENTO FILETTO M

- MALE REDUCTION SOCKET
- ÜBERGANG AUSSENGEWINDE MIT EINSCHUBENDE
- MANCHON DE RÉDUCTION FILETÉ
- ADAPTADOR MACHO

MATERIAL: AISI 316L – 1.4404
THREAD: EN 10226-1 (ex ISO 7/1)

CODE	De x R mm x inch	L mm	Z mm	Y mm	g			€
269102115	15 x 1/2"	52	31	22	55	20	300	21,19
269102118	18 x 1/2"	52	31	22	50	20	300	23,16
269304118	18 x 3/4"	55	31	27	95	20	200	22,94
269102122	22 x 1/2"	55	32	27	69	10	200	24,89
269304122	22 x 3/4"	56	32	27	80	10	200	26,09
269304128	28 x 3/4"	61	37	30	97	10	150	32,76
269100128	28 x 1"	64	37	38	145	10	100	35,77
269114135	35 x 1"1/4	72	41	45	238	4	40	38,47
269112142	42 x 1"1/2	91	55	55	292	4	40	44,65
269200154	54 x 2"	127	83	65	463	4	20	74,70

B 10 11

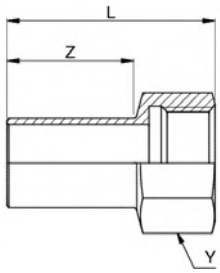

269/F

MANICOTTO CON INSERIMENTO FILETTO F

- FEMALE REDUCTION SOCKET
- ÜBERGANG INNENGEWINDE MIT EINSCHUBENDE
- MANCHON DE RÉDUCTION AVEC TARAUDAGE
- ADAPTADOR HEMBRA

MATERIAL: AISI 316L – 1.4404
THREAD: EN 10226-1 (ex ISO 7/1)

CODE	De x Rp mm x inch	L mm	Z mm	Y mm	g			€
269102015	15 x 1/2"	52	31	24	55	20	300	23,11
269102018	18 x 1/2"	52	31	24	56	20	200	24,32
269304018	18 x 3/4"	51	31	30	57	20	200	25,27
269102022	22 x 1/2"	52	32	24	65	10	200	25,67
269304022	22 x 3/4"	52	32	30	70	10	200	30,35
269304028	28 x 3/4"	57	37	30	76	10	150	32,76
269100028	28 x 1"	57	35	36	104	10	100	49,11
269114035	35 x 1"1/4	70	45	46	182	5	50	68,88
269112042	42 x 1"1/2	118	78	55	280	4	40	75,93
269200054	54 x 2"	135	83	70	340	2	10	104,10

B 10 11

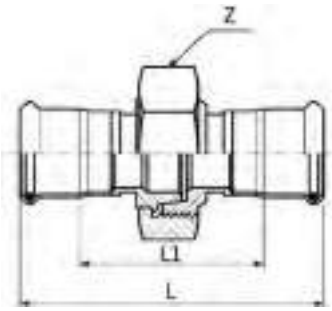

184/000

BOCCHETTONE SEDE CONICA

- CONICAL UNION
- DURCHGANGSVERSCHRAUBUNG MIT PRESSENDEN KONISCH
- ÉLÉMENT DE TRANSITION FILTÉ CONIQUE AVEC MANCHONS DES 2 CÔTES
- RÁCOR 3 PIEZAS CONICO

MATERIAL: AISI 316L – 1.4404
O-RING: EPDM nero - black - Schwarz - noir - negro

CODE	De mm	L mm	L1 mm	Z mm	g			€
184015000	15	96	56	34	146	10	100	**45,23**
184018000	18	97	57	39	192	10	100	**53,54**
184022000	22	99	57	39	202	10	50	**60,03**
184028000	28	116	70	58	468	5	25	**77,90**
184035000	35	123	71	67	618	4	20	**98,31**
184042000	42	138	78	77	824	2	20	**121,89**
184054000	54	154	84	90	1178	2	10	**230,32**

B 10 11

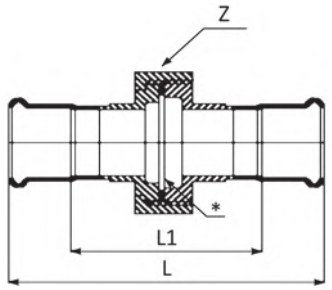

184/001

BOCCHETTONE SEDE PIANA

- FLAT FACED UNION
- DURCHGANGSVERSCHRAUBUNG MIT PRESSENDEN FLACHDICHTEND
- ÉLÉMENT DE TRANSITION FILTÉ PLAT AVEC MANCHONS DES 2 CÔTES
- RÁCOR 3 PIEZAS PLANO

MATERIAL: AISI 316L – 1.4404
O-RING: EPDM nero - black - Schwarz - noir - negro
GASKET: (*): EPDM nero - black - Schwarz - noir - negro

CODE	De mm	L mm	L1 mm	Z mm	Gasket mm	g			€
184015001	15	96	56	34	24x14 thk 2,5	146	10	120	**45,23**
184018001	18	97	57	39	30x20 thk 2,5	187	10	100	**53,54**
184022001	22	100	58	39	30x20 thk 2,5	194	10	100	**60,03**
184028001	28	117	71	58	47,5x37 thk 2,5	450	5	30	**77,90**
184035001	35	127	75	67	56x42 thk 2,5	617	4	20	**98,31**
184042001	42	140	80	77	66x56 thk 2,5	797	2	20	**121,89**
184054001	54	152	82	90	79,5x69 thk 2,5	1176	2	10	**230,32**

B 10 11

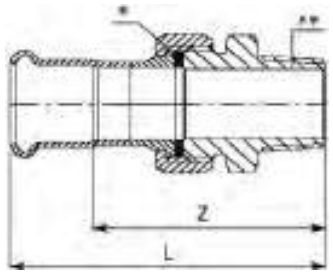

184/002

BOCCHETTONE SEDE PIANA FILETTO M

- STRAIGHT MALE UNION CONNECTOR
- DURCHGANGSVERSCHRAUBUNG MIT AUSSENGEWINDE
- RACCORD UNION FILETÉ
- RÁCOR 3 PIEZAS ROSCADO MACHO

MATERIAL: AISI 316L – 1.4404
FITTING: (**): ottone - brass - Messing - laiton - latón
O-RING: EPDM nero - black - Schwarz - noir - negro
GASKET: (*): EPDM nero - black - Schwarz - noir - negro
THREAD: EN 10226-1 (ex ISO 7/1)

CODE	De x R mm x inch	L mm	Z mm	Gasket mm	g			€
184015002	15 x 1/2"	77	56	24x14 thk 2,5	142	2	160	**40,34**
184018002	18 x 1/2"	77	56	24x14 thk 2,5	144	2	160	**45,96**
184022122	22 x 1/2"	79	54	30x20 thk 2,5	199	2	100	**47,32**
184022002	22 x 3/4"	81	59	30x20 thk 2,5	202	2	100	**47,32**
184028342	28 x 3/4"	87	64	39x27 thk 2,5	370	2	40	**80,73**
184028002	28 x 1"	90	67	39x27 thk 2,5	364	2	40	**80,73**
184035002	35 x 1"1/4	101	74	44,5x34 thk 2,5	540	2	40	**102,99**
184042002	42 x 1"1/2	105	74	50,5x40 thk 2,5	563	2	30	**118,27**
184054002	54 x 2"	118	83	65,5x53,5 thk 3	823	2	20	**203,12**

184/002 - non certificato SVGW - not certified SVGW - ohne Zertifizierung SVGW - sans certification SVGW - sin certificación SVGW

B 10 11

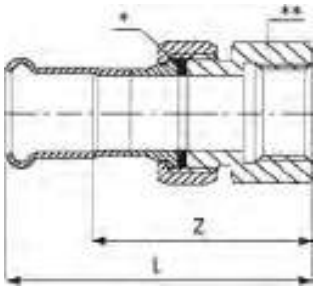

184/003

BOCCHETTONE SEDE PIANA FILETTO F

- STRAIGHT FEMALE UNION CONNECTOR
- DURCHGANGSVERSCHRAUBUNG MIT INNENGEWINDE
- RACCORD UNION TARAUDÉ
- RÁCOR 3 PIEZAS HEMBRA

MATERIAL: AISI 316L – 1.4404
FITTING: (**): ottone - brass - Messing - laiton - latón
O-RING: EPDM nero - black - Schwarz - noir - negro
GASKET: (*): EPDM nero - black - Schwarz - noir - negro
THREAD: EN 10226-1 (ex ISO 7/1)

CODE	De x Rp mm x inch	L mm	Z mm	Gasket mm	g			€
184015003	15 x 1/2"	71	50	24x14 thk 2,5	140	2	160	**40,34**
184018003	18 x 1/2"	72	51	24x14 thk 2,5	145	2	140	**48,64**
184022123	22 x 1/2"	75	54	30x20 thk 2,5	253	2	100	**52,89**
184022003	22 x 3/4"	76	54	30x20 thk 2,5	213	2	100	**52,89**
184028343	28 x 3/4"	83	60	39x27 thk 2,5	483	2	40	**69,62**
184028003	28 x 1"	83	60	39x27 thk 2,5	404	2	40	**69,62**
184035003	35 x 1"1/4	93	66	44,5x30 thk 2,5	486	2	30	**86,27**
184042003	42 x 1"1/2	97	66	56x42 thk 2,5	536	2	30	**107,21**
184054003	54 x 2"	116	81	65,5x53,5 thk 3	1091	2	20	**204,53**

184/003 - non certificato SVGW - not certified SVGW - ohne Zertifizierung SVGW - sans certification SVGW - sin certificación SVGW

B 10 11

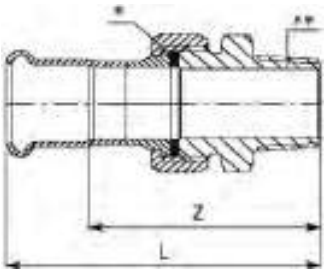

184/002 INOX

BOCCHETTONE SEDE PIANA FILETTO M

- STRAIGHT MALE UNION CONNECTOR
- DURCHGANGSVERSCHRAUBUNG MIT AUSSENGEWINDE
- RACCORD UNION FILETÉ
- RÁCOR 3 PIEZAS ROSCADO MACHO

MATERIAL: AISI 316L – 1.4404
FITTING: (**): AISI 316L – 1.4404
O-RING: EPDM nero - black - Schwarz - noir - negro
GASKET: (*): EPDM nero - black - Schwarz - noir - negro
THREAD: EN 10226-1 (ex ISO 7/1)

CODE	De x R mm x inch	L mm	Z mm	Gasket mm	g			€
184015002I	15 x 1/2"	77	56	24x14 thk 2,5	137	2	160	50,47
184015012I	15 x 3/4"	77	57	24x14 thk 2,5	178	2	160	52,15
184018002I	18 x 1/2"	77	56	24x14 thk 2,5	139	2	160	57,45
184018012I	18 x 3/4"	77	57	24x14 thk 2,5	178	2	160	58,85
184022012I	22 x 1/2"	79	58	30x20 thk 2,5	217	2	100	59,16
184022002I	22 x 3/4"	81	59	30x20 thk 2,5	194	2	100	60,62
184022022I	22 x 1"	81	60	30x20 thk 2,5	257	2	80	98,13
184028002I	28 x 1"	90	67	39x27 thk 2,5	350	2	40	100,90
184035002I	35 x 1"1/4	101	74	44,5x34 thk 2,5	518	2	40	128,74
184042002I	42 x 1"1/2	102	71,5	44,5x34 thk 2,5	543	2	30	136,02
184054002I	54 x 2"	111	77	56x42 thk 2,5	842	2	20	233,66

B 10 11

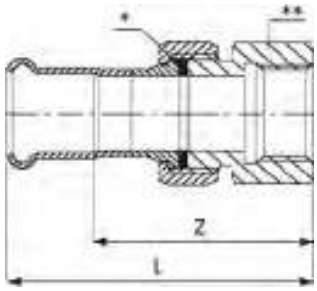

184/003 INOX

BOCCHETTONE SEDE PIANA FILETTO F

- STRAIGHT FEMALE UNION CONNECTOR
- DURCHGANGSVERSCHRAUBUNG MIT INNENGEWINDE
- RACCORD UNION TARAUDÉ
- RÁCOR 3 PIEZAS HEMBRA

MATERIAL: AISI 316L – 1.4404
FITTING: (**): AISI 316L – 1.4404
O-RING: EPDM nero - black - Schwarz - noir - negro
GASKET: (*): EPDM nero - black - Schwarz - noir - negro
THREAD: EN 10226-1 (ex ISO 7/1)

CODE	De x Rp mm x inch	L mm	Z mm	Gasket mm	g			€
184015003I	15 x 1/2"	71	50	24x14 thk 2,5	135	2	160	50,47
184015013I	15 x 3/4"	74	54	24x14 thk 2,5	189	2	120	56,01
184018003I	18 x 1/2"	72	51	24x14 thk 2,5	140	2	140	60,80
184018013I	18 x 3/4"	75	55	24x14 thk 2,5	190	2	120	62,81
184022003I	22 x 3/4"	76	54	30x20 thk 2,5	206	2	100	67,10
184022013I	22 x 1"	79	58	30x20 thk 2,5	337	2	60	70,37
184028003I	28 x 1"	83	60	39x27 thk 2,5	387	2	40	86,96
184035003I	35 x 1"1/4	93	66	44,5x34 thk 2,5	467	2	30	107,88
184042003I	42 x 1"1/2	93	62,5	44,5x34 thk 2,5	488	2	30	123,27
184054003I	54 x 2"	111	77	56x42 thk 2,5	902	2	20	235,25

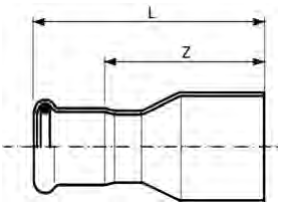

191

RIDUZIONE MF

- REDUCER
- REDUZIERSTÜCK
- REDUCTION
- REDUCCIÓN MH

≤54 B 10 11
76÷108 B 10 12
≥139 B 10 17

MATERIAL: AISI 316L – 1.4404
O-RING: EPDM nero - black - Schwarz - noir - negro

CODE	De mm	L mm	Z mm	g			€
191018015	18 x 15	57	37	35	20	500	9,53
191022015	22 x 15	64	44	43	20	400	10,45
191022018	22 x 18	60	40	47	20	300	10,78
191028015	28 x 15	76,5	56,5	50	20	200	14,46
191028018	28 x 18	68	48	63	20	200	12,63
191028022	28 x 22	65	44	66	20	200	12,56
191035015	35 x 15	87	67	89	10	100	46,29
191035018	35 x 18	81	61	87	10	100	46,84
191035022	35 x 22	70	49	90	10	100	39,43
191035028	35 x 28	71	48	98	10	100	30,53
191042015	42 x 15	91	71	111	4	100	47,88
191042018	42 x 18	92	72	114	4	80	48,01
191042022	42 x 22	97	76	120	4	80	49,73
191042028	42 x 28	93	70	130	4	80	50,84
191042035	42 x 35	81	55	138	4	40	33,12
191054015	54 x 15	103	83	158	4	40	53,13
191054018	54 x 18	103	83	162	4	40	53,18
191054022	54 x 22	104	83	169	4	40	56,01
191054028	54 x 28	108,5	85,5	180	4	40	58,30
191054035	54 x 35	108	82	193	4	40	72,59
191054042	54 x 42	97,5	67,5	210	4	32	35,27
191076042	76,1 x 42	149	119	471	4	4	106,37
191076054	76,1 x 54	159	124	529	4	4	108,71
191088054	88,9 x 54	179	144	683	4	4	118,26
191088076	88,9 x 76,1	186	131	813	4	4	160,68
191108054	108 x 54	185	150	831	2	2	127,46
191108076	108 x 76,1	209	154	1022	2	2	165,44
191108088	108 x 88,9	210	150	1107	2	2	184,27
191139076	139,7 x 76,1	356,5	301,5	2100	1	1	646,09
191139088	139,7 x 88,9	380	320	2319	1	1	616,84
191139108	139,7 x 108	345	270	2285	1	1	587,48
191168076	168,3 x 76,1	369	315	2515	1	1	744,59
191168088	168,3 x 88,9	380	320	2660	1	1	704,97
191168108	168,3 x 108	395	320	2945	1	1	675,59
191168139	168,3 x 139,7	422	327	3392	1	1	646,22

B 10 11

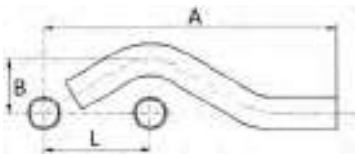

179

"S" DI SCAVALCAMENTO MM

- PIPE BRIDGE
- SPRUNGBOGEN
- "S" DE CHEVAUCHEMENT MALE
- "S" DE SUPERPOSICIÓN MM

MATERIAL: AISI 316L – 1.4404

CODE	De mm	L mm	A mm	B mm	g			€
179015000	15	57	158	30	54	10	150	20,03
179018000	18	60	166	31	74	10	100	20,85
179022000	22	65	179	33	116	10	100	23,35
179028000	28	73	206	36	192	10	50	28,32

B 10 11

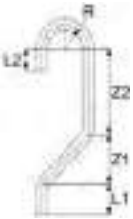

178

TUBO PER ARIA COMPRESSA

- PIPE FOR COMPRESSED AIR
- SPRUNGBOGEN FÜR DRUCKLUFT
- TUBE POUR L'AIR COMPRIMÉ
- TUBO DE AIRE

MATERIAL: AISI 316L – 1.4404

CODE	De mm	L1 mm	L2 mm	Z1 mm	Z2 mm	R mm	g			€
178015316	15	30	30	96	114	35	143	1	20	86,59
178018316	18	50	35	108	112	39	195	1	20	88,16
178022316	22	50	35	110	110	41	359	1	20	93,28
178028316	28	60	40	139	113	51	550	1	15	105,09

B 10 11

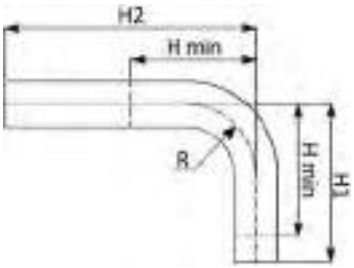

194/900

TUBO CURVO 90°

- 90° ELBOW MM
- PASSBOGEN 90°
- COUDE D'AJUSTEMENT 90°
- TUBO RICURVO 90° MM

MATERIAL: AISI 316L – 1.4404

CODE	De mm	H1 mm	H min mm	H2 mm	R mm	g			€
194015900	15	70	48	120	35	89	20	160	20,43
194018900	18	70	53	120	38	108	20	120	21,22
194022900	22	70	61	120	40	133	10	100	22,82
194028900	28	97	80	125	45	202	10	50	24,40
194035900	35	120	90	200	42	380	4	20	49,56
194042900	42	160	115	250	50	592	2	10	61,34
194054900	54	300	140	305	65	1139	2	4	78,75

B 10 11

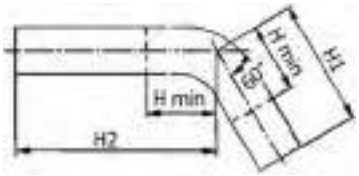

194/600

TUBO CURVO 60°

- 60° ELBOW MM
- PASSBOGEN 60°
- COUDE D'AJUSTEMENT 60°
- TUBO RICURVO 60° MM

MATERIAL: AISI 316L – 1.4404

CODE	De mm	H1 mm	H min mm	H2 mm	g			€
194028600	28	71	64	116	182	10	50	40,77
194035600	35	101	71	226	406	4	24	65,53
194042600	42	124	80	251	563	2	10	96,74
194054600	54	162	97	308	914	2	4	124,74

≤54 B 10 11
76÷108 B 10 12

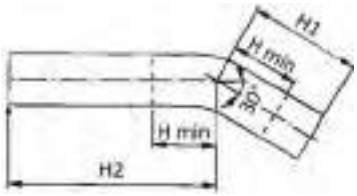

194/300

TUBO CURVO 30°

- 30° ELBOW MM
- PASSBOGEN 30°
- COUDE D'AJUSTEMENT 30°
- TUBO RICURVO 30° MM

MATERIAL: AISI 316L – 1.4404

CODE	De mm	H1 mm	H min mm	H2 mm	g			€
194018300	18	55	39	128	113	20	120	18,79
194022300	22	50	44	124	134	10	50	38,18
194028300	28	55	47	131	183	10	50	39,07
194035300	35	80	50	218	375	4	24	62,91
194042300	42	98	54	274	566	2	10	92,78
194054300	54	137	72	324	909	2	2	118,91
194076300	76,1	201	135	201	1489	1	1	142,49
194088300	88,9	241	161	241	2095	1	1	154,66
194108300	108	263	168	263	2787	1	1	190,58

≤54 B 10 11
76÷108 B 10 12

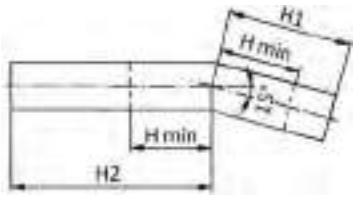

194/150

TUBO CURVO 15°

- 15° ELBOW MM
- PASSBOGEN 15°
- COUDE D'AJUSTEMENT 15°
- TUBO RICURVO 15° MM

MATERIAL: AISI 316L – 1.4404

CODE	De mm	H1 mm	H min mm	H2 mm	g			€
194018150	18	55	40	128	114	20	120	18,79
194028150	28	45	38	136	180	10	50	38,24
194035150	35	62	32	234	373	4	24	61,73
194042150	42	94	50	276	563	2	10	90,90
194054150	54	117	52	337	896	2	2	115,91
194076150	76,1	228	163	228	1694	1	1	142,49
194088150	88,9	240	160	240	2091	1	1	154,66
194108150	108	249	154	249	2646	1	1	190,58

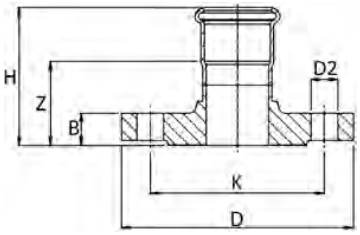

193/002

≤54 B 10 11
76÷108 B 10 12

MANICOTTO FLANGIATO

- ADAPTOR FLANGE
- ÜBERGANGSFLANSCH
- BRIDE DE RACCORDEMENT
- BRIDA ADAPTADOR

MATERIAL: AISI 316L – 1.4404
O-RING: EPDM nero - black - Schwarz - noir - negro

PN 6

CODE	De mm	DN flg	H mm	Z mm	B mm	D mm	D2 mm	Holes Nr.	K mm	g			€
193015002	15	15	53	33	12	80	11	4	55	406	2	20	85,81
193018002	18	15	53,5	33,5	12	80	11	4	55	406	2	20	88,22
193022002	22	20	56,5	35,5	14	90	11	4	65	610	2	14	104,37
193028002	28	25	59,5	36,5	14	100	11	4	75	757	2	10	127,62
193035002	35	32	63	37	14	120	14	4	90	1063	2	6	180,10
193042002	42	40	67	37	14	130	14	4	100	1192	2	6	211,32
193054002	54	50	74	38	14	140	14	4	110	1355	2	4	260,56
193076002	76,1	65	101	45,5	14	160	14	4	130	1879	2	2	437,38
193088002	88,9	80	112	52	16	190	18	4	150	2927	2	2	521,87
193108002	108	100	128	53	16	210	18	4	170	3548	2	2	621,25

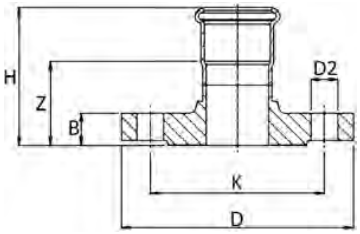

193/000

≤54 B 10 11
76÷108 B 10 12
≥139 B 10 17

MANICOTTO FLANGIATO

- ADAPTOR FLANGE
- ÜBERGANGSFLANSCH
- BRIDE DE RACCORDEMENT
- BRIDA ADAPTADOR

MATERIAL: AISI 316L – 1.4404
O-RING: EPDM nero - black - Schwarz - noir - negro

PN 16

CODE	De mm	DN flg	H mm	Z mm	B mm	D mm	D2 mm	Holes Nr.	K mm	g			€
193015000	15	15	55	35	14	95	14	4	65	660	2	20	97,31
193018000	18	15	55,5	35,5	14	95	14	4	65	660	2	20	99,98
193022000	22	20	58,5	37,5	16	105	14	4	75	945	2	14	118,32
193028000	28	25	61,5	38,5	16	115	14	4	85	1140	2	10	144,66
193035000	35	32	65,5	39,5	16	140	18	4	100	1640	2	6	204,23
193042000	42	40	69	39	16	150	18	4	110	1800	2	6	239,55
193054000	54	50	78	42	18	165	18	4	125	2450	2	4	295,42
193076000	76,1	65	105	50	18	185	18	4	145	3184	2	2	475,00
193088000	88,9	80	116	56	20	200	18	8	160	3950	2	2	566,76
193108000	108	100	132	57	20	220	18	8	180	4729	2	2	674,64
193139000	139,7	125	180	85	22	250	18	8	210	7095	1	1	957,39
193168000	168,3	150	212	91,5	22	285	22	8	240	8929	1	2	1088,10

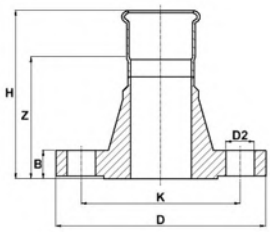

193/006

≤54 B 10 11
76÷108 B 10 12

MANICOTTO FLANGIATO

- ADAPTOR FLANGE
- ÜBERGANGSFLANSCH
- BRIDE DE RACCORDEMENT
- BRIDA ADAPTADOR

ANSI 150 lb

MATERIAL: AISI 316L – 1.4404
O-RING: EPDM nero - black - Schwarz - noir - negro

CODE	De mm	DN flg	H mm	Z mm	B mm	D mm	D2 mm	Holes Nr.	K mm	g			€
193015006	15	15	79,7	59,7	14,1	89	15,8	4	60,3	641	2	18	100,06
193018006	18	15	77,1	57,1	11,2	89	15,8	4	60,3	501	2	18	102,85
193022006	22	20	82,9	61,9	12,8	98,5	15,8	4	69,8	749	2	12	121,73
193028006	28	25	89,1	66,1	14,3	108	15,8	4	79,3	1062	2	8	148,78
193035006	35	32	94,4	68,4	15,9	117,5	15,8	4	88,9	1420	2	6	209,97
193042006	42	40	102,9	72,9	17,5	127,1	15,8	4	98,4	1809	2	4	246,32
193054006	54	50	111,1	75,5	19,1	152,5	19	4	120,6	2714	1	2	303,74
193076006	76,1	65	122,5	67,5	22,3	177,9	19	4	139,7	4194	2	2	617,49
193088006	88,9	80	150,9	90,9	23,8	190,6	19	4	152,4	5338	2	2	736,77
193108006	108	100	172,2	97,2	23,8	228,7	19	8	190,5	7525	2	2	876,99

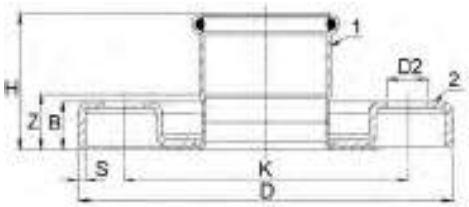

193/001

≤54 B 10 11
76÷108 B 10 12
≥139 B 10 17

MANICOTTO CON FLANGIA SCORREVOLE

- ADAPTOR LOOSE FLANGE
- UBERGANGSLOSFLANSCH
- BRIDE TOURNANTE DE RACCORDEMENT
- BRIDA LOCA CON ADAPTADOR

PN 10

MATERIAL: 1 - AISI 316L – 1.4404
2 - AISI 304 – 1.4301
O-RING: EPDM nero - black - Schwarz - noir - negro

CODE	De mm	DN flg	H mm	Z mm	B mm	S mm	D mm	D2 mm	Holes Nr.	K mm	g			€
193054001	54	50	60	24	21	3	165	18	4	125	893	2	6	187,55
193076001	76,1	65	86,5	31,5	23	4	185	18	4	145	1623	2	2	243,05
193088001	88,9	80	96	36	23,5	4	200	18	8	160	1879	2	2	285,26
193108001	108	100	116	41	24	4	220	18	8	180	2283	2	2	314,83
193139001	139,7	125	143	48	25,5	5	250	18	8	210	3436	1	1	798,71
193168001	168,3	150	176	63	30	5	285	22	8	240	4668	1	1	912,81

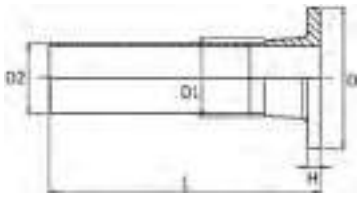

193/004

≤54 B 10 11
76÷108 B 10 12

BOCCHELLO PER FLANGIA LIBERA

- COLLAR FOR LOOSE FLANGE
- AUSSEN FÜR LOSE-FLANSCH
- SORTIE A BRIDE POUR BRIDE TOURNANTE
- TRONCO EMBRIDADO PARA BRIDA LOCA

MATERIAL: AISI 316L – 1.4404

PN 6

CODE	De mm	L mm	H mm	D mm	D1 mm	D2 mm	g			€
193022004	22	135	6	50	27	22	210	2	14	64,49
193028004	28	135	6	60	32	28	260	2	14	75,28
193035004	35	135	6	70	40	35	350	2	14	91,14
193042004	42	135	6	80	46	42	420	2	14	103,71
193054004	54	135	8	90	59	54	580	2	14	124,11
193076004	76,1	135	8	110	78	76,1	840	2	12	170,18
193088004	88,9	135	10	128	91	88,9	1150	2	6	207,30
193108004	108	135	10	148	110	108	1390	2	2	262,94

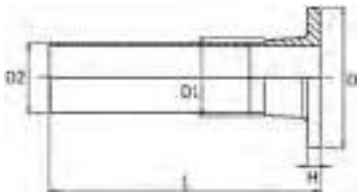

193/003

≤54 B 10 11
76÷108 B 10 12

BOCCHELLO PER FLANGIA LIBERA

- COLLAR FOR LOOSE FLANGE
- AUSSEN FÜR LOSE-FLANSCH
- SORTIE A BRIDE POUR BRIDE TOURNANTE
- TRONCO EMBRIDADO PARA BRIDA LOCA

MATERIAL: AISI 316L – 1.4404

PN 16

CODE	De mm	L mm	H mm	D mm	D1 mm	D2 mm	g			€
193022003	22	135	6	58	27	22	240	2	14	66,28
193028003	28	135	6	68	32	28	300	2	14	81,68
193035003	35	135	6	78	40	35	390	2	14	94,19
193042003	42	135	6	88	46	42	470	2	14	107,24
193054003	54	135	8	102	59	54	700	2	14	134,62
193076003	76,1	135	8	122	78	76,1	980	2	4	183,26
193088003	88,9	135	10	138	91	88,9	1310	2	4	209,03
193108003	108	135	10	158	110	108	1580	2	2	264,35

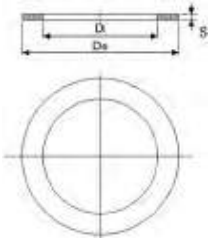

R 30 30

434/PN 6

GUARNIZIONE ECOLOGICA PER FLANGE

- GASKET FOR FLANGE
- FLANSCHDICHTUNG
- JOINT POUR BRIDE
- JUNTA ECOLÓGICA PARA BRIDA

PN 6

MATERIAL: Sesalit Eco
NORM: EN 1092-1

CODE	DN	De mm	Di mm	S mm	g		€
434015006	15 - (1/2")	44	20	2	4	10	0,86
434020006	20 - (3/4")	54	25	2	6	10	1,26
434025006	25 - (1")	64	30	2	9	10	1,75
434032006	32 - (1"1/4)	75	38	2	11	10	2,35
434040006	40 - (1"1/2)	85	45	2	14	10	3,07
434050006	50 - (2")	95	57	2	15	10	4,67
434065006	65 - (2"1/2)	115	76	2	19	10	6,43
434080006	80 - (3")	132	89	2	26	10	7,62
434100006	100 - (4")	152	108	2	29	10	9,02

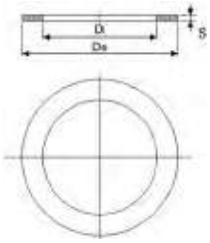

R 30 30

434/PN 10-16

GUARNIZIONE ECOLOGICA PER FLANGE

- GASKET FOR FLANGE
- FLANSCHDICHTUNG
- JOINT POUR BRIDE
- JUNTA ECOLÓGICA PARA BRIDA

PN 10/16

MATERIAL: Sesalit Eco
NORM: EN 1092-1

CODE	DN	De mm	Di mm	S mm	g		€
434015000	15 - (1/2")	50	20	2	6	10	0,86
434020000	20 - (3/4")	60	25	2	8	10	1,24
434025000	25 - (1")	70	30	2	10	10	1,74
434032000	32 - (1"1/4)	82	38	2	14	10	2,35
434040000	40 - (1"1/2)	92	45	2	17	10	3,07
434050000	50 - (2")	108	57	2	22	10	4,62
434065000	65 - (2"1/2)	127	76	2	27	10	6,38
434080000	80 - (3")	142	89	2	30	10	7,55
434100000	100 - (4")	162	108	2	38	10	8,66
434125000	125 - (5")	192	140	2	44	10	12,18
434150000	150 - (6")	218	169	2	55	10	13,90

Sesalit ECO: fibre organiche e sintetiche legate con gomma NBR/SBR esente amianto
IMPIEGHI: Acqua calda e fredda, olii vegetali ed animali, aria, alcuni carburanti (no GAS)
LIMITI DI TEMPERATURA ORIENTATIVI
Temperatura massima per brevi esposizioni: 180º-200º C
Temperatura massima di esercizio continuo per fluidi non aggressivi: 140º C
Temperatura massima di esercizio continuo con vapore: 110º C
Temperatura minima di esercizio -40ºC
OMOLOGAZIONI: acqua potabile WRAS nº 240155028

Sesalit ECO: organic and synthetic fibers bonded with NBR/SBR asbestos-free
USES: hot and cold water, vegetable and animal oils, air, some fuels (no GAS)
GUIDELINE TEMPERATURE LIMITS
Maximum temperature for short exposure: 180º-200º C
Maximum operating temperature for continuous non-aggressive fluids: 140º C
Maximum temperature for continuous operation with steam: 110º C
Minimum operating temperature -40ºC
APPROVAL: potable water WRAS nº 240155028

179/001

≤54 B 10 11
76÷108 B 10 12

PASSAGGIO STAGNO

- DECK / BULKHEAD PENETRATION
- WANDDURCHFÜHRUNG
- PASSAGE ÉTANCHE
- PASAJE ESTAÑO

MATERIAL: AISI 316L – 1.4404
NOTE: (*): S235JR (Fe 360)

CODE	De mm	L mm	L1 mm	Z mm	D mm	D1 mm	g			€
179015001	15	450	120	165	25	15	460	1	65	**51,23**
179018001	18	450	120	165	30	18	621	1	65	**51,80**
179022001	22	450	120	165	33	22	701	1	50	**52,27**
179028001	28	450	120	165	37	28	776	1	45	**53,15**
179035001	35	450	120	165	43,5	35	936	1	40	**59,12**
179042001	42	450	120	165	53	42	1291	1	32	**70,21**
179054001	54	450	120	165	69	54	1965	1	18	**113,09**
179076001	76,1	450	120	165	88,5	76,1	2840	1	8	**132,60**
179088001	88,9	450	120	165	107	88,9	4081	1	8	**156,65**
179108001	108	450	120	165	131,5	108	5682	1	6	**209,31**

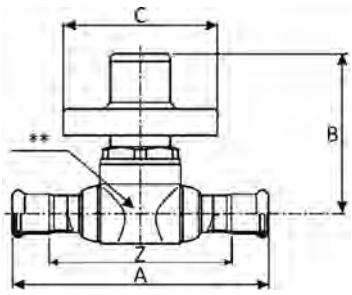

195/000

B 10 11

RUBINETTO DA INCASSO CON ROSONE

- STOPVALVE WITH PRESS ENDS
- UP-VENTIL MIT PRESSENDEN
- ROBINET ENCASTRE AVEC ROSACE
- VÁLVULA DE BOLA "PRES" CON EMBECELLADOR

MATERIAL: AISI 316L – 1.4404
O-RING: EPDM nero - black - Schwarz - noir - negro
NOTE: (**) Movimento interno in Ottone - Kugel aus Messing - Ball out of brass - Mouvement en laiton - Bola en latón

CODE	De mm	Z mm	A mm	B mm	C mm	g			€
195015000	15	42	101	74	70	330	1	10	**168,81**

B 10 12

Disponibile fino a esaurimento scorte
Available while supplies last
Lieferbar solange der Vorrat zu Verfügung steht
Disponible jusqu'à épuisement des stocks
Disponible hasta finalizar existencias

171/P

COLLARE DI PRESA CON DERIVAZIONE A PRESSARE

- BRACKET WITH FEMALE PRESS CONNECTION
- ANBOHRSCHELLE MIT PRESSENDEN
- COLLIER DE PRISE AVEC DÉRIVATION F
- CONJUNTO DERIVACIÓN DE PRENSAR

MATERIAL: AISI 316L – 1.4404
O-RING: EPDM nero – black – Schwarz – noir – negro
GASKET: (*): FKM guarnizione – gasket – Dictung – joint – juntas
NOTE: No acqua potabile – no potable water – kein Trinkwasser – pas d'eau potable – sin agua potable

CODE	D1 mm	D2 mm	D3 mm	A mm	B mm	C mm	L mm	L1 mm	M mm	g			€
171076035	76,1	35	40	79	44	100	35	80	M 10 x 35	700	1	20	**71,66**
171088042	88,9	42	47	99	50	115	40	94	M 10 x 35	740	1	10	**124,63**
171108054	108	54	59	116	60	135	45	114	M 10 x 35	1090	1	10	**169,11**

Montaggio - Assembly - Montage - Assemblage - Montaje

Fig. 1

Fig. 2

Fig. 3

Fig. 4

Fig. 5

Fig. 6

Fig. 7

Fig. 8

Fig. 9

Fig. 10

Fig. 11

Fig. 12

B 10 11

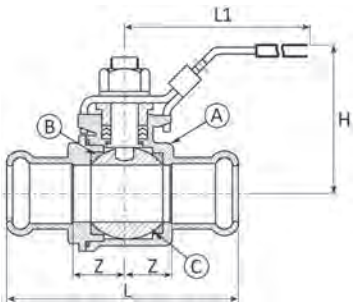

195/005

VALVOLA A SFERA PASSAGGIO TOTALE

- BALL VALVE WITH FULL PORT
- KUGELHAHN MIT VOLLEM DURCHGANG
- BOISSEAU SPHERIQUE PASSAGE RÉDUIT
- VÁLVULA DE BOLA PASO TOTAL

MATERIAL: A-C: AISI 316L – 1.4404 B: PTFE
O-RING: EPDM nero – black – Schwarz – noir – negro

CODE	De mm	L mm	L1 mm	H mm	Z mm	g			€
195015005	15	85	97,5	50	20	275	1	10	**96,54**
195018005	18	88	123	59	20	430	1	10	**115,22**
195022005	22	100	123	62,5	21	508	1	10	**144,43**
195028005	28	107	145	69,5	23	786	1	10	**194,08**

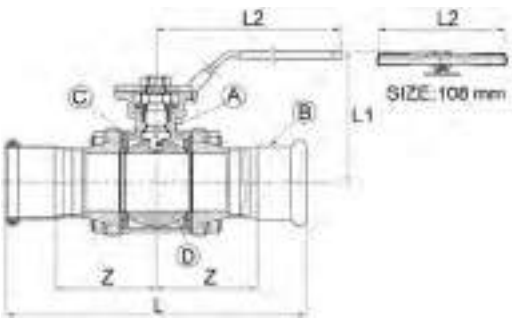

195/003

≤54 B 10 11
76÷108 B 10 12

VALVOLA A SFERA 3 PZ PASSAGGIO TOTALE LUCCHETTABILE

- 3-PC BALL VALVE WITH FULL PORT
- KUGELHAHN 3-TEILIG MIT VOLLEM DURCHGANG
- BOISSEAU SPHERIQUE 3 PCS PASSAGE INTÉGRAL
- VÁLVULA DE BOLA TRES PIEZAS PASO TOTAL

MATERIAL: A-B-D: AISI 316L – 1.4404 C: PTFE
O-RING: EPDM nero - black - Schwarz - noir - negro
NORM: flangia attuatore / flange for actuator Flansch für Stellantrieb / bride pour actuateur / brida actuador ISO 5211

CODE	De mm	DN	DN inch	L mm	Z mm	L1 mm	L2 mm	g			€
195015003	15	10	3/8"	128	44	72	151	698	1	10	159,09
195018003	18	15	1/2"	134	47	72	151	714	1	10	171,71
195022003	22	20	3/4"	151	54,5	80	151	992	1	10	183,87
195028003	28	25	1"	167	60,5	90	179	1476	1	5	259,95
195035003	35	32	1" 1/4	184	66	95	179	2280	1	5	369,69
195042003	42	40	1" 1/2	207	73,5	104	198	3122	1	5	470,42
195054003	54	50	2"	245	87,5	110	198	4600	1	2	582,88
195076003	76,1	65	2" 1/2	334	112	150	270	9500	1	2	1250,88
195088003	88,9	80	3"	384	132	159	270	13800	1	1	1748,11
195108003*	108	100	4"	470	160	210	405	25000	1	1	3028,29

(*) DN 108 con tubo maniglia, with pipe handle, mit Rohrgriff, avec tube-poignée, con mango de tubo
Le condizioni stampigliate sono relative al corpo della valvola. La pressione massima di lavoro delle valvole art. 195/003 = 16 bar
The marked pressure's conditions are related to the body of the valve. Maximum working pressure for pressfitting valve art. 195/003 = 16 bar
Die markierte Konditionen der Pressfitting entsprechend den Kugelhahnkoerper. Maximaler Arbeitsbetriebsdruck für Kugelhahn 195/003 = 16 bar
Les conditions de pressions indiquées sur la presse vannes correspondent au corps de vanne. Pression de service maximale des vannes 195/003 = 16 bar
Condiciones de presión marcadas están relacionadas con el cuerpo de la válvula. La presión máxima de trabajo de las válvulas art. 195/003 = 16 bar

CORPO VALVOLA / VALVE BODY

Pressure - Temperature Data
FLOATING BALL VALVES 1000 psi

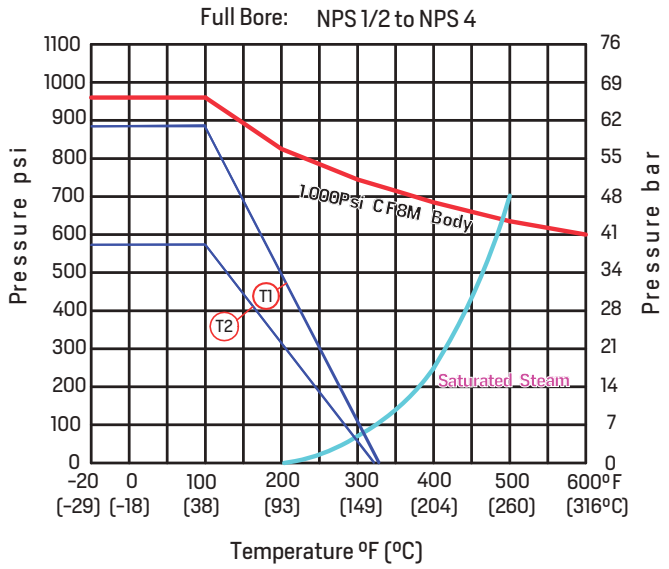

Seat Materials :
- T1 PTFE DN 15 - 32
- T2 PTFE DN 40 - 100

CV	KV
US gallon/min	m³ / h
N/A	N/A
18	15
36	31
48	41
93	80
165	141
207	177
450	386
780	668
1360	1165

1 Kv = 0,86 Cv

195/003 – Valvola a sfera 3 pz passaggio totale lucchettabile - 3 PC ball valve with full port Kugelhahn 3-Teilig mit vollem Durchgang – Boisseau spherique 3 pcs passage intégral - Válvula de bola tres piezas paso total

Dimensioni della flangia per attuatore / Flange for actuator dimensions / Abmessungen der Flansch für Stellantrieb / Dimensions de la bride pour actuateur Dimensiones de la brida del actuador.

De mm	DN inch	Flange type	C1 mm	C2 mm	D1 mm	D2 mm	F mm
15	3/8"	F03-F04	36	42	6	6	9
18	1/2"	F03-F04	36	42	6	6	9
22	3/4"	F03-F05	36	50	6	7	9
28	1"	F04-F05	42	50	6	7	11
35	1"1/4	F04-F07	42	70	6	9	11
42	1"1/2	F05-F07	50	70	7	9	14
54	2"	F05-F07	50	70	7	9	14
76,1	2"1/2	F07-F10	70	102	9	11	17
88,9	3"	F07-F10	70	102	9	11	17
108	4"	F10	-	102	-	11	22

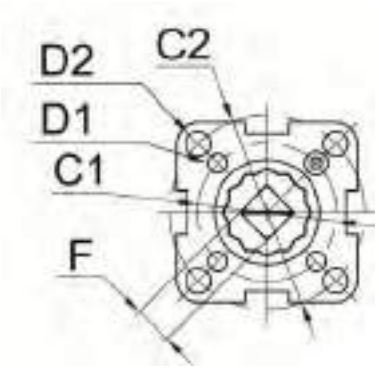

ISO 5211

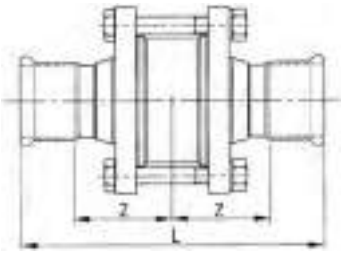

195/004

≤54 B 10 11
76÷108 B 10 12

VALVOLA DI RITEGNO

- NON-RETURN VALVE
- RÜCKSCHLAGVENTIL
- CLAPET ANTI-RETOUR
- VÁLVULA DE RETENCIÓN

MATERIAL: AISI 316L – 1.4404
O-RING: EPDM nero - black - Schwarz - noir - negro

CODE	De mm	DN	L mm	Z mm	g			€
195015004	15	15	114	37	412	1	10	**201,18**
195018004	18	15	114	37	422	1	10	**227,82**
195022004	22	20	121	39,5	570	1	10	**243,53**
195028004	28	25	138	46	767	1	10	**305,53**
195035004	35	32	158	53	1238	1	10	**626,05**
195042004	42	40	180	60	1766	1	6	**727,96**
195054004	54	50	200	64,5	2418	1	2	**1075,88**
195076004	76,1	65	271	80,5	5208	1	1	**1916,48**
195088004	88,9	80	302	91	7108	1	1	**2680,51**
195108004	108	100	370	110	12366	1	1	**3362,46**

Le condizioni stampigliate sono relative al corpo della valvola. La pressione massima di lavoro delle valvole art. 195/004 = 16 bar
The marked pressure's conditions are related to the body of the valve. Maximum working pressure for pressfitting valve art. 195/004 = 16 bar
Die markierte Konditionen der Pressfitting entsprechend den Kugelhahnkoerper. Maximaler Arbeitsbetriebsdruck für Kugelhahn 195/004 = 16 bar
Les conditions de pressions indiquées sur la presse vannes correspondent au corps de vanne. Pression de service maximale des vannes 195/004 = 16 bar
Condiciones de presión marcadas están relacionadas con el cuerpo de la válvula. La presión máxima de trabajo de las válvulas art. 195/004 = 16 bar

CORPO VALVOLA / VALVE BODY

DIAGRAMMA PERDITA DI CARICO
PRESSURE LOSS DIAGRAM

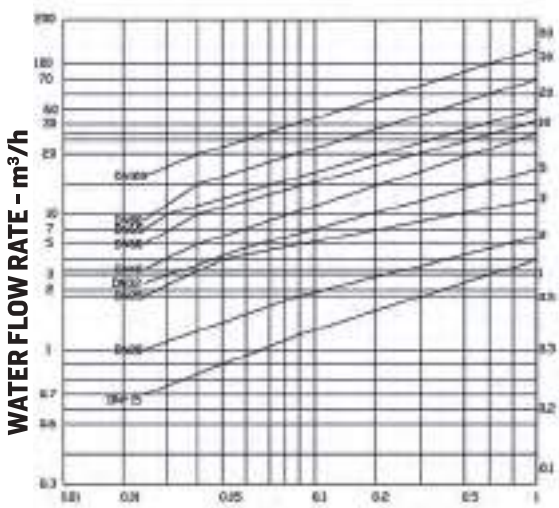

CV / KV PER VALVOLA DI RITEGNO CV / KV FOR NON-RETURN VALVE				DIREZIONE DI FLUSSO FLOW DIRECTION		
				↑	↓	→
DE	DN DN inch	CV US gallon/min	KV m³/h	Pressione di apertura Opening pressure (mbar)		
15	15 - ½"	4,1	3,5	25	21	23
18	15 - ½"	4,1	3,5	25	21	23
22	20 - ¾"	5,1	4,4	25	21	23
28	25 - 1"	14	12	25	21	23
35	32 - 1"1/4	23,3	20	27	21	24
42	40 - 1"1/2	30,3	26	29	21	25
54	50 - 2"	37,3	32	29	21	25
76,1	65 - 2"1/2	70	60	31	21	25
88,9	80 - 3"	81,7	70	32	21	26
108	100 - 4"	140	120	33	21	27

NOTE

Cv = flusso di acqua (a 60°F) in gpm (galloni al minuto) con una pressione differenziale (caduta di pressione) di 1 psi.
Kv = flusso di acqua (tra 5° e 40°) m³/h, con una pressione differenziale (caduta di pressione) di 1 bar.
(1 Kv = 0,86 Cv)

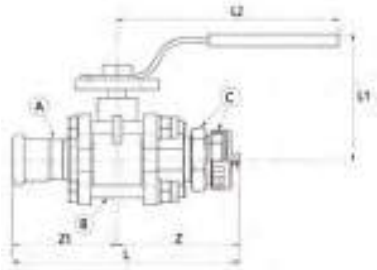

B 10 11

195/008

VALVOLA A SFERA CON PRESA MANICHETTA

- BALL VALVE WITH HOSE CONNECTION
- KUGELHAHN MIT SCHLAUCHANSCHLUSS
- BOISSEAU SPHERIQUE AVEC RACCORD DETUYAU
- VÁLVULA DE BOLA CON CONEXIÓN DELA MANGUERA

MATERIAL: A-B: AISI 316L – 1.4404
C: ottone - brass - Messing - laiton - latón
O-RING: EPDM nero - black - Schwarz - noir - negro

CODE	De mm	L mm	L1 mm	L2 mm	Z mm	Z1 mm	g			€
195015008	15 x 3/4"	131,5	72	151	67,5	64	873	1	10	**224,97**
195022008	22 x 1"	148,5	80	151	73	75,5	1314	1	10	**277,86**

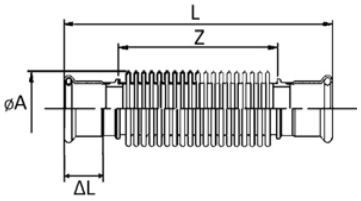

≤54 B 10 11
76÷108 B 10 12

199

COMPENSATORE DI DILATAZIONE

- EXPANSION COMPENSATOR
- WELLENKOMPENSATOR
- COMPENSATEUR D'EXPANSION
- DILATADOR

MATERIAL: AISI 316L – 1.4404
O-RING: EPDM nero - black - Schwarz - noir - negro

CODE	De mm	L mm	Z mm	A mm	g			€
199015000	15	139	71	22	80	1	100	**184,61**
199018000	18	143	74	27	108	1	80	**203,05**
199022000	22	139	68	34	130	1	80	**226,14**
199028000	28	150	73	41	155	1	40	**290,81**
199035000	35	177	90	51	251	1	24	**360,00**
199042000	42	202	107	61	440	1	16	**429,22**
199054000	54	221	113	71	550	1	12	**530,76**
199076000	76,1	278	180	87	1464	1	2	**811,40**
199088000	88,9	314	235	105	1871	1	2	**1002,88**
199108000	108	388	255	131	2845	1	2	**1162,26**

199 - Compensatore di dilatazione - Expansion compensator - Wellenkompensator Compensateur d'expansion - Dilatador

La corsa massima di lavoro non deve superare la corsa nominale sotto indicata / The maximum axial stroke must not exceed the nominal value below indicated
La course axiale maximum ne doit pas dépasser la course nominale indiquée ci-dessous / Der maximale Axialhub darf den unten angegebenen Nennwert nicht überschreiten / El rango máximo de trabajo no debe exceder el rango nominal abajo indicado

Code	DN	Cycles MAX	Temperature °C																			
			20°		40°		60°		80°		100°		120°		140°		160°		180°		200°	
			ΔL (mm)	P (bar)	ΔL (mm)	P (bar)	ΔL (mm)	P (bar)	ΔL (mm)	P (bar)	ΔL (mm)	P (bar)	ΔL (mm)	P (bar)	ΔL (mm)	P (bar)	ΔL (mm)	P (bar)	ΔL (mm)	P (bar)	ΔL (mm)	P (bar)
199 / 15	15		16,0		14,7		13,6		12,6		11,8		11,4		10,9		10,6		10,2		9,9	
199 / 18	18		18,0		16,6		15,3		14,2		13,3		12,8		12,3		11,9		11,5		11,2	
199 / 22	22		20,0		18,4		17,0		15,8		14,8		14,2		13,7		13,2		12,8		12,4	
199 / 28	28	800	22,0	16	20,2	14,5	18,7	13,5	17,4	12,5	16,3	12	15,6	11,5	15,0	11	14,5	10,5	14,1	10,2	13,6	9,5
199 / 35	35		26,0		23,9		22,1		20,5		19,2		18,5		17,8		17,2		16,6		16,1	
199 / 42	42		32,0		29,4		27,2		25,3		23,7		22,7		21,9		21,1		20,5		19,8	
199 / 54	54		36,0		33,1		30,6		28,4		26,6		25,6		24,6		23,8		23,0		22,3	
199 / 76	76		30,0		27,6		25,5		23,7		22,2		21,3		20,5		19,8		19,2		18,6	
199 / 88	89	500	40,0	16	36,8	14,5	34,0	13,5	31,6	12,5	29,6	12	28,4	11,5	27,3	11	26,4	10,5	25,6	10,2	24,8	9,5
199 / 108	108		50,0		46,0		42,5		39,5		37,0		35,5		34,2		33,0		32,0		31,0	

Code	DN	Cycles MAX	Temperature °C																			
			20°		40°		60°		80°		100°		120°		140°		160°		180°		200°	
			ΔL (mm)	P (bar)	ΔL (mm)	P (bar)	ΔL (mm)	P (bar)	ΔL (mm)	P (bar)	ΔL (mm)	P (bar)	ΔL (mm)	P (bar)	ΔL (mm)	P (bar)	ΔL (mm)	P (bar)	ΔL (mm)	P (bar)	ΔL (mm)	P (bar)
199 / 15	15		11,2		10,3		9,5		8,8		8,3		8,0		7,6		7,4		7,2		6,9	
199 / 18	18		12,6		11,6		10,7		10,0		9,3		8,9		8,6		8,3		8,1		7,8	
199 / 22	22		14,0		12,9		11,9		11,1		10,4		9,9		9,6		9,2		9,0		8,7	
199 / 28	28	2900	15,4	16	14,2	14,5	13,1	13,5	12,2	12,5	11,4	12	10,9	11,5	10,5	11	10,2	10,5	9,9	10,2	9,5	9,5
199 / 35	35		18,2		16,7		15,5		14,4		13,5		12,9		12,4		12,0		11,6		11,3	
199 / 42	42		22,4		20,6		19,0		17,7		16,6		15,9		15,3		14,8		14,3		13,9	
199 / 54	54		25,2		23,2		21,4		19,9		18,6		17,9		17,2		16,6		16,1		15,6	
199 / 76	76		21,0		19,3		17,9		16,6		15,5		14,9		14,3		13,9		13,4		13,0	
199 / 88	89	1800	28,0	16	25,8	14,5	23,8	13,5	22,1	12,5	20,7	12	19,9	11,5	19,1	11	18,5	10,5	17,9	10,2	17,4	9,5
199 / 108	108		35,0		32,2		29,8		27,7		25,9		24,9		23,9		23,1		22,4		21,7	

Code	DN	Cycles MAX	Temperature °C																			
			20°		40°		60°		80°		100°		120°		140°		160°		180°		200°	
			ΔL (mm)	P (bar)	ΔL (mm)	P (bar)	ΔL (mm)	P (bar)	ΔL (mm)	P (bar)	ΔL (mm)	P (bar)	ΔL (mm)	P (bar)	ΔL (mm)	P (bar)	ΔL (mm)	P (bar)	ΔL (mm)	P (bar)	ΔL (mm)	P (bar)
199 / 15	15		8,0		7,4		6,8		6,3		5,9		5,7		5,5		5,3		5,1		5,0	
199 / 18	18		9,0		8,3		7,7		7,1		6,7		6,4		6,1		5,9		5,8		5,6	
199 / 22	22		10,0		9,2		8,5		7,9		7,4		7,1		6,8		6,6		6,4		6,2	
199 / 28	28	12000	11,0	16	10,1	14,5	9,4	13,5	8,7	12,5	8,1	12	7,8	11,5	7,5	11	7,3	10,5	7,0	10,2	6,8	9,5
199 / 35	35		13,0		12,0		11,1		10,3		9,6		9,2		8,9		8,6		8,3		8,1	
199 / 42	42		16,0		14,7		13,6		12,6		11,8		11,4		10,9		10,6		10,2		9,9	
199 / 54	54		18,0		16,6		15,3		14,2		13,3		12,8		12,3		11,9		11,5		11,2	
199 / 76	76		15,0		13,8		12,8		11,9		11,1		10,7		10,2		9,9		9,6		9,3	
199 / 88	89	7500	20,0	16	18,4	14,5	17,0	13,5	15,8	12,5	14,8	12	14,2	11,5	13,7	11	13,2	10,5	12,8	10,2	12,4	9,5
199 / 108	108		25,0		23,0		21,3		19,8		18,5		17,8		17,1		16,5		16,0		15,5	

Cycles MAX = Numero di cicli di lavoro - Work cycles number - Anzahl der Zyklen - Nombre de cycles de travail - Número de ciclos de trabajo

ΔL (mm) = Corsa assiale in compressione - Compression axial stroke - Axialhub in Kompression - Course axiale en compression - Carrera axial en compresión

P (bar) = pressione massima di lavoro - Maximum working pressure - maximaler Arbeitsdruck - Pression de travail maximale - Presión máxima de trabajo

B 10 11

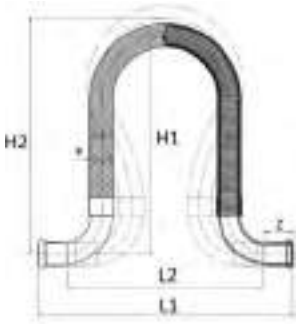

199/001

TUBO FLESSIBILE AD OMEGA

- U-BEND FLEXIBLE PIPE
- FLEXIBLES ECKSTÜCK ZUM EINPRESSEN
- TUBE FLEXIBLE RACCORDS COUDÉS
- FLEXIBLE OMEGA

MATERIAL: AISI 316L – 1.4404
(*): rivestimento / covering / Überzug revêtement / revestimiento AISI 304L – 1.4307
O-RING: EPDM nero - black - Schwarz - noir - negro

CODE	De mm	L1 mm	L2 mm	H1 mm	H2 mm	Z mm	g		€
199015001	15	275	165	165	200	20	245	1	**253,34**
199018001	18	350	170	170	215	20	290	1	**272,89**
199022001	22	380	195	195	236	21	450	1	**310,33**
199028001	28	410	230	230	260	23	615	1	**354,69**
199035001	35	460	255	255	300	26	1080	1	**465,49**
199042001	42	530	295	295	345	30	1455	1	**666,75**
199054001	54	625	370	370	410	35	2310	1	**944,06**

B 10 11

199/002

TUBO FLESSIBILE RETTILINEO

- STRAIGHT FLEXIBLE PIPE
- PANZERSCHLAUCH ZUM EINPRESSEN
- TUBE FLEXIBLE RACCORDS DROIT
- FLEXIBLE RECTO

MATERIAL: AISI 316L – 1.4404
(*): rivestimento / covering / Überzug revêtement / revestimiento AISI 304L – 1.4307
O-RING: EPDM nero - black - Schwarz - noir - negro

CODE	De mm	L mm	Z mm	g		€
199015002	15	500	20	200	1	**187,81**
199018002	18	600	20	310	1	**201,29**
199022002	22	600	21	350	1	**238,17**
199028002	28	700	23	495	1	**251,29**
199035002	35	800	26	980	1	**336,86**
199042002	42	900	30	1280	1	**411,12**
199054002	54	1100	35	2060	1	**610,47**

B 10 11

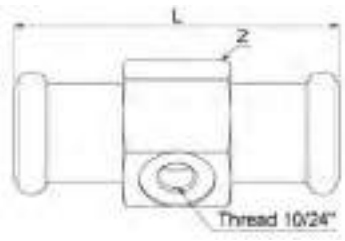

195/007 U

ATTACCO NEBULIZZATORE

- NEBULIZER CONNECTION
- VERNEBLER-ANSCHLUSS
- CONNEXION NÉBULISEUR
- CONEXIÓN NEBULIZADOR

MATERIAL: AISI 316L – 1.4404
O-RING: EPDM nero - black - Schwarz - noir - negro

CODE	De mm	L mm	Z mm	Holes Nr.	g			€
195015017	15	60	24	1 x 10/24"	82	10	200	**21,17**
195015027	15	60	24	2 x 10/24"	80	10	200	**23,98**

B 10 11

195/N

NEBULIZZATORE

- NEBULIZER
- VERNEBLER
- NÉBULISEUR
- NEBULIZADOR

MATERIAL: AISI 304 – 1.4301
O-RING: NBR marrone – brown – Braun – brun – marrón

CODE	Hole µm	DN inch	L1 mm	D mm	L mm	g		€
195000015	15	10/24"	20	9,5	25	10	10	**62,94**
195000020	20	10/24"	20	9,5	25	10	10	**49,47**
195000030	30	10/24"	20	9,5	25	10	10	**40,02**
195000040	40	10/24"	20	9,5	25	10	10	**40,02**
195000050	50	10/24"	20	9,5	25	10	10	**40,02**

Esempio applicazione art. 195/007 U / *Art. 195/007 U application example*

195/007 U — Impianti di nebulizzazione con tubazione Ø 15
Atomization systems with Ø 15 pipes

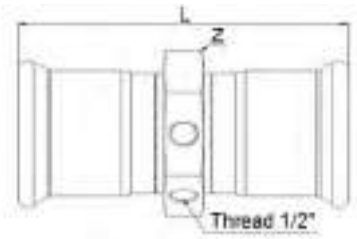

195/007

≤54 B 10 11
76÷108 B 10 12

ATTACCO MULTI STRUMENTO

- MULTIMETER CONNECTION
- MULTI-TOOL-ANSCHLUSS
- CONNEXION MULTI-OUTILLAGE
- CONEXIÓN MULTIPLE HERRAMIENTA

MATERIAL: AISI 316L – 1.4404
O-RING: EPDM nero - black - Schwarz - noir - negro

CODE	De mm	L mm	Z mm	Holes Nr.	g			€
195035007	35	128	60	3 x 1/2"	715	1	10	**126,39**
195042007	42	135	60	3 x 1/2"	645	1	10	**134,84**
195054007	54	135	74	3 x 1/2"	874	1	6	**158,30**
195076007	76,1	189	92	3 x 1/2"	1474	1	3	**355,75**
195088007	88,9	208	106	3 x 1/2"	1874	1	2	**415,04**
195108007	108	240	130	3 x 1/2"	2774	1	1	**483,75**

Con nº 2 tappi maschi ISO 228 per potere chiudere almeno 2 dei 3 attacchi disponibili da ½".
With nº 2 male caps ISO 228 to close at least 2 of the 3 available attacks of ½".
Mit n º 2 männlich Kappen ISO 228 mindestens 2 der 3 verfügbaren Angriffe von ½" zu schließen.
Avec n º 2 mâle casquettes ISO 228 pour fermer au moins 2 des 3 attaques disponibles de ½".
Con n º 2 casquillos macho ISO 228 para cerrar al menos 2 de los 3 ataques disponibles de ½".

Esempio applicazione art. 195/007 / Art. 195/007 application example

195/007 Attacco multi strumento (manometri, termometri, etc.)
Multiple purpose instrument inlet (manometers, thermometers, etc.)

Certificazioni / Certifications

	DVGW	EDELSTAHLROHR "INOXPRES" - 1.4404	DV-7301BM 3426 (GW 541)	Ø 15 – 108 mm
	DVGW	PRODUKTE DER GASVERSORGUNG	DG-8531CL0163 (G 5614 / ZP4500)	Ø 15 – 108 mm
	ÖVGW	UNLÖSBARE ROHRVERBINDUNGEN FÜR METALLENE GASLEITUNGEN PRESSVERBINDER AUS EDELSTAHL FÜR EDELSTAHLROHRE = INOXPRES® GAS =	G 2.827 (QS-G 100, QS-G 314)	Ø 15 – 108 mm
	ÖVGW	UNLÖSBARE ROHRVERBINDUNGEN FÜR METALLENE GASLEITUNGEN PRESSVERBINDER AUS EDELSTAHL FÜR EDELSTAHLROHRE = INOXPRES® GAS =	G 2.827 (QS-G 100, QS-G 314)	Ø 15 – 108 mm
	SVGW	UNLÖSBARE ROHRVERBINDUNGEN PRESSVERBINDUNGS-SYSTEM AUS EDELSTAHL INOXPRES GAS	05-088-6 (G 5614)	Ø 15 – 54 mm
		RACCORDI A PRESSARE PER GAS - PLUMBING FITTINGS FOR GASES	CA06-00231	Ø 15 – 54 mm
		STAINLESS STEEL GAS PRESSFITTINGS FOR STAINLESS STEEL PIPES	C-16-3743-A	Ø 15 – 54 mm

Campi di applicazione / Fields of application

inoxPRES® GAS

Gas metano / GPL / Idrogeno
Natural gas / LPG / Hydrogen

inoxPRES® GAS **O-ring HNBR**

Giallo | Yellow | Gelb | Jaune | Amarillo



SCOPRI LA GAMMA
inoxPRES® GAS
DISCOVER THE RANGE

I prezzi dei tubi sono validi fino a nuova comunicazione.
Pipe prices are valid until new update.
Die Rohrpreise gelten bis auf weiteres .
Les prix des tubes sont valables jusqu'à nouvelle communication.
Los precios de las tuberías son válidos hasta nueva comunicación.

116/200

≤54 B 30 31
76÷108 B 30 32

TUBO IN ACCIAIO INOSSIDABILE

- STAINLESS STEEL PIPE
- EDELSTAHL ROHR
- TUBE EN ACIER INOXYDABLE
- TUBO DE ACERO INOXIDABLE

NORM: EN 10217-7 (DIN 17455) - EN 10312

Mat. Nr.: 1.4404 (AISI 316L) L=6 m
Crudo - Not annealed - Ungeglüht - Non-hypertrempé - Crudo

CODE	Dimensions mm x mm	Ø int mm	L m	kg/m	Volume l/m	Minimum package m	Bundle m	€/m
116015200	15 x 1,0	13	6	0,351	0,133	60	1014	20,01
116018200	18 x 1,0	16	6	0,426	0,201	60	1014	22,75
116022200	22 x 1,2	19,6	6	0,625	0,302	60	762	31,71
116028200	28 x 1,2	25,6	6	0,805	0,514	30	546	40,02
116035200	35 x 1,5	32	6	1,258	0,804	30	546	60,46
116042200	42 x 1,5	39	6	1,521	1,194	30	366	72,23
116054200	54 x 1,5	51	6	1,972	2,042	30	366	92,78
116076200	76,1 x 2,0	72,1	6	3,711	4,080	6	114	166,62
116088200	88,9 x 2,0	84,9	6	4,352	5,660	6	114	192,88
116108200	108 x 2,0	104	6	5,308	8,490	6	114	237,25

I prezzi dei tubi sono validi fino a nuova comunicazione.
Pipe prices are valid until new update.
Die Rohrpreise gelten bis auf weiteres .
Les prix des tubes sont valables jusqu'à nouvelle communication.
Los precios de las tuberías son válidos hasta nueva comunicación.

116/300

≤54 B 30 31
76÷108 B 30 32

TUBO IN ACCIAIO INOSSIDABILE

- STAINLESS STEEL PIPE
- EDELSTAHL ROHR
- TUBE EN ACIER INOXYDABLE
- TUBO DE ACERO INOXIDABLE

NORM: EN 10217-7 (DIN 17455) - EN 10312

Mat. Nr.: 1.4404 (AISI 316L) L=6 m
Ricotto - Annealed - Geglüht - Hypertrempé - Recocido

CODE	Dimensions mm x mm	Ø int mm	L m	kg/m	Volume l/m	Minimum package m	Bundle m	€/m
116015300	15 x 1,0	13	6	0,351	0,133	60	1014	30,53
116018300	18 x 1,0	16	6	0,426	0,201	60	1014	32,80
116022300	22 x 1,2	19,6	6	0,625	0,302	60	762	44,01
116028300	28 x 1,2	25,6	6	0,805	0,514	30	546	53,99
116035300	35 x 1,5	32	6	1,258	0,804	30	546	79,56
116042300	42 x 1,5	39	6	1,521	1,194	30	366	95,40
116054300	54 x 1,5	51	6	1,972	2,042	30	366	120,97
116076300	76,1 x 2,0	72,1	6	3,711	4,080	6	114	201,78
116088300	88,9 x 2,0	84,9	6	4,352	5,660	6	114	236,78
116108300	108 x 2,0	104	6	5,308	8,490	6	114	290,59

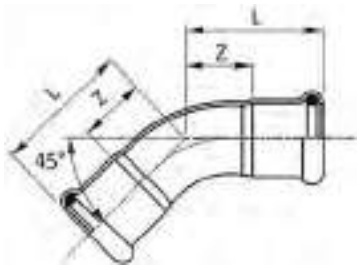

181/450 G

≤54 B 10 13
76÷108 B 10 14

CURVA 45° FF

- 45° ELBOW FF
- BOGEN 45° II
- COUDE FF 45°
- CURVA 45° HH

MATERIAL: AISI 316L – 1.4404
O-RING: HNBR giallo - yellow - Gelb - jaune - amarillo

CODE	De mm	Radius	L mm	Z mm	g			€
181015450CG	15	1,2 De	27,5	7,5	39	4	200	17,65
181018450CG	18	1,2 De	29,5	9,5	48	4	200	19,53
181022450CG	22	1,2 De	32	11	63	4	100	22,69
181028450CG	28	1,2 De	37	14	90	4	100	27,29
181035450G	35	1,2 De	43	17	127	1	40	32,26
181042450G	42	1,2 De	51	21	177	1	30	52,27
181054450G	54	1,2 De	62	30	273	1	20	67,09
181076450G	76,1	1,2 De	131,5	76,5	900	1	2	228,71
181088450G	88,9	1,2 De	144	84	1250	1	2	272,53
181108450G	108	1,2 De	169	94	1700	1	2	371,64

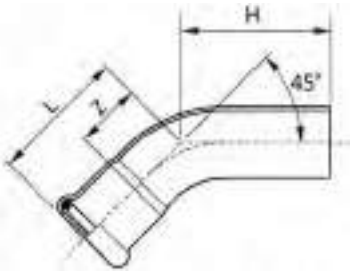

181/451 G

≤54 B 10 13
76÷108 B 10 14

CURVA 45° MF

- 45° ELBOW MF
- BOGEN 45° IA
- COUDE MF 45°
- CURVA 45° HM

MATERIAL: AISI 316L – 1.4404
O-RING: HNBR giallo - yellow - Gelb - jaune - amarillo

CODE	De mm	Radius	L mm	H mm	Z mm	g			€
181015451CG	15	1,2 De	27,5	36	7,5	38	4	200	17,65
181018451CG	18	1,2 De	29,5	38	9,5	47	4	200	18,89
181022451CG	22	1,2 De	32	42	11	63	4	100	21,41
181028451CG	28	1,2 De	37	46	14	90	4	100	25,48
181035451G	35	1,2 De	43	57,5	17	132	1	40	30,07
181042451G	42	1,2 De	51	72	21	196	1	30	50,36
181054451G	54	1,2 De	62	82	26	296	1	20	64,51
181076451G	76,1	1,2 De	131,5	149	76,5	900	1	2	209,84
181088451G	88,9	1,2 De	144	159	84	1250	1	2	250,49
181108451G	108	1,2 De	169	199	94	1700	1	2	342,12

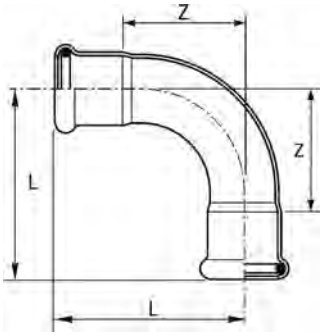

181/900 G

≤54 B 10 13
76÷108 B 10 14

CURVA 90° FF

- 90° ELBOW FF
- BOGEN 90° II
- COUDE FF 90°
- CURVA 90° HH

MATERIAL: AISI 316L – 1.4404
O-RING: HNBR giallo - yellow - Gelb - jaune - amarillo

CODE	De mm	Radius	L mm	Z mm	g			€
181015900CG	15	1,2 De	38	18	46	4	200	13,46
181018900CG	18	1,2 De	41,5	21,5	58	4	160	15,40
181022900CG	22	1,2 De	47	26	78	4	100	18,60
181028900CG	28	1,2 De	56	33	116	4	60	24,77
181035900G	35	1,2 De	68	42	162	1	40	40,15
181042900G	42	1,2 De	80	50	231	1	25	68,94
181054900G	54	1,2 De	100	64	367	1	18	96,18
181076900G	76,1	1,2 De	160	105	1150	1	2	232,71
181088900G	88,9	1,2 De	182	122	1580	1	2	283,06
181108900G	108	1,2 De	220	145	2250	1	2	386,09

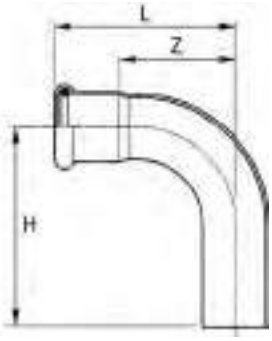

181/901 G

≤54 B 10 13
76÷108 B 10 14

CURVA 90° MF

- 90° ELBOW MF
- BOGEN 90° IA
- COUDE MF 90°
- CURVA 90° HM

MATERIAL: AISI 316L – 1.4404
O-RING: HNBR giallo - yellow - Gelb - jaune - amarillo

CODE	De mm	Radius	L mm	H mm	Z mm	g			€
181015901CG	15	1,2 De	38	48	18	46	4	200	14,14
181018901CG	18	1,2 De	41,5	48,5	21,5	56	4	160	16,04
181022901CG	22	1,2 De	47	57	26	79	4	100	19,23
181028901CG	28	1,2 De	56	64	33	115	4	60	24,15
181035901G	35	1,2 De	68	82	42	176	1	40	36,75
181042901G	42	1,2 De	80	101	50	253	1	25	66,75
181054901G	54	1,2 De	100	120	64	390	1	18	96,72
181076901G	76,1	1,2 De	160	180	105	1150	1	2	239,31
181088901G	88,9	1,2 De	182	197	122	1580	1	2	291,16
181108901G	108	1,2 De	220	236	145	2250	1	2	397,12

B 10 13

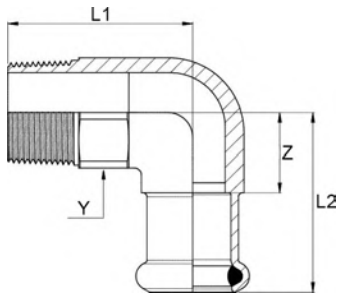

197 G

GOMITO MISTO 90° FILETTO M

- ELBOW ADAPTER 90° WITH MALE THREAD
- ÜBERGANGSWINKEL 90° AG
- EQUERRE 90° AVEC FILETAGE M
- CODO MACHO

MATERIAL: AISI 316L – 1.4404
O-RING: HNBR giallo - yellow - Gelb - jaune - amarillo
THREAD: EN 10226-1 (ex ISO 7/1)

CODE	De x R mm x inch	L1 mm	L2 mm	Z mm	Y mm	g			€
197102015G	15 x 1/2"	37	36	16	22	87	4	100	28,53
197102018G	18 x 1/2"	37	36	16	22	93	4	100	32,65
197304022G	22 x 3/4"	44	43	22	28	164	4	60	41,84
197304028G	28 x 3/4"	44	45	22	28	195	4	60	55,80
197100028G	28 x 1"	56	50	27	36	332	4	60	56,34
197114035G	35 x 1"1/4	63	76,5	50,5	46	476	1	40	71,56
197112042G	42 x 1"1/2	67,5	80	50	50	533	1	30	120,44
197200054G	54 x 2"	78,5	91,5	56	65	899	1	15	152,98

B 10 13

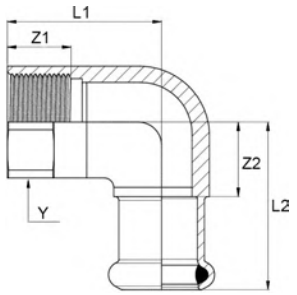

198 G

GOMITO MISTO 90° FILETTO F

- ELBOW ADAPTER 90° WITH FEMALE THREAD
- ÜBERGANGSWINKEL 90° IG
- EQUERRE 90° AVEC FILETAGE F
- CODO HEMBRA

MATERIAL: AISI 316L – 1.4404
O-RING: HNBR giallo - yellow - Gelb - jaune - amarillo
THREAD: EN 10226-1 (ex ISO 7/1)

CODE	De x Rp mm x inch	L1 mm	L2 mm	Z1 mm	Z2 mm	Y mm	g			€
198102015G	15 x 1/2"	33	36	15	16	24	92	4	100	30,10
198102018G	18 x 1/2"	33	36	15	16	24	99	4	100	34,58
198304022G	22 x 3/4"	38	43	19	22	30	154	4	60	42,19
198102028G	28 x 1/2"	33	39	15	16	24	126	4	60	41,16
198100028G	28 x 1"	48	50	21	27	38	309	4	60	55,09
198114035G	35 x 1"1/4	48	76,5	21	50,5	46	379	1	30	90,78
198112042G	42 x 1"1/2	51	80	21	50	50	390	1	25	98,89
198200054G	54 x 2"	66	92	26	56	65	749	1	10	115,30

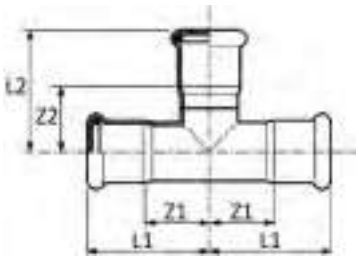

182 G

≤54 B 10 13
76÷108 B 10 14

"T"

- EQUAL TEE
- T-STÜCK
- TÉ ÉGAL
- TE IGUAL HHH

MATERIAL: AISI 316L – 1.4404
O-RING: HNBR giallo - yellow - Gelb - jaune - amarillo

CODE	De mm	L1 mm	L2 mm	Z1 mm	Z2 mm	g			€
182015000G	15	34	39	14	19	67	4	100	24,65
182018000G	18	37	41	16	21	80	4	100	28,33
182022000G	22	39	45	18	24	106	4	100	29,82
182028000G	28	44	50	21	27	145	4	60	35,86
182035000G	35	51	57	25	31	201	1	35	44,68
182042000G	42	59	65	28	35	260	1	20	63,19
182054000G	54	70	77	34	42	404	1	16	75,34
182076000G	76,1	108	118	53	63	1275	1	2	436,78
182088000G	88,9	132	131	72	71	1535	1	2	478,23
182108000G	108	155	160	80	85	2115	1	2	589,44

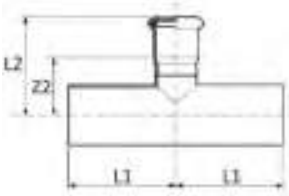

188 G

B 10 13

"T" RIDOTTO MFM

- REDUCING TEE MFM
- T-STÜCK MIT REDUZIERTEM ABGANG A/I/A
- TÉ RÉDUIT MFM
- TE REDUCIDA MHM

MATERIAL: AISI 316L – 1.4404
O-RING: HNBR giallo - yellow - Gelb - jaune - amarillo

CODE	De mm	L1 mm	L2 mm	Z2 mm	g			€
188028022G	28 x 22 x 28	52,5	47	26	138	4	48	54,54
188035022G	35 x 22 x 35	60	50,5	29,5	185	1	30	61,59
188035028G	35 x 28 x 35	60	53,5	30,5	193	1	30	67,32
188042028G	42 x 28 x 42	69	57	34	256	1	20	74,72
188054028G	54 x 28 x 28	73,5	64,5	41,5	334	1	16	84,75

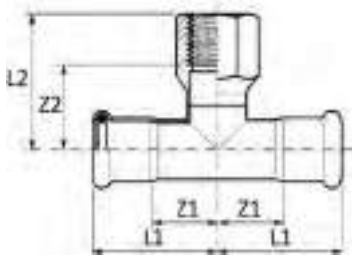

189 G

≤54 B 10 13
76÷108 B 10 14

"T" CON DERIVAZIONE FILETTO F

- BRANCH TEE FEMALE BSP OUTLET
- T-STÜCK MIT ABGANG IG
- TÉ MIXTE AVEC FILETAGE F
- TE HEMBRA ROSCADA

MATERIAL: AISI 316L – 1.4404
O-RING: HNBR giallo - yellow - Gelb - jaune - amarillo
THREAD: EN 10226-1 (ex ISO 7/1)

CODE		De x Rp x De mm x inch x mm	L1 mm	L2 mm	Z1 mm	Z2 mm	g			€
189102015G	*	15 x 1/2" x 15	36,5	22,5	16,5	8,5	117	4	100	27,26
189102018G	*	18 x 1/2" x 18	36	24	16	10	128	4	100	27,94
189304018G	*	18 x 3/4" x 18	38,5	26	18,5	11	147	4	100	34,07
189102022G	*	22 x 1/2" x 22	39	26	18	12	159	4	100	29,89
189304022G	*	22 x 3/4" x 22	41,5	30	20,5	14	184	4	100	34,12
189102028G	*	28 x 1/2" x 28	44	29	21	15	217	4	80	32,90
189304028G	*	28 x 3/4" x 28	44	30	21	14	221	4	60	39,08
189102035G		35 x 1/2" x 35	51	51	25	36	197	1	35	39,43
189304035G		35 x 3/4" x 35	51	54	25	37	205	1	30	47,79
189102042G		42 x 1/2" x 42	59	54	29	39	271	1	25	48,82
189304042G		42 x 3/4" x 42	59	57	29	41	277	1	25	53,51
189102054G		54 x 1/2" x 54	70	61	34	46	377	1	14	59,03
189304054G		54 x 3/4" x 54	70	64	34	48	391	1	14	63,98
189200054G		54 x 2" x 54	70	81	34	55	838	1	10	125,92
189304076G		76,1 x 3/4" x 76,1	108	77	53	60	1040	1	2	382,27
189200076G		76,1 x 2" x 76,1	108	93	53	67	1495	1	2	418,01
189304088G		88,9 x 3/4" x 88,9	132	84	72	67	1255	1	2	412,38
189200088G		88,9 x 2" x 88,9	132	100	72	74	1720	1	2	434,07
189304108G		108 x 3/4" x 108	155	94	80	77	1700	1	2	505,42
189200108G		108 x 2" x 108	155	110	80	84	2160	1	2	535,81

(*) senza saldatura - seamless - nahtlos - sans soudure - sin soldadura

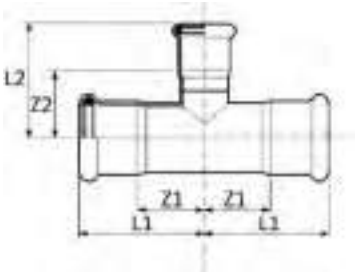

192 G

≤54 B 10 13
76÷108 B 10 14

"T" RIDOTTO

- REDUCING TEE
- T-STÜCK MIT REDUZIERTEM ABGANG
- TÉ RÉDUIT
- TE REDUCIDA HHH

MATERIAL: AISI 316L – 1.4404
O-RING: HNBR giallo - yellow - Gelb - jaune - amarillo

CODE	De mm	L1 mm	L2 mm	Z1 mm	Z2 mm	g			€
192018015G	18 x 15 x 18	37	41	16	21	80	4	100	**23,87**
192022015G	22 x 15 x 22	39	43	18	23	95	4	100	**24,97**
192022018G	22 x 18 x 22	39	44	18	23	98	4	100	**26,28**
192028015G	28 x 15 x 28	44	46	21	26	126	4	60	**29,71**
192028018G	28 x 18 x 28	44	46	21	26	130	4	60	**31,10**
192028022G	28 x 22 x 28	44	47	21	26	135	4	50	**33,16**
192035015G	35 x 15 x 35	51	49	25	29	158	1	40	**39,54**
192035018G	35 x 18 x 35	51	50	25	30	163	1	40	**39,30**
192035022G	35 x 22 x 35	51	51	25	30	167	1	40	**40,48**
192035028G	35 x 28 x 35	51	54	25	31	171	1	35	**42,14**
192042022G	42 x 22 x 42	59	54	29	33	237	1	20	**58,03**
192042028G	42 x 28 x 42	59	57	29	34	243	1	20	**59,38**
192042035G	42 x 35 x 42	59	61	29	35	272	1	20	**60,68**
192054022G	54 x 22 x 54	70	62	34	41	340	1	15	**65,38**
192054028G	54 x 28 x 54	70	65	34	42	345	1	15	**66,68**
192054035G	54 x 35 x 54	70	68	34	42	361	1	15	**68,01**
192054042G	54 x 42 x 54	70	72	34	42	376	1	15	**72,84**
192076054G	76,1 x 54 x 76,1	108	91	53	55	1065	1	2	**456,14**
192088028G	88,9 x 28 x 88,9	132	84	72	61	1225	1	2	**383,17**
192088054G	88,9 x 54 x 88,9	132	98	72	63	1280	1	2	**466,91**
192088076G	88,9 x 76,1 x 88,9	132	125	72	70	1485	1	2	**497,94**
192108028G	108 x 28 x 108	155	94	80	71	1670	1	2	**407,81**
192108076G	108 x 76,1 x 108	155	135	80	80	1930	1	2	**533,14**
192108088G	108 x 88,9 x 108	155	141	80	81	1965	1	2	**615,89**

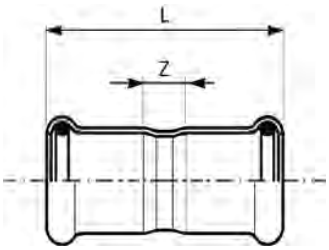

183/000 G

≤54 B 10 13
76÷108 B 10 14

MANICOTTO

- COUPLING
- MUFFE
- MANCHON
- MANGUITO HH

MATERIAL: AISI 316L – 1.4404
O-RING: HNBR giallo - yellow - Gelb - jaune - amarillo

CODE	De mm	L mm	Z mm	g			€
183015000G	15	49	9	35	4	200	9,47
183018000G	18	50	10	42	4	200	10,79
183022000G	22	53	11	54	4	200	12,42
183028000G	28	56	10	71	4	100	14,22
183035000G	35	63	10	97	1	50	17,99
183042000G	42	72	12	136	1	40	24,38
183054000G	54	83	13	198	1	30	30,18
183076000G	76,1	142	32	635	1	4	147,05
183088000G	88,9	166	46	765	1	4	167,99
183108000G	108	203	41	1170	1	2	213,63

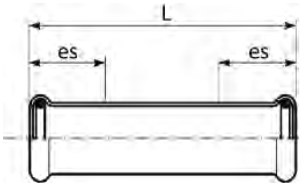

183/001 G

≤54 B 10 13
76÷108 B 10 14

MANICOTTO PASSANTE

- SLIP COUPLING
- SCHIEBEMUFFE
- MANCHON LONG
- MANGUITO SIN TOPE

MATERIAL: AISI 316L – 1.4404
O-RING: HNBR giallo - yellow - Gelb - jaune - amarillo

CODE	De mm	L mm	es mm	g			€
183015001G	15	81	25	56	4	200	18,77
183018001G	18	81	25	66	4	200	19,58
183022001G	22	84,5	25	83	4	200	22,72
183028001G	28	92	30	114	4	100	28,49
183035001G	35	102,5	30	153	1	50	36,63
183042001G	42	117,5	40	217	1	40	45,64
183054001G	54	139	40	321	1	30	58,41
183076001G	76,1	230	60	940	1	2	412,15
183088001G	88,9	260	70	1240	1	2	468,29
183108001G	108	310	80	1835	1	2	579,30

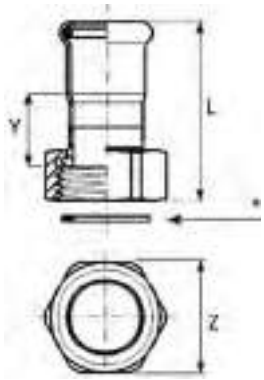

B 10 13

183/002 G

MANICOTTO CON DADO FOLLE

- VALVE CONNECTOR
- ANSCHLUSSVERSCHRAUBUNG
- RACCORD ÉCROU LIBRE
- RÁCOR DOS PIEZAS

MATERIAL: AISI 316L – 1.4404
O-RING: HNBR giallo - yellow - Gelb - jaune - amarillo
GASKET: (*): HNBR giallo - yellow - Gelb - jaune - amarillo
THREAD: ISO 228/1 (ex DIN 259)

CODE	De x G mm x inch	L mm	Z mm	Y mm	Gasket mm	g			€
183015012G	15 x 1/2"	48,5	27	23	18x10 thk 2,5	83	4	100	28,18
183015002G	15 x 3/4"	50	30	26	24x14 thk 2,5	66	4	120	28,50
183018012G	18 x 1/2"	49	27	23,5	18x10 thk 2,5	91	4	100	31,19
183018002G	18 x 3/4"	50	30	23	24x14 thk 2,5	65	4	100	31,23
183022012G	22 x 3/4"	50	30	19,5	24x14 thk 2,5	78	4	100	36,64
183022002G	22 x 1"	52	36	23	30x20 thk 2,5	87	4	100	36,63
183028012G	28 x 1"	52	36	19,5	30x20 thk 2,5	105	4	100	45,44
183028002G	28 x 1"1/4	57	46	25	39x27 thk 2,5	136	4	100	45,44
183035012G	35 x 1"1/4	57,5	46	20,5	39x27 thk 2,5	163	1	50	51,59
183035002G	35 x 1"1/2	63	52	26	44,5x34 thk 2,5	186	1	50	51,59
183042022G	42 x 1"1/2	63,5	52	21	44,5x34 thk 2,5	217	1	30	69,61
183042012G	42 x 1"3/4	68	58	27	50,5x40 thk 2,5	223	1	30	69,61
183042002G	42 x 2"	68	64	27	56x42 thk 2,5	266	1	30	91,55
183054022G	54 x 2"	72	67	23	56x42 thk 2,5	301	1	30	83,84
183054012G	54 x 2"3/8	77	75	30	65,5x53,5 thk 3	375	1	20	93,64
183054002G	54 x 2"1/2	77	81	30	71,5x53 thk 3	439	1	20	130,89

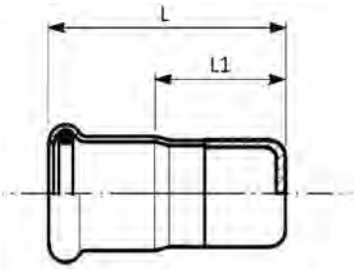

≤54 B 10 13
76÷108 B 10 14

183/003 G

TAPPO DI CHIUSURA

- STOP END
- VERSCHLUSSKAPPE
- BOUCHON D'OBTURATION
- TAPÓN

MATERIAL: AISI 316L – 1.4404
O-RING: HNBR giallo - yellow - Gelb - jaune - amarillo

CODE	De mm	L mm	L1 mm	g			€
183015003G	15	26	5	26	4	200	13,38
183018003G	18	26	5	32	4	200	13,93
183022003G	22	27	5	43	4	200	16,19
183028003G	28	29	5	61	4	100	22,27
183035003G	35	52	26	95	1	50	27,19
183042003G	42	56	26	126	1	40	39,01
183054003G	54	62	27	185	1	35	46,01
183076003G	76,1	93	38	540	1	10	102,79
183088003G	88,9	102	42	654	1	10	122,33
183108003G	108	117	42	935	1	2	160,97

B 10 13

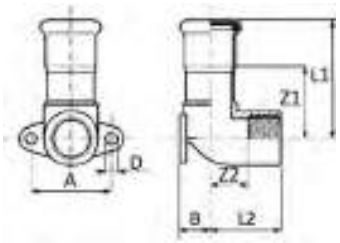

185/000 G

GOMITO MISTO 90° FF

- WALL PLATE ELBOW 90° FF
- DECKENWINKEL 90° I/I
- EQUERRE 90° FF
- CODO PLACA HH

MATERIAL: AISI 316L – 1.4404
O-RING: HNBR giallo - yellow - Gelb - jaune - amarillo
THREAD: EN 10226-1 (ex ISO 7/1)

CODE	De x Rp mm x inch	L1 mm	L2 mm	Z1 mm	Z2 mm	A mm	B mm	D mm	g			€
185102015G	15 x 1/2"	50	30	30	17	34	13	5	98	4	100	**33,62**
185102018G	18 x 1/2"	51	30	31	17	34	13	5	109	4	100	**34,85**
1853040022G	22 x 3/4"	55	34	34	19	40	17	6	166	4	100	**50,08**

B 10 13

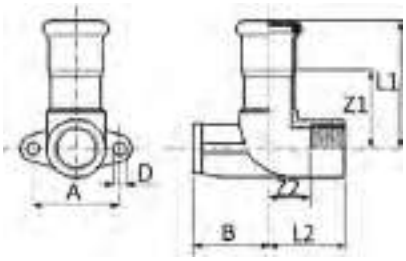

185/001 G

GOMITO MISTO 90° FF CON DISTANZIALE

- EXTENSION WALL PLATE ELBOW 90° FF
- DECKENWINKEL 90°/W - I/I
- EQUERRE 90° FF AVEC SUPPORT D'AVENCEMENT
- CODO PLACA HH CON ESPACIADOR

MATERIAL: AISI 316L – 1.4404
O-RING: HNBR giallo - yellow - Gelb - jaune - amarillo
THREAD: EN 10226-1 (ex ISO 7/1)

CODE	De x Rp mm x inch	L1 mm	L2 mm	Z1 mm	Z2 mm	A mm	B mm	D mm	g			€
185100122G	22 x 1"	59	35	38	15	50	30	6,5	252	4	48	**55,66**
185100128G	28 x 1"	62	35	39	15	50	30	6,5	264	4	48	**55,66**

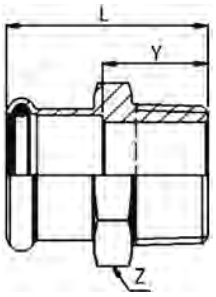

187 G

≤54 B 10 13
76÷108 B 10 14

MANICOTTO MISTO FILETTO M

- MALE ADAPTER
- ÜBERGANGSSTÜCK MIT AG
- RACCORD AVEC FILETAGE MALE
- UNIÓN MACHO

MATERIAL: AISI 316L – 1.4404
O-RING: HNBR giallo - yellow - Gelb - jaune - amarillo
THREAD: EN 10226-1 (ex ISO 7/1)

CODE	De x R mm x inch	L mm	Z mm	Y mm	g			€
187308015G	15 x 3/8"	38	24	18	58.0	4	200	23,08
187102015G	15 x 1/2"	41	24	21	107.0	4	200	23,85
187304015G	15 x 3/4"	43	30	23	60.0	4	200	24,24
187102018G	18 x 1/2"	41	27	21	99.0	4	200	25,97
187304018G	18 x 3/4"	44	30	24	86.0	4	100	26,63
187102022G	22 x 1/2"	42	32	21	88.0	4	100	28,23
187304022G	22 x 3/4"	44	32	23	156.0	4	100	29,26
187100022G	22 x 1"	46	36	25	118.0	4	100	34,78
187304028G	28 x 3/4"	47	38	24	129.0	4	100	39,65
187100028G	28 x 1"	48	38	25	269.0	4	100	42,15
187114028G	28 x 1"1/4	53	46	30	170.0	4	48	51,54
187100035G	35 x 1"	52	45	25	201.0	1	50	47,93
187114035G	35 x 1"1/4	55	46	28	296.0	1	50	55,70
187112035G	35 x 1"1/2	55	50	28	263.0	1	50	65,70
187114042G	42 x 1"1/4	59	55	28	256.0	1	40	74,65
187112042G	42 x 1"1/2	59	55	28	371.0	1	40	80,96
187112054G	54 x 1"1/2	65	65	29	391.0	1	40	108,07
187200054G	54 x 2"	71	65	35	362.0	1	32	113,75
187212076G	76,1 x 2"1/2	98	83	43	769.0	1	8	479,52
187300088G	88,9 x 3"	111	98	51	1218.0	1	4	716,45
187400108G	108 x 4"	132	118	57	1842.0	1	2	824,78

B 10 13

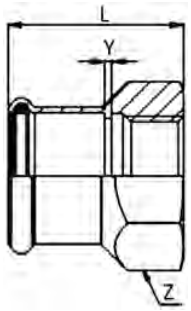

190 G

MANICOTTO MISTO FILETTO F

- FEMALE ADAPTER
- ÜBERGANGSSTÜCK MIT IG
- RACCORD AVEC FILETAGE FEMELLE
- UNIÓN HEMBRA

MATERIAL: AISI 316L – 1.4404
O-RING: HNBR giallo - yellow - Gelb - jaune - amarillo
THREAD: EN 10226-1 (ex ISO 7/1)

CODE	De x Rp mm x inch	L mm	Z mm	Y mm	g			€
190102015G	15 x 1/2"	38	27	2	63.0	4	100	25,69
190304015G	15 x 3/4"	39	32	2	76.0	4	100	26,83
190102018G	18 x 1/2"	38	27	2	65.0	4	100	27,10
190304018G	18 x 3/4"	39	32	2	77.0	4	100	28,35
190102022G	22 x 1/2"	39	32	2	99.0	4	100	28,79
190304022G	22 x 3/4"	40	32	2	79.0	4	100	33,76
190100022G	22 x 1"	43	41	2	142.0	4	100	39,88
190304028G	28 x 3/4"	42	38	2	129.0	4	100	38,54
190100028G	28 x 1"	45	41	2	139.0	4	100	52,79
190114028G	28 x 1"1/4	48	46	2	143.0	4	60	58,65
190100035G	35 x 1"	49	46	2	207.0	1	50	50,80
190114035G	35 x 1"1/4	52	46	2	156.0	1	40	57,58
190112035G	35 x 1"1/2	52	55	2	237.0	1	40	65,87
190114042G	42 x 1"1/4	56	55	2	309.0	1	40	65,16
190112042G	42 x 1"1/2	56	55	2	243.0	1	40	89,78
190112054G	54 x 1"1/2	60	65	1	438.0	1	30	97,79
190200054G	54 x 2"	65	65	2	317.0	1	25	133,68

≤54 B 10 13
76÷108 B 10 14

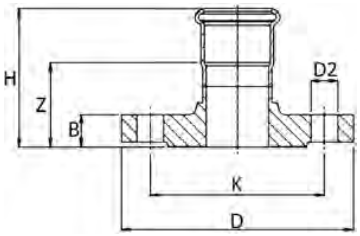

193 G

MANICOTTO FLANGIATO

- ADAPTOR FLANGE
- ÜBERGANGSFLANSCH
- BRIDE DE RACCORDEMENT
- BRIDA ADAPTADOR

PN 16

MATERIAL: AISI 316L – 1.4404
O-RING: HNBR giallo - yellow - Gelb - jaune - amarillo

CODE	De mm	DN flg	H mm	Z mm	B mm	D mm	D2 mm	Holes Nr.	K mm	g			€
193015000G	15	15	55	35	14	95	14	4	65	660	1	20	106,48
193018000G	18	15	55,5	35,5	14	95	14	4	65	660	1	20	109,47
193022000G	22	20	58,5	37,5	16	105	14	4	75	945	1	14	127,29
193028000G	28	25	61,5	38,5	16	115	14	4	85	1140	1	10	155,66
193035000G	35	32	65,5	39,5	16	140	18	4	100	1640	1	6	219,65
193042000G	42	40	69	39	16	150	18	4	110	1800	1	6	257,74
193054000G	54	50	78	42	18	165	18	4	125	2450	1	4	317,81
193076000G	76,1	65	105	50	18	185	18	4	145	3184	1	2	519,87
193088000G	88,9	80	116	56	20	200	18	8	160	3950	1	2	620,28
193108000G	108	100	132	57	20	220	18	8	180	4729	1	2	738,41

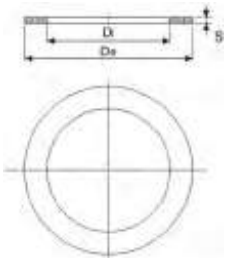

R 30 30

434/PN10-16 GAS

GUARNIZIONE ECOLOGICA PER FLANGE

- GASKET FOR FLANGE
- FLANSCHDICHTUNG
- JOINT POUR BRIDE
- JUNTA ECOLÓGICA PARA BRIDA

PN 10/16

MATERIAL: NA 1100 - asbestos free
NORM: EN 1092-1

CODE	DN	De mm	Di mm	S mm	g		€
434015000G	15 - (1/2")	50	20	2	6	10	**2,98**
434020000G	20 - (3/4")	60	25	2	8	10	**3,73**
434025000G	25 - (1")	70	30	2	10	10	**4,78**
434032000G	32 - (1"1/4)	82	38	2	14	10	**5,82**
434040000G	40 - (1"1/2)	92	45	2	17	10	**7,77**
434050000G	50 - (2")	108	57	2	22	10	**9,57**
434065000G	65 - (2"1/2)	127	76	2	27	10	**12,38**
434080000G	80 - (3")	142	89	2	30	10	**14,84**
434100000G	100 - (4")	162	108	2	38	10	**17,43**

NA 1100 - esente amianto: fibre di carbonio e grafite legate con gomma NBR indicata per uso universale con alte temperature e pressioni elevate.
IMPIEGHI: adatta per la tenuta con i derivati del petrolio, acqua, vapori saturi, solventi, gas e prodotti chimici in generale
LIMITI DI IMPIEGO ORIENTATIVI
Standard 250ºC / 70 bar
Vapore saturo 250ºC / 40 bar
Massimi 450ºC / 130 bar
OMOLOGAZIONI: DVGW per tenuta gas secondo DIN 3535 p. 6 - KTW per guarnizioni a contatto con acqua potabile

NA 1100 - asbestos-free: carbon fibers and graphite bonded with NBR rubber suitable for universal use with high temperatures and high pressures.
APPLICATIONS: suitable for sealing with petroleum derivatives, water, saturated steam, solvents, gases and chemical products in general.
GUIDELINE LIMITS
Standard 250º C / 70 bar
Saturated steam 250º C / 40 bar
Maximum 450º C / 130 bar
APPROVALS: DVGW for gas -DIN 3535 p. 6 - KTW for gaskets in contact with drinking water

B 10 13

184/002 G

BOCCHETTONE SEDE PIANA FILETTO M

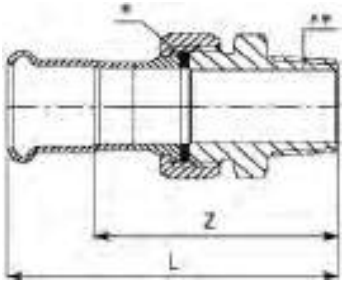

- STRAIGHT MALE UNION CONNECTOR
- DURCHGANGSVERSCHRAUBUNG MIT AUSSENGEWINDE
- RACCORD UNION FILETÉ
- RÁCOR 3 PIEZAS ROSCADO MACHO

MATERIAL: AISI 316L – 1.4404
FITTING: (**): ottone - brass - Messing - laiton - latón
O-RING: HNBR giallo - yellow - Gelb - jaune - amarillo
GASKET: (*): HNBR giallo - yellow - Gelb - jaune - amarillo
THREAD: EN 10226-1 (ex ISO 7/1)

CODE	De x R mm x inch	L mm	Z mm	Gasket mm	g			€
184015002G	15 x 1/2"	77	56	24x14 thk 2,5	142	4	140	**50,47**
184018002G	18 x 1/2"	77	56	24x14 thk 2,5	144	4	120	**57,45**
184022122G	22 x 1/2"	79	54	30x20 thk 2,5	199	4	80	**59,16**
184022002G	22 x 3/4"	81	59	30x20 thk 2,5	202	4	80	**59,16**
184028342G	28 x 3/4"	87	64	39x27 thk 2,5	370	4	48	**96,85**
184028002G	28 x 1"	90	67	39x27 thk 2,5	364	4	48	**96,85**
184035002G	35 x 1"1/4	101	74	44,5x34 thk 2,5	540	1	35	**123,57**
184042002G	42 x 1"1/2	105	74	50,5x40 thk 2,5	563	1	25	**141,90**
184054002G	54 x 2"	118	83	65,5x53,5 thk 3	823	1	20	**243,77**

B 10 13

184/003 G

BOCCHETTONE SEDE PIANA FILETTO F

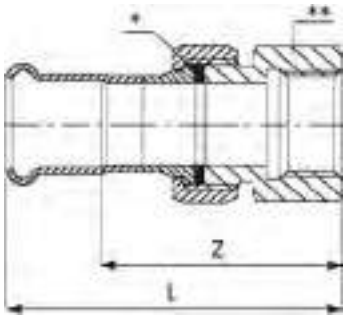

- STRAIGHT FEMALE UNION CONNECTOR
- DURCHGANGSVERSCHRAUBUNG MIT INNENGEWINDE
- RACCORD UNION TARAUDÉ
- RÁCOR 3 PIEZAS HEMBRA

MATERIAL: AISI 316L – 1.4404
FITTING: (**): ottone - brass - Messing - laiton - latón
O-RING: HNBR giallo - yellow - Gelb - jaune - amarillo
GASKET: (*): HNBR giallo - yellow - Gelb - jaune - amarillo
THREAD: EN 10226-1 (ex ISO 7/1)

CODE	De x Rp mm x inch	L mm	Z mm	Gasket mm	g			€
184015003G	15 x 1/2"	71	50	24x14 thk 2,5	140	4	140	**50,47**
184018003G	18 x 1/2"	72	51	24x14 thk 2,5	145	4	100	**60,80**
184022123G	22 x 1/2"	75	54	30x20 thk 2,5	253	4	80	**66,08**
184022003G	22 x 3/4"	76	54	30x20 thk 2,5	213	4	80	**66,08**
184028343G	28 x 3/4"	83	60	39x27 thk 2,5	483	4	48	**83,51**
184028003G	28 x 1"	83	60	39x27 thk 2,5	404	4	48	**83,51**
184035003G	35 x 1"1/4	93	66	44,5x34 thk 2,5	486	1	30	**103,52**
184042003G	42 x 1"1/2	97	66	50,5x40 thk 2,5	536	1	25	**128,65**
184054003G	54 x 2"	116	81	65,5x53,5 thk 3	1091	1	20	**245,42**

B 10 13

184/002 INOX G

BOCCHETTONE SEDE PIANA FILETTO M

- STRAIGHT MALE UNION CONNECTOR
- DURCHGANGSVERSCHRAUBUNG MIT AUSSENGEWINDE
- RACCORD UNION FILETÉ
- RÁCOR 3 PIEZAS ROSCADO MACHO

MATERIAL: AISI 316L – 1.4404
FITTING: (**): AISI 316L – 1.4404
O-RING: HNBR giallo - yellow - Gelb - jaune - amarillo
GASKET: (*): HNBR giallo - yellow - Gelb - jaune - amarillo
THREAD: EN 10226-1 (ex ISO 7/1)

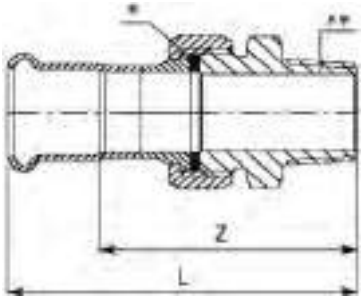

CODE	De x R mm x inch	L mm	Z mm	Gasket mm	g			€
184015002IG	15 x 1/2"	77	56	24x14 thk 2,5	137	4	140	**63,07**
184018002IG	18 x 1/2"	77	56	24x14 thk 2,5	139	4	120	**71,79**
184022002IG	22 x 3/4"	81	59	30x20 thk 2,5	194	4	80	**73,94**
184028002IG	28 x 1"	90	67	39x27 thk 2,5	350	4	48	**121,06**
184035002IG	35 x 1"1/4	101	74	44,5x34 thk 2,5	518	1	35	**154,49**

B 10 13

184/003 INOX G

BOCCHETTONE SEDE PIANA FILETTO F

- STRAIGHT FEMALE UNION CONNECTOR
- DURCHGANGSVERSCHRAUBUNG MIT INNENGEWINDE
- RACCORD UNION TARAUDÉ
- RÁCOR 3 PIEZAS HEMBRA

MATERIAL: AISI 316L – 1.4404
FITTING: (**): AISI 316L – 1.4404
O-RING: HNBR giallo - yellow - Gelb - jaune - amarillo
GASKET: (*): HNBR giallo - yellow - Gelb - jaune - amarillo
THREAD: EN 10226-1 (ex ISO 7/1)

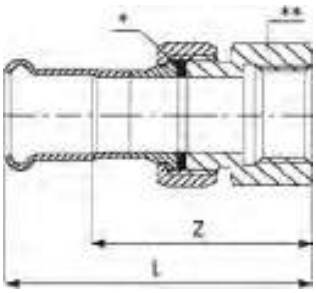

CODE	De x Rp mm x inch	L mm	Z mm	Gasket mm	g			€
184015003IG	15 x 1/2"	71	50	24x14 thk 2,5	135	4	140	**63,07**
184018003IG	18 x 1/2"	72	51	24x14 thk 2,5	140	4	100	**76,02**
184022003IG	22 x 3/4"	76	54	30x20 thk 2,5	206	4	80	**82,67**
184028003IG	28 x 1"	83	60	39x27 thk 2,5	387	4	48	**104,39**
184035003IG	35 x 1"1/4	93	66	44,5x34 thk 2,5	467	1	30	**129,45**

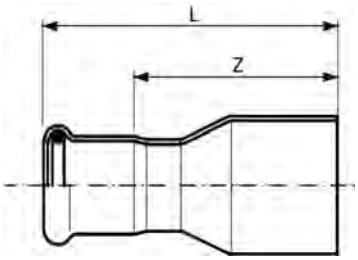

191 G

≤54 B 10 13
76÷108 B 10 14

RIDUZIONE MF

- REDUCER
- REDUZIERSTÜCK
- REDUCTION
- REDUCCIÓN MH

MATERIAL: AISI 316L – 1.4404
O-RING: HNBR giallo - yellow - Gelb - jaune - amarillo

CODE	De mm	L mm	Z mm	g			€
191018015G	18 x 15	57	37	35	4	200	10,97
191022015G	22 x 15	64	44	43	4	200	12,84
191022018G	22 x 18	60	40	47	4	200	13,24
191028015G	28 x 15	76,5	56,5	50	4	148	16,65
191028018G	28 x 18	68	48	63	4	100	14,52
191028022G	28 x 22	65	44	66	4	100	14,46
191035015G	35 x 15	87	67	89	1	50	53,23
191035018G	35 x 18	81	61	87	1	50	53,89
191035022G	35 x 22	70	49	90	1	50	45,53
191035028G	35 x 28	71	48	98	1	50	35,07
191042015G	42 x 15	91	71	111	1	50	55,05
191042018G	42 x 18	92	72	114	1	50	55,21
191042022G	42 x 22	97	76	120	1	50	57,16
191042028G	42 x 28	93	70	130	1	50	58,45
191042035G	42 x 35	81	55	138	1	40	38,10
191054015G	54 x 15	103	83	158	1	40	61,06
191054018G	54 x 18	103	83	162	1	40	61,14
191054022G	54 x 22	104	83	169	1	40	64,43
191054028G	54 x 28	108,5	85,5	180	1	40	67,03
191054035G	54 x 35	108	82	193	1	35	83,47
191054042G	54 x 42	97,5	67,5	210	1	30	40,55
191076054G	76,1 x 54	159	124	529	1	4	127,17
191088054G	88,9 x 54	179	144	683	1	4	138,37
191088076G	88,9 x 76,1	186	131	813	1	4	188,00
191108054G	108 x 54	185	150	831	1	2	149,13
191108076G	108 x 76,1	209	154	1022	1	2	193,57
191108088G	108 x 88,9	210	150	1107	1	2	215,58

185/CON

B 10 13

PIASTRA SUPPORTO CONTATORE

- SUPPORT PLATE FOR GAS METER
- GASZÄHLERANSCHLUSS-GRUNDPLATTE
- SUPPORT DE COMPTEUR À GAZ
- SOPORTE CONTADOR DA GAS

CODE	Dimensions mm x mm	g		€
185000CONG	90 x 345 x 12 mm	535	1	45,74

B 10 13

183/GP G

RACCORDO 2 PEZZI CON PRESA DI PRESSIONE

- 2 PCS VALVE CONNECTOR PRESSION OUTLET
- ANSCHLU.2P/DRUCKAUSGANG
- RACCORD 2P AVEC SORTIE PRESSION
- RÁCOR 2P PRECINTABLE C/PURGADOR

MATERIAL: AISI 316L – 1.4404
O-RING: HNBR giallo - yellow - Gelb - jaune - amarillo
GASKET: NBR giallo - yellow - Gelb - jaune - amarillo
THREAD: ISO 228/1 (ex DIN 259)

CODE	De x G mm x inch	L mm	Z mm	Y mm	g		€
183015304GP	15 x 3/4"	70	29	44	112	4	55,79
183015708GP	15 x 7/8"	74	34	47	160	4	63,32
183018304GP	18 x 3/4"	70	29	44,5	114	4	56,87
183018708GP	18 x 7/8"	74,5	34	47,5	156	4	64,35
183022304GP	22 x 3/4"	69,5	29	43	120	4	58,66
183022708GP	22 x 7/8"	73,5	34	45,5	149	4	65,81

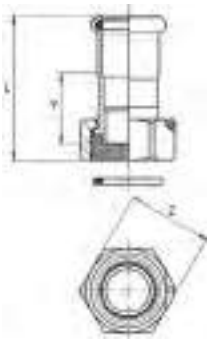

B 10 13

183/GD G

RACCORDO 2 PEZZI CON DADO FOLLE

- 2 PCS VALVE CONNECTOR
- ANSCHLUSSVERSCHRAUBUNG
- RACCORD 2 PC/ÉCROU LIBRE
- RÁCOR 2P PRECINTABLE

MATERIAL: AISI 316L – 1.4404
O-RING: HNBR giallo - yellow - Gelb - jaune - amarillo
GASKET: NBR giallo - yellow - Gelb - jaune - amarillo
THREAD: ISO 228/1 (ex DIN 259)

CODE	De x G mm x inch	L mm	Z mm	Y mm	g		€
183015020GD	15 x M20	51	24	24	54	4	37,53
183015102GD	15 x 1/2"	49	24	24	53	4	36,65
183018102GD	18 x 1/2"	48	24	23,5	56	4	37,71
183018304GD	18 x 3/4"	52	29	27,5	74	4	42,13
183018708GD	18 x 7/8"	55	34	28	98	4	57,11
183022304GD	22 x 3/4"	51,5	29	26	79	4	43,93
183022708GDA	22 x 7/8"	56,5	34	28,5	108	4	48,36
183028708GDA	28 x 7/8"	57	34	27	116	4	50,68
183028100GD	28 x 1"	58	36	28	119	4	52,47
183035114GD	35 x 1"1/4	62,5	45	28,5	180	1	61,73
183042112GD	42 x 1"1/2	73	52	33	266	1	77,34
183054200GD	54 x 2"	81	64	34,5	417	1	99,58

B 10 13

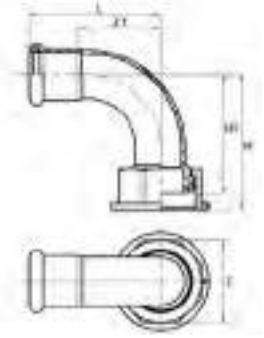

183/GC G

RACCORDO CURVO 90° 2 PEZZI

- 2 PCS VALVE CONNECTOR 90°
- ANSCHLUSSVERSCHRAUBUNG 90°
- RACCORD ÉCROU LIBRE 90° 2PC
- RÁCOR 90° 2P PRECINTABLE

MATERIAL: AISI 316L – 1.4404
O-RING: HNBR giallo - yellow - Gelb - jaune - amarillo
GASKET: NBR giallo - yellow - Gelb - jaune - amarillo
THREAD: ISO 228/1 (ex DIN 259)

CODE	De x G mm x inch	L mm	Z mm	Z1 mm	H mm	H1 mm	g		€
183018708GC	18 x 7/8"	41,6	34	21,6	56,5	48,5	120	4	73,51
183022708GC	22 x 7/8"	47	34	26	62	54	141	4	71,45

B 10 13

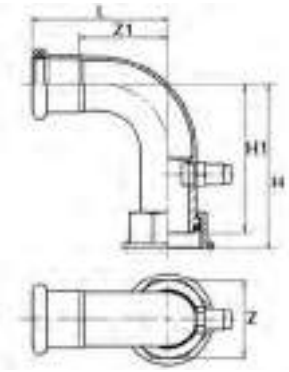

183/GCP G

RACCORDO CURVO 90° 2 PEZZI CON PRESA PRESSIONE

- 2 PCS VALVE CONNECTOR 90° PRESSION OUTLET
- ANSCHLUSSVERSCHRAUBUNG 90° MIT DRUCKAUSGANG
- RACCORD ÉCROU LIBRE 90° 2PC AVEC SORTIE PRESSION
- RÁCOR 90° 2P PRECINTABLE C/PURGADOR

MATERIAL: AISI 316L – 1.4404
O-RING: HNBR giallo - yellow - Gelb - jaune - amarillo
GASKET: NBR giallo - yellow - Gelb - jaune - amarillo
THREAD: ISO 228/1 (ex DIN 259)

CODE	De x G mm x inch	L mm	Z mm	Z1 mm	H mm	H1 mm	g		€
183018708GCP	18 x 7/8"	41,6	34	21,6	76	68	167	4	81,32
183022708GCP	22 x 7/8"	47	34	26	79	72	171	4	87,74

inoxPRES® GAS Guarnizione / Gasket NBR
Giallo | Yellow | Gelb | Jaune | Amarillo

Particolare sede tenuta attacco contatore
Particular seat of gas meter fitting
art. 183/GP G - 183/ED G - 183/DC G - 183/GC G

Campi di applicazione / Fields of application

inoxPRES® SILICONE HT FREE

Aria compressa
Compressed air

Ossigeno industriale O_2
Industrial oxygen O_2

Ozono O_3
Ozone O_3

Solare termico
Thermal solar

Olio / gasolio
Oil / diesel fuel

inoxPRES® SILICONE HT FREE **O-ring FKM**

Verde | Green | Grün | Vert | Verde



SCOPRI LA GAMMA
inoxPRES® SILICONE HT FREE
DISCOVER THE RANGE

Applicazioni industriali — **O-ring FKM verde**

- Aria compressa
- Ossigeno industriale O_2 (no alimentare/ospedaliero)
- Ozono O_3
- Solare termico P max 6 bar; T max 220°C
- Olio / Gasolio

Utilizzare solo tubazioni "ricotte". Eventuali altre veicolazioni di fluidi particolari, devono essere valutate dall'ufficio tecnico di RM.

Industrial applications — **Green FKM O-Ring**

- Compressed air
- Industrial Oxygen O_2 (no food/hospital)
- Ozone O_3
- Thermal solar P max 6 bar; T max 220°C
- Oil/diesel fuel

Only "annealed" pipes can be used. Any other vehiculation of special fluids, must be evaluated from RM technical office.

FOCUS ON

SILICONE FREE

IT	I componenti del sistema Inoxpres HT risultano sgrassati: • in classe E sulla base del livello dei residui di sostanze volatili misurati in accordo allo standard ASTM F331-05; • in classe D sulla base del livello dei residui di sostanze volatili misurati in accordo allo standard ASTM G 144-01; (test report JOB ID 147 del 09/03/2017) Gli o-ring FKM del sistema di raccordi a pressare: • sono stati testati con Spettrofotometria ad infrarosso (FT-IR): non si è rilevata presenza di silicone (test report RA160100 del 15/04/2016)
EN	The components of Inoxpres HT system are degreased: • Class E on the basis of the level of residues of volatile substances measured in accordance with ASTM F331-05 standards; • Class D on the basis of the volatile residues level measured in accordance with ASTM G 144-01 standards; (Test reports JOB ID 147 - 09.03.2017) The FKM O-rings of press fitting system: • are tested with infrared spectrophotometry (FT-IR): It has not detected the presence of silicon (Test report RA160100 - 15.04.2016)
DE	Die Komponenten des Inoxpres HT Systems sind entfettet: • Klasse E auf der Grundlage des Rückstands an flüchtigen Stoffen, gemessen nach ASTM F331-05-Standard; • Klasse D auf der Basis des flüchtigen Rückstandsniveaus, gemessen nach ASTM G 144-01 Standard; (Prüfberichte JOB ID 147 - 09.03.2017) Die FKM O-Ringe für Pressfitting: • werden mit Infrarotspektrophotometrie (FT-IR) getestet: Es wurde das Vorhandensein von Silikon nicht nachgewiesen (Prüfbericht RA160100 - 15.04.2016)
FR	Les composants du système Inoxpres HT sont dégraissés: • Classe E sur la base du niveau des résidus de substances volatiles mesuré selon la norme ASTM F331-05; • Classe D sur la base du niveau des résidus de substances volatiles mesuré selon la norme ASTM G 144-01; (Rapports d'essai JOB ID 147 - 09/03/2017) Les joints FKM des systèmes de raccords à sertir: • sont testés avec spectrophotométrie infrarouge (FT-IR): Il n'a pas détecté la présence de silicone (Rapports d'essai RA160100 - 15.04.2016)
ES	Los componentes del sistema HT Inoxpres están desengrasados según: • Clase E: La medida del nivel de residuos de sustancias volátiles conforme a la norma ASTM F331-05; • Clase D: La medida del nivel de residuos de sustancias volátiles conforme a la norma ASTM G 144-01; (Informes de prueba N.º de trabajo 147, 09/03/2017) Las juntas tóricas FKM del sistema prensado: • Se han comprobado con una espectrofotometría infrarroja (FT-IR): No se ha detectado la presencia de silicona. (Informes de prueba RA160100 de 15.04.2016)

Gamma dimensionale / Product range **ø 15 ÷ 54 mm**
A richiesta / On demand **ø 76,1 ÷ 108 mm**

Altre figure possono essere fornite "a richiesta"
Other figures can be provided "on demand"
Andere Bilder kann "auf Anfrage" vorgesehen sein
D'autres figures peuvent être fournis "sur demande"
Otras figuras pueden ser proporcionadas "bajo demanda"

I prezzi dei tubi sono validi fino a nuova comunicazione.
Pipe prices are valid until new update.
Die Rohrpreise gelten bis auf weiteres .
Les prix des tubes sont valables jusqu'à nouvelle communication.
Los precios de las tuberías son válidos hasta nueva comunicación.

116/300 6 m

≤54 B 30 31
76÷108 B 30 32

TUBO IN ACCIAIO INOSSIDABILE

- STAINLESS STEEL PIPE
- EDELSTAHL ROHR
- TUBE EN ACIER INOXYDABLE
- TUBO DE ACERO INOXIDABLE

NORM: EN 10217-7 (DIN 17455) - EN 10312

Mat. Nr.: 1.4404 (AISI 316L) L=6 m
Ricotto - Annealed - Geglüht - Hypertrempé - Recocido

CODE	Dimensions mm x mm	Ø int mm	L m	kg/m	Volume l/m	Minimum package m	Bundle m	€/m
116015300	15 x 1,0	13	6	0,351	0,133	60	1014	30,53
116018300	18 x 1,0	16	6	0,426	0,201	60	1014	32,80
116022300	22 x 1,2	19,6	6	0,625	0,302	60	762	44,01
116028300	28 x 1,2	25,6	6	0,805	0,514	30	546	53,99
116035300	35 x 1,5	32	6	1,258	0,804	30	546	79,56
116042300	42 x 1,5	39	6	1,521	1,194	30	366	95,40
116054300	54 x 1,5	51	6	1,972	2,042	30	366	120,97
116076300	76,1 x 2,0	72,1	6	3,711	4,080	6	114	201,78
116088300	88,9 x 2,0	84,9	6	4,352	5,660	6	114	236,78
116108300	108 x 2,0	104	6	5,308	8,490	6	114	290,59

Per sistema silicone free, utilizzare solo tubo Inoxpres ricotto.
For silicone free system, only the annealed Inoxpres pipes must be used.
Für System freies Silikon, nur geglüht Inoxpres Rohre verwendet werden müssen.
Pour le système exempt de silicone, seuls les tuyaux hypertrempé Inoxpres doivent être utilisés.
Para el sistema libre de silicona, se deben utilizar ùnicamente tuberías recocida Inoxpres.

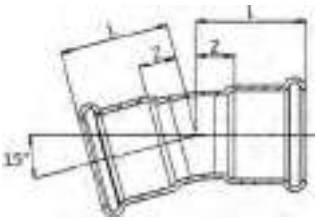

NEW

181/150 HT

≤54 B 10 16
76÷108 B 10 19

CURVA 15° FF

- 15° ELBOW FF
- BOGEN 15° II
- COUDE FF 15°
- CURVA 15° HH

MATERIAL: AISI 316L – 1.4404
O-RING: FKM verde - green - Grün - vert - verde
TYPE: esente silicone - silicon free Siliconfrei - sans silicone libre de silicona

CODE	De mm	L mm	Z mm	g		€
181018150HT	15	30	10	50	1	24,15
181042150HT	42	42	12	175	1	58,32
181054150HT	54	49	12	268	1	74,90
181076150CHT	76,1	87,5	32,5	777	2	279,32
181088150CHT	88,9	100,5	40,5	1032	2	332,82

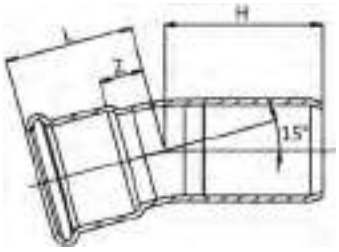

NEW

181/151 HT

≤54 B 10 16
76÷108 B 10 19

CURVA 15° MF

- 15° ELBOW MF
- BOGEN 15° IA
- COUDE MF 15°
- CURVA 15° HM

MATERIAL: AISI 316L – 1.4404
O-RING: FKM verde - green - Grün - vert - verde
TYPE: esente silicone - silicon free Siliconfrei - sans silicone libre de silicona

CODE	De mm	L mm	H mm	Z mm	g		€
181042151HT	42	42	55,5	12	135	1	56,17
181054151HT	54	49	55	13	293	1	72,02
181088151CHT	88,9	100,5	108,5	40,5	988	2	305,94
181108151CHT	108	109,5	118	34,5	1332	2	417,82

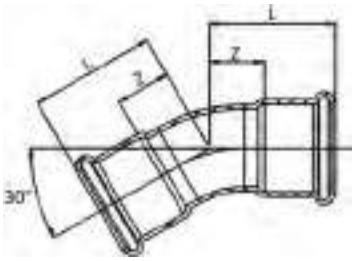

NEW

181/300 HT

≤54 B 10 16
76÷108 B 10 19

CURVA 30° FF

- 30° ELBOW FF
- BOGEN 30° II
- COUDE FF 30°
- CURVA 30° HH

MATERIAL: AISI 316L – 1.4404
O-RING: FKM verde - green - Grün - vert - verde
TYPE: esente silicone - silicon free Siliconfrei - sans silicone libre de silicona

CODE	De mm	L mm	Z mm	g		€
181018300HT	18	32	12	52	1	24,15
181022300HT	22	37	16	82	1	28,03
181028300HT	28	41	18	112	1	33,76
181035300HT	35	37	11	123	1	40,40
181042300HT	42	44	14	175	1	58,32
181054300HT	54	52	17	268	1	74,90
181076300HT	76,1	100	45	900	2	279,32
181088300HT	88,9	115	64	1250	2	332,82
181108300HT	108	127	68	1700	2	453,79

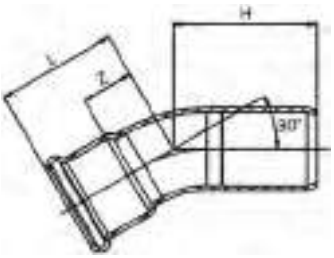

NEW

181/301 HT

≤54 B 10 16
76÷108 B 10 19

CURVA 30° MF

- 30° ELBOW MF
- BOGEN 30° IA
- COUDE MF 30°
- CURVA 30° HM

MATERIAL: AISI 316L – 1.4404
O-RING: FKM verde - green - Grün - vert - verde
TYPE: esente silicone - silicon free Siliconfrei - sans silicone libre de silicona

CODE	De mm	L mm	H mm	Z mm	g		€
181054301HT	54	52	63	17	293	1	72,02
181076301HT	76,1	100	108	54	900	2	256,28
181088301HT	88,9	115	123	64	1250	2	305,94
181108301HT	108	127	136	68	1700	2	417,82

≤54 B 10 16
76÷108 B 10 19

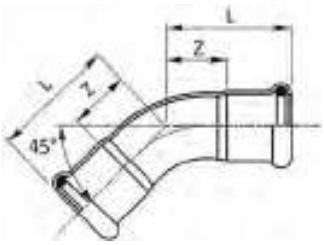

181/450 HT

CURVA 45° FF

- 45° ELBOW FF
- BOGEN 45° II
- COUDE FF 45°
- CURVA 45° HH

MATERIAL: AISI 316L – 1.4404
O-RING: FKM verde - green - Grün - vert - verde
TYPE: esente silicone - silicon free Siliconfrei - sans silicone libre de silicona

	CODE	De mm	Radius	L mm	Z mm	g		€
	181015450CHT	15	1,2 De	27,5	7,5	39	1	17,95
	181018450CHT	18	1,2 De	29,5	9,5	48	1	19,83
	181022450CHT	22	1,2 De	32	11	63	1	23,05
	181028450CHT	28	1,2 De	37	14	90	1	27,71
	181035450HT	35	1,2 De	43	17	127	1	32,77
	181042450HT	42	1,2 De	51	21	177	1	53,08
	181054450HT	54	1,2 De	62	30	273	1	68,12
NEW	181076450HT	76,1	1,2 De	131,5	76,5	900	2	228,71
NEW	181088450HT	88,9	1,2 De	144	84	1250	2	272,51
NEW	181108450HT	108	1,2 De	169	94	1700	2	371,60

≤54 B 10 16
76÷108 B 10 19

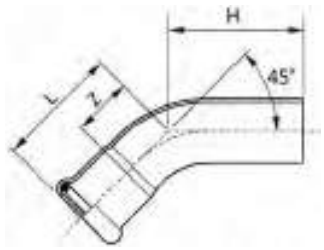

181/451 HT

CURVA 45° MF

- 45° ELBOW MF
- BOGEN 45° IA
- COUDE MF 45°
- CURVA 45° HM

MATERIAL: AISI 316L – 1.4404
O-RING: FKM verde - green - Grün - vert - verde
TYPE: esente silicone - silicon free Siliconfrei - sans silicone libre de silicona

	CODE	De mm	Radius	L mm	H mm	Z mm	g		€
	181015451CHT	15	1,2 De	27,5	36	7,5	38	1	17,95
	181018451CHT	18	1,2 De	29,5	38	9,5	47	1	19,18
	181022451CHT	22	1,2 De	32	42	11	63	1	21,75
	181028451CHT	28	1,2 De	37	46	14	90	1	25,87
	181035451HT	35	1,2 De	43	57,5	17	132	1	30,51
	181042451HT	42	1,2 De	51	72	21	196	1	51,15
	181054451HT	54	1,2 De	62	82	26	296	1	65,51
NEW	181076451HT	76,1	1,2 De	131,5	149	76,5	900	2	209,85
NEW	181088451HT	88,9	1,2 De	144	159	84	1250	2	250,51
NEW	181108451HT	108	1,2 De	169	199	94	1700	2	342,14

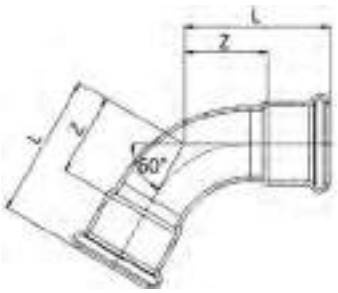

NEW

181/600 HT

≤54 B 10 16
76÷108 B 10 19

CURVA 60° FF

- 60° ELBOW FF
- BOGEN 60° II
- COUDE FF 60°
- CURVA 60° HH

MATERIAL: AISI 316L – 1.4404
O-RING: FKM verde - green - Grün - vert - verde
TYPE: esente silicone - silicon free Siliconfrei - sans silicone libre de silicona

CODE	De mm	L mm	Z mm	g		€
181022600HT	22	36	15	68	1	**28,03**
181028600HT	28	42	19	98	1	**33,76**
181035600HT	35	50	24	141	1	**40,40**
181042600HT	42	59	29	204	1	**58,32**
181054600HT	54	72,5	37	313	1	**74,90**
181088600HT	88,9	162	102	1517	2	**332,82**

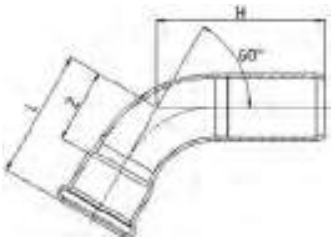

NEW

181/601 HT

B 10 16

CURVA 60° MF

- 60° ELBOW MF
- BOGEN 60° IA
- COUDE MF 60°
- CURVA 60° HM

MATERIAL: AISI 316L – 1.4404
O-RING: FKM verde - green - Grün - vert - verde
TYPE: esente silicone - silicon free Siliconfrei - sans silicone libre de silicona

CODE	De mm	L mm	H mm	Z mm	g		€
181028601HT	28	42	51	19	98	1	**31,47**

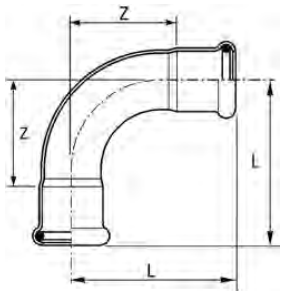

181/900 HT

≤54 B 10 16
76÷108 B 10 19

CURVA 90° FF

- 90° ELBOW FF
- BOGEN 90° II
- COUDE FF 90°
- CURVA 90° HH

MATERIAL: AISI 316L – 1.4404
O-RING: FKM verde - green - Grün - vert - verde
TYPE: esente silicone - silicon free Siliconfrei - sans silicone libre de silicona

CODE	De mm	Radius	L mm	Z mm	g		€
181015900CHT	15	1,2 De	38	18	46	1	13,68
181018900CHT	18	1,2 De	41,5	21,5	58	1	15,64
181022900CHT	22	1,2 De	47	26	78	1	18,88
181028900CHT	28	1,2 De	56	33	116	1	25,14
181035900HT	35	1,2 De	68	42	162	1	40,75
181042900HT	42	1,2 De	80	50	231	1	70,00
181054900HT	54	1,2 De	100	64	367	1	97,67
NEW 181076900HT	76,1	1,2 De	160	105	1150	2	232,67
NEW 181088900HT	88,9	1,2 De	182	122	1580	2	283,06
NEW 181108900HT	108	1,2 De	220	145	2250	2	386,08

181/901 HT

≤54 B 10 16
76÷108 B 10 19

CURVA 90° MF

- 90° ELBOW MF
- BOGEN 90° IA
- COUDE MF 90°
- CURVA 90° HM

MATERIAL: AISI 316L – 1.4404
O-RING: FKM verde - green - Grün - vert - verde
TYPE: esente silicone - silicon free Siliconfrei - sans silicone libre de silicona

CODE	De mm	Radius	L mm	H mm	Z mm	g		€
181015901CHT	15	1,2 De	38	48	18	46	1	14,34
181018901CHT	18	1,2 De	41,5	48,5	21,5	56	1	16,31
181022901CHT	22	1,2 De	47	57	26	79	1	19,55
181028901CHT	28	1,2 De	56	64	33	115	1	24,53
181035901HT	35	1,2 De	68	82	42	176	1	37,33
181042901HT	42	1,2 De	80	101	50	253	1	67,77
181054901HT	54	1,2 De	100	120	64	390	1	98,23
NEW 181076901HT	76,1	1,2 De	160	180	105	1150	2	239,36
NEW 181088901HT	88,9	1,2 De	182	197	122	1580	2	291,12
NEW 181108901HT	108	1,2 De	220	236	145	2250	2	397,13

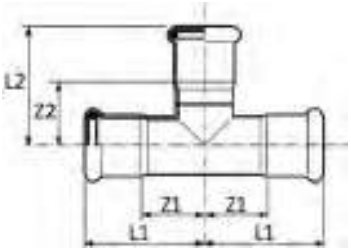

182 HT

≤54 B 10 16
76÷108 B 10 19

"T"

- EQUAL TEE
- T-STÜCK
- TÉ ÉGAL
- TE IGUAL HHH

MATERIAL: AISI 316L – 1.4404
O-RING: FKM verde - green - Grün - vert - verde
TYPE: esente silicone - silicon free Siliconfrei - sans silicone libre de silicona

CODE	De mm	L1 mm	L2 mm	Z1 mm	Z2 mm	g		€
182015000HT	15	34	39	14	19	67	1	25,01
182018000HT	18	37	41	16	21	80	1	28,79
182022000HT	22	39	45	18	24	106	1	30,27
182028000HT	28	44	50	21	27	145	1	36,41
182035000HT	35	51	57	25	31	201	1	45,38
182042000HT	42	59	65	28	35	260	1	64,20
182054000HT	54	70	77	34	42	404	1	76,50
NEW 182076000HT	76,1	108	118	53	63	1275	2	436,77
NEW 182088000HT	88,9	132	131	72	71	1535	2	478,23
NEW 182108000HT	108	155	160	80	85	2115	2	589,44

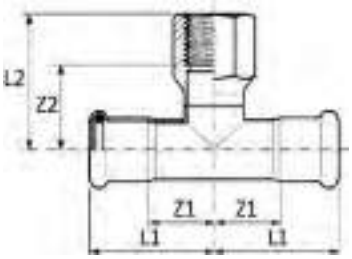

189 HT

≤54 B 10 16
76÷108 B 10 19

"T" CON DERIVAZIONE FILETTO F

- BRANCH TEE FEMALE BSP OUTLET
- T-STÜCK MIT ABGANG IG
- TÉ MIXTE AVEC FILETAGE F
- TE HEMBRA ROSCADA

MATERIAL: AISI 316L – 1.4404
O-RING: FKM verde - green - Grün - vert - verde
TYPE: esente silicone - silicon free Siliconfrei - sans silicone libre de silicona
THREAD: EN 10226-1 (ex ISO 7/1)

CODE	De x Rp x De mm x inch x mm	L1 mm	L2 mm	Z1 mm	Z2 mm	g		€
189102015HT*	15 x 1/2" x 15	36,5	22,5	16,5	8,5	117	1	27,67
189102018HT*	18 x 1/2" x 18	36	24	16	10	128	1	28,41
189102022HT*	22 x 1/2" x 22	39	26	18	12	159	1	30,38
189304022HT*	22 x 3/4" x 22	41,5	30	20,5	14	184	1	34,67
189102028HT*	28 x 1/2" x 28	44	29	21	15	217	1	33,40
189304028HT*	28 x 3/4" x 28	44	30	21	14	221	1	39,70
NEW 189102035HT	35 x 1/2" x 35	51	51	25	36	197	1	40,13
189100035HT	35 x 1" x 35	51	47	22	28	250	1	77,58
NEW 189102042HT	42 x 1/2" x 42	59	54	29	39	271	1	49,68
189100042HT	42 x 1" x 42	59	60	29	41	346	1	85,00
189102054HT	54 x 1/2" x 54	70	61	34	46	377	1	59,95
189304054HT	54 x 3/4" x 54	70	64	34	48	391	1	64,95
189200054HT	54 x 2" x 54	70	81	34	55	838	1	127,86
NEW 189304076HT	76,1 x 3/4" x 76,1	108	77	53	60	1040	2	382,26

(*) senza saldatura - seamless - nahtlos - sans soudure - sin soldadura

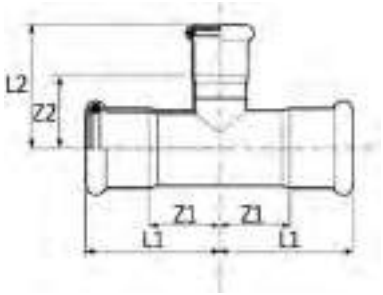

≤54 B 10 16
76÷108 B 10 19

192 HT

"T" RIDOTTO

- REDUCING TEE
- T-STÜCK MIT REDUZIERTEM ABGANG
- TÉ RÉDUIT
- TE REDUCIDA HHH

MATERIAL: AISI 316L – 1.4404
O-RING: FKM verde - green - Grün - vert - verde
TYPE: esente silicone - silicon free Siliconfrei - sans silicone libre de silicona

	CODE	De mm	L1 mm	L2 mm	Z1 mm	Z2 mm	g		€
	192018015HT	18 x 15 x 18	36,5	41	15,5	21	80	1	24,23
NEW	192022015HT	22 x 15 x 22	39	43	18	23	95	1	25,44
	192022018HT	22 x 18 x 22	39	44	18	23	98	1	26,67
NEW	192028018HT	28 x 18 x 28	44	46	21	26	130	1	31,67
	192028022HT	28 x 22 x 28	44	47	21	26	135	1	33,69
NEW	192035018HT	35 x 18 x 35	51	50	25	30	163	1	39,94
	192035022HT	35 x 22 x 35	51	51	25	30	167	1	41,11
	192035028HT	35 x 28 x 35	51	54	25	31	171	1	42,78
NEW	192042018HT	42 x 18 x 42	59	54	29	34	232	1	57,07
NEW	192042022HT	42 x 22 x 42	59	54	29	33	237	1	59,05
	192042028HT	42 x 28 x 42	59	57	29	34	243	1	60,30
	192042035HT	42 x 35 x 42	59	61	29	35	272	1	61,61
NEW	192054018HT	54 x 18 x 54	70	61	34	41	335	1	63,85
NEW	192054028HT	54 x 28 x 54	70	65	34	42	345	1	67,84
	192054035HT	54 x 35 x 54	70	68	34	42	361	1	69,06
	192054042HT	54 x 42 x 54	70	72	34	42	376	1	73,97
NEW	192076022HT	76,1 x 22 x 76,1	108	74	53	53	995	2	341,59
NEW	192076028HT	76,1 x 28 x 76,1	108	77	53	54	1015	2	369,27
NEW	192076042HT	76,1 x 42 x 76,1	108	84	53	54	1045	2	428,35
NEW	192076054HT	76,1 x 54 x 76,1	108	91	53	55	1065	2	456,12
NEW	192088054HT	88,9x 54 x 88,9	132	98	72	63	1280	2	466,91
NEW	192108076HT	108x 76,1 x 108	155	135	80	80	1930	2	533,15

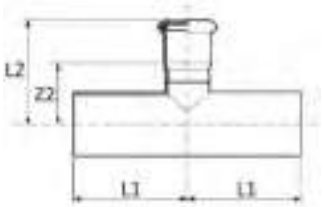

B 10 16

NEW

188 HT

"T" RIDOTTO MFM

- REDUCING TEE MFM
- T-STÜCK MIT REDUZIERTEM ABGANG A/I/A
- TÉ RÉDUIT MFM
- TE REDUCIDA MHM

MATERIAL: AISI 316L – 1.4404
O-RING: FKM verde - green - Grün - vert - verde
TYPE: esente silicone - silicon free Siliconfrei - sans silicone libre de silicona

CODE	De mm	L1 mm	L2 mm	Z2 mm	g		€
188054028HT	54 x 28 x 54	73,5	64,5	41,5	334	1	86,21

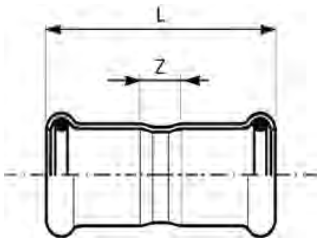

183/000 HT

≤54 B 10 16
76÷108 B 10 19

MANICOTTO

- COUPLING
- MUFFE
- MANCHON
- MANGUITO HH

MATERIAL: AISI 316L – 1.4404
O-RING: FKM verde - green - Grün - vert - verde
TYPE: esente silicone - silicon free Siliconfrei - sans silicone libre de silicona

CODE	De mm	L mm	Z mm	g		€
183015000HT	15	49	9	35	1	9,63
183018000HT	18	50	10	42	1	10,97
183022000HT	22	53	11	54	1	12,62
183028000HT	28	56	10	71	1	14,46
183035000HT	35	63	10	97	1	18,26
183042000HT	42	72	12	136	1	24,77
183054000HT	54	83	13	198	1	30,68
NEW 183076000HT	76,1	142	32	635	2	147,22
NEW 183088000HT	88,9	166	46	765	2	168,22

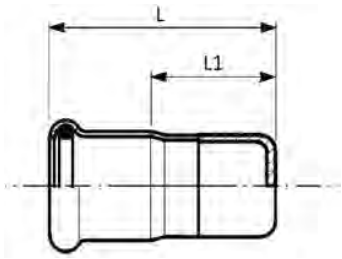

183/003 HT

B 10 16

TAPPO DI CHIUSURA

- STOP END
- VERSCHLUSSKAPPE
- BOUCHON D'OBTURATION
- TAPÓN

MATERIAL: AISI 316L – 1.4404
O-RING: FKM verde - green - Grün - vert - verde
TYPE: esente silicone - silicon free Siliconfrei - sans silicone libre de silicona

CODE	De mm	L mm	L1 mm	g		€
183015003HT	15	26	5	26	1	13,59
183018003HT	18	26	5	32	1	14,15
183022003HT	22	27	5	43	1	16,44
183028003HT	28	29	5	61	1	22,62
183035003HT	35	52	26	95	1	27,60
183042003HT	42	56	26	126	1	39,61
183054003HT	54	62	27	185	1	46,72

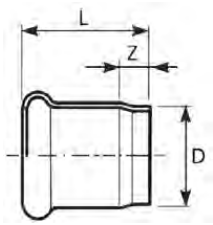

NEW

187/R HT

≤54 B 10 16
76÷108 B 10 19

MEZZO MANICOTTO A SALDARE

- HALF WELDING COUPLING
- HALBE LAENGE SCHWEISSMUFFE
- DEMI MANCHON À SOUDER
- MEDIO MANGUITO PARA SOLDAR

MATERIAL: AISI 316L – 1.4404
O-RING: FKM verde – green – Grün – vert – verde
TYPE: esente silicone – silicon free Siliconfrei – sans silicone libre de silicona

CODE	De mm	D mm	L mm	Z mm	g		€
187042000RHT	42	44	41	11	74	1	17,60
187054000RHT	54	56	48	12	104	1	18,41
187108000RHT	108	108	100	25	614	4	152,98

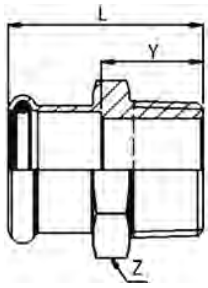

B 10 16

187 HT

MANICOTTO MISTO FILETTO M

- MALE ADAPTER
- ÜBERGANGSSTÜCK MIT AG
- RACCORD AVEC FILETAGE MALE
- UNIÓN MACHO

MATERIAL: AISI 316L – 1.4404
O-RING: FKM verde – green – Grün – vert – verde
TYPE: esente silicone – silicon free Siliconfrei – sans silicone libre de silicona
THREAD: EN 10226-1 (ex ISO 7/1)

	CODE	De x R mm x inch	L mm	Z mm	Y mm	g		€
NEW	187308015HT	15 x 3/8"	38	24	18	48.0	1	19,84
	187102015HT	15 x 1/2"	41	24	21	58.0	1	24,22
	187102018HT	18 x 1/2"	41	27	21	60.0	1	26,37
	187102022HT	22 x 1/2"	42	32	21	86.0	1	28,67
	187304022HT	22 x 3/4"	44	32	23	88.0	1	29,71
	187100022HT	22 x 1"	46	36	25	156.0	1	35,33
	187304028HT	28 x 3/4"	47	38	24	118.0	1	40,26
	187100028HT	28 x 1"	48	38	25	129.0	1	42,80
	187114035HT	35 x 1"1/4	55	46	28	201.0	1	56,57
NEW	187114042HT	42 x 1"1/4	59	55	28	263.0	1	75,93
	187112042HT	42 x 1"1/2	59	54	28	256.0	1	82,22
NEW	187112054HT	54 x 1"1/2	65	65	29	371.0	1	95,61
	187200054HT	54 x 2"	71	65	35	391.0	1	115,49

B 10 16

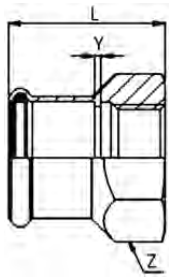

190 HT

MANICOTTO MISTO FILETTO F

- FEMALE ADAPTER
- ÜBERGANGSSTÜCK MIT IG
- RACCORD AVEC FILETAGE FEMELLE
- UNIÓN HEMBRA

MATERIAL: AISI 316L – 1.4404
O-RING: FKM verde - green - Grün - vert - verde
TYPE: esente silicone - silicon free Siliconfrei - sans silicone libre de silicona
THREAD: EN 10226-1 (ex ISO 7/1)

CODE	De x Rp mm x inch	L mm	Z mm	Y mm	g		€
190102015HT	15 x 1/2"	38	27	2	63.0	1	26,09
190102018HT	18 x 1/2"	38	27	2	65.0	1	27,52
190304022HT	22 x 3/4"	40	32	2	79.0	1	34,29
NEW 190102028HT	28 x 1/2"	45	41	2	156.0	1	39,13
190304028HT	28 x 3/4"	42	38	2	129.0	1	39,18
190100028HT	28 x 1"	45	41	2	139.0	1	53,60
190114035HT	35 x 1"1/4	52	46	2	156.0	1	58,46
190112042HT	42 x 1"1/2	56	55	2	243.0	1	91,19
190200054HT	54 x 2"	65	65	2	317.0	1	135,75

B 10 16

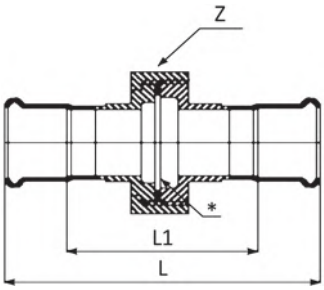

NEW

184/001 HT

BOCCHETTONE SEDE PIANA

- FLAT FACED UNION
- DURCHGANGSVERSCHRAUBUNG MIT PRESSENDEN FLACHDICHTEND
- ÉLÉMENT DE TRANSITION FILTÉ PLAT AVEC MANCHONS DES 2 CÔTES
- RÁCOR 3 PIEZAS PLANO

MATERIAL: AISI 316L – 1.4404
O-RING: FKM verde - green - Grün - vert - verde
TYPE: esente silicone - silicon free Siliconfrei - sans silicone libre de silicona
GASKET: (*): FKM verde - green - Grün - vert - verde

CODE	De mm	L mm	L1 mm	Z mm	Gasket mm	g		€
184018001HT	18	97	57	39	30x20 thk 3	187	1	62,65

B 10 16

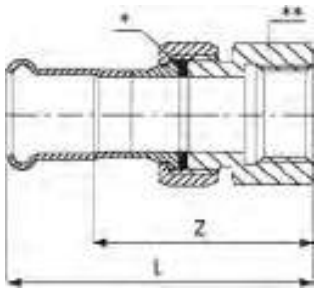

NEW

184/003 INOX HT

BOCCHETTONE SEDE PIANA FILETTO F

- STRAIGHT FEMALE UNION CONNECTOR
- DURCHGANGSVERSCHRAUBUNG MIT INNENGEWINDE
- RACCORD UNION TARAUDÉ
- RÁCOR 3 PIEZAS HEMBRA

MATERIAL: AISI 316L – 1.4404
FITTING: (**): AISI 316L – 1.4404
O-RING: FKM verde - green - Grün - vert - verde
TYPE: esente silicone - silicon free Siliconfrei - sans silicone libre de silicona
GASKET: (*): FKM verde - green - Grün - vert - verde
THREAD: EN 10226-1 (ex ISO 7/1)

CODE	De x Rp mm x inch	L mm	Z mm	Gasket mm	g		€
184028003IHT	28 x 1"	83	60	39x27 thk 3	387	1	101,75

≤54 B 10 16
76÷108 B 10 19

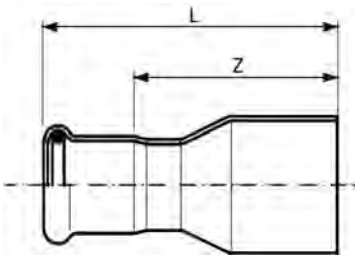

191 HT

RIDUZIONE MF

- REDUCER
- REDUZIERSTÜCK
- REDUCTION
- REDUCCIÓN MH

MATERIAL: AISI 316L – 1.4404
O-RING: FKM verde - green - Grün - vert - verde
TYPE: esente silicone - silicon free Siliconfrei - sans silicone libre de silicona

	CODE	De mm	L mm	Z mm	g		€
	191018015HT	18 x 15	57	37	35	1	11,13
	191022018HT	22 x 18	60	60	47	1	12,56
	191028015HT	28 x 15	56,5	76,5	50	1	16,91
NEW	191028018HT	28 x 18	68	48	63	1	14,77
	191028022HT	28 x 22	65	44	66	1	14,67
NEW	191035018HT	35 x 18	81	61	87	1	54,80
NEW	191035022HT	35 x 22	70	49	90	1	46,14
	191035028HT	35 x 28	71	48	98	1	35,61
NEW	191042018HT	42 x 18	92	72	114	1	56,18
NEW	191042028HT	42 x 28	93	70	130	1	59,49
	191042035HT	42 x 35	81	55	138	1	38,75
NEW	191054018HT	54 x 18	103	83	162	1	62,21
NEW	191054035HT	54 x 35	108	82	193	1	84,93
	191054042HT	54 x 42	97,5	67,5	210	1	41,17
NEW	191076042HT	76,1 x 42	149	119	471	4	124,45
NEW	191076054HT	76,1 x 54	159	124	529	4	127,20
NEW	191088054HT	88,9 x 54	179	144	683	4	138,37
NEW	191088076HT	88,9 x 76,1	186	131	813	4	187,99
NEW	191108054HT	108 x 54	185	150	831	2	149,14
NEW	191108076HT	108 x 76,1	209	154	1022	2	193,57

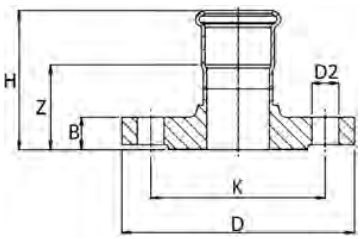

193/000 HT

≤54 B 10 16
76÷108 B 10 19

MANICOTTO FLANGIATO

- ADAPTOR FLANGE
- ÜBERGANGSFLANSCH
- BRIDE DE RACCORDEMENT
- BRIDA ADAPTADOR

MATERIAL: AISI 316L – 1.4404
O-RING: FKM verde - green - Grün - vert - verde
TYPE: esente silicone - silicon free Siliconfrei - sans silicone libre de silicona

PN 16

	CODE	De mm	DN flg	H mm	Z mm	B mm	D mm	D2 mm	Holes Nr.	K mm	g		€
	193015000HT	15	15	55	35	14	95	14	4	65	660	1	**106,48**
	193018000HT	18	15	55,5	35,5	14	95	14	4	65	660	1	**109,47**
	193022000HT	22	20	58,5	37,5	16	105	14	4	75	945	1	**127,29**
	193028000HT	28	25	61,5	38,5	16	115	14	4	85	1140	1	**155,66**
	193035000HT	35	32	65,5	39,5	16	140	18	4	100	1640	1	**219,65**
	193042000HT	42	40	69	39	16	150	18	4	110	1800	1	**257,74**
	193054000HT	54	50	78	42	18	165	18	4	125	2450	1	**317,81**
NEW	**193076000HT**	76,1	65	105	50	18	185	18	4	145	3184	2	**519,88**
NEW	**193088000HT**	88,9	80	116	56	20	200	18	8	160	3950	2	**620,32**
NEW	**193108000HT**	108	100	132	57	20	220	18	8	180	4729	2	**738,39**

B 10 16

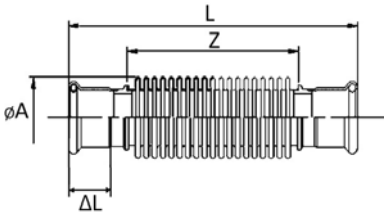

199 HT

COMPENSATORE DI DILATAZIONE

- EXPANSION COMPENSATOR
- WELLENKOMPENSATOR
- COMPENSATEUR D'EXPANSION
- DILATADOR

MATERIAL: AISI 316L – 1.4404
O-RING: FKM verde - green - Grün - vert - verde
TYPE: esente silicone - silicon free Siliconfrei - sans silicone libre de silicona

CODE	De mm	L mm	Z mm	A mm	g		€
199015000HT	15	139	71	22	80	1	**215,61**
199018000HT	18	143	74	27	108	1	**237,15**
199022000HT	22	139	68	34	130	1	**264,11**
199028000HT	28	150	73	41	155	1	**339,61**
199035000HT	35	177	90	51	251	1	**420,40**
199042000HT	42	202	107	61	440	1	**501,28**
199054000HT	54	221	113	71	550	1	**619,84**

199 - Compensatore di dilatazione - Expansion compensator - Wellenkompensator Compensateur d'expansion - Dilatador

La corsa massima di lavoro non deve superare la corsa nominale sotto indicata / The maximum axial stroke must not exceed the nominal value below indicated
La course axiale maximum ne doit pas dépasser la course nominale indiquée ci-dessous / Der maximale Axialhub darf den unten angegebenen Nennwert nicht überschreiten / El rango máximo de trabajo no debe exceder el rango nominal abajo indicado

Code	DN	Cycles MAX	Temperature °C																			
			20°		40°		60°		80°		100°		120°		140°		160°		180°		200°	
			ΔL (mm)	P (bar)	ΔL (mm)	P (bar)	ΔL (mm)	P (bar)	ΔL (mm)	P (bar)	ΔL (mm)	P (bar)	ΔL (mm)	P (bar)	ΔL (mm)	P (bar)	ΔL (mm)	P (bar)	ΔL (mm)	P (bar)	ΔL (mm)	P (bar)
199 / 15	15		16,0		14,7		13,6		12,6		11,8		11,4		10,9		10,6		10,2		9,9	
199 / 18	18		18,0		16,6		15,3		14,2		13,3		12,8		12,3		11,9		11,5		11,2	
199 / 22	22		20,0		18,4		17,0		15,8		14,8		14,2		13,7		13,2		12,8		12,4	
199 / 28	28	800	22,0	16	20,2	14,5	18,7	13,5	17,4	12,5	16,3	12	15,6	11,5	15,0	11	14,5	10,5	14,1	10,2	13,6	9,5
199 / 35	35		26,0		23,9		22,1		20,5		19,2		18,5		17,8		17,2		16,6		16,1	
199 / 42	42		32,0		29,4		27,2		25,3		23,7		22,7		21,9		21,1		20,5		19,8	
199 / 54	54		36,0		33,1		30,6		28,4		26,6		25,6		24,6		23,8		23,0		22,3	

Code	DN	Cycles MAX	Temperature °C																			
			20°		40°		60°		80°		100°		120°		140°		160°		180°		200°	
			ΔL (mm)	P (bar)	ΔL (mm)	P (bar)	ΔL (mm)	P (bar)	ΔL (mm)	P (bar)	ΔL (mm)	P (bar)	ΔL (mm)	P (bar)	ΔL (mm)	P (bar)	ΔL (mm)	P (bar)	ΔL (mm)	P (bar)	ΔL (mm)	P (bar)
199 / 15	15		11,2		10,3		9,5		8,8		8,3		8,0		7,6		7,4		7,2		6,9	
199 / 18	18		12,6		11,6		10,7		10,0		9,3		8,9		8,6		8,3		8,1		7,8	
199 / 22	22		14,0		12,9		11,9		11,1		10,4		9,9		9,6		9,2		9,0		8,7	
199 / 28	28	2900	15,4	16	14,2	14,5	13,1	13,5	12,2	12,5	11,4	12	10,9	11,5	10,5	11	10,2	10,5	9,9	10,2	9,5	9,5
199 / 35	35		18,2		16,7		15,5		14,4		13,5		12,9		12,4		12,0		11,6		11,3	
199 / 42	42		22,4		20,6		19,0		17,7		16,6		15,9		15,3		14,8		14,3		13,9	
199 / 54	54		25,2		23,2		21,4		19,9		18,6		17,9		17,2		16,6		16,1		15,6	

Code	DN	Cycles MAX	Temperature °C																			
			20°		40°		60°		80°		100°		120°		140°		160°		180°		200°	
			ΔL (mm)	P (bar)	ΔL (mm)	P (bar)	ΔL (mm)	P (bar)	ΔL (mm)	P (bar)	ΔL (mm)	P (bar)	ΔL (mm)	P (bar)	ΔL (mm)	P (bar)	ΔL (mm)	P (bar)	ΔL (mm)	P (bar)	ΔL (mm)	P (bar)
199 / 15	15		8,0		7,4		6,8		6,3		5,9		5,7		5,5		5,3		5,1		5,0	
199 / 18	18		9,0		8,3		7,7		7,1		6,7		6,4		6,1		5,9		5,8		5,6	
199 / 22	22		10,0		9,2		8,5		7,9		7,4		7,1		6,8		6,6		6,4		6,2	
199 / 28	28	12000	11,0	16	10,1	14,5	9,4	13,5	8,7	12,5	8,1	12	7,8	11,5	7,5	11	7,3	10,5	7,0	10,2	6,8	9,5
199 / 35	35		13,0		12,0		11,1		10,3		9,6		9,2		8,9		8,6		8,3		8,1	
199 / 42	42		16,0		14,7		13,6		12,6		11,8		11,4		10,9		10,6		10,2		9,9	
199 / 54	54		18,0		16,6		15,3		14,2		13,3		12,8		12,3		11,9		11,5		11,2	

Cycles MAX = Numero di cicli di lavoro - Work cycles number - Anzahl der Zyklen - Nombre de cycles de travail - Número de ciclos de trabajo
ΔL (mm) = Corsa assiale in compressione - Compression axial stroke - Axialhub in Kompression - Course axiale en compression - Carrera axial en compresión
P (bar) = pressione massima di lavoro - Maximum working pressure - maximaler Arbeitsdruck - Pression de travail maximale - Presión máxima de trabajo

Campi di applicazione / Fields of application

inoxPRES® STEAM

Vapore saturo
Saturated steam
Max 7 bara (6 barg) / 165° C

inoxPRES® O-ring STEAM

Bianco | White | Weiß | Blanc | Blanco



SCOPRI LA GAMMA
inoxPRES STEAM
DISCOVER THE RANGE

Applicazioni industriali — **O-Ring STEAM bianco**	**Industrial applications** — **White STEAM O - ring**
Vapore saturo **P max 7 bar assoluti (6 bar relativi); T max 165°C**	Saturated steam **7 bar absolute (6 bar relative); T max 165°**
Eventuali altre veicolazioni di fluidi particolari, devono essere valutate dall'ufficio tecnico di RM.	Any other vehiculation of specialfluids, must be evaluated from RM technical office.

Gamma dimensionale / Product range	**ø 15 ÷ 54 mm**
A richiesta / On demand	**ø 76,1 ÷ 108 mm**

Altre figure possono essere fornite "a richiesta"
Other figures can be provided "on demand"
Andere Bilder kann "auf Anfrage" vorgesehen sein
D'autres figures peuvent être fournis "sur demande"
Otras figuras pueden ser proporcionadas "bajo demanda"

B 30 31

I prezzi dei tubi sono validi fino a nuova comunicazione.
Pipe prices are valid until new update.
Die Rohrpreise gelten bis auf weiteres .
Les prix des tubes sont valables jusqu'à nouvelle communication.
Los precios de las tuberías son válidos hasta nueva comunicación.

116/200 6 m

TUBO IN ACCIAIO INOSSIDABILE

- STAINLESS STEEL PIPE
- EDELSTAHL ROHR
- TUBE EN ACIER INOXYDABLE
- TUBO DE ACERO INOXIDABLE

NORM: EN 10217-7 (DIN 17455) - EN 10312

Mat. Nr.: 1.4404 (AISI 316L) L=6 m
Crudo - Not annealed - Ungeglüht - Non-hypertrempé - Crudo

CODE	Dimensions mm x mm	Ø int mm	L m	kg/m	Volume l/m	Minimum package m	Bundle m	€/m
116015200	15 x 1,0	13	6	0,351	0,133	60	1014	20,01
116018200	18 x 1,0	16	6	0,426	0,201	60	1014	22,75
116022200	22 x 1,2	19,6	6	0,625	0,302	60	762	31,71
116028200	28 x 1,2	25,6	6	0,805	0,514	30	546	40,02
116035200	35 x 1,5	32	6	1,258	0,804	30	546	60,46
116042200	42 x 1,5	39	6	1,521	1,194	30	366	72,23
116054200	54 x 1,5	51	6	1,972	2,042	30	366	92,78

B 30 31

I prezzi dei tubi sono validi fino a nuova comunicazione.
Pipe prices are valid until new update.
Die Rohrpreise gelten bis auf weiteres .
Les prix des tubes sont valables jusqu'à nouvelle communication.
Los precios de las tuberías son válidos hasta nueva comunicación.

116/300 6 m

TUBO IN ACCIAIO INOSSIDABILE

- STAINLESS STEEL PIPE
- EDELSTAHL ROHR
- TUBE EN ACIER INOXYDABLE
- TUBO DE ACERO INOXIDABLE

NORM: EN 10217-7 (DIN 17455) - EN 10312

Mat. Nr.: 1.4404 (AISI 316L) L=6 m
Ricotto - Annealed - Geglüht - Hypertrempé - Recocido

CODE	Dimensions mm x mm	Ø int mm	L m	kg/m	Volume l/m	Minimum package m	Bundle m	€/m
116015300	15 x 1,0	13	6	0,351	0,133	60	1014	30,53
116018300	18 x 1,0	16	6	0,426	0,201	60	1014	32,80
116022300	22 x 1,2	19,6	6	0,625	0,302	60	762	44,01
116028300	28 x 1,2	25,6	6	0,805	0,514	30	546	53,99
116035300	35 x 1,5	32	6	1,258	0,804	30	546	79,56
116042300	42 x 1,5	39	6	1,521	1,194	30	366	95,40
116054300	54 x 1,5	51	6	1,972	2,042	30	366	120,97

B 30 34

I prezzi dei tubi sono validi fino a nuova comunicazione.
Pipe prices are valid until new update.
Die Rohrpreise gelten bis auf weiteres .
Les prix des tubes sont valables jusqu'à nouvelle communication.
Los precios de las tuberías son válidos hasta nueva comunicación.

114/200 6 m

TUBO IN ACCIAIO INOSSIDABILE

- STAINLESS STEEL PIPE
- EDELSTAHL ROHR
- TUBE EN ACIER INOXYDABLE
- TUBO DE ACERO INOXIDABLE

NORM: EN 10217-7 (DIN 17455) - EN 10312

Mat. Nr.: 1.4307 (AISI 304L) L=6 m
Crudo - Not annealed - Ungeglüht - Non-hypertrempé - Crudo

CODE	Dimensions mm x mm	Ø int mm	L m	kg/m	Volume l/m	Minimum package m	Bundle m	€/m
114015200	15 x 1,0	13	6	0,351	0,133	60	1014	**12,95**
114018200	18 x 1,0	16	6	0,426	0,201	60	1014	**15,26**
114022200	22 x 1,2	19,6	6	0,625	0,302	60	762	**21,53**
114028200	28 x 1,2	25,6	6	0,805	0,514	30	546	**27,71**
114035200	35 x 1,5	32	6	1,258	0,804	30	546	**41,83**
114042200	42 x 1,5	39	6	1,521	1,194	30	366	**51,47**
114054200	54 x 1,5	51	6	1,972	2,042	30	366	**68,16**

B 10 15

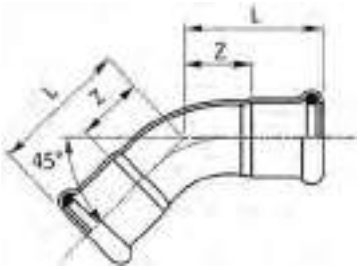

181/450 ST

CURVA 45° FF

- 45° ELBOW FF
- BOGEN 45° II
- COUDE FF 45°
- CURVA 45° HH

MATERIAL: AISI 316L – 1.4404
O-RING: STEAM bianco - white - Weiß blanc - blanco
TYPE: vapore saturo - saturated steam Sattdampf - vapeur saturée vapor saturado
P max 7 bara (6 barg) - T max 165°C

CODE	De mm	Radius	L mm	Z mm	g		€
181015450CST	15	1,2 De	27,5	7,5	39	1	19,71
181018450CST	18	1,2 De	29,5	9,5	48	1	21,81
181022450CST	22	1,2 De	32	11	63	1	25,35
181028450CST	28	1,2 De	37	14	90	1	30,50
181035450ST	35	1,2 De	43	17	127	1	36,04
181042450ST	42	1,2 De	51	21	177	1	58,39
181054450ST	54	1,2 De	62	30	273	1	74,97

B 10 15

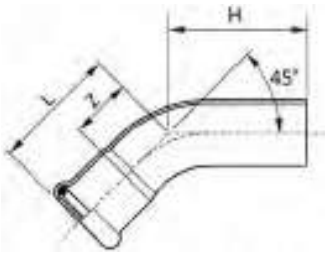

181/451 ST

CURVA 45° MF

- 45° ELBOW MF
- BOGEN 45° IA
- COUDE MF 45°
- CURVA 45° HM

MATERIAL: AISI 316L – 1.4404
O-RING: STEAM bianco - white - Weiß blanc - blanco
TYPE: vapore saturo - saturated steam Sattdampf - vapeur saturée vapor saturado
P max 7 bara (6 barg) - T max 165°C

CODE	De mm	Radius	L mm	H mm	Z mm	g		€
181015451CST	15	1,2 De	27,5	36	7,5	38	1	19,71
181018451CST	18	1,2 De	29,5	38	9,5	47	1	21,09
181022451CST	22	1,2 De	32	42	11	63	1	23,94
181028451CST	28	1,2 De	37	46	14	90	1	28,47
181035451ST	35	1,2 De	43	57,5	17	132	1	33,58
181042451ST	42	1,2 De	51	72	21	196	1	56,26
181054451ST	54	1,2 De	62	82	26	296	1	72,07

B 10 15

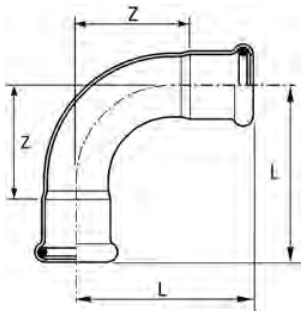

181/900 ST

CURVA 90° FF

- 90° ELBOW FF
- BOGEN 90° II
- COUDE FF 90°
- CURVA 90° HH

MATERIAL: AISI 316L – 1.4404
O-RING: STEAM bianco - white - Weiß blanc - blanco
TYPE: vapore saturo - saturated steam Sattdampf - vapeur saturée vapor saturado
P max 7 bara (6 barg) - T max 165°C

CODE	De mm	Radius	L mm	Z mm	g		€
181015900CST	15	1,2 De	38	18	46	1	15,04
181018900CST	18	1,2 De	41,5	21,5	58	1	17,24
181022900CST	22	1,2 De	47	26	78	1	20,77
181028900CST	28	1,2 De	56	33	116	1	27,68
181035900ST	35	1,2 De	68	42	162	1	44,82
181042900ST	42	1,2 De	80	50	231	1	77,01
181054900ST	54	1,2 De	100	64	367	1	107,45

B 10 15

181/901 ST

CURVA 90° MF

- 90° ELBOW MF
- BOGEN 90° IA
- COUDE MF 90°
- CURVA 90° HM

MATERIAL: AISI 316L – 1.4404
O-RING: STEAM bianco - white - Weiß blanc - blanco
TYPE: vapore saturo - saturated steam Sattdampf - vapeur saturée vapor saturado
P max 7 bara (6 barg) - T max 165°C

CODE	De mm	Radius	L mm	H mm	Z mm	g		€
181015901CST	15	1,2 De	38	48	18	46	1	15,78
181018901CST	18	1,2 De	41,5	48,5	21,5	56	1	17,96
181022901CST	22	1,2 De	47	57	26	79	1	21,51
181028901CST	28	1,2 De	56	64	33	115	1	26,96
181035901ST	35	1,2 De	68	82	42	176	1	41,08
181042901ST	42	1,2 De	80	101	50	253	1	74,55
181054901ST	54	1,2 De	100	120	64	390	1	108,07

B 10 15

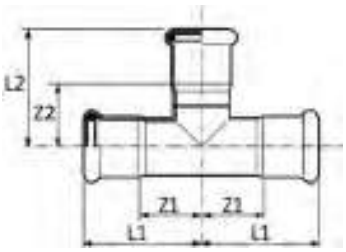

182 ST

"T"

- EQUAL TEE
- T-STÜCK
- TÉ ÉGAL
- TE IGUAL HHH

MATERIAL: AISI 316L – 1.4404
O-RING: STEAM bianco - white - Weiß blanc - blanco
TYPE: vapore saturo - saturated steam Sattdampf - vapeur saturée vapor saturado
P max 7 bara (6 barg) - T max 165ºC

CODE	De mm	Z1 mm	Z2 mm	L1 mm	L2 mm	g		€
182015000ST	15	14	19	34	39	67	1	27,51
182018000ST	18	16	21	37	41	80	1	31,68
182022000ST	22	18	24	39	45	106	1	33,33
182028000ST	28	21	27	44	50	145	1	40,07
182035000ST	35	25	31	51	57	201	1	49,89
182042000ST	42	28	35	59	65	260	1	70,59
182054000ST	54	34	42	70	77	404	1	84,18

B 10 15

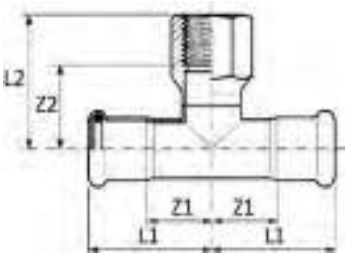

189 ST

"T" CON DERIVAZIONE FILETTO F

- BRANCH TEE FEMALE BSP OUTLET
- T-STÜCK MIT ABGANG IG
- TÉ MIXTE AVEC FILETAGE F
- TE HEMBRA ROSCADA

MATERIAL: AISI 316L – 1.4404
O-RING: STEAM bianco - white - Weiß blanc - blanco
TYPE: vapore saturo - saturated steam Sattdampf - vapeur saturée vapor saturado
P max 7 bara (6 barg) - T max 165ºC
THREAD: EN 10226-1 (ex ISO 7/1)

CODE	De x Rp x De mm x inch x mm	L1 mm	L2 mm	Z1 mm	Z2 mm	g		€
189102015ST*	15 x 1/2" x 15	36,5	22,5	16,5	8,5	117	1	30,45
189102018ST*	18 x 1/2" x 18	36	24	16	10	128	1	31,25
189102022ST*	22 x 1/2" x 22	39	26	18	12	159	1	33,40
189304022ST*	22 x 3/4" x 22	41,5	30	20,5	14	184	1	38,10
189102028ST*	28 x 1/2" x 28	44	29	21	15	217	1	36,74
189304028ST*	28 x 3/4" x 28	44	30	21	14	221	1	43,69
189100035ST	35 x 1" x 35	51	47	22	28	250	1	85,35
189100042ST	42 x 1" x 42	59	60	29	41	346	1	93,52
189200054ST	54 x 2" x 54	70	81	34	55	838	1	140,65

(*) senza saldatura - seamless - nahtlos - sans soudure - sin soldadura

B 10 15

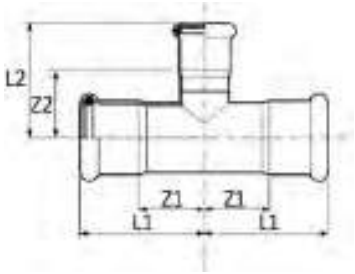

192 ST

"T" RIDOTTO

- REDUCING TEE
- T-STÜCK MIT REDUZIERTEM ABGANG
- TÉ RÉDUIT
- TE REDUCIDA HHH

MATERIAL: AISI 316L – 1.4404
O-RING: STEAM bianco - white - Weiß blanc - blanco
TYPE: vapore saturo - saturated steam Sattdampf - vapeur saturée vapor saturado
P max 7 bara (6 barg) - T max 165°C

CODE	De mm	L1 mm	L2 mm	Z1 mm	Z2 mm	g		€
192018015ST	18 x 15 x 18	36,5	41	15,5	21	80	1	26,66
192022018ST	22 x 18 x 22	39	43	18	23	95	1	29,34
192028022ST	28 x 22 x 28	44	47	21	26	135	1	37,06
192035022ST	35 x 22 x 35	51	51	25	30	167	1	45,22
192035028ST	35 x 28 x 35	51	54	25	31	171	1	47,04
192042028ST	42 x 28 x 42	59	57	29	34	243	1	66,31
192042035ST	42 x 35 x 42	59	61	29	35	272	1	67,77
192054035ST	54 x 35 x 54	70	68	34	42	361	1	75,94
192054042ST	54 x 42 x 54	70	72	34	42	376	1	81,38

B 10 15

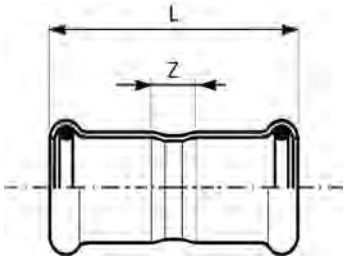

183/000 ST

MANICOTTO

- COUPLING
- MUFFE
- MANCHON
- MANGUITO HH

MATERIAL: AISI 316L – 1.4404
O-RING: STEAM bianco - white - Weiß blanc - blanco
TYPE: vapore saturo - saturated steam Sattdampf - vapeur saturée vapor saturado
P max 7 bara (6 barg) - T max 165°C

CODE	De mm	L mm	Z mm	g		€
183015000ST	15	49	9	35	1	10,58
183018000ST	18	50	10	42	1	12,07
183022000ST	22	53	11	54	1	13,90
183028000ST	28	56	10	71	1	15,89
183035000ST	35	63	10	97	1	20,10
183042000ST	42	72	12	136	1	27,23
183054000ST	54	83	13	198	1	33,72

B 10 15

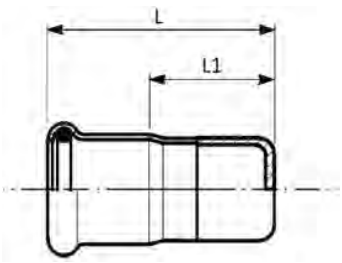

183/003 ST

TAPPO DI CHIUSURA

- STOP END
- VERSCHLUSSKAPPE
- BOUCHON D'OBTURATION
- TAPÓN

MATERIAL: AISI 316L – 1.4404
O-RING: STEAM bianco - white - Weiß blanc - blanco
TYPE: vapore saturo - saturated steam Sattdampf - vapeur saturée vapor saturado
P max 7 bara (6 barg) - T max 165ºC

CODE	De mm	L mm	L1 mm	g		€
183015003ST	15	26	5	26	1	14,94
183018003ST	18	26	5	32	1	15,58
183022003ST	22	27	5	43	1	18,08
183028003ST	28	29	5	61	1	24,88
183035003ST	35	52	26	95	1	30,33
183042003ST	42	56	26	126	1	43,57
183054003ST	54	62	27	185	1	51,40

B 10 15

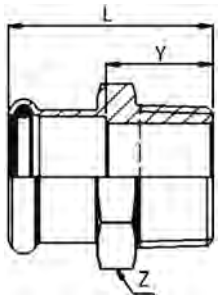

187 ST

MANICOTTO MISTO FILETTO M

- MALE ADAPTER
- ÜBERGANGSSTÜCK MIT AG
- RACCORD AVEC FILETAGE MALE
- UNIÓN MACHO

MATERIAL: AISI 316L – 1.4404
O-RING: STEAM bianco - white - Weiß blanc - blanco
TYPE: vapore saturo - saturated steam Sattdampf - vapeur saturée vapor saturado
P max 7 bara (6 barg) - T max 165ºC
THREAD: EN 10226-1 (ex ISO 7/1)

CODE	De x R mm x inch	L mm	Z mm	Y mm	g		€
187102015ST	15 x 1/2"	41	24	21	58.0	1	26,64
187102018ST	18 x 1/2"	41	27	21	60.0	1	29,02
187102022ST	22 x 1/2"	42	32	21	86.0	1	31,55
187304022ST	22 x 3/4"	44	32	23	88.0	1	32,69
187100022ST	22 x 1"	46	36	25	156.0	1	38,88
187304028ST	28 x 3/4"	47	38	24	118.0	1	44,32
187100028ST	28 x 1"	48	38	25	129.0	1	47,06
187114035ST	35 x 1"1/4	55	46	28	201.0	1	62,24
187112042ST	42 x 1"1/2	59	55	28	256.0	1	90,42
187200054ST	54 x 2"	71	65	35	391.0	1	127,08

B 10 15

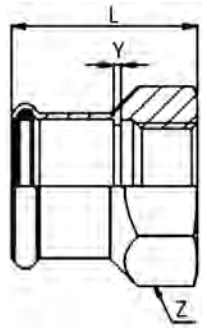

190 ST

MANICOTTO MISTO FILETTO F

- FEMALE ADAPTER
- ÜBERGANGSSTÜCK MIT IG
- RACCORD AVEC FILETAGE FEMELLE
- UNIÓN HEMBRA

MATERIAL: AISI 316L – 1.4404
O-RING: STEAM bianco - white - Weiß blanc - blanco
TYPE: vapore saturo - saturated steam Sattdampf - vapeur saturée vapor saturado
P max 7 bara (6 barg) - T max 165°C
THREAD: EN 10226-1 (ex ISO 7/1)

CODE	De x Rp mm x inch	L mm	Z mm	Y mm	g		€
190102015ST	15 x 1/2"	38	27	2	63.0	1	28,68
190102018ST	18 x 1/2"	38	27	2	65.0	1	30,25
190304022ST	22 x 3/4"	40	32	2	79.0	1	37,69
190304028ST	28 x 3/4"	42	38	2	129.0	1	43,05
190100028ST	28 x 1"	45	41	2	139.0	1	58,98
190114035ST	35 x 1"1/4	52	46	2	156.0	1	64,30
190112042ST	42 x 1"1/2	56	55	2	243.0	1	100,30
190200054ST	54 x 2"	65	65	2	317.0	1	149,32

B 10 15

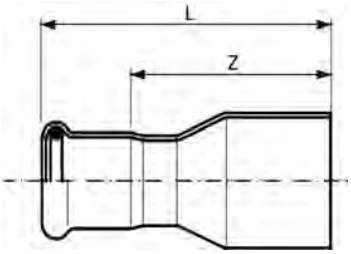

191 ST

RIDUZIONE MF

- REDUCER
- REDUZIERSTÜCK
- REDUCTION
- REDUCCIÓN MH

MATERIAL: AISI 316L – 1.4404
O-RING: STEAM bianco - white - Weiß blanc - blanco
TYPE: vapore saturo - saturated steam Sattdampf - vapeur saturée vapor saturado
P max 7 bara (6 barg) - T max 165°C

CODE	De mm	L mm	Z mm	g		€
191018015ST	18 x 15	57	37	35	1	12,26
191022018ST	22 x 18	60	40	47	1	13,84
191028022ST	28 x 22	65	44	66	1	16,12
191035028ST	35 x 28	71	48	98	1	39,16
191042028ST	42 x 28	93	70	130	1	65,28
191042035ST	42 x 35	81	55	138	1	42,38
191054042ST	54 x 42	97,5	67,5	210	1	45,31

B 10 15

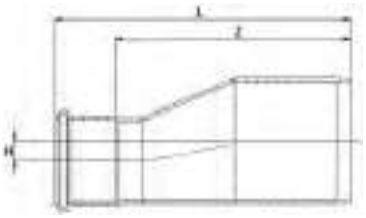

191/E ST

RIDUZIONE ECCENTRICA

- ECCENTRIC REDUCER
- REDUZIERSTÜCK EXZENTRISCH
- RÉDUCTION EXCENTRIQUE
- REDUCCIÓN EXCÉNTRICA

MATERIAL: AISI 316L – 1.4404
O-RING: STEAM bianco - white - Weiß blanc - blanco
TYPE: vapore saturo - saturated steam Sattdampf - vapeur saturée vapor saturado
P max 7 bara (6 barg) - T max 165°C

CODE	De mm	L mm	Z mm	H mm	g		€
191042028EST	42 x 28	101,5	78,5	6	140	1	68,41
191054028EST	54 x 28	123,5	100,5	12	206	1	78,43
191054035EST	54 x 35	127	101,5	8,5	224	1	97,67

B 10 15

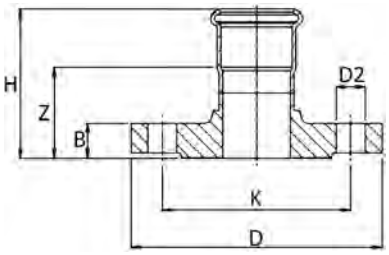

193/000 ST

MANICOTTO FLANGIATO

- ADAPTOR FLANGE
- ÜBERGANGSFLANSCH
- BRIDE DE RACCORDEMENT
- BRIDA ADAPTADOR

MATERIAL: AISI 316L – 1.4404
O-RING: STEAM bianco - white - Weiß blanc - blanco
TYPE: vapore saturo - saturated steam Sattdampf - vapeur saturée vapor saturado
P max 7 bara (6 barg) - T max 165°C

PN 16

CODE	De mm	DN flg	H mm	Z mm	B mm	D mm	D2 mm	Holes Nr.	K mm	g		€
193015000ST	15	15	55	35	14	95	14	4	65	660	1	117,13
193018000ST	18	15	55,5	35,5	14	95	14	4	65	660	1	120,41
193022000ST	22	20	58,5	37,5	16	105	14	4	75	945	1	140,04
193028000ST	28	25	61,5	38,5	16	115	14	4	85	1140	1	171,21
193035000ST	35	32	65,5	39,5	16	140	18	4	100	1640	1	241,64
193042000ST	42	40	69	39	16	150	18	4	110	1800	1	283,49
193054000ST	54	50	78	42	18	165	18	4	125	2450	1	349,56

B 10 11

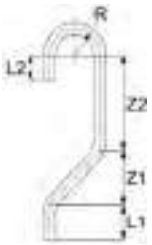

178

TUBO PER DERIVAZIONE VAPORE SATURO

- PIPE FOR SATURATED STEAM BYPASS
- ROHR FÜR SATTDAMPF-BYPASS
- TUBE POUR DÉRIVATION VAPEUR SATURÉE
- TUBO PARA DERIVACIÓN DE VAPOR SATURADO

MATERIAL: AISI 316L – 1.4404

CODE	De mm	L1 mm	L2 mm	Z1 mm	Z2 mm	R mm	g			€
178015316	15	30	30	96	114	35	143	1	20	86,59
178018316	18	50	35	108	112	39	195	1	20	88,16
178022316	22	50	35	110	110	41	359	1	20	93,28
178028316	28	60	40	139	113	51	550	1	15	105,09

Campi di applicazione / Fields of application

inoxPRES® 304L

- **Riscaldamento**
  Heating
- **Raffrescamento**
  Cooling
- **Acque di processo**
  Process water
- **Aria compressa**
  Compressed air
- **Antincendio**
  Fire protection systems

inoxPRES® 304L O-ring EPDM

Nero | Black | Schwarz | Noir | Negro



inoxPRES® 304L

Una soluzione ancora più conveniente nell'area King Size per impianti di riscaldamento, raffrescamento e aria compressa.
An even more affordable solution in the King Size area for heating, cooling and compressed air systems.

Compatibile con tubi in acciaio inox 1.4307 – 304L DN 76.1-88.9-108 mm – ulteriori informazioni su racmet.com
Fits in 1.4307 – 304L DN 76.1-88.9-108 mm – further information on racmet.com

Sleeve grigio
Grey sleeve

Con l'indicazione
"non idoneo per impianti di acqua potabile"

With the indication
"not suitable for drinking water systems"

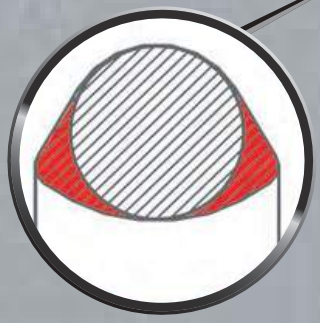

Guarnizione in EPDM nero con una superficie superiore del 20% rispetto a una guarnizione standard.
Black EPDM gasket with 20% more surface area than a standard gasket.



Tubi con tappo nero e linea di identificazione nera.
Tube with black cap and black identification line.

Si ricorda il programma di fornitura di tubi in acciaio inox 1.4307 – 304L, disponibili in diametri da 15 a 108 mm.
I tubi sono compatibili con i raccordi in ACCIAIO INOX e RAME.

We remind you of our program for the supply of 1.4307 – 304L tubes from 15 to 108 mm. These tubes are compatible with our STAINLESS STEEL and COPPER fittings.

RACCORDERIE METALLICHE

I prezzi dei tubi sono validi fino a nuova comunicazione.
Pipe prices are valid until new update.
Die Rohrpreise gelten bis auf weiteres .
Les prix des tubes sont valables jusqu'à nouvelle communication.
Los precios de las tuberías son válidos hasta nueva comunicación.

B 30 35

114/200 6 m

TUBO IN ACCIAIO INOSSIDABILE

- STAINLESS STEEL PIPE
- EDELSTAHL ROHR
- TUBE EN ACIER INOXYDABLE
- TUBO DE ACERO INOXIDABLE

NORM: EN 10217-7 (DIN 17455) - EN 10312
NOTE: Paese Italia - conforme al DM 174 per veicolazione acqua potabile;
Italy country - according to DM 174 for drinking water transport;

Mat. Nr.: 1.4307 (AISI 304L) L=6 m
Crudo - Not annealed - Ungeglüht - Non-hypertrempé - Crudo

CODE	Dimensions mm x mm	Ø int mm	L m	kg/m	Volume l/m	Minimum package m	Bundle m	€/m
114076200	76,1 x 2,0	72,1	6	3,711	4,080	6	114	128,77
114088200	88,9 x 2,0	84,9	6	4,352	5,660	6	114	135,72
114108200	108 x 2,0	104	6	5,308	8,490	6	114	146,59

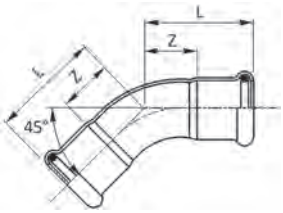

B 10 33

181/450 NW

CURVA 45° FF

- 45° ELBOW FF
- BOGEN 45° II
- COUDE FF 45°
- CURVA 45° HH

MATERIAL: AISI 304L – 1.4307
O-RING: EPDM nero - black - Schwarz - noir - negro

CODE	De mm	L mm	Z mm	g			€
181076450NW	76,1	98	43	900	2	2	156,39
181088450NW	88,9	112	52	1250	2	2	186,33
181108450NW	108	138	63	1700	2	2	254,10

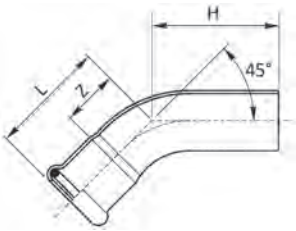

B 10 33

181/451 NW

CURVA 45° MF

- 45° ELBOW MF
- BOGEN 45° IA
- COUDE MF 45°
- CURVA 45° HM

MATERIAL: AISI 304L – 1.4307
O-RING: EPDM nero - black - Schwarz - noir - negro

CODE	De mm	L mm	H mm	Z mm	g			€
181076451NW	76,1	98	117	43	900	2	2	143,50
181088451NW	88,9	112	131	52	1250	2	2	171,30
181108451NW	108	138	154	63	1700	2	2	233,94

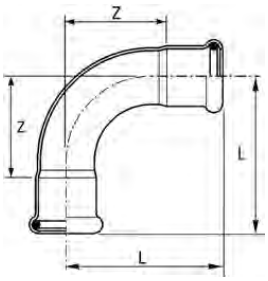

B 10 33

181/900 NW

CURVA 90° FF

- 90° ELBOW FF
- BOGEN 90° II
- COUDE FF 90°
- CURVA 90° HH

MATERIAL: AISI 304L – 1.4307
O-RING: EPDM nero - black - Schwarz - noir - negro

CODE	De mm	L mm	Z mm	g			€
181076900NW	76,1	150	95	1150	2	2	**159,07**
181088900NW	88,9	174	114	1580	2	2	**193,55**
181108900NW	108	215	140	2250	2	2	**263,98**

B 10 33

181/901 NW

CURVA 90° MF

- 90° ELBOW MF
- BOGEN 90° IA
- COUDE MF 90°
- CURVA 90° HM

MATERIAL: AISI 304L – 1.4307
O-RING: EPDM nero - black - Schwarz - noir - negro

CODE	De mm	L mm	H mm	Z mm	g			€
181076901NW	76,1	150	165	95	1150	2	2	**163,67**
181088901NW	88,9	174	190	114	1580	2	2	**199,06**
181108901NW	108	215	238	140	2250	2	2	**271,54**

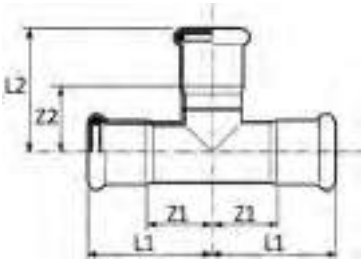

B 10 33

182 NW

"T"

- EQUAL TEE
- T-STÜCK
- TÉ ÉGAL
- TE IGUAL HHH

MATERIAL: AISI 304L – 1.4307
O-RING: EPDM nero - black - Schwarz - noir - negro

CODE	De mm	L1 mm	L2 mm	Z1 mm	Z2 mm	g			€
182076000NW	76,1	108	118	53	63	1275	2	2	**328,49**
182088000NW	88,9	132	131	72	71	1535	2	2	**359,70**
182108000NW	108	155	160	80	85	2115	2	2	**443,34**

B 10 33

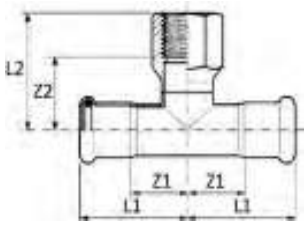

189 NW

"T" CON DERIVAZIONE FILETTO F

- BRANCH TEE FEMALE BSP OUTLET
- T-STÜCK MIT ABGANG IG
- TÉ MIXTE AVEC FILETAGE F
- TE HEMBRA ROSCADA

MATERIAL: AISI 304L – 1.4307
O-RING: EPDM nero - black - Schwarz - noir - negro
THREAD: EN 10226-1 (ex ISO 7/1)

CODE	De x Rp x De mm x inch x mm	L1 mm	L2 mm	Z1 mm	Z2 mm	g			€
189304076NW	76,1 x 3/4" x 76,1	108	77	53	60	1040	2	2	**287,52**
189200076NW	76,1 x 2" x 76,1	108	93	53	67	1495	2	2	**314,42**
189304088NW	88,9 x 3/4" x 88,9	132	84	72	67	1255	2	2	**310,16**
189200088NW	88,9 x 2" x 88,9	132	100	72	74	1720	2	2	**326,49**
189304108NW	108 x 3/4" x 108	155	94	80	77	1700	2	2	**380,15**
189200108NW	108 x 2" x 108	155	110	80	84	2160	2	2	**403,02**

B 10 33

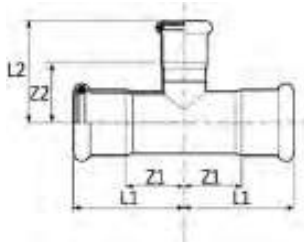

192 NW

"T" RIDOTTO

- REDUCING TEE
- T-STÜCK MIT REDUZIERTEM ABGANG
- TÉ RÉDUIT
- TE REDUCIDA HHH

MATERIAL: AISI 304L – 1.4307
O-RING: EPDM nero - black - Schwarz - noir - negro

CODE	De mm	L1 mm	L2 mm	Z1 mm	Z2 mm	g			€
192088076NW	88,9 x 76,1 x 88,9	132	125	72	70	1485	2	2	**374,54**
192108076NW	108 x 76,1 x108	155	135	80	80	1930	2	2	**401,01**
192108088NW	108 x 88,9 x108	155	144	80	81	1965	2	2	**463,21**

B 10 33

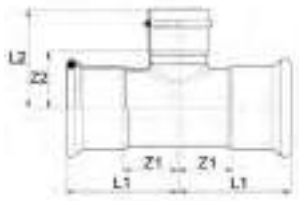

192 M_UNW

"T" RIDOTTO

- REDUCING TEE
- T-STÜCK MIT REDUZIERTEM ABGANG
- TÉ RÉDUIT
- TE REDUCIDA HHH

MATERIAL: AISI 304L – 1.4307
O-RING: EPDM nero - black - Schwarz - noir - negro

CODE	De mm	L1 mm	L2 mm	Z1 mm	Z2 mm	g			€
192076028UNW	76,1 x 28 x 76,1	108	78	53	54	964	2	2	**265,12**
192076035UNW	76,1 x 35 x 76,1	108	80,5	53	52,5	975	2	2	**285,05**
192076042UNW	76,1 x 42 x 76,1	108	90	53	54	1004	2	2	**307,55**
192076054UNW	76,1 x 54 x 76,1	108	95,5	53	54,5	1034	2	2	**327,48**
192088028UNW	88,9 x 28 x 88,9	132	95,5	72	61,5	1329	2	2	**275,08**
192088054UNW	88,9 x 54 x 88,9	132	103	72	62	1398	2	2	**335,21**
192108054UNW	108 x 54 x 108	155	112,5	80	71,5	1990	2	2	**364,88**

B 10 33

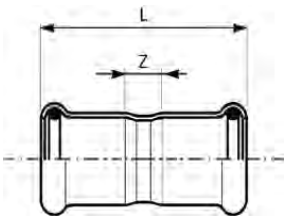

183/000 NW

MANICOTTO

- COUPLING
- MUFFE
- MANCHON
- MANGUITO HH

MATERIAL: AISI 304L – 1.4307
O-RING: EPDM nero - black - Schwarz - noir - negro

CODE	De mm	L mm	Z mm	g			€
183076000NW	76,1	142	32	635	4	4	100,67
183088000NW	88,9	166	46	765	4	4	115,02
183108000NW	108	203	41	1170	2	2	146,38

B 10 33

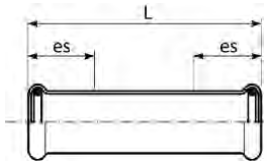

183/001 NW

MANICOTTO PASSANTE

- SLIP COUPLING
- SCHIEBEMUFFE
- MANCHON LONG
- MANGUITO SIN TOPE

MATERIAL: AISI 304L – 1.4307
O-RING: EPDM nero - black - Schwarz - noir - negro

CODE	De mm	L mm	es mm	g			€
183076001NW	76,1	230	60	940	2	2	302,23
183088001NW	88,9	260	70	1240	2	2	343,46
183108001NW	108	310	80	1835	2	2	424,83

B 10 33

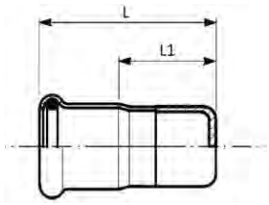

183/003 NW

TAPPO DI CHIUSURA

- STOP END
- VERSCHLUSSKAPPE
- BOUCHON D'OBTURATION
- TAPÓN

MATERIAL: AISI 304L – 1.4307
O-RING: EPDM nero - black - Schwarz - noir - negro

CODE	De mm	L mm	L1 mm	g			€
183076003NW	76,1	93	38	540	2	10	68,88
183088003NW	88,9	102	42	654	2	10	83,49
183108003NW	108	117	42	935	2	2	109,90

B 10 33

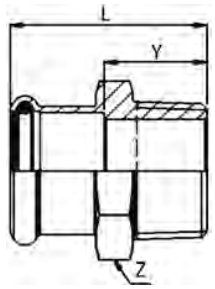

187 NW

MANICOTTO MISTO FILETTO M

- MALE ADAPTER
- ÜBERGANGSSTÜCK MIT AG
- RACCORD AVEC FILETAGE MALE
- UNIÓN MACHO

MATERIAL: AISI 304L – 1.4307
O-RING: EPDM nero - black - Schwarz - noir - negro
THREAD: EN 10226-1 (ex ISO 7/1)

CODE	De x R mm x inch	L mm	Z mm	Y mm	g			€
187212076NW	76,1 x 2"1/2	98	83	43	769	2	8	**327,89**
187300088NW	88,9 x 3"	111	98	51	1218	2	4	**489,90**
187400108NW	108 x 4"	132	118	57	1842	2	2	**563,94**

B 10 33

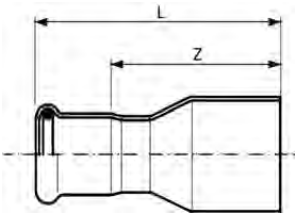

191 NW

RIDUZIONE MF

- REDUCER
- REDUZIERSTÜCK
- REDUCTION
- REDUCCIÓN MH

MATERIAL: AISI 304L – 1.4307
O-RING: EPDM nero - black - Schwarz - noir - negro

CODE	De mm	L mm	Z mm	g			€
191088076NW	88,9 x 76,1	186	131	813	4	4	**141,37**
191108076NW	108 x 76,1	209	154	1022	2	2	**145,59**
191108088NW	108 x 88,9	210	150	1107	2	2	**162,16**

B 10 33

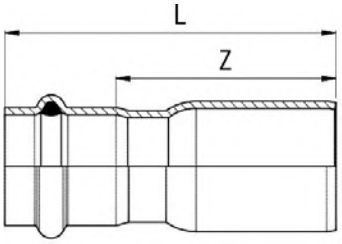

191 M_UNW

RIDUZIONE MF

- REDUCER
- REDUZIERSTÜCK
- REDUCTION
- REDUCCIÓN MH

MATERIAL: AISI 304L – 1.4307
O-RING: EPDM nero - black - Schwarz - noir - negro

CODE	De mm	L mm	Z mm	g			€
191076042UNW	76,1 x 42	155	119	482	4	4	**89,35**
191076054UNW	76,1 x 54	164	123	539	4	4	**91,32**
191088054UNW	88,9 x 54	184	146	693	4	4	**99,36**
191108054UNW	108 x 54	190	149	841	2	2	**107,08**

B 10 33

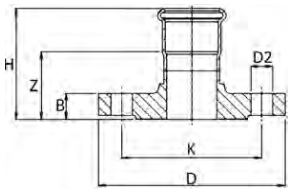

193/000 NW

MANICOTTO FLANGIATO

- ADAPTOR FLANGE
- ÜBERGANGSFLANSCH
- BRIDE DE RACCORDEMENT
- BRIDA ADAPTADOR

MATERIAL: AISI 304L – 1.4307
O-RING: EPDM nero - black - Schwarz - noir - negro

PN 16

CODE	De mm	DN flg	H mm	Z mm	B mm	D mm	D2 mm	Holes Nr.	K mm	g			€
193076000NW	76,1	65	105	50	18	185	18	4	145	3184	2	2	**391,01**
193088000NW	88,9	80	116	56	20	200	18	8	160	3950	2	2	**466,57**
193108000NW	108	100	132	57	20	220	18	8	180	4729	2	2	**555,36**

B 10 33

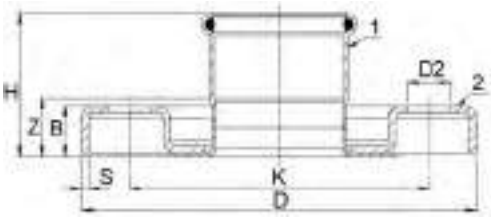

193/001 NW

MANICOTTO CON FLANGIA SCORREVOLE

- ADAPTOR LOOSE FLANGE
- UBERGANGSLOSFLANSCH
- BRIDE TOURNANTE DE RACCORDEMENT
- BRIDA LOCA CON ADAPTADOR

MATERIAL: 1 - AISI 304L – 1.4307
2 - AISI 304 – 1.4301
O-RING: EPDM nero - black - Schwarz - noir - negro

PN 10

CODE	De mm	DN flg	H mm	Z mm	B mm	D mm	D2 mm	Holes Nr.	K mm	g			€
193076001NW	76,1	65	86,5	31,5	23,5	185	18	4	145	1638	2	2	**200,07**
193088001NW	88,9	80	96	36	23,5	200	18	8	160	1879	2	2	**234,83**
193108001NW	108	100	116	41	24	220	18	8	180	2283	2	2	**259,17**

Certificazioni / Certifications

SYSTÈMES DE CANALISATIONS DE DISTRIBUTION D'EAU – SYSTÈME STEELPRES	79 -1975 - V2	Ø 15 – 108 mm
TUZVEDELMI MEGFELELŐSÉGÉRŐL	TMI - 3/2025	Ø 12 – 108 mm
HORGANYZOTT ACÉL CSÖVEK ÉS PRÉSIDOMOK STEELPRES PVC BEVONATOS HORGANYZOTT ACÉL CSÖVEK	A-42/2017	Ø 15 – 108 mm
LACZNIKI ZAPRASOWYWANE ZE STALI SYSTEMU INOXPRES I STEELPRES DO LACZENIA RUR ZE STALI	ITB-KOT-2019/1222	Ø 15 – 108 mm
RURY I ŁĄCZNIKI ZAPRASOWYWANE STEELPRES DN20 ÷ DN100 DO STAŁYCH URZĄDZEŃ GAŚNICZYCH WODNYCH	ITB-KOT-2020/1502	Ø 22 – 108 mm
SYSTÉM OCEL'OVYCH RÚR A OCEL'OVYCH LISOVACÍCH TVAROVIEK STEELPRES	0026/104/2011	Ø 15 – 108 mm
SYSTEM OF PIPES AND PRESS FITTINGS MADE OF CARBON STEEL	202/C5/2025/B-00158-25	Ø 12 – 108 mm

Campi di applicazione / Fields of application

steelPRES®

Riscaldamento
Heating

Raffrescamento
Cooling

Solare termico con O-Ring FKM
Solar thermal with FKM O-Ring

BAR

Aria compressa
Compressed air

steelPRES® **O-ring EPDM**

Nero | Black | Schwarz | Noir | Negro



SCOPRI
LA GAMMA
steelPRES®
DISCOVER
THE RANGE

RCM RACCORDERIE METALLICHE

I prezzi dei tubi sono validi fino a nuova comunicazione.
Pipe prices are valid until new update.
Die Rohrpreise gelten bis auf weiteres .
Les prix des tubes sont valables jusqu'à nouvelle communication.
Los precios de las tuberías son válidos hasta nueva comunicación.

316/005

≤54 B 40 41
76÷108 B 40 42

ZINCATO ESTERNAMENTE

- OUTSIDE GALVANIZED
- AUSSEN VERZINKT
- GALVANISÉS EXTÉRIEUR
- GALVANIZADO EXTERIOR

NORM: EN 10305-3

Mat. Nr.: 1.0215 (E 220 CR2S4) L=6 m

CODE	Dimensions mm x mm	Ø int mm	L m	kg/m	Volume l/m	Minimum package m	Bundle m	€/m
316012005	12 x 1,2	9,6	6	0,320	0,072	150	1014	**5,53**
316015005	15 x 1,2	12,6	6	0,408	0,125	120	1014	**6,13**
316018005	18 x 1,2	15,6	6	0,497	0,191	90	1014	**6,68**
316022005	22 x 1,5	19	6	0,824	0,284	60	762	**10,22**
316028005	28 x 1,5	25	6	1,052	0,491	60	546	**13,39**
316035005	35 x 1,5	32	6	1,320	0,804	30	546	**17,12**
316042005	42 x 1,5	39	6	1,620	1,194	30	366	**20,06**
316054005	54 x 1,5	51	6	2,098	2,042	30	366	**27,89**
316076005	76,1 x 2,0	72,1	6	3,652	4,080	12	114	**60,05**
316088005	88,9 x 2,0	84,9	6	4,290	5,660	12	114	**74,56**
316108005	108 x 2,0	104	6	5,230	8,490	6	114	**91,56**

Raccomandato per impianti di riscaldamento
Recommended for heating installation
Empfehlt fuer Heizunagsanlagen
Recommandé pour installations de chauffage
Recomendado para instalaciones de calefacción

I prezzi dei tubi sono validi fino a nuova comunicazione.
Pipe prices are valid until new update.
Die Rohrpreise gelten bis auf weiteres .
Les prix des tubes sont valables jusqu'à nouvelle communication.
Los precios de las tuberías son válidos hasta nueva comunicación.

316/003

≤54 B 40 44
76÷108 B 40 45

ZINCATO ESTERNAMENTE CON RIVESTIMENTO IN PP

- OUTSIDE GALVANIZED WITH PP-COATING
- AUSSEN VERZINKT MIT PP-UMMANTELUNG
- GALVANISÉS EXTÉRIEUR AVEC REVÊTEMENT PP
- GALVANIZADO EXTERIOR, REVESTIMIENTO DE PP

NORM: EN 10305-3

Mat. Nr.: 1.0215 (E 220 CR2S4) + PP L=6 m

CODE	Dimensions mm x mm	Ø int mm	L m	kg/m	Volume l/m	Minimum package m	Bundle m	€/m
316012003	12 x 1,2	9,6	6	0,358	0,072	150	900	**9,68**
316015003	15 x 1,2	12,6	6	0,454	0,125	120	960	**10,95**
316018003	18 x 1,2	15,6	6	0,552	0,191	90	990	**12,09**
316022003	22 x 1,5	19	6	0,890	0,284	60	720	**16,89**
316028003	28 x 1,5	25	6	1,136	0,491	60	540	**21,36**
316035003	35 x 1,5	32	6	1,424	0,804	30	540	**27,48**
316042003	42 x 1,5	39	6	1,744	1,194	30	360	**31,97**
316054003	54 x 1,5	51	6	2,257	2,042	30	360	**43,38**
316076003	76,1 x 2,0	72,1	6	3,875	4,080	12	108	**86,85**
316088003	88,9 x 2,0	84,9	6	4,550	5,660	12	108	**105,10**
316108003	108 x 2,0	104	6	5,545	8,490	6	114	**127,90**

Spessore polipropilene: 1 mm
Polypropylene thickness: 1 mm
Dicken plypropylen: 1 mm
Polypropylène d'épaisseur: 1 mm
Polipropileno de espesor: 1 mm

Raccomandato per impianti di raffrescamento
Recommended for cooling installation
Empfehlt fuer Kuehlungsanlagen
Recommandé pour installations de refroidissement
Recomendado para instalaciones de refrigeracion

I prezzi dei tubi sono validi fino a nuova comunicazione.
Pipe prices are valid until new update.
Die Rohrpreise gelten bis auf weiteres .
Les prix des tubes sont valables jusqu'à nouvelle communication.
Los precios de las tuberías son válidos hasta nueva comunicación.

316/002

≤54 B 40 43
76÷108 B 40 46

ZINCATO INTERNAMENTE ED ESTERNAMENTE

- INSIDE AND OUTSIDE GALVANIZED
- INNEN UND AUSSEN VERZINKT
- GALVANISÉS INTÉRIEUR ET EXTÉRIEUR
- GALVANIZADO INTERIOR Y EXTERIOR

NORM: EN 10305-3

Mat. Nr.: 1.0031 (E 190 CR2S4) L=6 m

CODE	Dimensions mm x mm	Ø int mm	L m	kg/m	Volume l/m	Minimum package m	Bundle m	€/m
316022002	22 x 1,5	19	6	0,824	0,284	60	1770	**11,85**
316028002	28 x 1,5	25	6	1,052	0,491	60	1380	**15,48**
316035002	35 x 1,5	32	6	1,320	0,804	30	966	**19,80**
316042002	42 x 1,5	39	6	1,620	1,194	30	822	**23,23**
316054002	54 x 1,5	51	6	2,098	2,042	30	510	**32,27**
316076000	76,1 x 2,0	72,1	6	3,652	4,080	12	234	**69,00**
316088000	88,9 x 2,0	84,9	6	4,290	5,660	12	198	**85,75**
316108000	108 x 2,0	104	6	5,230	8,490	6	138	**105,33**

Solo per impianti d'aria compressa e gas inerti.
Only for compressed air and inert gases systems.
Nur für Druckluft und Inertgas.
Seulement pour les systèmes à air comprimé et à gaz inertes.
Sólo para sistemas de aire comprimido y gases inertes.

Y 20 21

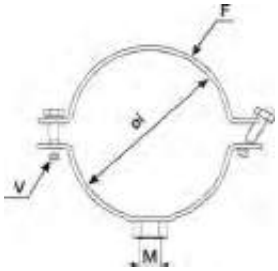

351

COLLARE PER TUBO STEELPRES

- CLAMP FOR STEELPRES PIPE
- ROHRSCHELLE FÜR STEELPRES ROHR
- COLLIER POUR TUBE STEELPRES
- ABRAZADERA PARA TUBO STEELPRES

MATERIAL: St. W 24
NOTE: dado saldato con puntatura elettrica
spot welded nut

CODE		DN mm	F lg x sp mm	V mm	g			€
351150001	**	15	20 x 2,5	M 6 x 20	60	2	50*	**4,29**
351308000		18	20 x 2,5	M 6 x 20	63	2	100*	**1,37**
351102000		22	20 x 2,5	M 6 x 20	65	2	100*	**1,29**
351304000		28	20 x 2,5	M 6 x 25	69	2	100*	**1,33**
351100000		35	20 x 2,5	M 6 x 25	78	2	100*	**1,35**
351114000		42	20 x 2,5	M 6 x 25	89	2	50*	**1,53**
351054000		54	20 x 2,5	M 6 x 25	100	2	50*	**1,69**
351212000		76,1	30 x 2,5	M 6 x 25	187	2	20*	**3,54**
351300000		88,9	30 x 2,5	M 6 x 25	215	2	20*	**3,72**
351108000		108	30 x 2,5	M 6 x 25	232	2	20*	**4,23**

(*) unità minima di vendita / minimum selling quantity
(**) Art. 351150001 Rivestimento in gomma – With rubber gasket – Mit Gummieinlage – Isophonique – Junta de goma (famiglia / family Y 20 25)

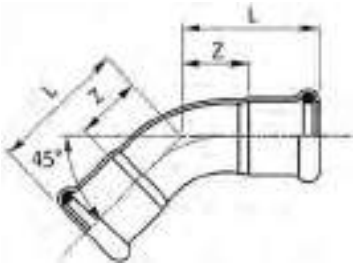

381/450

≤54 B 20 21
76÷108 B 20 22

CURVA 45° FF

- 45° ELBOW FF
- BOGEN 45° II
- COUDE FF 45°
- CURVA 45° HH

MATERIAL: E 195 - 1.0034
O-RING: EPDM nero - black - Schwarz - noir - negro

CODE	De mm	L mm	Z mm	g			€
381015450	15	27,5	7,5	37	20	400	**5,44**
381018450	18	29,5	9,5	45	20	300	**5,87**
381022450	22	32	11	59	20	200	**6,09**
381028450	28	37	14	87	10	100	**8,26**
381035450	35	43	17	124	10	60	**15,69**
381042450	42	51	21	175	4	40	**19,88**
381054450	54	62	30	282	2	20	**23,27**
381076450	76,1	131,5	76,5	910	2	2	**70,84**
381088450	88,9	144	84	1125	2	2	**102,47**
381108450	108	169	94	1620	2	2	**126,51**

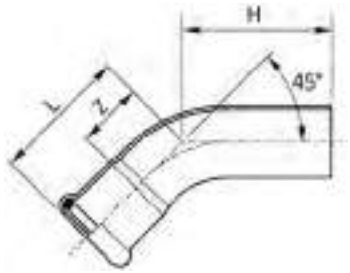

381/451

≤54 B 20 21
76÷108 B 20 22

CURVA 45° MF

- 45° ELBOW MF
- BOGEN 45° IA
- COUDE MF 45°
- CURVA 45° HM

MATERIAL: E 195 - 1.0034
O-RING: EPDM nero - black - Schwarz - noir - negro

CODE	De mm	L mm	H mm	Z mm	g			€
381015451	15	27,5	36	7,5	39	20	400	**5,44**
381018451	18	29,5	38	9,5	46	20	300	**5,64**
381022451	22	32	42	11	60	20	200	**5,89**
381028451	28	37	46	14	88	10	100	**8,62**
381035451	35	43	57	17	135	10	60	**15,42**
381042451	42	51	72	21	196	4	40	**19,66**
381054451	54	62	82	26	300	2	20	**23,06**
381076451	76,1	131,5	149	76,5	870	2	2	**67,89**
381088451	88,9	144	159	84	1365	2	2	**99,42**
381108451	108	169	199	94	1922	2	2	**126,11**

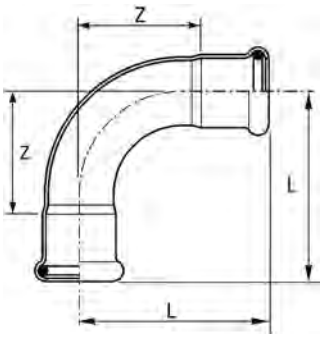

381/900

≤54 B 20 21
76÷108 B 20 22

CURVA 90° FF

- 90° ELBOW FF
- BOGEN 90° II
- COUDE FF 90°
- CURVA 90° HH

MATERIAL: E 195 - 1.0034
O-RING: EPDM nero - black - Schwarz - noir - negro

CODE	De mm	L mm	Z mm	g			€
381012900	12	42	24	42	20	400	5,51
381015900	15	38	18	44	20	400	4,68
381018900	18	41,5	21,5	55	20	300	5,03
381022900	22	47	26	73	10	150	5,79
381028900	28	56	33	109	10	100	7,91
381035900	35	68	42	156	5	50	17,12
381042900	42	80	50	231	2	30	28,30
381054900	54	100	64	369	2	18	33,69
381076900	76,1	160	105	1150	2	2	73,39
381088900	88,9	182	122	1560	2	2	101,20
381108900	108	220	145	2250	2	2	136,64

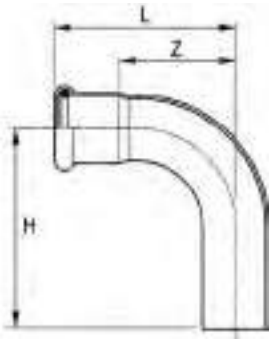

381/901

≤54 B 20 21
76÷108 B 20 22

CURVA 90° MF

- 90° ELBOW MF
- BOGEN 90° IA
- COUDE MF 90°
- CURVA 90° HM

MATERIAL: E 195 - 1.0034
O-RING: EPDM nero - black - Schwarz - noir - negro

CODE	De mm	L mm	H mm	Z mm	g			€
381012901	12	42	48	24	46	20	400	6,02
381015901	15	38	48	18	44	20	400	5,11
381018901	18	41,5	48,5	21,5	56	20	300	5,49
381022901	22	47	57	26	77	10	150	6,31
381028901	28	56	64	33	113	10	100	7,83
381035901	35	68	82	42	174	5	50	17,12
381042901	42	80	101	50	235	2	30	29,05
381054901	54	100	120	64	385	2	18	34,59
381076901	76,1	160	180	105	1155	2	2	69,08
381088901	88,9	182	197	122	1585	2	2	109,14
381108901	108	220	236	145	2155	2	2	133,36

B 20 21

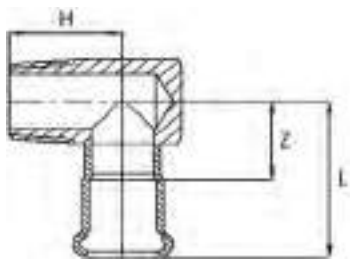

385

GOMITO MISTO 90° FILETTO M

- ELBOW ADAPTER 90° WITH MALE THREAD
- ÜBERGANGSWINKEL 90° AG
- EQUERRE 90° AVEC FILETAGE M
- CODO MACHO

MATERIAL: E 195 - 1.0034
O-RING: EPDM nero - black - Schwarz - noir - negro
THREAD: EN 10226-1 (ex ISO 7/1)

CODE	De x R mm x inch	L mm	H mm	Z mm	g			€
385308015	15 x 3/8"	36	21	16	90	20	200	16,42
385102015	15 x 1/2"	37	26	17	94	20	200	17,02
385102018	18 x 1/2"	37	26	17	105	10	100	18,44
385304022	22 x 3/4"	41	29	20	149	10	100	22,06

B 20 21

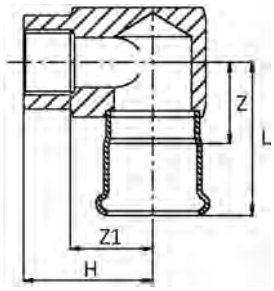

398

GOMITO MISTO 90° FILETTO F

- ELBOW ADAPTER 90° WITH FEMALE THREAD
- ÜBERGANGSWINKEL 90° IG
- EQUERRE 90° AVEC FILETAGE FEMELLE
- CODO HEMBRA

MATERIAL: E 195 - 1.0034
O-RING: EPDM nero - black - Schwarz - noir - negro
THREAD: EN 10226-1 (ex ISO 7/1)

CODE	De x Rp mm x inch	L mm	H mm	Z mm	Z1 mm	g			€
398304022	22 x 3/4"	46	44	25	27	270	10	50	32,21
398102028	28 x 1/2"	49	42	26	27	300	10	50	32,68
398304028	28 x 3/4"	49	47	26	30	330	10	50	32,68

B 20 21

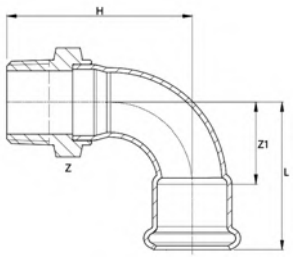

397

CURVA FILETTATA 90° FILETTO M

- 90° ELBOW MALE BSP
- BOGEN 90° MIT AG
- COUDE 90° AVEC FILETAGE M
- CODO A 90° MH

MATERIAL: E 195 - 1.0034
O-RING: EPDM nero - black - Schwarz - noir - negro
THREAD: EN 10226-1 (ex ISO 7/1)

CODE	De x R mm x inch	L mm	H mm	Z mm	Z1 mm	g			€
397308012	12 x 3/8"	34,5	37	22	24	42	20	300	15,23
397308015C	15 x 3/8"	38	47,5	21	18	62	20	300	13,99
397102015C	15 x 1/2"	38	47	21	18	69	20	300	15,55
397102018C	18 x 1/2"	41.6	50	24	21.6	82	20	200	15,78
397304022C	22 x 3/4"	47	59	30	26	122	10	100	19,44
397100028C	28 x 1"	56	67	36	33	189	10	50	24,32
397114035	35 x 1"1/4	68	80	46	42	262	5	40	39,73
397112042	42 x 1"1/2	80	98	60	50	413	2	20	61,12
397200054	54 x 2"	100	131,5	65	65	482	2	12	88,14

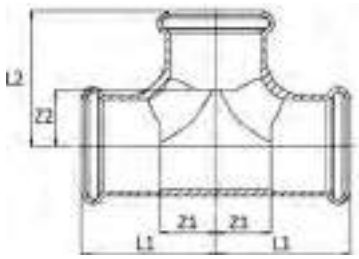

382

≤54 B 20 21
76÷108 B 20 22

"T"

- EQUAL TEE
- T-STÜCK
- TÉ ÉGAL
- TE IGUAL HHH

MATERIAL: E 195 - 1.0034
O-RING: EPDM nero - black - Schwarz - noir - negro

CODE	De mm	L1 mm	L2 mm	Z1 mm	Z2 mm	g			€
382012000	12	28	35	10	17	48	20	200	12,48
382015000*	15	32	32	10,5	10,5	72	20	200	11,74
382018000*	18	34	34	12,5	12,5	85	20	100	12,40
382022000*	22	37	37	14,5	14,5	116	20	100	12,94
382028000*	28	42	42	17, 5	17,5	173	10	50	16,52
382035000*	35	50	50	22, 5	22,5	240	4	32	24,54
382042000*	42	57	57	25,5	25,5	337	4	20	35,70
382054000*	54	69	69	32,5	32,5	473	2	12	42,76
382076000	76,1	108	118	52	63	1275	2	2	158,24
382088000	88,9	132	131	72	71	1535	2	2	181,74
382108000	108	155	160	80	85	2115	2	2	229,65

(*) idroformato - hydroformed - hydrogeformt - hydroformé - hidroformado

steelPRES®

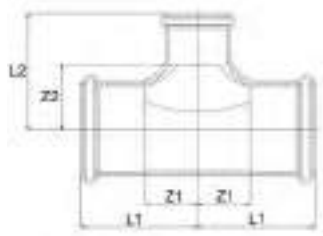

392

≤54 B 20 21
76÷108 B 20 22

"T" RIDOTTO

- REDUCING TEE
- T-STÜCK MIT REDUZIERTEM ABGANG
- TÉ RÉDUIT
- TE REDUCIDA HHH

MATERIAL: E 195 - 1.0034
O-RING: EPDM nero - black - Schwarz - noir - negro

CODE	De mm	L1 mm	L2 mm	Z1 mm	Z2 mm	g			€
392015012	15 x 12 x 15	37	33	16	15	64	20	100	13,72
392018012	18 x 12 x 18	40	34	19	16	72	20	100	13,85
392018015*	18 x 15 x 18	34	35	12,5	13,5	83	20	100	13,54
392022012	22 x 12 x 22	41	36	18	18	94	10	100	18,17
392022015*	22 x 15 x 22	37	38	14,5	16,5	110	10	100	14,41
392022018*	22 x 18 x 22	37	38	14,5	16	112	10	100	14,74
392028015*	28 x 15 x 28	42	40,5	17,5	19	146	10	50	18,63
392028018*	28 x 18 x 28	42	40,5	17,5	19	150	10	50	19,28
392028022*	28 x 22 x 28	42	41	17,5	20	155	10	50	19,87
392035015	35 x 15 x 35	50	44	24	24	205	5	50	25,63
392035018*	35 x 18 x 35	50	44	24	24	191	5	50	27,44
392035022*	35 x 22 x 35	50	44	22,5	23	207	5	50	27,97
392035028*	35 x 28 x 35	50	44	22,5	19,5	213	5	35	28,29
392042022*	42 x 22 x 42	57	53	25,5	30,5	285	4	20	35,06
392042028*	42 x 28 x 42	57	56	25,5	38	295	4	20	35,98
392042035*	42 x 35 x 42	57	61	25,5	33,5	311	4	20	37,40
392054022*	54 x 22 x 54	69	59	32,5	36,5	420	2	16	41,74
392054028*	54 x 28 x 54	69	64	32,5	39,5	432	2	16	42,62
392054035*	54 x 35 x 54	69	67	32,5	39,5	443	2	16	43,68
392054042*	54 x 42 x 54	69	70	32,5	38,5	461	2	16	46,31
392076022	76,1 x 22 x 76,1	108	74	52	53	995	2	2	143,95
392076028	76,1 x 28 x 76,1	108	77	52	54	1015	2	2	145,72
392076035	76,1 x 35 x 76,1	108	80	52	54	1025	2	2	148,84
392076042	76,1 x 42 x 76,1	108	84	52	54	1045	2	2	151,93
392076054	76,1 x 54 x 76,1	108	91	52	55	1065	2	2	153,58
392088028	88,9 x 28 x 88,9	132	84	72	61	1365	2	2	158,11
392088035	88,9 x 35 x 88,9	132	88	72	62	1395	2	2	161,26
392088042	88,9 x 42 x 88,9	132	91	72	61	1425	2	2	167,43
392088054	88,9 x 54 x 88,9	132	98	72	63	1455	2	2	173,65
392088076	88,9 x 76,1 x 88,9	132	125	72	70	1485	2	2	180,60
392108028	108 x 28 x 108	155	94	80	71	1815	2	2	193,82
392108035	108 x 35 x 108	155	97	80	71	1845	2	2	198,45
392108042	108 x 42 x 108	155	101	80	71	1875	2	2	201,54
392108054	108 x 54 x 108	155	108	80	72	1905	2	2	204,65
392108076	108 x 76,1 x 108	155	135	80	80	1935	2	2	210,84
392108088	108 x 88,9 x 108	155	144	80	84	1965	2	2	225,71
392088018	88,9 x 18 x 88,9	132	80	72	60	1279	2	2	157,90

(*) idroformato - hydroformed - hydrogeformt - hydroformé - hidroformado

B 20 21

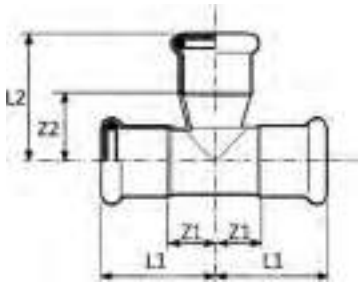

392/A

TEE ALLARGATO

- TEE OVERSIZE BRANCH
- T-STÜCK MIT ERWEITERTEM ABGANG
- TÉ AVEC SORTIE ÉVASÉE
- TE CON SALIDA ENSANCHADA

MATERIAL: E 195 - 1.0034
O-RING: EPDM nero - black - Schwarz - noir - negro

CODE	De mm	L1 mm	L2 mm	Z1 mm	Z2 mm	g			€
392012015	12 x 15 x 12	28	38	10	17	52	20	100	21,54
392015018	15 x 18 x 15	37	36	16	15	71	20	100	23,25
392015022	15 x 22 x 15	37	42	16	19	84	10	100	25,98
392018022	18 x 22 x 18	40	45	19	22	97	10	100	26,45
392022028	22 x 28 x 22	41	45	18	21	123	10	50	27,51

≤54 B 20 21
76÷108 B 20 22

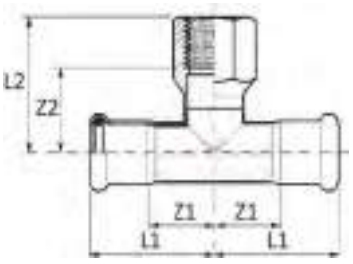

389

"T" CON DERIVAZIONE FILETTO F

- BRANCH TEE FEMALE BSP OUTLET
- T-STÜCK MIT ABGANG IG
- TÉ MIXTE AVEC FILETAGE F
- TE HEMBRA ROSCADA

MATERIAL: E 195 - 1.0034
O-RING: EPDM nero - black - Schwarz - noir - negro
THREAD: EN 10226-1 (ex ISO 7/1)

CODE	De x Rp x De mm x inch x mm	L1 mm	L2 mm	Z1 mm	Z2 mm	g			€
389102015	15 x 1/2" x 15	34,5	36	14	21	72	20	100	14,98
389102018	18 x 1/2" x 18	36,5	38	16	23	91	20	100	15,30
389102022	22 x 1/2" x 22	39	39	18	24	128	10	100	15,86
389304022	22 x 3/4" x 22	39	44	18	28	133	10	100	20,16
389102028	28 x 1/2" x 28	44	42	21	27	158	10	50	18,80
389304028	28 x 3/4" x 28	44	47	21	30	161	10	50	20,61
389100028	28 x 1" x 28	44	52,5	21	34	246	5	50	26,59
389102035	35 x 1/2" x 35	51	45	25	30	200	5	50	23,50
389304035	35 x 3/4" x 35	51	50	25	34	191	5	40	31,04
389100035	35 x 1" x 35	51	56	25	37	250	5	40	33,23
389102042	42 x 1/2" x 42	59	49	28	34	255	4	32	35,25
389304042	42 x 3/4" x 42	59	54	28	37	255	4	32	41,22
389102054	54 x 1/2" x 54	70	56	34	41	300	2	14	40,78
389304054	54 x 3/4" x 54	70	61	34	45	353	2	14	43,35
389100054	54 x 1" x 54	70	56	34	41	441	2	14	64,38
389102076	76,1 x 1/2" x 76,1	108	68	52	53	1040	2	2	187,73
389304076	76,1 x 3/4" x 76,1	108	77	52	60	1040	2	2	193,13
389102088	88,9 x 1/2" x 88,9	132	76	72	61	1255	2	2	205,23
389304088	88,9 x 3/4" x 88,9	132	84	72	68	1255	2	2	210,69
389102108	108 x 1/2" x 108	155	85	74	70	1700	2	2	255,30
389304108	108 x 3/4" x 108	155	94	74	77	1700	2	2	263,32

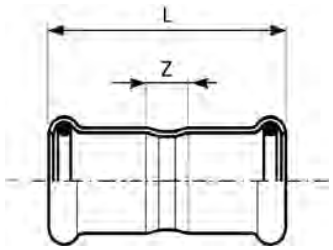

383/000

≤54 B 20 21
76÷108 B 20 22

MANICOTTO

- COUPLING
- MUFFE
- MANCHON
- MANGUITO HH

MATERIAL: E 195 - 1.0034
O-RING: EPDM nero - black - Schwarz - noir - negro

CODE	De mm	L mm	Z mm	g			€
383012000	12	42	6	25	20	500	4,37
383015000	15	49	9	33	20	500	3,42
383018000	18	50	10	40	20	300	3,59
383022000	22	53	11	52	20	200	4,00
383028000	28	56	10	69	10	150	4,86
383035000	35	63	10	90	10	100	8,05
383042000	42	72	12	127	4	60	10,91
383054000	54	83	13	189	2	24	12,99
383076000	76,1	142	32	635	4	4	40,47
383088000	88,9	166	46	765	4	4	50,92
383108000	108	203	41	1170	2	2	67,88

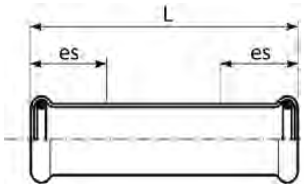

383/001

≤54 B 20 21
76÷108 B 20 22

MANICOTTO PASSANTE

- SLIP COUPLING
- SCHIEBEMUFFE
- MANCHON LONG
- MANGUITO SIN TOPE

MATERIAL: E 195 - 1.0034
O-RING: EPDM nero - black - Schwarz - noir - negro

CODE	De mm	L mm	es mm	g			€
383012001	12	56	22	42	20	500	5,40
383015001	15	81	25	55	20	200	4,84
383018001	18	81	25	59	20	200	5,44
383022001	22	84,5	25	81	20	100	5,79
383028001	28	92	30	111	10	100	7,14
383035001	35	102,5	30	150	10	50	15,07
383042001	42	117,5	40	213	4	40	17,67
383054001	54	139	40	314	4	20	19,99
383076001	76,1	230	60	940	2	2	62,68
383088001	88,9	260	70	1240	2	2	83,82
383108001	108	310	80	1835	2	2	90,45

B 20 21

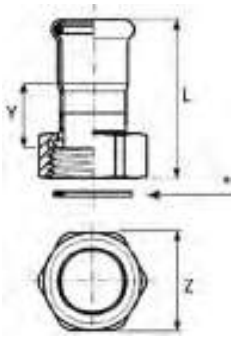

383/002

MANICOTTO CON DADO FOLLE

- VALVE CONNECTOR
- ANSCHLUSSVERSCHRAUBUNG
- RACCORD ÉCROU LIBRE
- RÁCOR DOS PIEZAS

MATERIAL: E 195 - 1.0034
O-RING: EPDM nero - black - Schwarz - noir - negro
GASKET: (*): EPDM nero - black - Schwarz - noir - negro
THREAD: ISO 228/1 (ex DIN 259)

CODE	De x G mm x inch	L mm	Z mm	Y mm	Gasket mm	g			€
383015002	15 x 3/4"	37	30	10	24x14 thk 2,5	60	10	250	13,55
383018002	18 x 3/4"	37	30	10	24x14 thk 2,5	68	10	250	13,97
383022012	22 x 3/4"	54	30	25	24x14 thk 2,5	103	10	200	15,36
383022002	22 x 1"	40	36	10	30x20 thk 2,5	86	10	200	14,94
383022022	22 x 1"1/2	42,5	55	14	44,5x30 thk 2,5	305	10	80	15,12
383028012	28 x 1"	58	36	27	30x20 thk 2,5	142	10	150	20,34
383028002	28 x 1"1/4	47	46	14	39x27 thk 2,5	136	10	150	20,28
383028022	28 x 1"1/2	48	55	14	44,5x30 thk 2,5	300	10	60	21,59
383035012	35 x 1"1/4	67	46	32	39x27 thk 2,5	237	4	60	27,04
383035002	35 x 1"1/2	52	55	14	44,5x30 thk 2,5	292	4	60	27,04
383042022	42 x 1"1/2	77	55	35	44,5x30 thk 2,5	422	2	40	38,38
383042002	42 x 1"3/4	55	60	14	50,5x38 thk 2,5	360	2	60	38,38
383042012	42 x 2"	56	65	14,5	56x42 thk 2,5	310	2	40	38,38
383054012	54 x 2"	83	65	36,5	56x42 thk 2,5	475	2	30	54,02
383054002	54 x 2"3/8	60	75	15	65,5x45 thk 3	442	2	40	54,25
383054022	54 x 2"1/2	65,5	81	16	71,5x53 thk 3	537	2	24	65,70

≤54 B 20 21
76÷108 B 20 22

383/003

TAPPO DI CHIUSURA

- STOP END
- VERSCHLUSSKAPPE
- BOUCHON D'OBTURATION
- TAPÓN

MATERIAL: E 195 - 1.0034
O-RING: EPDM nero - black - Schwarz - noir - negro

CODE	De mm	L mm	L1 mm	g			€
383012003	12	30	13	21	20	500	8,22
383015003	15	26	5	28	20	500	6,88
383018003	18	26	5	30	10	300	7,39
383022003	22	27	5	40	10	200	8,12
383028003	28	29	5	57	10	150	10,84
383035003	35	32	5	80	5	100	13,04
383042003	42	36	5	115	4	80	20,21
383054003	54	41	5	177	4	40	24,60
383076003	76,1	78	6	540	2	10	49,29
383088003	88,9	88	6	730	2	10	60,73
383108003	108	102	6	935	2	2	84,83

B 20 21

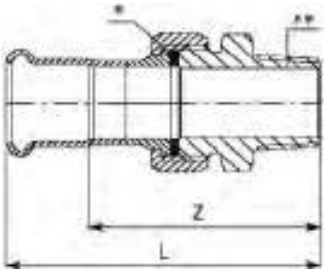

384/000

BOCCHETTONE SEDE PIANA FILETTO M

- STRAIGHT MALE UNION CONNECTOR
- DURCHGANGSVERSCHRAUBUNG MIT AUSSENGEWINDE
- RACCORD UNION FILETÉ
- RÁCOR 3 PIEZAS ROSCADO MACHO

MATERIAL: E 195 - 1.0034
FITTING: (**): ottone - brass - Messing - laiton - latón
O-RING: EPDM nero - black - Schwarz - noir - negro
GASKET: (*): EPDM nero - black - Schwarz - noir - negro
THREAD: EN 10226-1 (ex ISO 7/1)

CODE	De x R mm x inch	L mm	Z mm	Gasket mm	g			€
384015000	15 x 1/2"	64	44	24x14 thk 2,5	146	2	120	**26,94**
384018000	18 x 1/2"	64	44	24x14 thk 2,5	176	2	120	**31,23**
384022000	22 x 3/4"	69	46	30x20 thk 2,5	202	2	100	**36,07**
384028000	28 x 1"	80	56	39x27 thk 2,5	468	2	60	**38,21**
384035000	35 x 1"1/4	89	62	44,5x30 thk 2,5	618	2	40	**52,78**
384042000	42 x 1"1/2	93	61	50,5x38 thk 2,5	824	2	30	**80,64**
384054000	54 x 2"	104	66	65,5x45 thk 3	1178	2	20	**183,43**

B 20 21

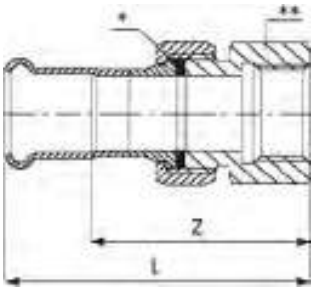

384/001

BOCCHETTONE SEDE PIANA FILETTO F

- STRAIGHT FEMALE UNION CONNECTOR
- DURCHGANGSVERSCHRAUBUNG MIT INNENGEWINDE
- RACCORD UNION TARAUDÉ
- RÁCOR 3 PIEZAS HEMBRA

MATERIAL: E 195 - 1.0034
FITTING: (**): ottone - brass - Messing - laiton - latón
O-RING: EPDM nero - black - Schwarz - noir - negro
GASKET: (*): EPDM nero - black - Schwarz - noir - negro
THREAD: EN 10226-1 (ex ISO 7/1)

CODE	De x Rp mm x inch	L mm	Z mm	Gasket mm	g			€
384015001	15 x 1/2"	59	38	24x14 thk 2,5	138	2	120	**30,71**
384018001	18 x 1/2"	59	38	24x14 thk 2,5	140	2	120	**32,04**
384022001	22 x 3/4"	64	41	30x20 thk 2,5	209	2	100	**37,37**
384028001	28 x 1"	73	49	39x27 thk 2,5	450	2	60	**53,16**
384035001	35 x 1"1/4	81	54	44,5x30 thk 2,5	600	2	40	**68,93**
384042001	42 x 1"1/2	85	53	50,5x38 thk 2,5	621	2	30	**101,96**
384054001	54 x 2"	102	66	65,5x45 thk 3	1189	2	20	**129,29**

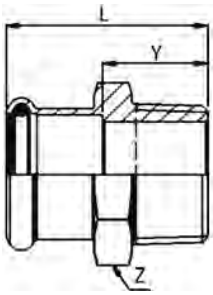

387

≤54 B 20 21
76÷108 B 20 22

MANICOTTO MISTO FILETTO M

- MALE ADAPTER
- ÜBERGANGSSTÜCK MIT AG
- RACCORD AVEC FILETAGE MALE
- UNIÓN MACHO

MATERIAL: E 195 - 1.0034
O-RING: EPDM nero - black - Schwarz - noir - negro
THREAD: EN 10226-1 (ex ISO 7/1)

CODE	De x R mm x inch	L mm	Z mm	Y mm	g			€
387308012	12 x 3/8"	38	19	21	41	20	300	**9,68**
387308015	15 x 3/8"	41	24	21	58	20	400	**9,73**
387102015	15 x 1/2"	44	24	24	65	20	300	**9,73**
387304015	15 x 3/4"	44	27	24	78	10	200	**9,98**
387102018	18 x 1/2"	44	27	24	72	20	300	**10,02**
387304018	18 x 3/4"	45	30	25	107	10	200	**11,74**
387102022	22 x 1/2"	42	32	21	60	10	200	**11,22**
387304022	22 x 3/4"	45	32	25	93	10	200	**11,23**
387100022	22 x 1"	46	36	25	154	10	100	**12,61**
387304028	28 x 3/4"	47	38	24	114	10	100	**13,62**
387100028	28 x 1"	48	38	25	116	10	100	**14,03**
387114028	28 x 1"1/4	52	46	29	195	5	50	**15,16**
387100035	35 x 1"	52	46	25	169	5	50	**17,72**
387114035	35 x 1"1/4	56	46	29	205	5	50	**18,10**
387112035	35 x 1"1/2	55	50	28	220	5	50	**19,19**
387112042	42 x 1"1/2	63	55	33	250	4	40	**20,60**
387200054	54 x 2"	72	65	36	356	4	32	**32,61**
387212076	76,1 x 2"1/2	98	83	43	752	2	8	**139,67**
387300088	88,9 x 3"	111	98	51	1191	2	4	**208,94**
387400108	108 x 4"	132	118	57	1802	2	2	**227,45**

B 20 21

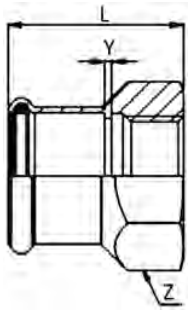

390

MANICOTTO MISTO FILETTO F

- FEMALE ADAPTER
- ÜBERGANGSSTÜCK MIT IG
- RACCORD AVEC FILETAGE FEMELLE
- UNIÓN HEMBRA

MATERIAL: E 195 - 1.0034
O-RING: EPDM nero - black - Schwarz - noir - negro
THREAD: EN 10226-1 (ex ISO 7/1)

CODE	De x Rp mm x inch	L mm	Z mm	Y mm	g			€
390102012	12 x 1/2"	36	27	3	55	20	300	**14,21**
390308015	15 x 3/8"	35	24	2	48	20	300	**9,74**
390102015	15 x 1/2"	38	27	2	60	20	300	**9,74**
390304015	15 x 3/4"	39	32	2	78	10	200	**10,01**
390102018	18 x 1/2"	38	27	2	60	20	300	**10,01**
390304018	18 x 3/4"	39	32	2	78	10	200	**12,01**
390102022	22 x 1/2"	39	32	2	96	10	200	**12,28**
390304022	22 x 3/4"	40	32	2	81	10	150	**12,45**
390100022	22 x 1"	43	41	2	147	10	100	**14,06**
390102028	28 x 1/2"	41	38	2	155	10	100	**13,12**
390304028	28 x 3/4"	42	38	2	132	10	100	**14,44**
390100028	28 x 1"	45	41	2	147	10	100	**14,44**
390100035	35 x 1"	51	46	2	218	5	50	**15,94**
390114035	35 x 1"1/4	52	46	2	154	5	50	**16,83**
390112042	42 x 1"1/2	56	55	2	245	4	40	**18,45**
390200054	54 x 2"	65	65	2	329	4	32	**30,87**

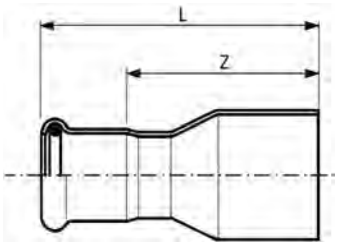

≤54 B 20 21
76÷108 B 20 22

391

RIDUZIONE MF

- REDUCER
- REDUZIERSTÜCK
- REDUCTION
- REDUCCIÓN MH

MATERIAL: E 195 - 1.0034
O-RING: EPDM nero - black - Schwarz - noir - negro

CODE	De mm	L mm	Z mm	g			€
391015012	15 x 12	51	33	29	20	500	5,36
391018012	18 x 12	53	35	32	20	500	5,36
391018015	18 x 15	57	37	36	20	500	5,08
391022012	22 x 12	60	42	41	20	300	5,86
391022015	22 x 15	64	44	45	20	300	5,08
391022018	22 x 18	60	40	48	20	300	5,48
391028015	28 x 15	76,5	56,5	50	20	200	9,34
391028018	28 x 18	68	48	62	20	200	8,03
391028022	28 x 22	65	42,5	59	20	200	4,99
391035022	35 x 22	70	49	89	10	100	6,83
391035028	35 x 28	71	48	91	10	100	5,83
391042022	42 x 22	97	76	120	4	80	23,60
391042028	42 x 28	93	70	127	4	80	23,60
391042035	42 x 35	81	55	130	4	40	20,31
391054022	54 x 22	104	83	192	4	40	41,93
391054028	54 x 28	108,5	85,5	155	4	40	41,93
391054035	54 x 35	108	82	189	4	40	36,82
391054042	54 x 42	97,5	67,5	205	4	32	22,91
391076042	76,1 x 42	157	127	506	4	4	62,20
391076054	76,1 x 54	159	124	517	4	4	57,43
391088054	88,9 x 54	179	143	667	4	4	73,86
391088076	88,9 x 76,1	184	129	792	4	4	87,52
391108076	108 x 76,1	203	148	983	2	2	93,64
391108088	108 x 88,9	207	147	1079	2	2	112,14

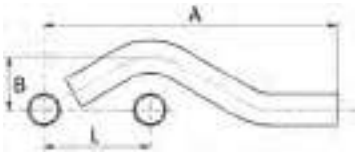

B 20 21

379

"S" DI SCAVALCAMENTO MM

- PIPE BRIDGE
- SPRUNGBOGEN
- "S" DE CHEVAUCHEMENT MALE
- "S" DE SUPERPOSICIÓN MM

MATERIAL: E 195 - 1.0034

CODE	De mm	L mm	A mm	B mm	g			€
379012000	12	55	154	35	10	10	150	7,30
379015000	15	57	158	30	14	10	150	7,85
379018000	18	60	166	31	17	10	100	8,76
379022000	22	65	179	33	29	10	50	10,50
379028000	28	73	206	36	44	10	50	12,45

B 20 21

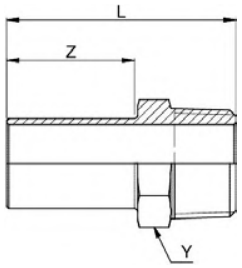

393/M

MANICOTTO CON INSERIMENTO FILETTO M

- MALE REDUCTION SOCKET
- ÜBERGANG AUSSENGEWINDE MIT EINSCHUBENDE
- MANCHON DE RÉDUCTION FILETÉ
- ADAPTADOR MACHO

MATERIAL: E 195 - 1.0034
THREAD: EN 10226-1 (ex ISO 7/1)

CODE	De x R mm x inch	L mm	Z mm	Y mm	g			€
393102115	15 x 1/2"	52	31	22	56	20	300	7,71
393102118	18 x 1/2"	52	31	22	49	20	300	8,42
393304118	18 x 3/4"	55	31	27	93	20	200	8,92
393102122	22 x 1/2"	55	32	27	68	10	200	9,52
393304122	22 x 3/4"	56	32	27	78	10	200	11,55
393100128	28 x 1"	64	37	38	141	10	100	16,68

B 20 21

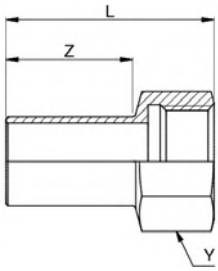

393/F

MANICOTTO CON INSERIMENTO FILETTO F

- FEMALE REDUCTION SOCKET
- ÜBERGANG INNENGEWINDE MIT EINSCHUBENDE
- MANCHON DE RÉDUCTION AVEC TARAUDAGE
- ADAPTADOR HEMBRA

MATERIAL: E 195 - 1.0034
THREAD: EN 10226-1 (ex ISO 7/1)

CODE	De x Rp mm x inch	L mm	Z mm	Y mm	g			€
393102015	15 x 1/2"	52	37	24	49	20	400	7,01
393102018	18 x 1/2"	52	37	24	50	20	400	7,58
393304018	18 x 3/4"	51	37	30	62	20	300	8,49
393102022	22 x 1/2"	52	37	24	51	20	300	9,42
393304022	22 x 3/4"	52	38	30	63	20	300	10,94

B 20 21

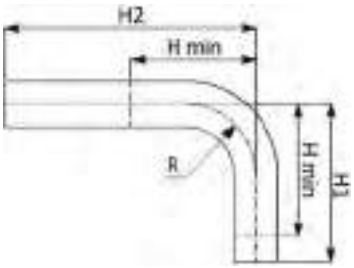

394/900

TUBO CURVO 90°

- 90° ELBOW MM
- PASSBOGEN 90°
- COUDE D'AJUSTEMENT 90°
- TUBO RICURVO 90° MM

MATERIAL: E 195 - 1.0034

CODE	De mm	H1 mm	H min mm	H2 mm	R mm	g			€
394015900	15	70	48	120	35	87	20	160	6,77
394018900	18	70	53	120	38	105	20	120	7,57
394022900	22	70	61	120	40	130	10	100	7,69
394028900	28	97	80	125	45	197	10	50	8,77
394035900	35	120	90	200	42	372	4	20	20,07
394042900	42	160	115	250	50	578	2	10	30,97
394054900	54	300	140	305	65	1114	2	4	42,20

B 20 21

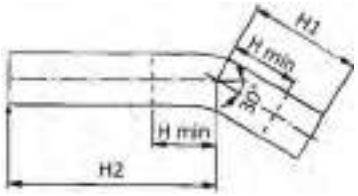

394/300

TUBO CURVO 30°

- 30° ELBOW MM
- PASSBOGEN 30°
- COUDE D'AJUSTEMENT 30°
- TUBO RICURVO 30° MM

MATERIAL: E 195 - 1.0034

CODE	De mm	H1 mm	H min mm	H2 mm	g			€
394028300	28	54	47	130	179	10	50	14,36
394035300	35	80	50	218	366	4	24	27,08
394042300	42	98	54	274	553	2	10	39,90
394054300	54	137	72	324	888	2	2	52,27

B 20 21

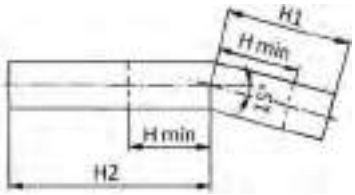

394/150

TUBO CURVO 15°

- 15° ELBOW MM
- PASSBOGEN 15°
- COUDE D'AJUSTEMENT 15°
- TUBO RICURVO 15° MM

MATERIAL: E 195 - 1.0034

CODE	De mm	H1 mm	H min mm	H2 mm	g			€
394028150	28	45	38	136	176	10	50	14,36
394035150	35	62	32	234	364	4	24	27,08
394042150	42	94	50	276	551	2	10	39,90
394054150	54	117	52	337	876	2	2	52,27

≤54 B 20 21
76÷108 B 20 22

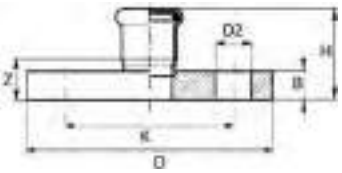

393/002

MANICOTTO FLANGIATO

- ADAPTOR FLANGE
- ÜBERGANGSFLANSCH
- BRIDE DE RACCORDEMENT
- BRIDA ADAPTADOR

MATERIAL: E 195 - 1.0034
O-RING: EPDM nero - black - Schwarz - noir - negro

PN 6

CODE	De mm	DN flg	H mm	Z mm	B mm	D mm	D2 mm	Holes Nr.	K mm	g			€
393015002	15	15	39	19	12	80	11	4	55	434	2	20	50,92
393018002	18	15	39,5	19,5	12	80	11	4	55	431	2	20	53,67
393022002	22	20	42,5	21,5	14	90	11	4	65	636	2	14	57,81
393028002	28	25	45,5	22,5	14	100	11	4	75	784	2	10	68,15
393035002	35	32	51	25,5	16	120	14	4	90	1259	2	6	78,46
393042002	42	40	55	25	16	130	14	4	100	1472	2	6	86,74
393054002	54	50	62	26	16	140	14	4	110	1657	2	4	105,34
393076002	76,1	65	100,5	45,5	14	160	14	4	130	1849	2	2	185,85
393088002	88,9	80	112	52	16	190	18	4	150	2879	2	2	210,65
393108002	108	100	128	53	16	210	18	4	170	3488	2	2	309,78

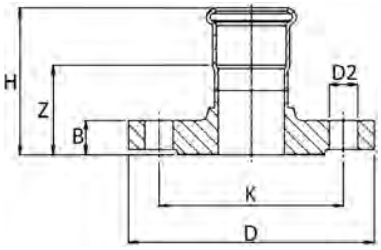

393/000

≤54 B 20 21
76÷108 B 20 22

MANICOTTO FLANGIATO

- ADAPTOR FLANGE
- ÜBERGANGSFLANSCH
- BRIDE DE RACCORDEMENT
- BRIDA ADAPTADOR

MATERIAL: E 195 - 1.0034
O-RING: EPDM nero - black - Schwarz - noir - negro

PN 16

CODE	De mm	DN flg	H mm	Z mm	B mm	D mm	D2 mm	Holes Nr.	K mm	g			€
393015000	15	15	43	23	16	95	14	4	65	578	2	20	62,15
393018000	18	15	44	24	16	95	14	4	65	572	2	20	64,47
393022000	22	20	47	26	18	105	14	4	75	754	2	14	70,07
393028000	28	25	50	27	18	115	14	4	85	1094	2	10	77,58
393035000	35	32	53	27	18	140	18	4	100	1672	2	6	97,03
393042000	42	40	57	27	18	150	18	4	110	1988	2	6	109,96
393054000	54	50	64	28	18	165	18	4	125	2666	2	4	136,25
393076000	76,1	65	104,5	49,5	18	185	18	8	145	2994	2	2	215,61
393088000	88,9	80	116	56	20	200	18	8	160	3861	2	2	254,82
393108000	108	100	132	57	20	220	18	8	180	4623	2	2	352,89

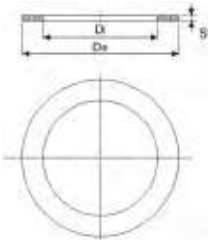

434/PN 6

R 30 30

GUARNIZIONE ECOLOGICA PER FLANGE

- GASKET FOR FLANGE
- FLANSCHDICHTUNG
- JOINT POUR BRIDE
- JUNTA ECOLÓGICA PARA BRIDA

MATERIAL: Sesalit Eco
NORM: EN 1092-1

PN 6

CODE	DN	De mm	Di mm	S mm	g		€
434015006	15 - (1/2")	44	20	2	4	10	0,86
434020006	20 - (3/4")	54	25	2	6	10	1,26
434025006	25 - (1")	64	30	2	9	10	1,75
434032006	32 - (1"1/4)	75	38	2	11	10	2,35
434040006	40 - (1"1/2)	85	45	2	14	10	3,07
434050006	50 - (2")	95	57	2	15	10	4,67
434065006	65 - (2"1/2)	115	76	2	19	10	6,43
434080006	80 - (3")	132	89	2	26	10	7,62
434100006	100 - (4")	152	108	2	29	10	9,02

R 30 30

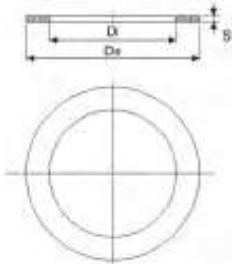

434/PN10-16

GUARNIZIONE ECOLOGICA PER FLANGE

- GASKET FOR FLANGE
- FLANSCHDICHTUNG
- JOINT POUR BRIDE
- JUNTA ECOLÓGICA PARA BRIDA

PN 10/16

MATERIAL: Sesalit Eco
NORM: EN 1092-1

CODE	DN	De mm	Di mm	S mm	g		€
434015000	15 - (1/2")	50	20	2	6	10	**0,86**
434020000	20 - (3/4")	60	25	2	8	10	**1,24**
434025000	25 - (1")	70	30	2	10	10	**1,74**
434032000	32 - (1"1/4)	82	38	2	14	10	**2,35**
434040000	40 - (1"1/2)	92	45	2	17	10	**3,07**
434050000	50 - (2")	108	57	2	22	10	**4,62**
434065000	65 - (2"1/2)	127	76	2	27	10	**6,38**
434080000	80 - (3")	142	89	2	30	10	**7,55**
434100000	100 - (4")	162	108	2	38	10	**8,66**

Sesalit ECO: fibre organiche e sintetiche legate con gomma NBR/SBR esente amianto
IMPIEGHI: Acqua calda e fredda, olii vegetali ed animali, aria, alcuni carburanti (no GAS)
LIMITI DI TEMPERATURA ORIENTATIVI
Temperatura massima per brevi esposizioni: 180º-200º C
Temperatura massima di esercizio continuo per fluidi non aggressivi: 140º C
Temperatura massima di esercizio continuo con vapore: 110º C
Temperatura minima di esercizio -40ºC
OMOLOGAZIONI: acqua potabile WRAS nº 240155028

Sesalit ECO: organic and synthetic fibers bonded with NBR/SBR asbestos-free
USES: hot and cold water, vegetable and animal oils, air, some fuels (no GAS)
GUIDELINE TEMPERATURE LIMITS
Maximum temperature for short exposure: 180º-200º C
Maximum operating temperature for continuous non-aggressive fluids: 140º C
Maximum temperature for continuous operation with steam: 110º C
Minimum operating temperature -40ºC
APPROVAL: potable water WRAS nº 240155028

B 20 22

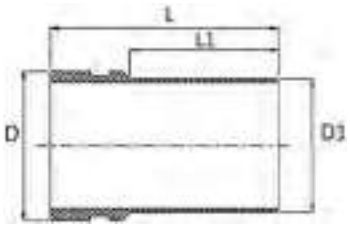

322

RACCORDO DI TRANSIZIONE STEELPRES TUBAZIONI SCANALATE A GIUNTI RAPIDI

- TRANSITION PIECE STEELPRES/COUPLINGS
- ÜBERGANG STEELPRES/KUPPLUNG
- RACORD DE PASAGE ENTRE STEELPRES ET TUBE CANNELÉ
- RÁCOR DE TRANSICIÓN STEELPRES/TUBERIA CANALADA

MATERIAL: E 275+N - 1.0225

CODE	D mm	D1 mm	L mm	L1 mm	g			€
322060042	60	42	120	69	410	1	25	**62,25**
322060054	60	54	120	80	410	1	20	**101,37**
322076054	76	54	130	76	585	1	15	**149,70**

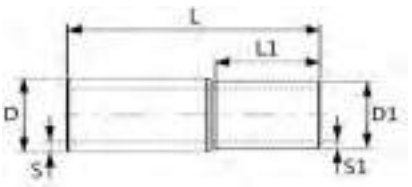

375

≤54 B 20 21
76÷108 B 20 22

GIUNTO A SALDARE SENZA ZINCATURA

- COMBINATION PIPE WELDING END (NOT GALVANIZED)
- KOMBIROHR MIT ANSCHWEISSENDE (NICHT VERZINKT)
- TUBE RÉDUIT AVEC EXTRÉMITÉ À SOUDER (NON GALVANISÉ)
- UNIÓN A SALDAR SIN ZINCADURA

MATERIAL: E 195 - 1.0034

CODE	D mm	D1 mm	S mm	S1 mm	L1 mm	L mm	g			€
375308012	17,2	12	4,1	1,5	26	120	124	10	100	**39,81**
375308015	17,2	15	2,6	1,5	30	120	89	10	100	**41,84**
375102018	21,3	18	3,15	1,5	30	120	132	10	100	**45,47**
375304022	26,9	22	3,95	1,5	34	120	216	10	100	**47,43**
375100028	33,7	28	4,35	1,5	34	120	303	5	80	**59,26**
375114035	42,4	35	5,2	1,5	40	120	423	5	50	**77,16**
375112042	48,3	42	4,65	1,5	45	120	438	5	40	**81,94**
375200054	60,3	54	4,65	1,5	50	120	537	2	24	**139,34**
375212076	76,1	76,1	3,7	2	70	120	570	2	20	**173,69**
375300088	88,9	88,9	4,1	2	75	120	692	2	12	**195,37**
375400108	114,3	108	5,2	2	90	120	842	2	8	**259,58**

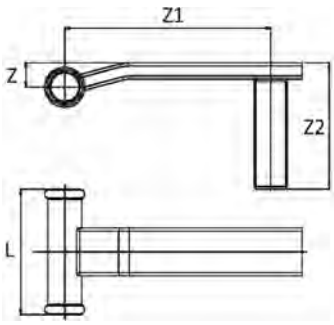

396/RAD

B 20 21

ATTACCO VERNICIATO PER RADIATORE

- PAINTED RADIATOR CONNECTOR
- HEIZUNGSANSCHLUSS LACKIERT
- CONNECTEUR PEINT DE RADIATEUR
- CONECTADOR PINTADO DEL RADIADOR

MATERIAL: E 195 - 1.0034
O-RING: EPDM nero - black - Schwarz - noir - negro

CODE	De mm	L mm	Z mm	Z1 mm	Z2 mm	g			€
396102015V	15 x 1/2"	80	16	131	81	224	1	50	**89,51**
396102018V	18 x 1/2"	80	16	131	81	236	1	50	**89,70**

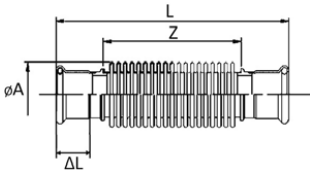

199

≤54 B 10 11
76÷108 B 10 12

COMPENSATORE DI DILATAZIONE

- EXPANSION COMPENSATOR
- WELLENKOMPENSATOR
- COMPENSATEUR D'EXPANSION
- DILATADOR

MATERIAL: AISI 316L – 1.4404
O-RING: EPDM nero - black - Schwarz - noir - negro

CODE	De mm	L mm	Z mm	A mm	g			€
199015000	15	139	71	22	80	1	100	**184,61**
199018000	18	143	74	27	108	1	80	**203,05**
199022000	22	139	68	34	130	1	80	**226,14**
199028000	28	150	73	41	155	1	40	**290,81**
199035000	35	177	90	51	251	1	24	**360,00**
199042000	42	202	107	61	440	1	16	**429,22**
199054000	54	221	113	71	550	1	12	**530,76**
199076000	76,1	278	180	87	1464	1	2	**811,40**
199088000	88,9	314	235	105	1871	1	2	**1002,88**
199108000	108	388	255	131	2845	1	2	**1162,26**

Sono concessi singoli raccordi in acciaio inox inseriti in un impianto in acciaio al carbonio.
Single joints in stainless steel are accepted inside a carbon steel installations.
Einzelne Fittinge Inox in einer Carbon-Anlage sind zulassig.
Sont concedes les raccords simples inox inseres dans l'installation carbone.
Se aceptan accesorios independientes de inox / cobre / cuproniquel insertados en una instalación de acero carbono.

199 - Compensatore di dilatazione - Expansion compensator - Wellenkompensator Compensateur d'expansion - Dilatador

La corsa massima di lavoro non deve superare la corsa nominale sotto indicata / The maximum axial stroke must not exceed the nominal value below indicated
La course axiale maximum ne doit pas dépasser la course nominale indiquée ci-dessous / Der maximale Axialhub darf den unten angegebenen Nennwert nicht überschreiten / El rango máximo de trabajo no debe exceder el rango nominal abajo indicado

Code	DN	Cycles MAX	Temperature °C																			
			20°		40°		60°		80°		100°		120°		140°		160°		180°		200°	
			ΔL (mm)	P (bar)	ΔL (mm)	P (bar)	ΔL (mm)	P (bar)	ΔL (mm)	P (bar)	ΔL (mm)	P (bar)	ΔL (mm)	P (bar)	ΔL (mm)	P (bar)	ΔL (mm)	P (bar)	ΔL (mm)	P (bar)	ΔL (mm)	P (bar)
199 / 15	15		16,0		14,7		13,6		12,6		11,8		11,4		10,9		10,6		10,2		9,9	
199 / 18	18		18,0		16,6		15,3		14,2		13,3		12,8		12,3		11,9		11,5		11,2	
199 / 22	22		20,0		18,4		17,0		15,8		14,8		14,2		13,7		13,2		12,8		12,4	
199 / 28	28	800	22,0	16	20,2	14,5	18,7	13,5	17,4	12,5	16,3	12	15,6	11,5	15,0	11	14,5	10,5	14,1	10,2	13,6	9,5
199 / 35	35		26,0		23,9		22,1		20,5		19,2		18,5		17,8		17,2		16,6		16,1	
199 / 42	42		32,0		29,4		27,2		25,3		23,7		22,7		21,9		21,1		20,5		19,8	
199 / 54	54		36,0		33,1		30,6		28,4		26,6		25,6		24,6		23,8		23,0		22,3	
199 / 76	76		30,0		27,6		25,5		23,7		22,2		21,3		20,5		19,8		19,2		18,6	
199 / 88	89	500	40,0	16	36,8	14,5	34,0	13,5	31,6	12,5	29,6	12	28,4	11,5	27,3	11	26,4	10,5	25,6	10,2	24,8	9,5
199 / 108	108		50,0		46,0		42,5		39,5		37,0		35,5		34,2		33,0		32,0		31,0	

Code	DN	Cycles MAX	Temperature °C																			
			20°		40°		60°		80°		100°		120°		140°		160°		180°		200°	
			ΔL (mm)	P (bar)	ΔL (mm)	P (bar)	ΔL (mm)	P (bar)	ΔL (mm)	P (bar)	ΔL (mm)	P (bar)	ΔL (mm)	P (bar)	ΔL (mm)	P (bar)	ΔL (mm)	P (bar)	ΔL (mm)	P (bar)	ΔL (mm)	P (bar)
199 / 15	15		11,2		10,3		9,5		8,8		8,3		8,0		7,6		7,4		7,2		6,9	
199 / 18	18		12,6		11,6		10,7		10,0		9,3		8,9		8,6		8,3		8,1		7,8	
199 / 22	22		14,0		12,9		11,9		11,1		10,4		9,9		9,6		9,2		9,0		8,7	
199 / 28	28	2900	15,4	16	14,2	14,5	13,1	13,5	12,2	12,5	11,4	12	10,9	11,5	10,5	11	10,2	10,5	9,9	10,2	9,5	9,5
199 / 35	35		18,2		16,7		15,5		14,4		13,5		12,9		12,4		12,0		11,6		11,3	
199 / 42	42		22,4		20,6		19,0		17,7		16,6		15,9		15,3		14,8		14,3		13,9	
199 / 54	54		25,2		23,2		21,4		19,9		18,6		17,9		17,2		16,6		16,1		15,6	
199 / 76	76		21,0		19,3		17,9		16,6		15,5		14,9		14,3		13,9		13,4		13,0	
199 / 88	89	1800	28,0	16	25,8	14,5	23,8	13,5	22,1	12,5	20,7	12	19,9	11,5	19,1	11	18,5	10,5	17,9	10,2	17,4	9,5
199 / 108	108		35,0		32,2		29,8		27,7		25,9		24,9		23,9		23,1		22,4		21,7	

Code	DN	Cycles MAX	Temperature °C																			
			20°		40°		60°		80°		100°		120°		140°		160°		180°		200°	
			ΔL (mm)	P (bar)	ΔL (mm)	P (bar)	ΔL (mm)	P (bar)	ΔL (mm)	P (bar)	ΔL (mm)	P (bar)	ΔL (mm)	P (bar)	ΔL (mm)	P (bar)	ΔL (mm)	P (bar)	ΔL (mm)	P (bar)	ΔL (mm)	P (bar)
199 / 15	15		8,0		7,4		6,8		6,3		5,9		5,7		5,5		5,3		5,1		5,0	
199 / 18	18		9,0		8,3		7,7		7,1		6,7		6,4		6,1		5,9		5,8		5,6	
199 / 22	22		10,0		9,2		8,5		7,9		7,4		7,1		6,8		6,6		6,4		6,2	
199 / 28	28	12000	11,0	16	10,1	14,5	9,4	13,5	8,7	12,5	8,1	12	7,8	11,5	7,5	11	7,3	10,5	7,0	10,2	6,8	9,5
199 / 35	35		13,0		12,0		11,1		10,3		9,6		9,2		8,9		8,6		8,3		8,1	
199 / 42	42		16,0		14,7		13,6		12,6		11,8		11,4		10,9		10,6		10,2		9,9	
199 / 54	54		18,0		16,6		15,3		14,2		13,3		12,8		12,3		11,9		11,5		11,2	
199 / 76	76		15,0		13,8		12,8		11,9		11,1		10,7		10,2		9,9		9,6		9,3	
199 / 88	89	7500	20,0	16	18,4	14,5	17,0	13,5	15,8	12,5	14,8	12	14,2	11,5	13,7	11	13,2	10,5	12,8	10,2	12,4	9,5
199 / 108	108		25,0		23,0		21,3		19,8		18,5		17,8		17,1		16,5		16,0		15,5	

Cycles MAX = Numero di cicli di lavoro - Work cycles number - Anzahl der Zyklen - Nombre de cycles de travail - Número de ciclos de trabajo

ΔL (mm) = Corsa assiale in compressione - Compression axial stroke - Axialhub in Kompression - Course axiale en compression - Carrera axial en compresión

P (bar) = pressione massima di lavoro - Maximum working pressure - maximaler Arbeitsdruck - Pression de travail maximale - Presión máxima de trabajo

B 20 21

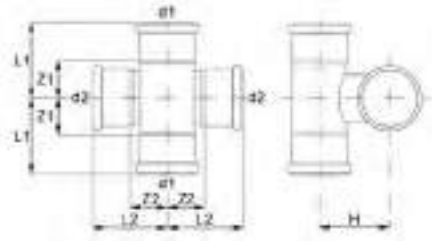

399

CROCE A 90°

- CROSSOVER 90°
- KREUZSTÜCH 90°
- CROIX 90°
- CRUZ 90°

MATERIAL: E 195 - 1.0034
O-RING: EPDM nero - black - Schwarz - noir - negro

CODE	d1 - d2	L1 mm	L2 mm	Z1 mm	Z2 mm	H mm	g			€
399015015	15 x 15	34,5	34,5	14,5	14,5	20	92	10	100	**47,35**
399018015	18 x 15	36,5	34,5	16,5	14,5	21,5	102	10	100	**51,94**
399022015	22 x 15	39,5	34,5	18,5	14,5	24	121	10	80	**54,44**
399022018	22 x 18	39,5	36,5	18,5	16,5	25,5	131	10	80	**55,19**
399028015	28 x 15	44	34,5	21	14,5	26,5	150	10	50	**57,41**
399028018	28 x 18	44	36,5	21	16,5	28	160	10	50	**58,15**

B 20 21

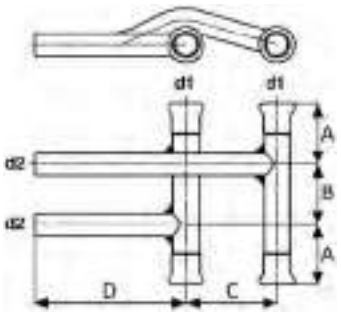

395

SCAVALCO SINGOLO

- SINGLE CROSSING
- HEIZKÖRPERANSCHLUSS
- RACCORDEMENT SINGLE ALLÉE ET RETOUR
- MANGUITO C/ CURVA DESVIACIÓN

MATERIAL: E 195 - 1.0034
O-RING: EPDM nero - black - Schwarz - noir - negro

CODE	d1 - d2	A mm	B mm	C mm	D mm	g			€
395012012	12 x 12	30	40	60	100	205	1	30	91,63
395015012	15 x 12	40	40	60	100	244	1	30	92,26
395015015	15 x 15	40	40	60	100	266	1	30	92,59
395018012	18 x 12	40	40	60	100	276	1	25	92,94
395018015	18 x 15	40	40	60	100	298	1	25	95,17
395022012	22 x 12	40	40	60	100	322	1	20	97,80
395022015	22 x 15	40	40	60	100	340	1	20	102,36
395028012	28 x 12	40	40	60	100	374	1	20	104,28
395028015	28 x 15	40	40	60	100	394	1	15	105,60

B 20 21

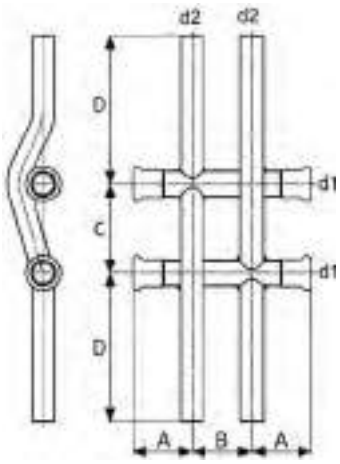

396

SCAVALCO DOPPIO

- DOUBLE CROSSING
- KREUZFITTING
- RACCORDEMENT DOUBLE ALLÉE ET RETOUR
- MANGUITO C/ CURVA DESVIACIÓN DOBLE

MATERIAL: E 195 - 1.0034
O-RING: EPDM nero - black - Schwarz - noir - negro

CODE	d1 - d2	A mm	B mm	C mm	D mm	g			€
396012012	12 x 12	30	40	60	100	280	1	20	117,97
396015012	15 x 12	40	40	60	100	318	1	20	128,41
396015015	15 x 15	40	40	60	100	376	1	20	130,39
396018012	18 x 12	40	40	60	100	355	1	20	136,28
396018015	18 x 15	40	40	60	100	410	1	15	138,55
396022012	22 x 12	40	40	60	100	380	1	15	140,47
396022015	22 x 15	40	40	60	100	436	1	15	141,45
396028012	28 x 12	40	40	60	100	452	1	10	146,67
396028015	28 x 15	40	40	60	100	494	1	10	151,23
396035015	35 x 15	40	40	60	100	556	1	10	167,52

Certificazioni / Certifications

	DVGW	PRODUKTE DER WASSERVERSORGUNG	DW-8511CL0331	Ø 15 – 54 mm
	SINTEF	PRESSFITTINGS, TYPE AESPRES	1988	Ø 15 – 54 mm
		AESPRES, PRESSKOPPLING Ø 15–54 MM	SC0265-16	Ø 15 – 54 mm
	ICIM	RACCORDI A PRESSARE IN RAME-BRONZO / COPPER-BRONZE PRESSFITTINGS PRODOTTI E COMPONENTI UTILIZZATI A CONTATTO CON ACQUA POTABILE PRODUCT AND ELEMENTS IN CONTACT WITH DRINKING WATER	ICIM-CAP-009671-04	Ø 12 – 54 mm

Campi di applicazione / Fields of application

AES PRES®

- Acqua potabile / Potable water
- Riscaldamento / Heating
- Raffrescamento / Cooling
- Solare termico con O-Ring FKM / Solar thermal with FKM O-Ring
- BAR — Aria compressa / Compressed Air
- Antincendio / Fire protection systems

AES PRES® **O-ring EPDM**

Nero | Black | Schwarz | Noir | Negro



SCOPRI LA GAMMA
AES PRES®
DISCOVER THE RANGE

FOCUS ON

TUBO RAME PER AESPRES - AESPRES GAS / *AESPRES - AESPRES GAS COPPER PIPING*

Le tubazioni per impianti acqua e gas in rame, devono essere rispondenti alla norma UNI EN 1057:2010.
Rame e leghe di rame – Tubi rotondi di rame senza saldatura per acqua e gas nelle applicazioni sanitarie e di riscaldamento.
Piping for copper water and gas installation should comply with the standard EN 1057:2010, "Copper and copper alloys – Round tubes in copper without welding for water and gas in health-care and heating applications".

TABELLA 4: CARATTERISTICHE DEI TUBI DI RAME - EN 1057

Classe di resistenza *Resistance class*	Stato di fornitura *Delivery condition*	ø (mm)
R220	Ricotto – Rotoli *Annealed – Roll*	12 ÷ 22
R250	Semiduro – Barre *Semi-hard – Bar*	12 ÷ 28
R290	Duro – Barre *Hard – Bar*	12 ÷ 54

Classe di resistenza *Resistance class*	Resistenza minima alla trazione *Minimum traction resistance* Rm (MPa)	Allungamento minimo alla rottura *Minimum breaking elongation* (%)
R220	220	40
R250	250	20
R290	290	3

Le dimensioni dei tubi utilizzabili con i sistemi a pressare **Aespres** ed **Aespres Gas** sono esposte nella tabella sottostante.
*Tube sizes to be used with **Aespres** and **Aespres Gas** press fittings are included in the annexted table.*

DIMENSIONI DEI TUBI DI RAME - EN 1057 / DVGW GW 392
AESPRES PIPES DIMENSIONS AND CHARACTERISTICS - EN 1057 / DVGW GW 392

ø ESTERNO x SP. EXTERNAL ø x THK. mm	DN	ø INTERNO INTERNAL ø mm	MASSA MASS kg/m	CONTENUTO D'ACQUA WATER VOLUME l/m	STATO FORNITURA SUPPLIED CONDITION
12x1	10	10	0,309	0,079	Rotolo / Roll 25/50 m (R220) o / or Barra / Bar 5 m (R250 - R290)
15x1	12	13	0,393	0,133	
18x1	15	16	0,477	0,201	
22x1	20	20	0,589	0,314	
28x1,5	25	25	1,115	0,491	Barra / Bar 5 m (R250 - R290)
35x1,5	32	32	1,410	0,804	Barra / Bar 5 m (R290)
42x1,5	40	39	1,704	1,194	
54x2	50	50	2,918	1,963	

B 70 71

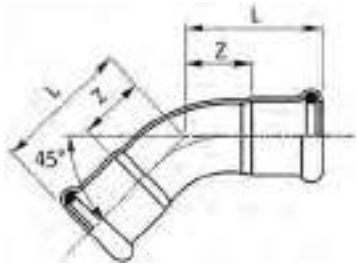

681/450

CURVA 45° FF

- 45° ELBOW FF
- BOGEN 45° II
- COUDE FF 45°
- CURVA 45° HH

MATERIAL: Cu-DHP99,9 - CW024A
O-RING: EPDM nero - black - Schwarz noir - negro

CODE	De mm	L mm	Z mm	g			€
681012450	12	32	14	38	20	400	**6,17**
681015450	15	27,5	7,5	36	20	400	**6,17**
681018450	18	29,5	9,5	53	20	300	**6,49**
681022450	22	32	11	71	20	100	**7,97**
681028450	28	37	14	101	10	100	**24,38**
681035450	35	43,5	17,5	138	10	60	**34,80**
681042450	42	51	21	200	4	40	**56,56**
681054450	54	62	26,5	306	2	20	**79,15**

B 70 71

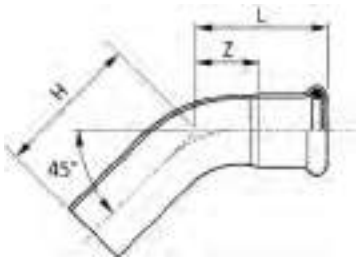

681/451

CURVA 45° MF

- 45° ELBOW MF
- BOGEN 45° IA
- COUDE MF 45°
- CURVA 45° HM

MATERIAL: Cu-DHP99,9 - CW024A
O-RING: EPDM nero - black - Schwarz noir - negro

CODE	De mm	L mm	H mm	Z mm	g			€
681012451	12	32	41	14	36	20	400	**4,99**
681015451	15	27,5	40	7,5	41	20	400	**4,99**
681018451	18	29,5	36	9,5	50	20	300	**6,69**
681022451	22	32	42	11	69	20	200	**7,34**
681028451	28	37	46	14	99	10	100	**24,25**
681035451	35	43,5	57,5	17,5	144	10	60	**33,61**
681042451	42	51	72	21	215	4	40	**52,61**
681054451	54	62	82	26,5	333	2	20	**78,06**

B 70 71

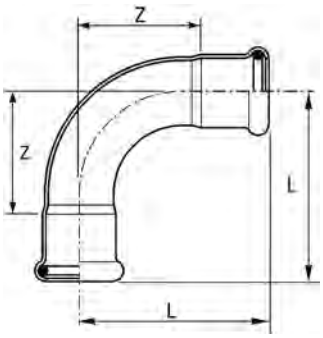

681/900

CURVA 90° FF

- 90° ELBOW FF
- BOGEN 90° II
- COUDE FF 90°
- CURVA 90° HH

MATERIAL: Cu-DHP99,9 - CW024A
O-RING: EPDM nero - black - Schwarz noir - negro

CODE	De mm	L mm	Z mm	g			€
681012900	12	42	24	28	20	400	**5,54**
681015900	15	38	18	51	20	400	**5,54**
681018900	18	41,5	21,5	62	20	300	**7,34**
681022900	22	47	26	88	10	150	**9,23**
681028900	28	56	33	128	10	100	**18,66**
681035900	35	68	42	180	5	50	**37,03**
681042900	42	80	50	265	2	30	**70,50**
681054900	54	100	64,5	419	2	18	**95,19**

B 70 71

681/901

CURVA 90° MF

- 90° ELBOW MF
- BOGEN 90° IA
- COUDE MF 90°
- CURVA 90° HM

MATERIAL: Cu-DHP99,9 - CW024A
O-RING: EPDM nero - black - Schwarz noir - negro

CODE	De mm	L mm	H mm	Z mm	g			€
681012901	12	42	48	24	40	20	400	**5,24**
681015901	15	38	48	18	49	20	400	**5,24**
681018901	18	41,5	48,5	21,5	62	20	300	**7,12**
681022901	22	47	57	26	87	10	150	**9,47**
681028901	28	56	64	33	130	10	100	**20,47**
681035901	35	68	82	42	195	5	50	**36,40**
681042901	42	80	101	50	278	2	30	**72,04**
681054901	54	100	120	64,5	435	2	18	**96,39**

B 70 71

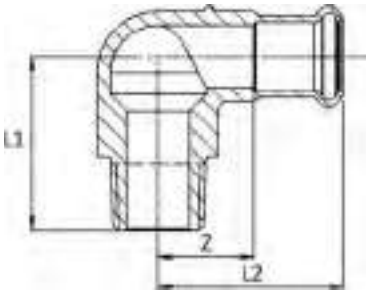

697

GOMITO MISTO 90° FILETTO M

- ELBOW ADAPTER 90° WITH MALE THREAD
- ÜBERGANGSWINKEL 90° AG
- EQUERRE 90° AVEC FILETAGE M
- CODO MACHO

MATERIAL: CuSn5Zn5Pb2-C - CC499K
O-RING: EPDM nero - black - Schwarz noir - negro
THREAD: EN 10226-1 (ex ISO 7/1)

CODE	De x R mm x inch	L1 mm	L2 mm	Z mm	g			€
697308012	12 x 3/8"	35	34	14	86	10	200	32,94
697102012	12 x 1/2"	40	34	14	113	10	150	33,09
697308015	15 x 3/8"	35	41,5	21,5	86	10	150	49,27
697102015	15 x 1/2"	38,5	41,5	21,5	131	10	120	33,09
697102018	18 x 1/2"	40	42	22	136	10	100	52,77
697304018	18 x 3/4"	44	42	22	177	10	100	51,45
697102022	22 x 1/2"	42	42	21	162	10	100	62,86
697304022	22 x 3/4"	47	42	21	193	10	80	53,45
697102028	28 x 1/2"	45	47	24	199	10	80	87,45
697100028	28 x 1"	53	45	24	318	5	50	80,21
697114035	35 x 1"1/4	68	55	29	471	5	40	106,44
697112042	42 x 1"1/2	75	65	35	660	2	24	145,41
697200054	54 x 2"	88	78	42	1078	2	20	205,71

B 70 71

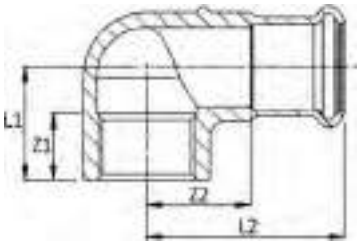

698

GOMITO MISTO 90° FILETTO F

- ELBOW ADAPTER 90° WITH FEMALE THREAD
- ÜBERGANGSWINKEL 90° IG
- EQUERRE 90° AVEC FILETAGE F
- CODO HEMBRA

MATERIAL: CuSn5Zn5Pb2-C - CC499K
O-RING: EPDM nero - black - Schwarz noir - negro
THREAD: EN 10226-1 (ex ISO 7/1)

CODE	De x Rp mm x inch	L1 mm	L2 mm	Z1 mm	Z2 mm	g			€
698308012	12 x 3/8"	22,5	34	12	14	72	10	200	20,63
698102012	12 x 1/2"	24	34	16	14	87	10	200	20,63
698308015	15 x 3/8"	22,5	41,5	12	21,5	87	10	150	48,57
698102015	15 x 1/2"	22,5	41,5	16	21,5	102	10	150	20,63
698304015	15 x 3/4"	25	41,5	16	21,5	125	10	100	46,74
698102018	18 x 1/2"	24	42	16	22	112	10	150	45,57
698304018	18 x 3/4"	26	42	16	22	133	10	100	50,59
698102022	22 x 1/2"	26	42	15	21	129	10	100	54,31
698304022	22 x 3/4"	29	42	16	21	152	10	100	32,09
698100022	22 x 1"	32	45	19	24	203	10	80	51,00
698102028	28 x 1/2"	29	47	16	24	168	5	50	57,01
698100028	28 x 1"	35	48	19	25	240	5	50	58,47
698114035	35 x 1"1/4	45	55	23	29	403	5	40	96,38
698112042	42 x 1"1/2	52	65	23	35	541	2	30	124,21
698200054	54 x 2"	60	78	27	42	1085	2	16	197,27

B 70 71

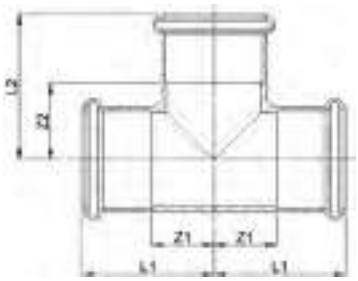

682

"T"

- EQUAL TEE
- T-STÜCK
- TÉ ÉGAL
- TE IGUAL HHH

MATERIAL: Cu-DHP99,9 - CW024A
O-RING: EPDM nero - black - Schwarz noir - negro

CODE	De mm	L1 mm	L2 mm	Z1 mm	Z2 mm	g			€
682012000	12	31	31	11	11	54	20	200	8,53
682015000	15	32	32	13,5	12	75	20	200	8,53
682018000	18	34	34	13,5	14	96	20	100	11,59
682022000	22	37	37	16	16	125	10	100	14,79
682028000	28	42	42	19	19	174	10	50	25,65
682035000	35	50	50	24	24	245	4	32	43,38
682042000	42	57	63	27	33	345	4	20	84,11
682054000	54	69	78	33,5	42	559	2	12	104,06

B 70 71

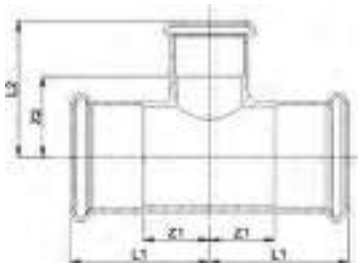

692

"T" RIDOTTO

- REDUCING TEE
- T-STÜCK MIT REDUZIERTEM ABGANG
- TÉ RÉDUIT
- TE REDUCIDA HHH

MATERIAL: Cu-DHP99,9 - CW024A
O-RING: EPDM nero - black - Schwarz noir - negro

CODE	De mm	L1 mm	L2 mm	Z1 mm	Z2 mm	g			€
692015012	15 x 12 x 15	32	32	12	12	69	20	100	9,82
692018012	18 x 12 x 18	34	35	14	15	84	20	100	10,88
692018015	18 x 15 x 18	34	35	14	15	93	20	100	10,43
692022012	22 x 12 x 22	37	35	16	15	106	10	100	13,15
692022015	22 x 15 x 22	37	38	16	18	122	10	100	12,55
692022018	22 x 18 x 22	37	38	16	18	128	10	100	16,10
692028015	28 x 15 x 28	42	40,5	19	20,5	167	10	50	29,44
692028018	28 x 18 x 28	42	40,5	19	20,5	168	10	50	40,67
692028022	28 x 22 x 28	42	41	19	20	173	10	50	29,31
692035015	35 x 15 x 35	50	44	24	24	250	5	50	43,38
692035018	35 x 18 x 35	50	44	24	24	241	5	50	45,89
692035022	35 x 22 x 35	50	44	24	23	237	5	50	39,77
692035028	35 x 28 x 35	50	44	24	21	231	5	35	41,87
692042015	42 x 15 x 42	57	47,5	27	27,5	338	4	20	79,24
692042018	42 x 18 x 42	57	47,5	27	27,5	338	4	20	78,06
692042022	42 x 22 x 42	57	53	27	32	330	4	20	76,04
692042028	42 x 28 x 42	57	56	27	33	323	4	20	77,10
692042035	42 x 35 x 42	57	61	27	35	338	4	20	79,97
692054022	54 x 22 x 54	69	59	33,5	38	469	2	16	119,34
692054028	54 x 28 x 54	69	64	33,5	41	465	2	16	123,01
692054035	54 x 35 x 54	69	67	33,5	41	502	2	16	127,72
692054042	54 x 42 x 54	69	70	33,5	40	489	2	16	95,57

B 70 71

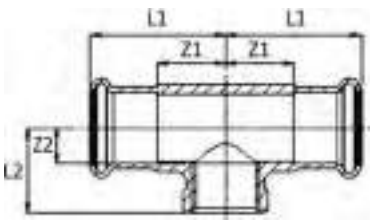

689

"T" CON DERIVAZIONE FILETTO F

- BRANCH TEE FEMALE BSP OUTLET
- T-STÜCK MIT ABGANG IG
- TÉ MIXTE AVEC FILETAGE F
- TE HEMBRA ROSCADA

MATERIAL: CuSn5Zn5Pb2-C - CC 499K
O-RING: EPDM nero - black - Schwarz noir - negro
THREAD: EN 10226-1 (ex ISO 7/1)

CODE	De x Rp x De mm x inch x mm	L1 mm	L2 mm	Z1 mm	Z2 mm	g			€
689102012	12 x 1/2" x 12	34	24	14	10	104	10	100	32,55
689308015	15 x 3/8" x 15	41,5	22,5	21,5	10,5	118	10	100	55,60
689102015	15 x 1/2" x 15	41,5	22,5	21,5	8,5	128	10	100	31,67
689102018	18 x 1/2" x 18	42	24	22	10	145	10	100	55,05
689102022	22 x 1/2" x 22	42	26	21	12	170	10	100	44,45
689304022	22 x 3/4" x 22	42	30	21	14	183	10	100	63,74
689102028	28 x 1/2" x 28	44	29	21	15	211	5	50	55,60
689304028	28 x 3/4" x 28	44	30	21	14	216	5	50	72,20
689100028	28 x 1" x 28	44	34	21	16	265	5	50	74,52
689102035	35 x 1/2" x 35	50	34	24	19	308	5	50	76,20
689304035	35 x 3/4" x 35	50	34	24	18	305	5	40	77,34
689100035	35 x 1" x 35	50	35	24	17	329	5	40	80,77
689102042	42 x 1/2" x 42	57	38	27	23	419	4	32	92,36
689304042	42 x 3/4" x 42	57	38	27	22	415	4	32	100,26
689102054	54 x 1/2" x 54	69	44	33	30	638	2	14	110,01
689304054	54 x 3/4" x 54	69	44	33	28	639	2	14	120,32

B 70 71

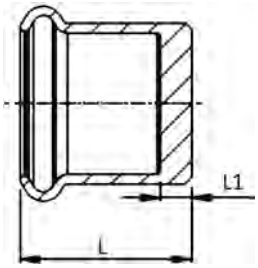

683/003

TAPPO DI CHIUSURA

- STOP END
- VERSCHLUSSKAPPE
- BOUCHON D'OBTURATION
- TAPÓN

MATERIAL: Cu-DHP99,9 - CW024A
O-RING: EPDM nero - black - Schwarz noir - negro

CODE	De mm	L mm	L1 mm	g			€
683012003	12	20	3	14	20	500	6,49
683015003	15	22,5	2,5	20	20	500	11,04
683018003	18	23	3	25	20	300	14,52
683022003	22	24,5	2,5	34	10	200	19,17
683028003	28	26,5	3,5	49	10	150	29,57
683035003	35	28,5	2,5	65	5	100	32,21
683042003	42	32,5	2,5	93	4	80	49,81
683054003	54	37,5	2,5	147	4	40	60,79

B 70 71

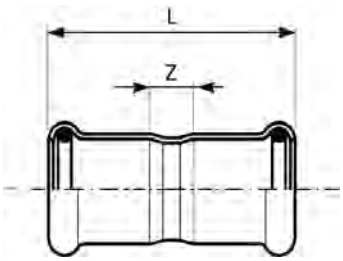

683/000

MANICOTTO

- COUPLING
- MUFFE
- MANCHON
- MANGUITO HH

MATERIAL: Cu-DHP99,9 - CW024A
O-RING: EPDM nero - black - Schwarz noir - negro

CODE	De mm	L mm	Z mm	g			€
683012000	12	42	6	38	20	400	5,35
683015000	15	49	9	39	20	400	5,35
683018000	18	50	10	47	20	300	6,75
683022000	22	53	11	62	20	200	7,97
683028000	28	56	10	84	10	150	14,52
683035000	35	63	10	108	10	100	18,12
683042000	42	72	12	156	4	60	34,10
683054000	54	83	13	225	2	24	42,81

B 70 71

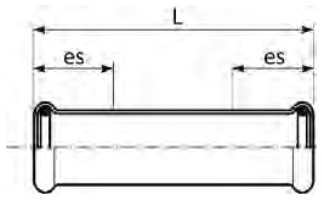

683/001

MANICOTTO PASSANTE

- SLIP COUPLING
- SCHIEBEMUFFE
- MANCHON LONG
- MANGUITO SIN TOPE

MATERIAL: Cu-DHP99,9 - CW024A
O-RING: EPDM nero - black - Schwarz noir - negro

CODE	De mm	L mm	es mm	g			€
683012001	12	56	22	33	20	500	5,81
683015001	15	80	25	58	20	200	5,81
683018001	18	80	25	66	20	200	6,87
683022001	22	80	25	80	20	100	8,20
683028001	28	91	30	110	10	100	15,04
683035001	35	102	30	167	10	50	19,66
683042001	42	120	40	223	4	40	35,69
683054001	54	140	40	333	4	20	46,14

B 70 71

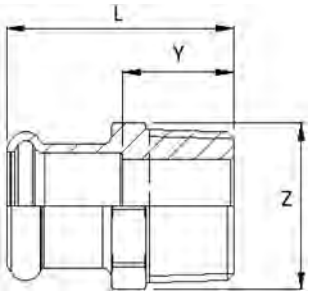

687

MANICOTTO MISTO FILETTO M

- MALE ADAPTER
- ÜBERGANGSSTÜCK MIT AG
- RACCORD AVEC FILETAGE MALE
- UNIÓN MACHO

MATERIAL: CuSn5Zn5Pb2-C - CC499K
O-RING: EPDM nero - black - Schwarz noir - negro
THREAD: EN 10226-1 (ex ISO 7/1)

CODE	De x R mm x inch	L mm	Z mm	Y mm	g			€
687308012	12 x 3/8"	32	17	12	31	20	400	**9,04**
687102012	12 x 1/2"	36	22	16	48	20	400	**13,15**
687308015	15 x 3/8"	32	21	12	32	20	400	**10,04**
687102015	15 x 1/2"	36	22	16	53	20	300	**10,04**
687304015	15 x 3/4"	37,5	27	17,5	74	20	240	**16,59**
687102018	18 x 1/2"	37	22	17	47	20	300	**11,10**
687304018	18 x 3/4"	38	27	18	65	10	200	**16,51**
687102022	22 x 1/2"	36	27	17	58	10	200	**14,57**
687304022	22 x 3/4"	39	27	18	64	10	200	**13,71**
687100022	22 x 1"	42,5	34	21,5	111	10	100	**22,46**
687304028	28 x 3/4"	42	34	19	93	10	100	**36,10**
687100028	28 x 1"	44,5	34	21,5	105	10	100	**22,04**
687114028	28 x 1"1/4	48	43	25	192	10	100	**45,44**
687100035	35 x 1"	48	40	22	139	5	50	**50,24**
687114035	35 x 1"1/4	50	43	24	182	5	50	**48,24**
687112035	35 x 1"1/2	51	50	25	239	5	50	**52,09**
687114042	42 x 1"1/4	54	50	24	223	4	40	**65,48**
687112042	42 x 1"1/2	54	51	24	215	4	40	**67,51**
687112054	54 x 1"1/2	60	63	24	316	4	32	**113,79**
687200054	54 x 2"	63,5	63	33	341	4	32	**130,19**

B 70 71

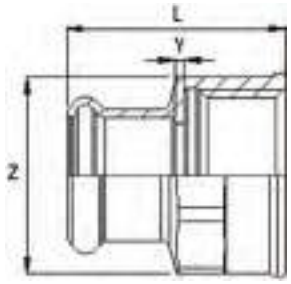

690

MANICOTTO MISTO FILETTO F

- FEMALE ADAPTER
- ÜBERGANGSSTÜCK MIT IG
- RACCORD AVEC FILETAGE FEMELLE
- UNIÓN HEMBRA

MATERIAL: CuSn5Zn5Pb2-C - CC499K
O-RING: EPDM nero - black - Schwarz noir - negro
THREAD: EN 10226-1 (ex ISO 7/1)

CODE	De x Rp mm x inch	L mm	Z mm	Y mm	g			€
690308012	12 x 3/8"	33,5	21	2	38	20	400	**12,29**
690102012	12 x 1/2"	36	26	2	58	20	300	**15,74**
690308015	15 x 3/8"	33,5	21	2	38	20	300	**11,66**
690102015	15 x 1/2"	36	26	2	58	20	300	**15,31**
690304015	15 x 3/4"	39	31	2	76	10	200	**18,90**
690102018	18 x 1/2"	37	26	2	61	20	300	**15,74**
690304018	18 x 3/4"	39	31	2	77	10	200	**21,77**
690102022	22 x 1/2"	36	27	1,5	64	20	200	**15,04**
690304022	22 x 3/4"	39	31	2,5	76	10	150	**17,28**
690100022	22 x 1"	42,5	38	2	112	10	100	**28,62**
690102028	28 x 1/2"	39	34	1	98	20	100	**38,32**
690304028	28 x 3/4"	41,5	34	2	98	10	100	**42,33**
690100028	28 x 1"	45	38	2,5	122	10	100	**27,75**
690114028	28 x 1"1/4	48	46	3	162	10	100	**43,89**
690100035	35 x 1"	45	40	2	132	5	100	**53,54**
690114035	35 x 1"1/4	50	46	2	164	5	100	**52,87**
690114042	42 x 1"1/4	54	50	2	198	4	40	**74,76**
690112042	42 x 1"1/2	54	53	2	217	4	40	**76,69**
690200054	54 x 2"	65	65	3	342	4	32	**133,63**

B 70 71

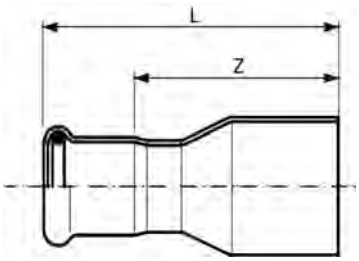

691

RIDUZIONE MF

- REDUCER
- REDUZIERSTÜCK
- REDUCTION
- REDUCCIÓN MH

MATERIAL: Cu-DHP99,9 - CW024A
O-RING: EPDM nero - black - Schwarz noir - negro

CODE	De mm	L mm	Z mm	g			€
691015012	15 x 12	51	31	20	20	500	4,72
691018012	18 x 12	53	33	36	20	500	4,99
691018015	18 x 15	57	37	42	20	500	4,72
691022015	22 x 15	64	44	53	20	400	5,68
691022018	22 x 18	59,5	39,5	52	20	300	5,89
691028015	28 x 15	54	34	48	20	200	13,98
691028018	28 x 18	53	33	54	20	200	14,35
691028022	28 x 22	65	44	72	20	200	14,70
691035022	35 x 22	59	38	68	10	100	17,39
691035028	35 x 28	71	48	98	10	100	18,95
691042022	42 x 22	66	45	97	4	80	29,81
691042028	42 x 28	65	42	99	4	80	29,02
691042035	42 x 35	80,5	54,5	137	4	40	27,69
691054022	54 x 22	74	53	154	4	40	70,97
691054028	54 x 28	70	47	148	4	40	59,72
691054035	54 x 35	76	50	159	4	40	38,80
691054042	54 x 42	97,5	67,5	204	4	32	37,17

B 70 71

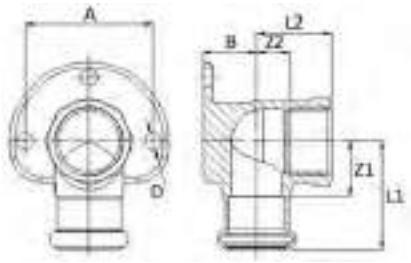

685

GOMITO MISTO 90° FF

- WALL PLATE ELBOW 90° WITH FEMALE THREAD
- DECKENWINKEL 90° IG
- EQUERRE 90° FF
- CODO PLACA HH

MATERIAL: CuSn5Zn5Pb2-C - CC499K
O-RING: EPDM nero - black - Schwarz noir - negro
THREAD: EN 10226-1 (ex ISO 7/1)

CODE	De x Rp mm x inch	L1 mm	L2 mm	Z1 mm	Z2 mm	A mm	B mm	D mm	g			€
685102012	12 x 1/2"	34	24	14	9	40	12	6,5	155	10	100	28,51
685102015	15 x 1/2"	41,5	22,5	21,5	7	40	14	6,5	172	10	100	28,22
685102018	18 x 1/2"	42	24	22	9	40	15	6,5	188	10	100	36,69
685304022	22 x 3/4"	42	29	21	13	50	21	6,5	249	10	50	59,90
685100022	22 x 1"	45	32	24	13	50	30	6,5	315	10	50	62,22
685100028	28 x 1"	48	35	25	16	50	30	6,5	366	5	50	83,11

B 70 71

684/002

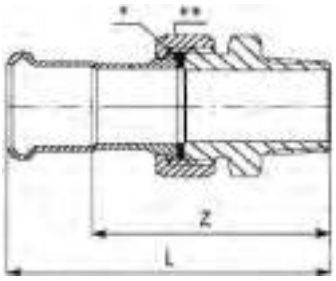

BOCCHETTONE SEDE PIANA FILETTO M

- STRAIGHT MALE UNION CONNECTOR
- DURCHGANGSVERSCHRAUBUNG MIT AUSSENGEWINDE
- RACCORD UNION FILETÉ
- RÁCOR 3 PIEZAS ROSCADO MACHO

MATERIAL: CuSn5Zn5Pb2-C - CC499K
FITTING: (**): ottone - brass - Messing laiton - latón
O-RING: EPDM nero - black - Schwarz noir - negro
GASKET: (*): EPDM nero - black - Schwarz noir - negro
THREAD: EN 10226-1 (ex ISO 7/1)

CODE	De x R mm x inch	L mm	Z mm	Gasket mm	g			€
684015002	15 x 1/2"	66	46	24x14 thk 2,5	164	2	100	68,04
684015012	15 x 3/4"	67	47	24x14 thk 2,5	195	2	80	70,16
684018002	18 x 1/2"	65,5	45,5	24x14 thk 2,5	160	2	80	79,71
684018012	18 x 3/4"	66,5	46,5	24x14 thk 2,5	191	2	80	81,91
684022002	22 x 3/4"	68,5	47,5	30x20 thk 2,5	252	2	60	106,48
684022012	22 x 1"	71,5	50,5	30x20 thk 2,5	242	2	60	107,48
684028002	28 x 1"	80	56	39x27 thk 2,5	432	2	40	163,38
684035002	35 x 1"1/4	89	62	44,5x30 thk 2,5	684	2	20	204,44
684042002	42 x 1"1/2	92,5	62,5	50,5x38 thk 2,5	716	2	20	246,59
684054002	54 x 2"	106	70	65,5x45 thk 3	1344	2	12	396,50

B 70 71

684/003

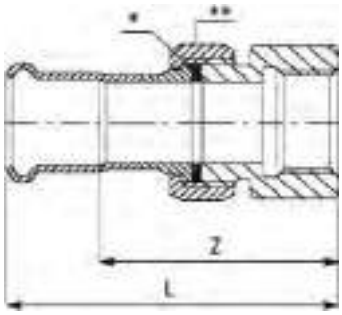

BOCCHETTONE SEDE PIANA FILETTO F

- STRAIGHT FEMALE UNION CONNECTOR
- DURCHGANGSVERSCHRAUBUNG MIT INNENGEWINDE
- RACCORD UNION TARAUDÉ
- RÁCOR 3 PIEZAS HEMBRA

MATERIAL: CuSn5Zn5Pb2-C - CC499K
FITTING: (**): ottone - brass - Messing laiton - latón
O-RING: EPDM nero - black - Schwarz noir - negro
GASKET: (*): EPDM nero - black - Schwarz noir - negro
THREAD: EN 10226-1 (ex ISO 7/1)

CODE	De x Rp mm x inch	L mm	Z mm	Gasket mm	g			€
684012003	12 x 3/8"	59,5	39,5	18x10 thk 2,5	156	2	100	71,80
684012013	12 x 1/2"	59,5	39,5	18x10 thk 2,5	142	2	100	80,79
684015003	15 x 1/2"	60,5	40,5	24x14 thk 2,5	170	2	100	64,90
684015013	15 x 3/4"	62,5	42,5	24x14 thk 2,5	191	2	100	78,33
684018003	18 x 1/2"	62	42	24x14 thk 2,5	168	2	100	77,82
684018013	18 x 3/4"	62	42	24x14 thk 2,5	185	2	100	89,97
684022003	22 x 1/2"	62,5	41,5	30x20 thk 2,5	299	2	60	104,53
684022013	22 x 3/4"	63,5	42,5	30x20 thk 2,5	250	2	60	103,85
684022023	22 x 1"	67,5	46,5	30x20 thk 2,5	273	2	60	112,04
684028003	28 x 1"	73	49	39x27 thk 2,5	481	2	40	153,49
684035003	35 x 1"1/4	81	54	44,5x30 thk 2,5	638	2	24	182,64
684042003	42 x 1"1/2	84,5	54,5	50,5x38 thk 2,5	682	2	24	228,02
684054003	54 x 2"	104	68	65,5x45 thk 3	1355	2	12	388,90

Campi di applicazione / Fields of application

AES PRES® GAS

Gas metano / GPL
Natural gas / LPG

AES PRES® GAS **O-ring HNBR**

Giallo | Yellow | Gelb | Jaune | Amarillo



SCOPRI
LA GAMMA
AES PRES® GAS
DISCOVER
THE RANGE

RIM RACCORDERIE METALLICHE

FOCUS ON

TUBO RAME PER AESPRES - AESPRES GAS / *AESPRES - AESPRES GAS COPPER PIPING*

Le tubazioni per impianti acqua e gas in rame, devono essere rispondenti alla norma UNI EN 1057:2010.
Rame e leghe di rame – Tubi rotondi di rame senza saldatura per acqua e gas nelle applicazioni sanitarie e di riscaldamento.
Piping for copper water and gas installation should comply with the standard EN 1057:2010, "Copper and copper alloys – Round tubes in copper without welding for water and gas in health-care and heating applications".

TABELLA 4: CARATTERISTICHE DEI TUBI DI RAME - EN 1057

Classe di resistenza *Resistance class*	Stato di fornitura *Delivery condition*	ø (mm)
R220	Ricotto – Rotoli *Annealed – Roll*	12 ÷ 22
R250	Semiduro – Barre *Semi-hard – Bar*	12 ÷ 28
R290	Duro – Barre *Hard – Bar*	12 ÷ 54

Classe di resistenza *Resistance class*	Resistenza minima alla trazione *Minimum traction resistance* Rm (MPa)	Allungamento minimo alla rottura *Minimum breaking elongation* (%)
R220	220	40
R250	250	20
R290	290	3

Le dimensioni dei tubi utilizzabili con i sistemi a pressare **Aespres** ed **Aespres Gas** sono esposte nella tabella sottostante.
*Tube sizes to be used with **Aespres** and **Aespres Gas** press fittings are included in the annexted table.*

DIMENSIONI DEI TUBI DI RAME - EN 1057 / DVGW GW 392
AESPRES PIPES DIMENSIONS AND CHARACTERISTICS - EN 1057 / DVGW GW 392

ø ESTERNO x SP. EXTERNAL ø x THK. mm	DN	ø INTERNO INTERNAL ø mm	MASSA MASS kg/m	CONTENUTO D'ACQUA WATER VOLUME l/m	STATO FORNITURA SUPPLIED CONDITION
12x1	10	10	0,309	0,079	Rotolo / Roll 25/50 m (R220) o / or Barra / Bar 5 m (R250 - R290)
15x1	12	13	0,393	0,133	
18x1	15	16	0,477	0,201	
22x1	20	20	0,589	0,314	
28x1,5	25	25	1,115	0,491	Barra / Bar 5 m (R250 - R290)
35x1,5	32	32	1,410	0,804	Barra / Bar 5 m (R290)
42x1,5	40	39	1,704	1,194	
54x2	50	50	2,918	1,963	

B 70 72

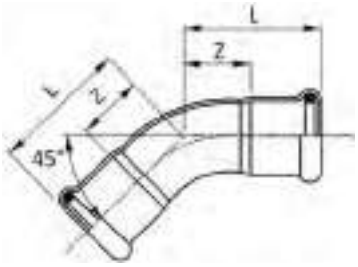

681/450 G

CURVA 45° FF

- 45° ELBOW FF
- BOGEN 45° II
- COUDE FF 45°
- CURVA 45° HH

MATERIAL: Cu-DHP99,9 - CW024A
O-RING: HNBR giallo - yellow - Gelb jaune - amarillo

CODE	De mm	L mm	Z mm	g		€
681015450G	15	27,5	7,5	36	4	**7,12**
681018450G	18	29,5	9,5	53	4	**7,58**
681022450G	22	32	11	71	4	**9,23**
681028450G	28	37	14	101	4	**28,05**
681035450G	35	43,5	17,5	138	1	**40,08**
681042450G	42	51	21	200	1	**65,04**
681054450G	54	62	26,5	306	1	**91,03**

B 70 72

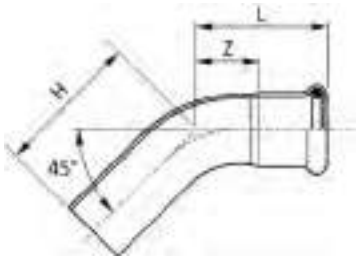

681/451 G

CURVA 45° MF

- 45° ELBOW MF
- BOGEN 45° IA
- COUDE MF 45°
- CURVA 45° HM

MATERIAL: Cu-DHP99,9 - CW024A
O-RING: HNBR giallo - yellow - Gelb jaune - amarillo

CODE	De mm	L mm	H mm	Z mm	g		€
681015451G	15	27,5	40	7,5	41	4	**5,81**
681018451G	18	29,5	36	9,5	50	4	**7,69**
681022451G	22	32	42	11	69	4	**8,53**
681028451G	28	37	46	14	99	4	**27,92**
681035451G	35	43,5	57,5	17,5	144	1	**38,72**
681042451G	42	51	72	21	215	1	**60,56**
681054451G	54	62	82	26,5	333	1	**89,77**

B 70 72

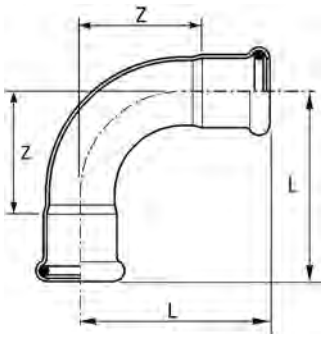

681/900 G

CURVA 90° FF

- 90° ELBOW FF
- BOGEN 90° II
- COUDE FF 90°
- CURVA 90° HH

MATERIAL: Cu-DHP99,9 - CW024A
O-RING: HNBR giallo - yellow - Gelb jaune - amarillo

CODE	De mm	L mm	Z mm	g		€
681015900G	15	38	18	51	4	6,49
681018900G	18	41,5	21,5	62	4	8,53
681022900G	22	47	26	88	4	10,66
681028900G	28	56	33	128	4	21,52
681035900G	35	68	42	180	1	42,57
681042900G	42	80	50	265	1	81,13
681054900G	54	100	64,5	419	1	109,52

B 70 72

681/901 G

CURVA 90° MF

- 90° ELBOW MF
- BOGEN 90° IA
- COUDE MF 90°
- CURVA 90° HM

MATERIAL: Cu-DHP99,9 - CW024A
O-RING: HNBR giallo - yellow - Gelb jaune - amarillo

CODE	De mm	L mm	H mm	Z mm	g		€
681015901G	15	38	48	18	49	4	6,09
681018901G	18	41,5	48,5	21,5	62	4	8,20
681022901G	22	47	57	26	87	4	10,88
681028901G	28	56	64	33	130	4	23,53
681035901G	35	68	82	42	195	1	41,98
681042901G	42	80	101	50	278	1	82,91
681054901G	54	100	120	64,5	435	1	110,93

B 70 72

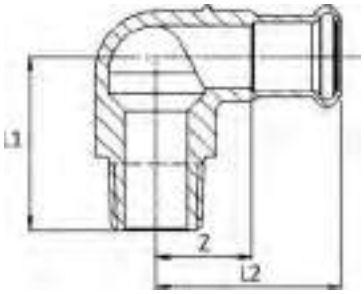

697 G

GOMITO MISTO 90° FILETTO M

- ELBOW ADAPTER 90° WITH MALE THREAD
- ÜBERGANGSWINKEL 90° AG
- EQUERRE 90° AVEC FILETAGE M
- CODO MACHO

MATERIAL: CuSn5Zn5Pb2-C - CC499K
O-RING: HNBR giallo - yellow - Gelb jaune - amarillo
THREAD: EN 10226-1 (ex ISO 7/1)

CODE	De x R mm x inch	L1 mm	L2 mm	Z mm	g		€
697308015G	15 x 3/8"	35	41,5	21,5	86	4	56,73
697102015G	15 x 1/2"	38,5	41,5	21,5	131	4	38,11
697102018G	18 x 1/2"	40	42	22	136	4	60,67
697304018G	18 x 3/4"	44	42	22	177	4	59,18
697102022G	22 x 1/2"	42	42	21	162	4	72,35
697304022G	22 x 3/4"	47	42	21	193	4	61,43
697102028G	28 x 1/2"	45	47	24	199	4	100,59
697100028G	28 x 1"	53	45	24	318	4	92,26
697114035G	35 x 1"1/4	68	55	29	471	1	122,45
697112042G	42 x 1"1/2	75	65	35	660	1	167,32
697200054G	54 x 2"	88	78	42	1078	1	236,62

B 70 72

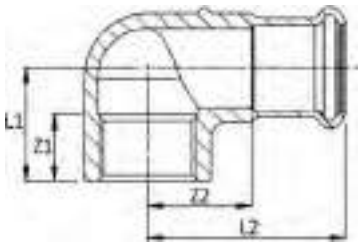

698 G

GOMITO MISTO 90° FILETTO F

- ELBOW ADAPTER 90° WITH FEMALE THREAD
- ÜBERGANGSWINKEL 90° IG
- EQUERRE 90° AVEC FILETAGE F
- CODO HEMBRA

MATERIAL: CuSn5Zn5Pb2-C - CC499K
O-RING: HNBR giallo - yellow - Gelb jaune - amarillo
THREAD: EN 10226-1 (ex ISO 7/1)

CODE	De x Rp mm x inch	L1 mm	L2 mm	Z1 mm	Z2 mm	g		€
698308015G	15 x 3/8"	22,5	41,5	12	21,5	87	4	55,87
698102015G	15 x 1/2"	22,5	41,5	16	21,5	102	4	23,80
698304015G	15 x 3/4"	25	41,5	16	21,5	125	4	53,70
698102018G	18 x 1/2"	24	42	16	22	112	4	52,42
698304018G	18 x 3/4"	26	42	16	22	133	4	58,18
698102022G	22 x 1/2"	26	42	15	21	129	4	62,48
698304022G	22 x 3/4"	29	42	16	21	152	4	36,96
698100022G	22 x 1"	32	45	19	24	203	4	58,74
698102028G	28 x 1/2"	29	47	16	24	168	4	65,59
698100028G	28 x 1"	35	48	19	25	240	4	67,33
698114035G	35 x 1"1/4	45	55	23	29	403	1	110,82
698112042G	42 x 1"1/2	52	65	23	35	541	1	142,92
698200054G	54 x 2"	60	78	27	42	1085	1	226,92

B 70 72

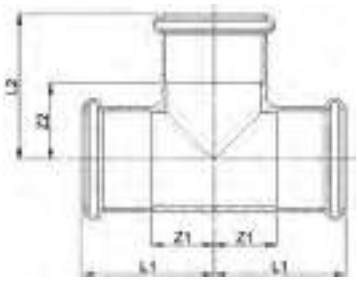

682 G

"T"

- EQUAL TEE
- T-STÜCK
- TÉ ÉGAL
- TE IGUAL HHH

MATERIAL: Cu-DHP99,9 - CW024A
O-RING: HNBR giallo - yellow - Gelb jaune - amarillo

CODE	De mm	L1 mm	L2 mm	Z1 mm	Z2 mm	g		€
682015000G	15	32	32	13,5	12	75	4	9,82
682018000G	18	34	34	13,5	14	96	4	13,36
682022000G	22	37	37	16	16	125	4	17,02
682028000G	28	42	42	19	19	174	4	29,57
682035000G	35	50	50	24	24	245	1	50,04
682042000G	42	57	63	27	33	345	1	96,74
682054000G	54	69	78	33,5	42	559	1	119,71

B 70 72

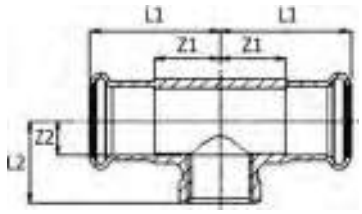

689 G

"T" CON DERIVAZIONE FILETTO F

- BRANCH TEE FEMALE BSP OUTLET
- T-STÜCK MIT ABGANG IG
- TÉ MIXTE AVEC FILETAGE F
- TE HEMBRA ROSCADA

MATERIAL: CuSn5Zn5Pb2-C - CC499K
O-RING: HNBR giallo - yellow - Gelb jaune - amarillo
THREAD: EN 10226-1 (ex ISO 7/1)

CODE	De x Rp x De mm x inch x mm	L1 mm	L2 mm	Z1 mm	Z2 mm	g		€
689308015G	15 x 3/8" x 15	41,5	22,5	21,5	10,5	118	4	64,05
689102015G	15 x 1/2" x 15	41,5	22,5	21,5	8,5	128	4	36,53
689102018G	18 x 1/2" x 18	42	24	22	10	145	4	63,33
689102022G	22 x 1/2" x 22	42	26	21	12	170	4	51,13
689304022G	22 x 3/4" x 22	42	30	21	14	183	4	73,34
689102028G	28 x 1/2" x 28	44	29	21	15	211	4	64,05
689304028G	28 x 3/4" x 28	44	30	21	14	216	4	83,11
689100028G	28 x 1" x 28	44	34	21	16	265	4	85,64
689102035G	35 x 1/2" x 35	50	34	24	19	308	1	87,69
689304035G	35 x 3/4" x 35	50	34	24	18	305	1	88,93
689100035G	35 x 1" x 35	50	35	24	17	329	1	92,98
689102042G	42 x 1/2" x 42	57	38	27	23	419	1	106,28
689304042G	42 x 3/4" x 42	57	38	27	22	415	1	115,31
689102054G	54 x 1/2" x 54	69	44	33	30	638	1	126,64
689304054G	54 x 3/4" x 54	69	44	33	28	639	1	138,36

B 70 72

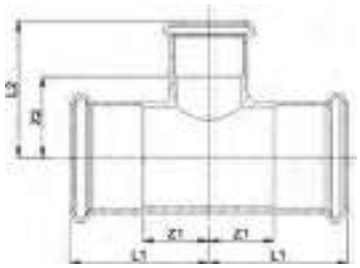

692 G

"T" RIDOTTO

- REDUCING TEE
- T-STÜCK MIT REDUZIERTEM ABGANG
- TÉ RÉDUIT
- TE REDUCIDA HHH

MATERIAL: Cu-DHP99,9 - CW024A
O-RING: HNBR giallo - yellow - Gelb jaune - amarillo

CODE	De mm	L1 mm	L2 mm	Z1 mm	Z2 mm	g		€
692018015G	18 x 15 x 18	34	35	14	15	93	4	12,10
692022015G	22 x 15 x 22	37	38	16	18	122	4	14,43
692022018G	22 x 18 x 22	37	38	16	18	128	4	18,57
692028015G	28 x 15 x 28	42	40,5	19	20,5	167	4	33,92
692028018G	28 x 18 x 28	42	40,5	19	20,5	168	4	46,84
692028022G	28 x 22 x 28	42	41	19	20	173	4	33,84
692035015G	35 x 15 x 35	50	44	24	24	250	1	50,04
692035018G	35 x 18 x 35	50	44	24	24	241	1	52,88
692035022G	35 x 22 x 35	50	44	24	23	237	1	45,76
692035028G	35 x 28 x 35	50	44	24	21	231	1	48,28
692042015G	42 x 15 x 42	57	47,5	27	27,5	338	1	91,20
692042018G	42 x 18 x 42	57	47,5	27	27,5	338	1	89,77
692042022G	42 x 22 x 42	57	53	27	32	330	1	87,52
692042028G	42 x 28 x 42	57	56	27	33	323	1	88,69
692042035G	42 x 35 x 42	57	61	27	35	338	1	92,05
692054022G	54 x 22 x 54	69	59	33,5	38	469	1	137,31
692054028G	54 x 28 x 54	69	64	33,5	41	465	1	141,45
692054035G	54 x 35 x 54	69	67	33,5	41	502	1	146,89
692054042G	54 x 42 x 54	69	70	33,5	40	489	1	109,99

B 70 72

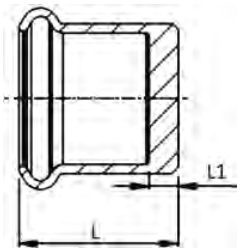

683/003 G

TAPPO DI CHIUSURA

- STOP END
- VERSCHLUSSKAPPE
- BOUCHON D'OBTURATION
- TAPÓN

MATERIAL: Cu-DHP99,9 - CW024A
O-RING: HNBR giallo - yellow - Gelb jaune - amarillo

CODE	De mm	L mm	L1 mm	g		€
683015003G	15	22,5	2,5	20	4	12,65
683018003G	18	23	3	25	4	16,85
683022003G	22	24,5	2,5	34	4	22,16
683028003G	28	26,5	3,5	49	4	34,10
683035003G	35	28,5	2,5	65	1	37,03
683042003G	42	32,5	2,5	93	1	57,39
683054003G	54	37,5	2,5	147	1	70,05

B 70 72

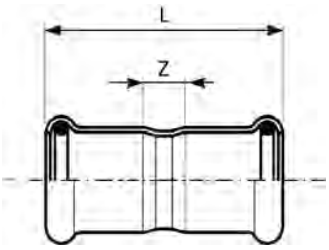

683/000 G

MANICOTTO

- COUPLING
- MUFFE
- MANCHON
- MANGUITO HH

MATERIAL: Cu-DHP99,9 - CW024A
O-RING: HNBR giallo - yellow - Gelb jaune - amarillo

CODE	De mm	L mm	Z mm	g		€
683015000G	15	49	9	39	4	**6,17**
683018000G	18	50	10	47	4	**7,78**
683022000G	22	53	11	62	4	**9,23**
683028000G	28	56	10	84	4	**16,85**
683035000G	35	63	10	108	1	**20,84**
683042000G	42	72	12	156	1	**39,25**
683054000G	54	83	13	225	1	**49,33**

B 70 72

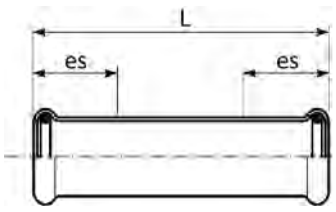

683/001 G

MANICOTTO PASSANTE

- SLIP COUPLING
- SCHIEBEMUFFE
- MANCHON LONG
- MANGUITO SIN TOPE

MATERIAL: Cu-DHP99,9 - CW024A
O-RING: HNBR giallo - yellow - Gelb jaune - amarillo

CODE	De mm	L mm	es mm	g		€
683015001G	15	80	25	58	4	**6,75**
683018001G	18	80	25	66	4	**7,97**
683022001G	22	80	25	80	4	**9,47**
683028001G	28	91	30	110	4	**17,39**
683035001G	35	102	30	167	1	**22,59**
683042001G	42	120	40	223	1	**41,14**
683054001G	54	140	40	333	1	**53,11**

B 70 72

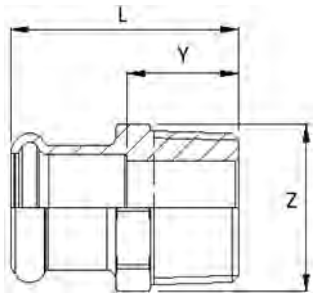

687 G

MANICOTTO MISTO FILETTO M

- MALE ADAPTER
- ÜBERGANGSSTÜCK MIT AG
- RACCORD AVEC FILETAGE MALE
- UNIÓN MACHO

MATERIAL: CuSn5Zn5Pb2-C - CC499K
O-RING: HNBR giallo - yellow - Gelb jaune - amarillo
THREAD: EN 10226-1 (ex ISO 7/1)

CODE	De x R mm x inch	L mm	Z mm	Y mm	g		€
687308015G	15 x 3/8"	32	21	12	32	4	11,58
687102015G	15 x 1/2"	36	22	16	53	4	11,51
687304015G	15 x 3/4"	37,5	27	17,5	74	4	19,13
687102018G	18 x 1/2"	37	22	17	47	4	12,75
687304018G	18 x 3/4"	38	27	17	65	4	19,00
687102022G	22 x 1/2"	36	27	18	58	4	16,77
687304022G	22 x 3/4"	39	27	18	64	4	15,74
687100022G	22 x 1"	42,5	34	21,5	111	4	25,82
687304028G	28 x 3/4"	42	34	19	93	4	41,53
687100028G	28 x 1"	44,5	34	21,5	105	4	25,40
687114028G	28 x 1"1/4	48	43	25	192	4	52,40
687100035G	35 x 1"	48	40	22	139	1	57,84
687114035G	35 x 1"1/4	50	43	24	182	1	55,47
687112035G	35 x 1"1/2	51	50	25	239	1	59,95
687114042G	42 x 1"1/4	54	50	24	223	1	75,41
687112042G	42 x 1"1/2	54	50	24	215	1	77,60
687112054G	54 x 1"1/2	60	63	24	316	1	131,01
687200054G	54 x 2"	63,5	63	27,5	341	1	149,79

B 70 72

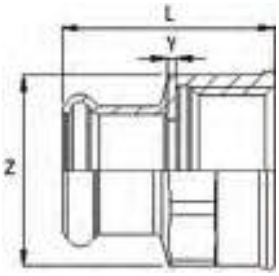

690 G

MANICOTTO MISTO FILETTO F

- FEMALE ADAPTER
- ÜBERGANGSSTÜCK MIT IG
- RACCORD AVEC FILETAGE FEMELLE
- UNIÓN HEMBRA

MATERIAL: CuSn5Zn5Pb2-C - CC499K
O-RING: HNBR giallo - yellow - Gelb jaune - amarillo
THREAD: EN 10226-1 (ex ISO 7/1)

CODE	De x Rp mm x inch	L mm	Z mm	Y mm	g		€
690308015G	15 x 3/8"	33,5	21	2	38	4	**13,41**
690102015G	15 x 1/2"	36	26	2	58	4	**17,61**
690304015G	15 x 3/4"	39	31	2	76	4	**21,74**
690102018G	18 x 1/2"	37	26	2	61	4	**18,15**
690304018G	18 x 3/4"	39	31	2	77	4	**25,19**
690102022G	22 x 1/2"	36	27	1,5	64	4	**17,24**
690304022G	22 x 3/4"	39	31	2.5	76	4	**19,85**
690100022G	22 x 1"	42,5	38	2	112	4	**32,88**
690102028G	28 x 1/2"	39	34	1	98	4	**44,13**
690304028G	28 x 3/4"	41,5	34	2	98	4	**48,68**
690100028G	28 x 1"	45	38	2,5	122	4	**31,90**
690114028G	28 x 1"1/4	48	46	3	162	4	**50,54**
690100035G	35 x 1"	45	40	2	132	1	**61,61**
690114035G	35 x 1"1/4	50	46	2	164	1	**60,87**
690114042G	42 x 1"1/4	54	50	2	198	1	**86,12**
690112042G	42 x 1"1/2	54	53	2	217	1	**88,30**
690200054G	54 x 2"	65	65	3	342	1	**153,65**

B 70 72

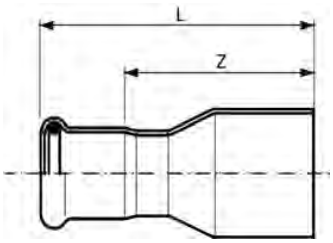

691 G

RIDUZIONE MF

- REDUCER
- REDUZIERSTÜCK
- REDUCTION
- REDUCCIÓN MH

MATERIAL: Cu-DHP99,9 - CW024A
O-RING: HNBR giallo - yellow - Gelb jaune - amarillo

CODE	De mm	L mm	Z mm	g		€
691018015G	18 x 15	57	37	42	4	**5,46**
691022015G	22 x 15	64	44	53	4	**6,69**
691022018G	22 x 18	59,5	39,5	52	4	**6,87**
691028015G	28 x 15	54	34	48	4	**16,10**
691028018G	28 x 18	53	33	54	4	**16,58**
691028022G	28 x 22	65	44	72	4	**16,95**
691035022G	35 x 22	59	38	68	1	**20,12**
691035028G	35 x 28	71	48	98	1	**21,77**
691042022G	42 x 22	66	45	97	1	**34,28**
691042028G	42 x 28	65	42	99	1	**33,36**
691042035G	42 x 35	80,5	54,5	137	1	**31,94**
691054022G	54 x 22	74	53	154	1	**81,59**
691054028G	54 x 28	70	47	148	1	**68,70**
691054035G	54 x 35	76	50	159	1	**44,71**
691054042G	54 x 42	97,5	67,5	204	1	**42,81**

B 70 72

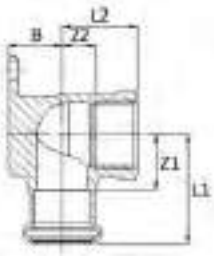

685 G

GOMITO MISTO 90° FF

- WALL PLATE ELBOW 90° WITH FEMALE THREAD
- DECKENWINKEL 90° IG
- EQUERRE 90° FF
- CODO PLACA HH

MATERIAL: CuSn5Zn5Pb2-C - CC499K
O-RING: HNBR giallo - yellow - Gelb jaune - amarillo
THREAD: EN 10226-1 (ex ISO 7/1)

CODE	De x Rp mm x inch	L1 mm	L2 mm	Z1 mm	Z2 mm	A mm	B mm	D mm	g		€
685102015G	15 x 1/2"	41,5	22,5	21,5	7	40	14	6,5	172	4	**32,35**
685102018G	18 x 1/2"	42	24	22	9	40	15	6,5	188	4	**42,26**
685304022G	22 x 3/4"	42	29	21	13	50	21	6,5	247	4	**68,89**

Certificazioni / Certifications

RINA	GIUNTI MECCANICI PER TUBOLATURE – MARINEPRES MECHANICAL JOINTS FOR PIPES – MARINEPRES	MAC – 398223CS	Ø 15 – 108 mm
ICIM	RACCORDI A PRESSARE IN CUPRONICHEL / CUPRONICKEL PRESSFITTINGS PRODOTTI E COMPONENTI UTILIZZATI A CONTATTO CON ACQUA POTABILE PRODUCT AND ELEMENTS IN CONTACT WITH DRINKING WATER	ICIM-CAP-009671-04	Ø 15 – 108 mm
DNV	TUBE FITTINGS – MARINEPRES	TAP000007B	Ø 15 – 108 mm
DNV	PIPE, DUCT, TRUNK – MARINEPRES	MEDB00007F1	Ø 15 – 108 mm
LR	PRESS FIT SYSTEM OF COMPRESSION TYPE FOR PIPING SYSTEMS	LR23190401TA	Ø 15 – 108 mm
KR	COMPRESSION COUPLINGS – PRESSTYPE	MIL46378-PE001	Ø 15 – 108 mm
BUREAU VERITAS	PIPE COUPLING WITH O-RING SEAL MARINEPRES SYSTEM	38059/C1 BV	Ø 15 – 108 mm
ABS	MARINEPRES, PIPING SYSTEM AND FITTING	24-0113295-PDA	Ø 15 – 108 mm
	MARINEPRES, MECHANICAL JOINTS	ML 24PTB00011	Ø 15 – 108 mm

Campi di applicazione / Fields of application

MARINE PRES®

- **Riscaldamento**
  Heating
- **Raffrescamento**
  Cooling
- **Solare termico**
  Solar thermal
- BAR **Aria compressa**
  Compressed air
- **Antincendio**
  Fire protection systems
- **Acque di processo**
  Process water
- **Scarichi**
  Waste water

MARINE PRES® **O-ring FKM**

Verde | Green | Grün | Vert | Verde



SCOPRI
LA GAMMA
MARINE PRES®
DISCOVER
THE RANGE

616/000 CN

≤54 B 90 91
76÷108 B 90 92

TUBO PER IMPIANTI NAVALI

- PIPE FOR SHIPYARD SECTOR
- ROHR FÜR SCHIFFSBEREICH
- TUBE POUR SECTEUR NAVAL
- TUBO PARA SECTOR NAVAL

NORM: DIN 86019

Mat. Nr.: CuNi10Fe1.6Mn L=6 m

CODE	Dimensions mm x mm	Ø int mm	L m	kg/m	Volume l/m	Minimum package m	€/m
616015000CN	15 x 1,0	13	6	0,39	0,133	60	69,06
616018000CN	18 x 1,0	16	6	0,48	0,201	60	83,98
616022000CN	22 x 1,0	20	6	0,59	0,314	60	103,75
616028000CN	28 x 1,5	25	6	1,12	0,491	30	196,21
616035000CN	35 x 1,5	32	6	1,41	0,804	30	248,12
616042000CN	42 x 1,5	39	6	1,71	1,194	30	300,06
616054000CN	54 x 1,5	51	6	2,21	2,042	30	388,98
616076000CN	76,1 x 2,0	72,1	6	4,16	4,08	6	658,90
616088000CN	88,9 x 2,0	84,9	6	4,88	5,66	6	759,79
616108000CN	108 x 2,5	103	6	7,41	8,332	6	1297,65

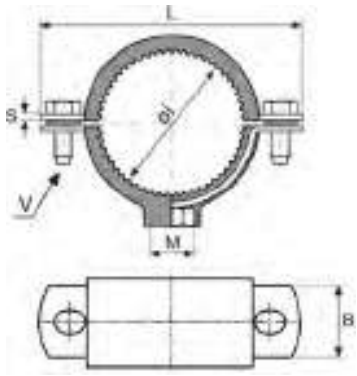

Conforme a
Conform to
Entsprechend
Correspondant
Conforme a la
DIN 4109

A 50 50

156/G

COLLARE GOMMA PER TUBO MARINEPRES

- CLAMP WITH RUBBER FOR MARINEPRES PIPE
- ROHRSCHELLE MIT GUMMIEINLAGE FÜR MARINEPRES ROHR
- COLLIER DE FIXATION GARNITURE ISOPHONIQUE POUR TUBE MARINEPRES
- ABRAZADERA ISOFÓNICA PARA TUBO MARINEPRES

MATERIAL: AISI 304 - 1.4301
VULCANIZED RUBBER: EPDM (-20° C/+120° C) durezza/hardness 55 Shore
NOTE: dado saldato con puntatura elettrica
spot welded nut

CODE	Øi mm	M	V mm	B mm	L mm	S mm	g		€
156150304G	15 - 18	M 8	M 6 x 20	20	58	2,5	72	50*	12,79
156308304G	16 - 18	M 8	M 6 x 20	20	58	2,5	76	50*	12,79
156102304G	20 - 24	M 8	M 6 x 20	20	63,5	2,5	86	50*	13,04
156304304G	25 - 28	M 8	M 6 x 20	20	70	2,5	94	50*	13,56
156100304G	31 - 35	M 8	M 6 x 20	20	79	2,5	112	50*	14,36
156114304G	39 - 43	M 8	M 6 x 20	20	85	2,5	120	50*	16,74
156112304G	47 - 54	M 8	M 6 x 25	20	97	2,5	142	50*	18,25
156212304G	73 - 76,5	M 10	M 6 x 25	30	128	2,5	308	10*	27,72
156300304G	86 - 89	M 10	M 6 x 25	30	148	2,5	346	10*	30,04
156108316G **	108	M 8 / 10	M 6 x 25	20	168	2	200	10*	25,15

(*) unità minima di vendita / minimum selling quantity
(**) Gomma staccabile - Detachable rubber - Abnehmbare Gummi - Caoutchouc amovible - Goma desmontable AISI 316 / 1.4401 (famiglia / family A 50 51)

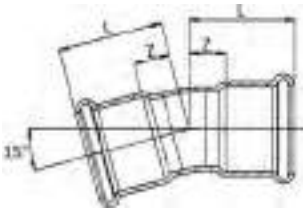

681/150 CN

≤54 B 80 81
76÷108 B 80 82

CURVA 15° FF

- 15° ELBOW FF
- BOGEN 15° II
- COUDE FF 15°
- CURVA 15° HH

MATERIAL: CuNi10Fe1.6Mn
O-RING: FKM verde - green - Grün vert - verde

CODE	De mm	L mm	Z mm	g			€
681015150CN	15	30	10	43	20	300	36,35
681022150CN	22	33	12	72	20	100	44,85
681028150CN	28	36	13	97	10	100	51,85
681035150CN	35	37	11	140	10	60	60,60
681042150CN	42	42	12	200	4	40	98,69
681054150CN	54	49	13	302	2	20	126,06
681076150CNC	76,1	87,5	32,5	863	2	2	456,49
681088150CNC	88,9	100,5	40,5	1147	2	2	545,43
681108150CNC	108	109,5	34,5	1567	2	2	749,78

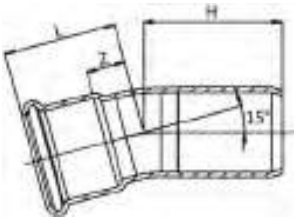

681/151 CN

≤54 B 80 81
76÷108 B 80 82

CURVA 15° MF

- 15° ELBOW MF
- BOGEN 15° IA
- COUDE MF 15°
- CURVA 15° HM

MATERIAL: CuNi10Fe1.6Mn
O-RING: FKM verde - green - Grün vert - verde

CODE	De mm	L mm	H mm	Z mm	g			€
681015151CN	15	30	40	10	42	20	300	34,69
681022151CN	22	33	41	12	71	20	100	42,29
681028151CN	28	36	43	13	101	10	100	51,39
681035151CN	35	37	41	11	148	10	60	59,97
681042151CN	42	42	55,5	12	183	4	40	94,11
681054151CN	54	49	55	13	339	2	20	118,86
681076151CNC	76,1	87,5	95,5	32,5	827	2	2	423,52
681088151CNC	88,9	100,5	108,5	40,5	1100	2	2	499,72
681108151CNC	108	109,5	118	34,5	1482	2	2	701,33

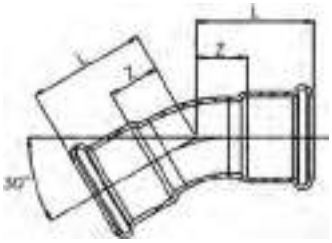

681/300 CN

≤54 B 80 81
76÷108 B 80 82

CURVA 30° FF

- 30° ELBOW FF
- BOGEN 30° II
- COUDE FF 30°
- CURVA 30° HH

MATERIAL: CuNi10Fe1.6Mn
O-RING: FKM verde - green - Grün vert - verde

CODE	De mm	L mm	Z mm	g			€
681015300CN	15	33	13	43	20	300	36,35
681022300CN	22	37	16	72	20	100	44,85
681028300CN	28	41	18	97	10	100	51,85
681035300CN	35	37	11	140	10	60	60,60
681042300CN	42	44	14	200	4	40	98,69
681054300CN	54	52	17	302	2	20	126,06
681076300CN	76,1	100	55	1004	2	2	456,49
681088300CN	88,9	115	64	1394	2	2	545,43
681108300CN	108	127	68	1896	2	2	749,78

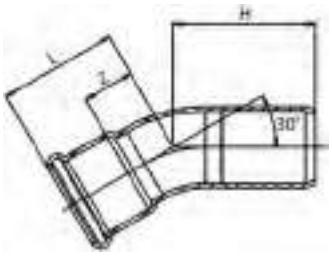

681/301 CN

≤54 B 80 81
76÷108 B 80 82

CURVA 30° MF

- 30° ELBOW MF
- BOGEN 30° IA
- COUDE MF 30°
- CURVA 30° HM

MATERIAL: CuNi10Fe1.6Mn
O-RING: FKM verde - green - Grün vert - verde

CODE	De mm	L mm	H mm	Z mm	g			€
681015301CN	15	33	43	13	42	20	300	34,69
681022301CN	22	37	46	16	71	20	100	42,29
681028301CN	28	41	48	18	101	10	100	51,39
681035301CN	35	37	46	11	148	10	60	59,97
681042301CN	42	44	54	14	208	4	40	94,11
681054301CN	54	52	63	17	339	2	20	118,86
681076301CN	76,1	100	108	55	1004	2	2	423,52
681088301CN	88,9	115	123	64	1394	2	2	499,72
681108301CN	108	127	136	68	1896	2	2	701,33

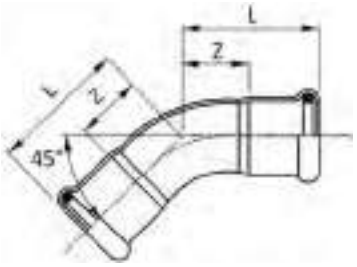

681/450 CN

≤54 B 80 81
76÷108 B 80 82

CURVA 45° FF

- 45° ELBOW FF
- BOGEN 45° II
- COUDE FF 45°
- CURVA 45° HH

MATERIAL: CuNi10Fe1.6Mn
O-RING: FKM verde - green - Grün vert - verde

CODE	De mm	L mm	Z mm	g			€
681015450CN	15	27,5	7,5	43	20	300	36,35
681018450CN	18	29,5	9,5	54	20	300	40,35
681022450CN	22	32	11	72	20	100	44,85
681028450CN	28	37	14	97	10	100	51,85
681035450CN	35	43,5	17,5	140	10	60	60,60
681042450CN	42	51	21	200	4	40	98,69
681054450CN	54	62	26,5	302	2	20	126,06
681076450CN	76,1	133	78	1004	2	2	456,49
681088450CN	88,9	144,5	84,5	1394	2	2	545,43
681108450CN	108	169	94	1896	2	2	749,78

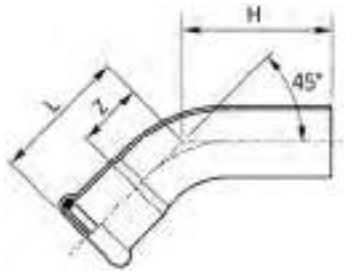

681/451 CN

≤54 B 80 81
76÷108 B 80 82

CURVA 45° MF

- 45° ELBOW MF
- BOGEN 45° IA
- COUDE MF 45°
- CURVA 45° HM

MATERIAL: CuNi10Fe1.6Mn
O-RING: FKM verde - green - Grün vert - verde

CODE	De mm	L mm	H mm	Z mm	g			€
681015451CN	15	27,5	39,5	7,5	42	20	300	34,69
681018451CN	18	29,5	36	9,5	54	20	300	37,35
681022451CN	22	32	42	11	71	20	100	42,29
681028451CN	28	37	46	14	101	10	100	51,39
681035451CN	35	43,5	57,5	17,5	148	10	60	59,97
681042451CN	42	51	72	21	208	4	40	94,11
681054451CN	54	62	82	26,5	339	2	20	118,86
681076451CN	76,1	133	149	78	1004	2	2	423,52
681088451CN	88,9	144,5	159,5	84,5	1394	2	2	499,72
681108451CN	108	169	184	94	1896	2	2	701,33

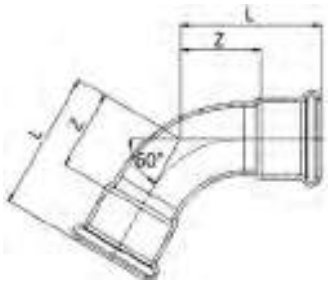

681/600 CN

≤54 B 80 81
76÷108 B 80 82

CURVA 60° FF

- 60° ELBOW FF
- BOGEN 60° II
- COUDE FF 60°
- CURVA 60° HH

MATERIAL: CuNi10Fe1.6Mn
O-RING: FKM verde - green - Grün vert - verde

CODE	De mm	L mm	Z mm	g			€
681028600CN	28	42	19	109	10	50	51,85
681035600CN	35	71	44	140	5	50	60,60
681042600CN	42	82	50	200	2	30	98,69
681054600CN	54	82	44	348	2	18	126,06
681076600CN	76,1	146,5	91,5	1311	2	2	456,49
681088600CN	88,9	162	102	1687	2	2	545,43
681108600CN	108	190	115	2440	2	2	749,78

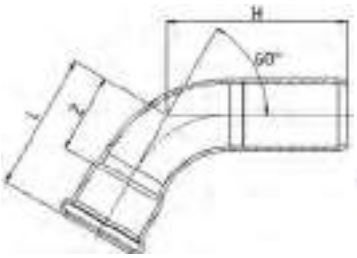

681/601 CN

≤54 B 80 81
76÷108 B 80 82

CURVA 60° MF

- 60° ELBOW MF
- BOGEN 60° IA
- COUDE MF 60°
- CURVA 60° HM

MATERIAL: CuNi10Fe1.6Mn
O-RING: FKM verde - green - Grün vert - verde

CODE	De mm	L mm	H mm	Z mm	g			€
681035601CN	35	71	74	50	148	5	50	59,97
681042601CN	42	82	86	50	208	2	30	94,11
681054601CN	54	82	89	45	339	2	18	118,86
681076601CN	76,1	146,5	164	91,5	1313	2	2	423,52
681088601CN	88,9	162	177	102	1674	2	2	499,72
681108601CN	108	190	205	115	2392	2	2	701,33

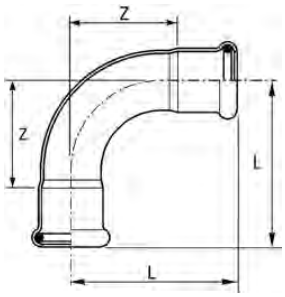

681/900 CN

≤54 B 80 81
76÷108 B 80 82

CURVA 90° FF

- 90° ELBOW FF
- BOGEN 90° II
- COUDE FF 90°
- CURVA 90° HH

MATERIAL: CuNi10Fe1.6Mn
O-RING: FKM verde - green - Grün vert - verde

CODE	De mm	L mm	Z mm	g			€
681015900CN	15	38	18	51	20	300	27,18
681018900CN	18	41,5	21,5	64	20	200	33,46
681022900CN	22	47	26	88	10	100	37,43
681028900CN	28	56	33	124	10	50	45,99
681035900CN	35	68	42	185	5	50	74,10
681042900CN	42	80	50	253	2	30	127,73
681054900CN	54	100	65	427	2	18	165,23
681076900CN	76,1	160	105	1283	2	2	393,13
681088900CN	88,9	182	122	1762	2	2	504,54
681108900CN	108	220	145	2509	2	2	655,95

681/901 CN

≤54 B 80 81
76÷108 B 80 82

CURVA 90° MF

- 90° ELBOW MF
- BOGEN 90° IA
- COUDE MF 90°
- CURVA 90° HM

MATERIAL: CuNi10Fe1.6Mn
O-RING: FKM verde - green - Grün vert - verde

CODE	De mm	L mm	H mm	Z mm	g			€
681015901CN	15	38	48	18	51	20	300	29,59
681018901CN	18	41,5	48,5	21,5	64	20	200	30,43
681022901CN	22	47	57	26	88	10	100	35,73
681028901CN	28	56	64	33	124	10	50	44,29
681035901CN	35	68	82	42	191	5	50	71,47
681042901CN	42	80	101	50	268	2	30	116,78
681054901CN	54	100	120	65	422	2	18	160,21
681076901CN	76,1	160	177	105	1283	2	2	388,80
681088901CN	88,9	182	197	122	1762	2	2	462,93
681108901CN	108	220	233	145	2509	2	2	644,05

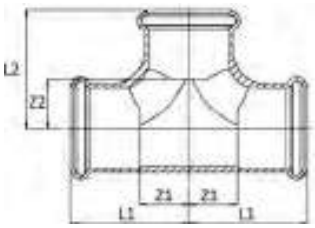

682 CN

≤54 B 80 81
76÷108 B 80 82

"T"

- EQUAL TEE
- T-STÜCK
- TÉ ÉGAL
- TE IGUAL HHH

MATERIAL: CuNi10Fe1.6Mn
O-RING: FKM verde - green - Grün vert - verde

CODE	De mm	L1 mm	L2 mm	Z1 mm	Z2 mm	g			€
682015000CN*	15	32	32	10,5	10,5	77	20	200	43,62
682018000CN*	18	34	34	12,5	12,5	95	20	100	48,22
682022000CN*	22	37	37	14,5	14,5	124	10	100	52,42
682028000CN*	28	42	42	17,5	17,5	175	10	50	61,80
682035000CN*	35	50	50	22,5	22,5	252	4	32	79,92
682042000CN*	42	57	57	25,5	25,5	343	4	20	110,35
682054000CN*	54	69	69	32,5	32,5	520	2	12	133,30
682076000CN	76,1	108	117,5	53	62,5	1422	2	2	854,80
682088000CN	88,9	131,5	134,5	71,5	71,5	1712	2	2	960,91
682108000CN	108	155	160	80	85	2359	2	2	1200,01

(*) idroformato - hydroformed - hydrogeformt - hydroformé - hidroformado

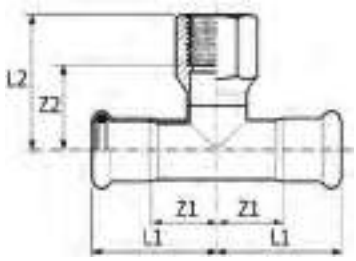

689 CN

≤54 B 80 81
76÷108 B 80 82

"T" CON DERIVAZIONE FILETTO F

- BRANCH TEE FEMALE BSP OUTLET
- T-STÜCK MIT ABGANG IG
- TÉ MIXTE AVEC FILETAGE F
- TE HEMBRA ROSCADA

MATERIAL: CuNi10Fe1.6Mn
O-RING: FKM verde - green - Grün vert - verde
THREAD: EN 10226-1 (ex ISO 7/1)

CODE	De x Rp x De mm x inch x mm	L1 mm	L2 mm	Z1 mm	Z2 mm	g			€
689102015CN	15 x 1/2" x 15	34,5	40	13,5	25	100	20	100	55,35
689102018CN	18 x 1/2" x 18	36,5	41,5	16,5	26,5	121	20	100	59,80
689102022CN	22 x 1/2" x 22	39,5	44	18	29	154	10	100	65,32
689304022CN	22 x 3/4" x 22	39,5	47	18	30,5	159	10	100	69,23
689102028CN	28 x 1/2" x 28	44	46,5	21	31,5	188	10	50	71,33
689304028CN	28 x 3/4" x 28	44	49,5	21	33	206	10	50	81,26
689102035CN	35 x 1/2" x 35	51	50	25,5	35	220	5	50	80,15
689304035CN	35 x 3/4" x 35	51	53	25,5	36,5	229	5	40	98,59
689102042CN	42 x 1/2" x 42	58,5	54	28,5	39	302	4	32	101,09
689304042CN	42 x 3/4" x 42	58,5	56,5	28,5	40	309	4	32	107,76
689102054CN	54 x 1/2" x 54	69,5	61	34	46	420	2	14	115,99
689304054CN	54 x 3/4" x 54	69,5	64	34	47,5	436	2	14	122,02
689304076CN	76,1 x 3/4" x 76,1	108	76	53	59,5	1160	2	2	758,26
689304088CN	88,9 x 3/4" x 88,9	131,5	83,5	71,5	67	1400	2	2	842,84
689304108CN	108 x 3/4" x 108	155	93	80	76,5	1896	2	2	1020,04

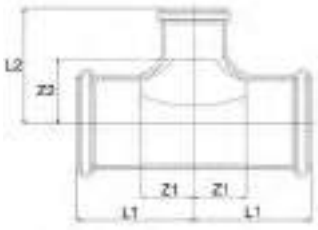

692 CN

≤54 B 80 81
76÷108 B 80 82

"T" RIDOTTO

- REDUCING TEE
- T-STÜCK MIT REDUZIERTEM ABGANG
- TÉ RÉDUIT
- TE REDUCIDA HHH

MATERIAL: CuNi10Fe1.6Mn
O-RING: FKM verde – green – Grün vert – verde

CODE	De mm	L1 mm	L2 mm	Z1 mm	Z2 mm	g			€
692018015CN*	18 x 15 x 18	34	35	12,5	13,5	89	20	100	46,25
692022015CN*	22 x 15 x 22	37	38	16	18	118	10	100	49,87
692028015CN*	28 x 15 x 28	42	40,5	17,5	19	157	10	50	57,96
692028018CN*	28 x 18 x 28	42	40,5	17,5	19	162	10	50	60,48
692028022CN*	28 x 22 x 28	42	41	17,5	20	166	10	50	61,58
692035015CN	35 x 15 x 35	51	49	25	29	176	5	50	71,28
692035022CN	35 x 22 x 35	51	50,5	25	29,5	186	5	50	75,17
692035028CN	35 x 28 x 35	51	53,5	25	30,5	191	5	35	76,30
692042022CN	42 x 22 x 42	58,5	54	28	33	264	4	20	105,70
692042028CN	42 x 28 x 42	58,5	57	28	34	261	4	20	107,09
692042035CN	42 x 35 x 42	58,5	61	28	35	303	4	20	116,35
692054022CN	54 x 22 x 54	69,5	61,5	34	40,5	368	2	16	123,07
692054028CN	54 x 28 x 54	69,5	65,5	34	41,5	385	2	16	124,65
692054035CN	54 x 35 x 54	69,5	68,5	34	42,5	403	2	16	130,38
692054042CN	54 x 42 x 54	69,5	72	34	42	419	2	16	140,61
692076022CN	76,1 x 22 x 76,1	108	72,5	52	52,5	1110	2	2	647,29
692076028CN	76,1 x 28 x 76,1	108	77	52	54	1132	2	2	696,59
692076035CN	76,1 x 35 x 76,1	108	80	52	54	1143	2	2	743,60
692076042CN	76,1 x 42 x 76,1	108	84	52	54	1165	2	2	784,81
692076054CN	76,1 x 54 x 76,1	108	91	52	55	1188	2	2	842,59
692088022CN	88,9 x 22 x 88,9	132	81	72	60	1361	2	2	686,61
692088028CN	88,9 x 28 x 88,9	132	84	72	61	1366	2	2	729,49
692088035CN	88,9 x 35 x 88,9	132	88	72	62	1389	2	2	777,03
692088042CN	88,9 x 42 x 88,9	132	91	72	61	1400	2	2	842,78
692088054CN	88,9 x 54 x 88,9	132	98	72	63	1428	2	2	873,15
692088076CN	88,9 x 76 x 88,9	132	125	72	70	1656	2	2	943,68
692108022CN	108 x 22 x 108	155	91	80	70	1857	2	2	730,22
692108028CN	108 x 28 x 108	155	94	80	71	1863	2	2	765,72
692108035CN	108 x 35 x 108	155	97	80	71	1980	2	2	850,68
692108042CN	108 x 42 x 108	155	101	80	71	2080	2	2	887,20
692108054CN	108 x 54 x 108	155	107	80	72	2147	2	2	962,15
692108076CN	108 x 76,1 x 108	155	135	80	80	2153	2	2	1003,81
692108088CN	108 x 88,9 x 108	155	144	80	84	2192	2	2	1146,80

(*) idroformato – hydroformed – hydrogeformt – hydroformé – hidroformado

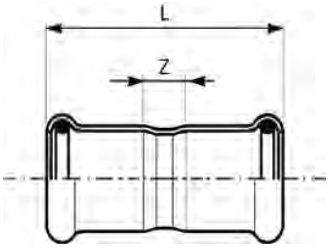

683/000 CN

≤54 B 80 81
76÷108 B 80 82

MANICOTTO

- COUPLING
- MUFFE
- MANCHON
- MANGUITO HH

MATERIAL: CuNi10Fe1.6Mn
O-RING: FKM verde - green - Grün vert - verde

CODE	De mm	L mm	Z mm	g			€
683015000CN	15	49	9	39	20	500	19,02
683018000CN	18	50	10	47	20	300	20,22
683022000CN	22	52,5	10,5	60	20	200	22,60
683028000CN	28	56	10	79	10	150	26,13
683035000CN	35	62,5	10,5	108	10	100	34,61
683042000CN	42	72	12	152	4	60	43,95
683054000CN	54	83	12	221	2	24	53,07
683076000CN	76,1	142	32	708	4	4	310,87
683088000CN	88,9	165,5	45,5	853	4	4	355,18
683108000CN	108	203	53	1305	2	2	447,52

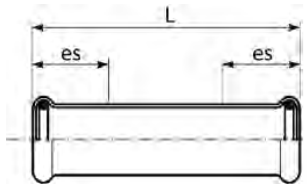

683/001 CN

≤54 B 80 81
76÷108 B 80 82

MANICOTTO PASSANTE

- SLIP COUPLING
- SCHIEBEMUFFE
- MANCHON LONG
- MANGUITO SIN TOPE

MATERIAL: CuNi10Fe1.6Mn
O-RING: FKM verde - green - Grün vert - verde

CODE	De mm	L mm	es mm	g			€
683015001CN	15	67,5	25	54	20	200	30,78
683018001CN	18	71	25	66	20	200	35,64
683022001CN	22	77	25	86	10	100	40,87
683028001CN	28	88	30	123	10	50	46,49
683035001CN	35	101,5	30	171	4	40	50,74
683042001CN	42	117	40	243	2	40	60,94
683054001CN	54	138	40	358	2	20	73,52
683076001CN	76,1	225	60	1105	2	2	577,79
683088001CN	88,9	258	70	1468	2	2	649,02
683108001CN	108	305	80	2135	2	2	789,81

B 80 81

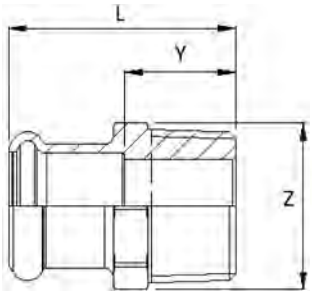

687 CN

MANICOTTO MISTO FILETTO M

- MALE ADAPTER
- ÜBERGANGSSTÜCK MIT AG
- RACCORD AVEC FILETAGE MALE
- UNIÓN MACHO

MATERIAL: CuNi10Fe1.6Mn
O-RING: FKM verde - green - Grün vert - verde
THREAD: EN 10226-1 (ex ISO 7/1)

CODE	De x R mm x inch	L mm	Z mm	Y mm	g			€
687102015CN	15 x 1/2"	36	24	16	58	20	300	**45,12**
687102018CN	18 x 1/2"	37	27	17	58	20	300	**49,37**
687304018CN	18 x 3/4"	38	30	18	73	20	200	**52,56**
687102022CN	22 x 1/2"	38	32	17	72	10	200	**60,59**
687304022CN	22 x 3/4"	39	32	18	80	10	200	**60,08**
687100028CN	28 x 1"	44,5	38	21,5	121	10	100	**79,90**
687114035CN	35 x 1"1/4	50	46	24	199	5	50	**129,87**
687112042CN	42 x 1"1/2	54	54	24	244	4	40	**203,07**
687200054CN	54 x 2"	63,5	70	27,5	406	4	32	**324,02**

B 80 81

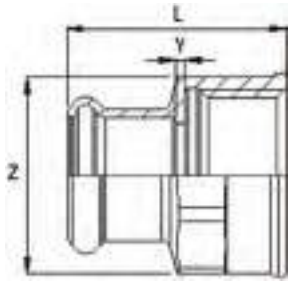

690 CN

MANICOTTO MISTO FILETTO F

- FEMALE ADAPTER
- ÜBERGANGSSTÜCK MIT IG
- RACCORD AVEC FILETAGE FEMELLE
- UNIÓN HEMBRA

MATERIAL: CuNi10Fe1.6Mn
O-RING: FKM verde - green - Grün vert - verde
THREAD: EN 10226-1 (ex ISO 7/1)

CODE	De x Rp mm x inch	L mm	Z mm	Y mm	g			€
690102015CN	15 x 1/2"	36	30	2	70	20	300	**48,95**
690102018CN	18 x 1/2"	37	30	2	74	20	300	**50,39**
690304018CN	18 x 3/4"	39	34	2	90	10	200	**48,62**
690102022CN	22 x 1/2"	36	32	1	80	20	200	**84,57**
690304022CN	22 x 3/4"	39	34	1,5	87	10	100	**70,52**
690102028CN	28 x 1/2"	39	38	1	115	10	100	**80,04**
690100028CN	28 x 1"	45	43	2,5	148	10	100	**99,90**
690114035CN	35 x 1"1/4	50	50	2	192	5	50	**153,61**
690112042CN	42 x 1"1/2	54	60	2	272	4	40	**233,07**
690200054CN	54 x 2"	65	70	3	399	4	20	**366,23**

B 80 81

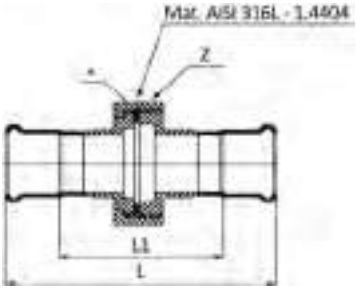

684/001 CN

BOCCHETTONE A SEDE PIANA

- FLAT FACED UNION
- DURCHGANGSVERSCHRAUBUNG MIT PRESSENDEN FLACHDICHTEND
- ÉLÉMENT DE TRANSITION FILTÉ PLAT AVEC MANCHONS DES 2 CÔTES
- RÁCOR 3 PIEZAS PLANO

MATERIAL: CuNi10Fe1.6Mn
O-RING: FKM verde - green - Grün vert - verde
GASKET: (*): FKM verde - green - Grün vert - verde

CODE	De mm	L mm	L1 mm	Z mm	Gasket mm	g			€
684015001CN	15	97	57	34	24x14 thk 3	146	10	100	109,18
684018001CN	18	98	58	39	30x20 thk 3	187	10	100	128,76
684022001CN	22	100	58	39	30x20 thk 3	194	10	50	145,03
684028001CN	28	118	72	58	47,5x37 thk 3	450	5	25	211,25
684035001CN	35	128	76	67	56x42 thk 3	617	4	20	266,52
684042001CN	42	141	81	77	66x56 thk 3	797	2	20	330,64
684054001CN	54	157	86	90	79,5x69 thk 3	1176	2	10	556,90

B 80 81

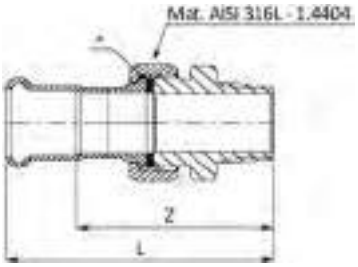

684/002 CN

BOCCHETTONE SEDE PIANA FILETTO M

- STRAIGHT MALE UNION CONNECTOR
- DURCHGANGSVERSCHRAUBUNG MIT AUSSENGEWINDE
- RACCORD UNION FILETÉ
- RÁCOR 3 PIEZAS ROSCADO MACHO

MATERIAL: CuNi10Fe1.6Mn
O-RING: FKM verde - green - Grün vert - verde
GASKET: (*): FKM verde - green - Grün vert - verde
THREAD: EN 10226-1 (ex ISO 7/1)

CODE	De x R mm x inch	L mm	Z mm	Gasket mm	g			€
684015002CN	15 x 1/2"	77	57	24x14 thk 3	142	2	160	110,29
684018002CN	18 x 1/2"	78	58	24x14 thk 3	144	2	160	125,60
684022002CN	22 x 3/4"	81	60	30x20 thk 3	202	2	100	129,34
684028002CN	28 x 1"	91	68	39x27 thk 3	364	2	60	220,45
684035002CN	35 x 1"1/4	102	76	44,5x34 thk 3	540	2	40	281,51
684042002CN	42 x 1"1/2	105	75	50,5x40 thk 3	563	2	30	306,88
684054002CN	54 x 2"	118	83	65,5x53,5 thk 3	823	2	20	526,91

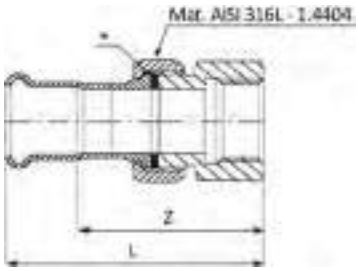

B 80 81

684/003 CN

BOCCHETTONE SEDE PIANA FILETTO F

- STRAIGHT FEMALE UNION CONNECTOR
- DURCHGANGSVERSCHRAUBUNG MIT INNENGEWINDE
- RACCORD UNION TARAUDÉ
- RÁCOR 3 PIEZAS HEMBRA

MATERIAL: CuNi10Fe1.6Mn
O-RING: FKM verde - green - Grün vert - verde
GASKET: (*): FKM verde - green - Grün vert - verde
THREAD: EN 10226-1 (ex ISO 7/1)

CODE	De x Rp mm x inch	L mm	Z mm	Gasket mm	g			€
684015003CN	15 x 1/2"	72	52	24x14 thk 3	140	2	160	104,65
684018003CN	18 x 1/2"	72	52	24x14 thk 3	145	2	140	126,24
684022003CN	22 x 3/4"	76	55	30x20 thk 3	213	2	100	144,57
684028003CN	28 x 1"	84	61	39x27 thk 3	404	2	60	190,27
684035003CN	35 x 1"1/4	94	68	44,5x34 thk 3	486	2	30	235,58
684042003CN	42 x 1"1/2	97	67	50,5x40 thk 3	536	2	30	278,16
684054003CN	54 x 2"	116	81	65,5x53,5 thk 3	1091	2	20	530,42

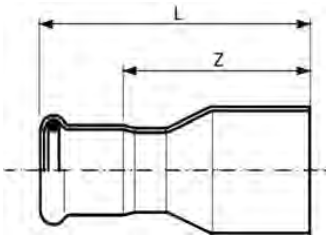

≤54 B 80 81
76÷108 B 80 82

691 CN

RIDUZIONE MF

- REDUCER
- REDUZIERSTÜCK
- REDUCTION
- REDUCCIÓN MH

MATERIAL: CuNi10Fe1.6Mn
O-RING: FKM verde - green - Grün vert - verde

CODE	De mm	L mm	Z mm	g			€
691018015CN	18 x 15	57	37	43	20	500	23,01
691022015CN	22 x 15	64	44	54	20	400	27,86
691022018CN	22 x 18	60	40	54	20	300	24,53
691028015CN	28 x 15	76,5	56,5	73	20	200	29,05
691028022CN	28 x 22	65	44	74	20	200	27,86
691035022CN	35 x 22	70	49	91	10	100	35,70
691035028CN	35 x 28	71	48	101	10	100	35,35
691042022CN	42 x 22	97	76	140	4	80	109,46
691042028CN	42 x 28	93	70	145	4	80	111,87
691042035CN	42 x 35	81	55	139	4	40	48,71
691054028CN	54 x 28	108,5	85,5	204	4	40	103,06
691054035CN	54 x 35	108	82	215	4	40	128,33
691054042CN	54 x 42	97,5	67,5	216	4	32	56,39
691076042CN	76,1 x 42	141	111	489	4	4	277,01
691076054CN	76,1 x 54	158	123	593	4	4	287,69
691088054CN	88,9 x 54	176	141	763	4	4	404,07
691088076CN	88,9 x 76,1	184	129	902	4	4	385,94
691108054CN	108 x 54	204	168	1067	2	2	443,50
691108076CN	108 x 76,1	206	151	1126	2	2	447,33
691108088CN	108 x 88,9	207	147	1229	2	2	438,61

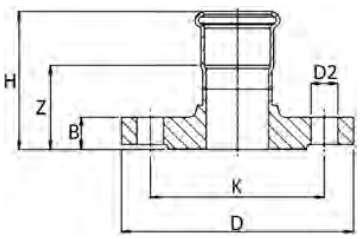

693/002 CN

≤54 B 80 81
76÷108 B 80 82

MANICOTTO FLANGIATO

- ADAPTOR FLANGE
- ÜBERGANGSFLANSCH
- BRIDE DE RACCORDEMENT
- BRIDA ADAPTADOR

MATERIAL: CuNi10Fe1.6Mn
O-RING: FKM verde - green - Grün vert - verde

PN 6

CODE	De mm	DN flg	H mm	Z mm	B mm	D mm	D2 mm	Holes Nr.	K mm	g			€
693015002CN	15	15	53	33	12	80	11	4	55	452	2	20	161,08
693018002CN	18	15	53,5	33,5	12	80	11	4	55	452	2	20	159,60
693022002CN	22	20	56,5	35,5	14	90	11	4	65	680	2	14	189,04
693028002CN	28	25	59,5	36,5	14	100	11	4	75	843	2	10	246,86
693035002CN	35	32	63	37	14	120	14	4	90	1206	2	6	276,39
693042002CN	42	40	67	37	14	130	14	4	100	1324	2	6	371,79
693054002CN	54	50	74	38	14	140	14	4	110	1505	2	4	421,11
693076002CN	76,1	65	101	45,5	14	160	14	4	130	2086	2	2	881,15
693088002CN	88,9	80	112	52	16	190	18	4	150	3253	2	2	1176,72
693108002CN	108	100	128	53	16	210	18	4	170	3924	2	2	1405,84

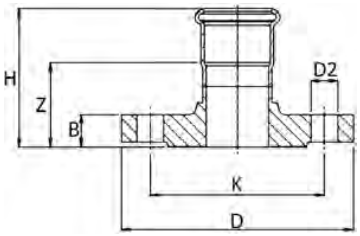

693/000 CN

≤54 B 80 81
76÷108 B 80 82

MANICOTTO FLANGIATO

- ADAPTOR FLANGE
- ÜBERGANGSFLANSCH
- BRIDE DE RACCORDEMENT
- BRIDA ADAPTADOR

MATERIAL: CuNi10Fe1.6Mn
O-RING: FKM verde - green - Grün vert - verde

PN 16

CODE	De mm	DN flg	H mm	Z mm	B mm	D mm	D2 mm	Holes Nr.	K mm	g			€
693015000CN	15	15	55	35	14	95	14	4	65	735	2	20	212,63
693018000CN	18	15	55,5	35,5	14	95	14	4	65	735	2	20	225,35
693022000CN	22	20	58,5	37,5	16	105	14	4	75	1051	2	14	256,50
693028000CN	28	25	61,5	38,5	16	115	14	4	85	1267	2	10	315,31
693035000CN	35	32	65,5	39,5	16	140	18	4	100	1828	2	6	377,68
693042000CN	42	40	69	39	16	150	18	4	110	2007	2	6	396,86
693054000CN	54	50	78	42	18	165	18	4	125	2734	2	4	631,89
693076000CN	76,1	65	105	50	18	185	18	4	145	3538	2	2	976,78
693088000CN	88,9	80	116	56	20	200	18	8	160	4382	2	2	1215,90
693108000CN	108	100	132	57	20	220	18	8	180	5230	2	2	1449,84

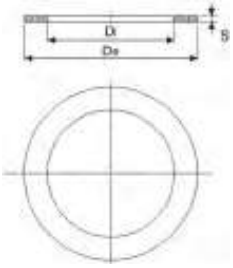

R 30 30

434/PN6

GUARNIZIONE ECOLOGICA PER FLANGE

- GASKET FOR FLANGE
- FLANSCHDICHTUNG
- JOINT POUR BRIDE
- JUNTA ECOLÓGICA PARA BRIDA

MATERIAL: Sesalit Eco
NORM: EN 1092-1

PN 6

CODE	DN	De mm	Di mm	S mm	g		€
434015006	15 - (1/2")	44	20	2	4	10	**0,86**
434020006	20 - (3/4")	54	25	2	6	10	**1,26**
434025006	25 - (1")	64	30	2	9	10	**1,75**
434032006	32 - (1"1/4)	75	38	2	11	10	**2,35**
434040006	40 - (1"1/2)	85	45	2	14	10	**3,07**
434050006	50 - (2")	95	57	2	15	10	**4,67**
434065006	65 - (2"1/2)	115	76	2	19	10	**6,43**
434080006	80 - (3")	132	89	2	26	10	**7,62**
434100006	100 - (4")	152	108	2	29	10	**9,02**

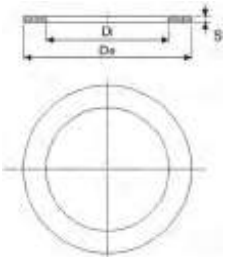

R 30 30

434/PN10-16

GUARNIZIONE ECOLOGICA PER FLANGE

- GASKET FOR FLANGE
- FLANSCHDICHTUNG
- JOINT POUR BRIDE
- JUNTA ECOLÓGICA PARA BRIDA

MATERIAL: Sesalit Eco
NORM: EN 1092-1

PN 10/16

CODE	DN	De mm	Di mm	S mm	g		€
434015000	15 - (1/2")	50	20	2	6	10	**0,86**
434020000	20 - (3/4")	60	25	2	8	10	**1,24**
434025000	25 - (1")	70	30	2	10	10	**1,74**
434032000	32 - (1"1/4)	82	38	2	14	10	**2,35**
434040000	40 - (1"1/2)	92	45	2	17	10	**3,07**
434050000	50 - (2")	108	57	2	22	10	**4,62**
434065000	65 - (2"1/2)	127	76	2	27	10	**6,38**
434080000	80 - (3")	142	89	2	30	10	**7,55**
434100000	100 - (4")	162	108	2	38	10	**8,66**

Sesalit ECO: fibre organiche e sintetiche legate con gomma NBR/SBR esente amianto
IMPIEGHI: Acqua calda e fredda, olii vegetali ed animali, aria, alcuni carburanti (no GAS)
LIMITI DI TEMPERATURA ORIENTATIVI
Temperatura massima per brevi esposizioni: 180º-200º C
Temperatura massima di esercizio continuo per fluidi non aggressivi: 140º C
Temperatura massima di esercizio continuo con vapore: 110º C
Temperatura minima di esercizio -40ºC
OMOLOGAZIONI: acqua potabile WRAS nº 240155028

Sesalit ECO: organic and synthetic fibers bonded with NBR/SBR asbestos-free
USES: hot and cold water, vegetable and animal oils, air, some fuels (no GAS)
GUIDELINE TEMPERATURE LIMITS
Maximum temperature for short exposure: 180º-200º C
Maximum operating temperature for continuous non-aggressive fluids: 140º C
Maximum temperature for continuous operation with steam: 110º C
Minimum operating temperature -40ºC
APPROVAL: potable water WRAS nº 240155028

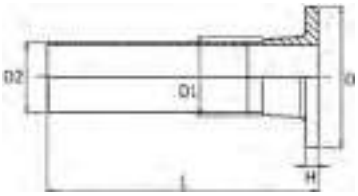

693/004 CN

≤54 B 80 81
76÷108 B 80 82

BOCCHELLO PER FLANGE LIBERE

- COLLAR FOR LOOSE FLANGES
- AUSSEN FÜR LOSE-FLANSCH
- SORTIE A BRIDE POUR BRIDE TOURNANTE
- TRONCO EMBRIDADO PARA BRIDA LOCA

MATERIAL: CuNi10Fe1.6Mn

PN 6

CODE	De mm	L mm	D mm	D1 mm	D2 mm	H mm	g			€
693022004CN	22	135	50	27	22	5	160	1	14	107,48
693028004CN	28	135	60	32	28	5	260	1	14	125,63
693035004CN	35	135	70	40	35	5	340	1	14	156,71
693042004CN	42	135	80	46	42	6	450	1	14	184,93
693054004CN	54	135	90	59	54	6	560	1	14	316,39
693076004CN	76,1	135	110	78	76,1	6	850	1	12	437,89
693088004CN	88,9	135	128	91	88,9	7	1200	1	6	609,57
693108004CN	108	135	148	110	108	7	1540	1	2	764,16

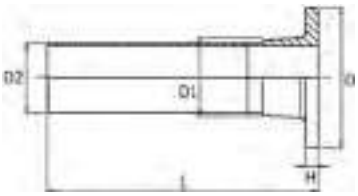

693/003 CN

≤54 B 80 81
76÷108 B 80 82

BOCCHELLO PER FLANGE LIBERE

- COLLAR FOR LOOSE FLANGES
- AUSSEN FÜR LOSE-FLANSCH
- SORTIE A BRIDE POUR BRIDE TOURNANTE
- TRONCO EMBRIDADO PARA BRIDA LOCA

MATERIAL: CuNi10Fe1.6Mn

PN 16

CODE	De mm	L mm	D mm	D1 mm	D2 mm	H mm	g			€
693022003CN	22	135	58	27	22	5	190	1	14	126,85
693028003CN	28	135	68	32	28	5	300	1	14	147,75
693035003CN	35	135	78	40	35	5	380	1	14	189,13
693042003CN	42	135	88	46	42	6	510	1	14	232,97
693054003CN	54	135	102	59	54	6	650	1	14	320,03
693076003CN	76,1	135	122	78	76,1	6	970	1	4	535,58
693088003CN	88,9	135	138	91	88,9	7	1240	1	4	673,33
693108003CN	108	135	158	110	108	7	1690	1	2	859,66

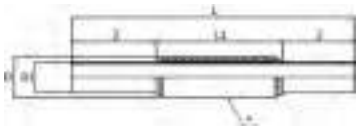

679/001 CN

≤54 B 80 81
76÷108 B 80 82

PASSAGGIO STAGNO

- DECK / BULKHEAD PENETRATION
- WANDDURCHFÜHRUNG
- PASSAGE ÉTANCHE
- PASAJE ESTAÑO

MATERIAL: CuNi10Fe1.6Mn
NOTE: (*): S235JR (Fe 360)

CODE	De mm	L mm	L1 mm	Z mm	D mm	D1 mm	g			€
679015001CN	15	450	120	165	25	15	513	1	65	**77,34**
679018001CN	18	450	120	165	30	18	693	1	65	**77,76**
679022001CN	22	450	120	165	33	22	782	1	50	**83,30**
679028001CN	28	450	120	165	37	28	865	1	45	**89,62**
679035001CN	35	450	120	165	43,5	35	1044	1	40	**108,98**
679042001CN	42	450	120	165	53	42	1440	1	32	**130,45**
679054001CN	54	450	120	165	69	54	2192	1	18	**258,08**
679076001CN	76,1	450	120	165	88,5	76,1	3167	1	8	**292,94**
679088001CN	88,9	450	120	165	107	88,9	4551	1	8	**344,35**
679108001CN	108	450	120	165	131,5	108	6337	1	6	**424,73**

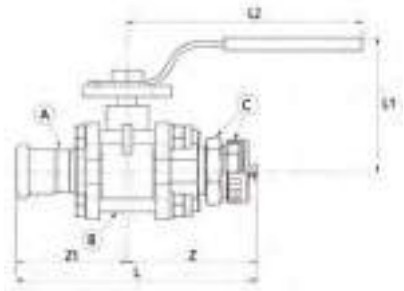

695/008 CN

B 80 81

VALVOLA A SFERA CON PRESA MANICHETTA

- BALL VALVE WITH HOSE CONNECTION
- KUGELHAHN MIT SCHLAUCHANSCHLUSS
- BOISSEAU SPHERIQUE AVEC RACCORD DETUYAU
- VÁLVULA DE BOLA CON CONEXIÓN DELA MANGUERA

MATERIAL: A: CuNi10Fe1.6Mn
B: AISI 316L – 1.4404
C: ottone - brass - Messing - laiton - latón
O-RING: FKM verde - green - Grün vert - verde

CODE	De mm	L mm	L1 mm	L2 mm	Z mm	Z1 mm	g			€
695022008CN	22 x 1"	136,5	80	151	73	63,5	1332	1	10	**618,56**

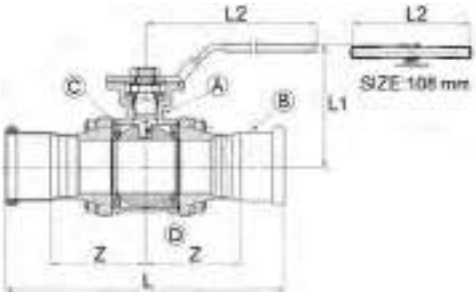

695/003 CN

≤54 B 80 81
76÷108 B 80 82

VALVOLA A SFERA 3 PZ PASSAGGIO TOTALE LUCCHETTABILE

- 3-PC BALL VALVE WITH FULL PORT
- KUGELHAHN 3-TEILIG MIT VOLLEM DURCHGANG
- BOISSEAU SPHERIQUE 3 PCS PASSAGE INTÉGRAL
- VÁLVULA DE BOLA TRES PIEZAS POSO TOTAL

MATERIAL: A-D: AISI 316L/1.4404
B: CuNi10Fe1.6Mn C: PTFE
O-RING: FKM verde - green - Grün vert - verde
NORM: flangia attuatore / flange for actuator Flansch für Stellantrieb / bride pour actuateur / brida actuador ISO 5211

CODE	De mm	DN	DN inch	L mm	Z mm	L1 mm	L2 mm	g			€
695015003CN	15	10	3/8"	122	41	72	151	726	1	10	374,11
695018003CN	18	15	1/2"	123	41,5	72	151	750	1	10	421,74
695022003CN	22	20	3/4"	127	42,5	80	151	1024	1	10	522,47
695028003CN	28	25	1"	145	49,5	90	179	1550	1	5	637,80
695035003CN	35	32	1" 1/4	170	59	95	179	2395	1	5	925,37
695042003CN	42	40	1" 1/2	197	68,5	104	198	3334	1	5	1218,00
695054003CN	54	50	2"	220	75	110	198	4694	1	2	1654,42
695076003CN	76,1	65	2" 1/2	308	99	150	270	9648	1	1	2950,28
695088003CN	88,9	80	3"	362	121	159	270	13242	1	1	4541,23
695108003CN*	108	100	4"	422	136	210	405	26250	1	1	7278,55

(*) DN 108 con tubo maniglia, with pipe handle, mit Rohrgriff, avec tube-poignée, con mango de tubo
Le condizioni stampigliate sono relative al corpo della valvola. La pressione massima di lavoro delle valvole art. 695/003 CN= 16 bar
The marked pressure's conditions are related to the body of the valve. Maximum working pressure for pressfitting valve art. 695/003 CN= 16 bar
Die markierte Konditionen der Pressfitting entsprechend den Kugelhahnkoerper. Maximaler Arbeitsbetriebsdruck für Kugelhahn 695/003 CN= 16 bar
Les conditions de pressions indiquées sur la presse vannes correspondent au corps de vanne. Pression de service maximale vannes 695/003 CN= 16 bar
Condiciones de presión marcadas están relacionadas con el cuerpo de la válvula. La presión máxima de trabajo de las válvulas art. 695/003 CN= 16 bar

CORPO VALVOLA / VALVE BODY

Pressure - Temperature Data
FLOATING BALL VALVES 1000 psi

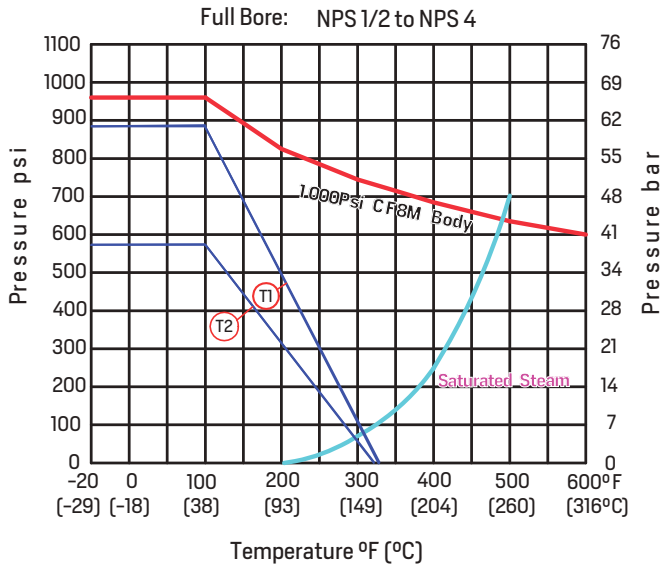

Seat Materials :
- T1 PTFE DN 15 - 32
- T2 PTFE DN 40 - 100

CV	KV
US gallon/min	m³ / h
N/A	N/A
18	15
36	31
48	41
93	80
165	141
207	177
450	386
780	668
1360	1165

1 Kv = 0,86 Cv

695/003 CN – Valvola a sfera 3 pz passaggio totale lucchettabile - 3 PC ball valve with full port Kugelhahn 3-Teilig mit vollem Durchgang – Boisseau spherique 3 pcs passage intégral - Válvula de bola tres piezas paso total

Dimensioni della flangia per attuatore / Flange for actuator dimensions / Abmessungen der Flansch für Stellantrieb / Dimensions de la bride pour actuateur Dimensiones de la brida del actuador.

De mm	DN inch	Flange type	C1 mm	C2 mm	D1 mm	D2 mm	F mm
15	3/8"	F03-F04	36	42	6	6	9
18	1/2"	F03-F04	36	42	6	6	9
22	3/4"	F03-F05	36	50	6	7	9
28	1"	F04-F05	42	50	6	7	11
35	1"1/4	F04-F07	42	70	6	9	11
42	1"1/2	F05-F07	50	70	7	9	14
54	2"	F05-F07	50	70	7	9	14
76,1	2"1/2	F07-F10	70	102	9	11	17
88,9	3"	F07-F10	70	102	9	11	17
108	4"	F10	-	102	-	11	22

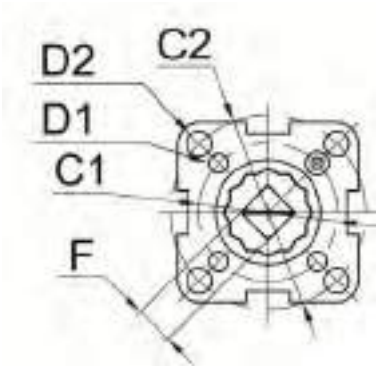

ISO 5211

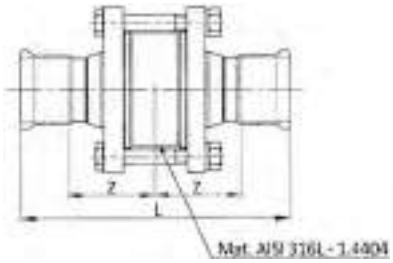

695/004 CN

≤54 B 80 81
76÷108 B 80 82

VALVOLA DI RITEGNO

- NON-RETURN VALVE
- RÜCKSCHLAGVENTIL
- CLAPET ANTI-RETOUR
- VÁLVULA DE RETENCIÓN

MATERIAL: CuNi10Fe1.6Mn (corpo/body AISI 316L - 1.4404)
O-RING: FKM verde - green - Grün vert - verde

CODE	De mm	DN	L mm	Z mm	g			€
695015004CN	15	15	113	36,5	443	1	10	627,03
695018004CN	18	15	113	37	554	1	10	689,73
695022004CN	22	20	121	39,5	614	1	10	722,42
695028004CN	28	25	138	46	828	1	10	922,53
695035004CN	35	32	158	53	1324	1	10	1275,13
695042004CN	42	40	180	60	1832	1	6	1435,74
695054004CN	54	50	199	64,5	2676	1	2	2660,40
695076004CN	76,1	65	269	79,5	5442	1	1	3881,15
695088004CN	88,9	80	303	91,5	8466	1	1	4262,27
695108004CN	108	100	370	110	14640	1	1	5257,89

Le condizioni stampigliate sono relative al corpo della valvola. La pressione massima di lavoro delle valvole art. 695/004 CN = 16 bar
The marked pressure's conditions are related to the body of the valve. Maximum working pressure for pressfitting valve art. 695/004 CN = 16 bar
Die markierte Konditionen der Pressfitting entsprechend den Kugelhahnkoerper. Maximaler Arbeitsbetriebsdruck für Kugelhahn 695/004 CN = 16 bar
Les conditions de pressions indiquées sur la presse vannes correspondent au corps de vanne. Pression de service maximale vannes 695/004 CN = 16 bar
Condiciones de presión marcadas están relacionadas con el cuerpo de la válvula. La presión máxima de trabajo de las válvulas art. 695/004 CN = 16 bar

CORPO VALVOLA / VALVE BODY

DIAGRAMMA PERDITA DI CARICO
PRESSURE LOSS DIAGRAM

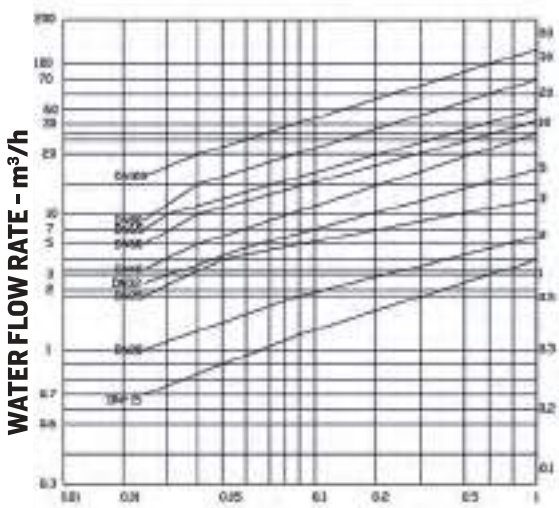

CV / KV PER VALVOLA DI RITEGNO CV / KV FOR NON-RETURN VALVE				DIREZIONE DI FLUSSO FLOW DIRECTION		
				↑	↓	→
DE	DN DN inch	CV US gallon/min	KV m³/h	Pressione di apertura Opening pressure (mbar)		
15	15 - ½"	4,1	3,5	25	21	23
18	15 - ½"	4,1	3,5	25	21	23
22	20 - ¾"	5,1	4,4	25	21	23
28	25 - 1"	14	12	25	21	23
35	32 - 1"1/4	23,3	20	27	21	24
42	40 - 1"1/2	30,3	26	29	21	25
54	50 - 2"	37,3	32	29	21	25
76,1	65 - 2"1/2	70	60	31	21	25
88,9	80 - 3"	81,7	70	32	21	26
108	100 - 4"	140	120	33	21	27

NOTE

Cv = flusso di acqua (a 60°F) in gpm (galloni al minuto) con una pressione differenziale (caduta di pressione) di 1 psi.
Kv = flusso di acqua (tra 5° e 40°) m³/h, con una pressione differenziale (caduta di pressione) di 1 bar.
(1 Kv = 0,86 Cv)

B 50 51

Klauke MAP219 BT MINI (ø 12÷35 mm)

PRESSATRICE CON BATTERIA, CARICA BATTERIA E VALIGIA

- PRESSING MACHINE WITH BATTERY, CHARGER AND CASE
- AKKU- PRESSGERÄT MIT SCHNELLLADEGERAT UND KOFFER
- SERTISSEUSE A BATTERIE AVEC CHARGEUR ET COFFRET
- AKKU-MÁQUINA CON CARGADOR RÁPIDO Y CAJA

NOTE: New model (Bluetooth technology)

CODE	Voltage	Plug	Battery	kg		€
196001018	(*) 220-240 V 50-60 Hz	(*) Europe (CEE 7/16 charge battery)	Nº 1 (18V / 1,5Ah)	6,12	1	**5041,37**

B 50 51

Klauke UAP332 BT (ø 12÷54 mm) i-press

PRESSATRICE CON BATTERIA, CARICA BATTERIA E VALIGIA

- PRESSING MACHINE WITH BATTERY, CHARGER AND CASE
- AKKU- PRESSGERÄT MIT SCHNELLLADEGERAT UND KOFFER
- SERTISSEUSE A BATTERIE AVEC CHARGEUR ET COFFRET
- AKKU-MÁQUINA CON CARGADOR RÁPIDO Y CAJA

NOTE: New model (Bluetooth technology)

CODE	Voltage	Plug	Battery	kg		€
196001019	(*) 220-240 V 50-60 Hz	(*) Europe (CEE 7/16 charge battery)	Nº 2 (18V / 4,0Ah)	8,86	1	**6016,98**

B 50 51

Klauke UAP432 BT (ø 12÷54 mm PN16 ø 76÷108 mm PN10) i-press

PRESSATRICE CON BATTERIA, CARICA BATTERIA E VALIGIA

- PRESSING MACHINE WITH BATTERY, CHARGER AND CASE
- AKKU- PRESSGERÄT MIT SCHNELLLADEGERAT UND KOFFER
- SERTISSEUSE A BATTERIE AVEC CHARGEUR ET COFFRET
- AKKU-MÁQUINA CON CARGADOR RÁPIDO Y CAJA

NOTE: New model (Bluetooth technology)

CODE	Voltage	Plug	Battery	kg		€
196001020	(*) 220-240 V 50-60 Hz	(*) Europe (CEE 7/16 charge battery) (CEE 7/17 main adapter)	Nº 2 (18V / 4,0Ah)	11,04	1	8474,73

B 50 51

Klauke UAP100120 BT (ø 76÷108 mm King size) i-press

PRESSATRICE CON BATTERIA, CARICA BATTERIA E VALIGIA

- PRESSING MACHINE WITH BATTERY, CHARGER AND CASE
- AKKU- PRESSGERÄT MIT SCHNELLLADEGERAT UND KOFFER
- SERTISSEUSE A BATTERIE AVEC CHARGEUR ET COFFRET
- AKKU-MÁQUINA CON CARGADOR RÁPIDO Y CAJA

NOTE: New model (Bluetooth technology)

CODE	Voltage	Plug	Battery	kg		€
196001021	(*) 220-240 V 50-60 Hz	(*) Europe (CEE 7/16 charge battery) (CEE 7/17 main adapter)	Nº 2 (18V / 4,0Ah)	23,6	1	15091,70
196001009V **	-	-	-	10	1	670,77

(**) Valigia vuota - Empty case - Leer Koffer - Coffret vide - Caja vacía

B 50 51

Klauke EHP2/SANB (ø 76÷108 mm King size)

GRUPPO POMPA IDRAULICA ELETTRICO

- ELECTRIC HYDRAULIC PUMP
- ELEKTRISCHEBETRIEBENES ANTRIEBSAGGREGAT
- GROUPE HYDRAULIQUE MOBILE POUR SERTIR
- UNIDAD DE ACCIONAMIENTO ELÉCTRICO

NOTE: Tensione/voltage 220-240 V / 50-60 Hz

CODE	Voltage	Plug	kg		€
196000000I	220-240 V / 50-60 Hz	CEE industrial 2P+G	69	1	25804,17

B 50 51

Klauke AHP700LS

GRUPPO POMPA IDRAULICA A BATTERIA

- BATTERY HYDRAULIC PUMP
- AKKUBETRIEBENES ANTRIEBSAGGREGAT
- GROUPE HYDRAULIQUE MOBILE POUR SERTIR
- UNIDAD DE ACCIONAMIENTO A PILAS

CODE	Voltage	Plug	Battery	kg		€
196001012	220-240 V 50-60 Hz	Europe (CEE 7/16 charge battery)	Nº 2 (18V / 4,0Ah)	9,8	1	11035,57

B 50 51

Klauke PKUAP3 (ø 12÷54 mm) per/for AHP700LS

TESTA DI PRESSATRICE

- PRESSING HEAD
- PRESSKÖPFE
- TÊTE DE SERTISSEUSE
- CABEZA DE AKKU-MÁQUINA

CODE	kg		€
196001013	2,5	1	2181,88

B 50 51

Klauke PKUAP4 (ø 12÷54 mm PN16) (ø 76,1÷108 mm PN10) per/for AHP700LS

TESTA DI PRESSATRICE

- PRESSING HEAD
- PRESSKÖPFE
- TÊTE DE SERTISSEUSE
- CABEZA DE AKKU-MÁQUINA

CODE	kg		€
196001017	3,07	1	3911,23

B 50 51

Klauke PK100AHP (ø 76÷108 mm King size) per/for AHP700LS

TESTA DI PRESSATRICE

- PRESSING HEAD
- PRESSKÖPFE
- TÊTE DE SERTISSEUSE
- CABEZA DE AKKU-MÁQUINA

CODE	kg		€
196001014	10,4	1	9371,31

B 50 51

Klauke AHP700LS

TUBO FLESSIBILE ALTA PRESSIONE L=4 M

- HIGH PRESSURE HOSE L=4 M
- HOCHDRUCKSCHLAUCH L=4 M
- TUYAU À HAUTE PRESSION L=4 M
- MANGUERA DE ALTA PRESIÓN L=4 M

CODE	kg		€
196001015	2,3	1	1374,20

B 50 51

Klauke HPU2EX (ø 12÷54 mm)

PRESSATRICE MANUALE

- MANUAL HYDRAULIC PRESSING
- MANUELLES HYDRAULISCHES PRESSWERKZEUG
- SERTISSEUSE MANUELLE
- MÁQUINA MANUAL

CODE	kg		€
196001016	3,1	1	3301,16

B 50 51

TOOL M

Klauke MAP219

GANASCIA PER PRESSATRICE

- JAW
- PRESSBACKE
- MACHOIRE
- MORDAZA PINZA

CODE	De mm	kg		€
196012002	12	1,3	1	448,29
196015002	15	1,3	1	448,29
196018002	18	1,3	1	448,29
196022002	22	1,4	1	477,00
196028002	28	1,4	1	477,00
196035002	35	1,6	1	477,00

B 50 51

TOOL M

Klauke UNP2 - UAP2 - UAP3L/432 UAP4L/432 - PKUAP3L

GANASCIA PER PRESSATRICE

- JAW
- PRESSBACKE
- MACHOIRE
- MORDAZA PINZA

CODE	De mm	kg		€
196012000	12	1,9	1	387,21
196015000	15	1,9	1	387,21
196018000	18	1,9	1	387,21
196022000	22	2	1	387,21
196028000	28	2,1	1	415,93
196035000	35	2,1	1	479,48

B 50 51

Klauke UNP2 - UAP2 UAP3L/332 - UAP4L/432

VALIGIA PER GANASCE Ø 15÷35

- CASE FOR JAWS Ø 15÷35
- LEER KOFFER FÜR PRESSBACKEN Ø 15÷35
- COFFRET POUR MACHOIRES Ø 15÷35
- CAJA PARA MORZADAS Ø 15÷35

TOOL M

CODE	De mm	kg		€
196015035K	15 - 35	13,2	1	2376,66
196015035KV*	15 - 35	6,29	1	396,63

(*) Valigia vuota - Empty case - Leer Koffer - Coffret vide - Caja vacía

B 50 51

Klauke UNP2 - UAP2 - UAP3L/332 UAP4L/432 - PKUAP3

CATENA PER PRESSATRICE

- PRESSING COLLAR
- PRESSSCHLINGE
- CHAÎNE
- MORDAZA CADENA

TOOL M

CODE	De mm	kg		€
196042004	42	1,9	1	2387,03
196054004	54	1,75	1	2387,03

B 50 51

Klauke ø 42÷54 mm

ADATTATORE PER CATENE

- ADAPTER FOR COLLARS
- ZWISCHENBACKE FÜR PRESSSCHLINGEN
- ADAPTEUR POUR MACHOIRES
- ADAPTADOR PARA MORDAZAS

CODE	De mm	kg		€
196042054	42 - 54	1,7	1	518,33

B 50 51

Klauke UAP4L/432 (PN10)

CATENA PER PRESSATRICE

- PRESSING COLLAR
- PRESSSCHLINGE
- CHAÎNE
- MORDAZA CADENA

TOOL M

CODE	De mm	kg		€
196076001	76,1	9,9	1	3965,03
196088001	88,9	9,7	1	4095,72
196108001	108	10,4	1	4888,32

B 50 51

Klauke UAP4L/432 ø 76÷108 mm (PN10)

ADATTATORE PER CATENE

- ADAPTER FOR COLLARS
- ZWISCHENBACKE FÜR PRESSSCHLINGEN
- ADAPTEUR POUR MACHOIRES
- ADAPTADOR PARA MORDAZAS

CODE	De mm	kg		€
196076108	76,1 - 108	4,4	1	1825,47

B 50 51

TOOL M

Klauke UAP100 - UAP100L/100120 PK100AHP (ø 76÷108 King size)

CATENA PER PRESSATRICE

- PRESSING COLLAR
- PRESSSCHLINGE
- CHAÎNE
- MORDAZA CADENA

CODE	De mm	kg		€
196076000	76,1	13	1	5109,78
196088000	88,9	13	1	5240,92
196108000	108	15	1	6287,86

B 50 51

TOOL M

Klauke UNP2 - UAP3L/332 UAP4L/432 (ø 42÷54 mm)

VALIGIA PER CATENE Ø 42÷54 + ADATTATORE

- CASE FOR PRESSING COLLARS Ø 42÷54 + ADAPTER
- LEER KOFFER FÜR PRESS SCHLINGEN Ø 42÷54 + ZWISCHENBACKE
- COFFRET POUR CHAÎNES Ø 42÷54 + ADAPTEUR
- CAJA PARA CADENA Ø 42÷54 + ADAPTADOR

CODE	De mm	kg		€
196042054KF	42 - 54	10,9	1	5283,91
196042054K*	42 - 54	3,9	1	381,11

(*) Valigia vuota - Empty case - Leer Koffer - Coffret vide - Caja vacía

B 50 51

RA5 (12 V / 3,0 Ah)
Klauke UAP2 - UAP100

BATTERIA

- BATTERY
- AKKU
- BATTERIE
- ACCUMULADOR

CODE	kg		€
196002000	0,7	1	563,45

B 50 51

NG2 (18 V)
Klauke UAP3L/332 - UAP4L/432 - UAP100L/100120

CAVO ELETTRICO CON ADATTATORE UNIVERSALE

- MAIN SUPPLY CIRCUIT
- SCHALTNETZTEIL
- BLOC D'ALIMENTATION
- ALIMENTADOR A LA RED

CODE	Voltage	Plug	kg		€
196004001	220-240 V / 50-60 Hz	Europe (CEE 7/17)	0,9	1	1135,09

B 50 51

Klauke MAP2L/219 - UAP3L/332
UAP4L/432 - UAP100L/100120

BATTERIA

- BATTERY
- AKKU
- BATTERIE
- ACCUMULADOR

CODE	Version	kg		€
196002001	RAL2 (18 V / 3,0 Ah)	0,7	1	926,09
196002011	RAL40 (18 V / 4,0 Ah)	0,7	1	1084,62

B 50 51

LGL1
Klauke UAP3L/332 - UAP4L/432 - UAP100L/100120

CARICABATTERIA

- FAST CHARGER
- SCHNELLLADEGERÄT
- CHARGEUR
- CARGADOR RÁPIDO

CODE	Voltage	Plug	kg		€
196003001	220-240 V / 50-60 Hz	Europe (CEE 7/16)	1,3	1	653,59

B 50 51

Novopress ECO 203 (ø 12÷54 mm)

PRESSATRICE ELETTROIDRAULICA CON VALIGIA

- ELECTROHYDRAULIC PRESSING MACHINE WITH CASE
- ELEKTROHYDRAULISCHES PRESSGERÄT MIT KOFFER
- SERTISSEUSE ELECTROHYDRAULIQUE AVEC COFFRET
- MÁQUINA ELECTROHIDRÁULICA CON CAJA

CODE	Voltage	Plug	kg		€
196000013	220-240 V / 50-60 Hz	Europe (CEE 7/17)	7,9	1	3781,55
196000015	110-120 V / 50-60 Hz	Great Britain (BS 1363)	7,9	1	3781,55

B 50 51

Novopress ACO 203 BT (ø 12÷54 mm)

PRESSATRICE CON BATTERIA, CARICA BATTERIA E VALIGIA

- PRESSING MACHINE WITH BATTERY, CHARGER AND CASE
- AKKU- PRESSGERÄT MIT SCHNELLLADEGERAT UND KOFFER
- SERTISSEUSE A BATTERIE AVEC CHARGEUR ET COFFRET
- AKKU-MÁQUINA CON CARGADOR RÁPIDO Y CAJA

NOTE: New model (Bluetooth technology)

CODE	Voltage	Plug	Battery	kg		€
196000021	(*) 220-240 V / 50-60 Hz	(*) Europe (CEE 7/16)	Nº 1 (18V / 2,0Ah)	8,0	1	4422,11
196000025	(*) 110-120 V / 50-60 Hz	(*) USA / Canada (NEMA 1-15)	Nº 1 (18V / 2,0Ah)	8,1	1	4422,11

B 50 51

Novopress ACO 203 XL BT (ø 12÷54 mm PN16 / ø 76÷108 mm PN10)

PRESSATRICE CON 2 BATTERIE, CARICA BATTERIA E VALIGIA

- PRESSING MACHINE WITH 2 BATTERIES, CHARGER AND CASE
- AKKU- PRESSGERÄT MIT SCHNELLLADEGERAT UND KOFFER
- SERTISSEUSE A BATTERIE (2) AVEC CHARGEUR ET COFFRET
- AKKU-MÁQUINA CON CARGADOR RÁPIDO Y CAJA

NOTE: New model (Bluetooth technology)

CODE	Voltage	Plug	Battery	kg		€
196000024	(*) 220-240 V / 50-60 Hz	(*) Europe (CEE 7/16)	Nº 2 (18V / 5,0Ah)	10	1	6339,55

B 50 51

Novopress ACO 403 BT (ø 76÷168 mm)

PRESSATRICE CON 2 BATTERIE, CARICA BATTERIA E VALIGIA

- PRESSING MACHINE WITH 2 BATTERIES, CHARGER AND CASE
- AKKU- PRESSGERÄT MIT SCHNELLLADEGERAT UND KOFFER
- SERTISSEUSE A BATTERIE (2) AVEC CHARGEUR ET COFFRET
- AKKU-MÁQUINA CON CARGADOR RÁPIDO Y CAJA

NOTE: New model (Bluetooth technology)

CODE	Voltage	Plug	Battery	kg		€
196000023	(*) 220-240 V / 50-60 Hz	(*) Europe (CEE 7/16)	Nº 2 (18V / 5,0Ah)	20,4	1	12353,91

B 50 51

Novopress EFP 2 - EFP/AFP 201 - EFP/AFP 202 ECO/ACO 202 - ECO/ACO 203 - ACO 203XL

GANASCIA PER PRESSATRICE

TOOL M

- JAW
- PRESSBACKE
- MACHOIRE
- MORDAZA PINZA

CODE	De mm	kg		€
19601200N	12	1,9	1	547,04
19601500N	15	1,9	1	547,04
19601800N	18	1,9	1	547,04
19602200N	22	2	1	547,04
19602800N	28	2	1	547,04
19603500N	35	2	1	547,04

B 50 51

Novopress EFP 2 - EFP/AFP 201 - EFP/AFP 202 ECO/ACO 202 - ECO/ACO 203 - ACO 203XL

VALIGIA PER GANASCE Ø 15÷35

TOOL M

- CASE FOR JAWS Ø 15÷35
- LEER KOFFER FÜR PRESSBACKEN Ø 15÷35
- COFFRET POUR MACHOIRES Ø 15÷35
- CAJA PARA MORZADAS Ø 15÷35

CODE	De mm	kg		€
196015035N	15 - 35	12,6	1	2922,04
196015035NV*	15 - 35	2,8	1	347,58

(*) Valigia vuota - Empty case - Leer Koffer - Coffret vide - Caja vacía

B 50 51

Novopress EFP 2 - EFP/AFP 201 - EFP/AFP 202 ECO/ACO 202 - ECO/ACO 203 - ACO 203X

CATENA SNAP-ON

TOOL M

- PIVOTING RING
- SCHWENKBARE PRESSRINGE
- ANNEAUX DE SERTISSAGE
- ANILLO DE PRENSAR

CODE	De mm	kg		€
19601502N	15	0,501	1	609,12
19601802N	18	0,541	1	609,12
19602202N	22	0,601	1	665,06
19602802N	28	0,410	1	665,06
19603502N	35	0,510	1	665,06

B 50 51

Novopress EFP 2 - EFP/AFP 201 - EFP/AFP 202 ECO/ACO 202 - ECO/ACO 203 - ACO 203XL

ADATTATORE SZB201

- ADAPTER SZB201
- ADAPTER SZB201
- ADAPTATEUR SZB201
- ADAPTADOR SZB201

CODE	De mm	kg		€
196153502N	15 - 35	1,94	1	752,08

B 50 51

TOOL M

Novopress EFP 2 - EFP/AFP 201-202 ECO/ACO 202-203 - ACO 203XL - ECO301

CATENA PER PRESSATRICE

- PRESSING COLLAR
- PRESSSCHLINGE
- CHAÎNE
- MORDAZA CADENA

CODE	De mm	kg		€
19604200N	42	1,6	1	2948,32
19605400N	54	2,6	1	3058,23

B 50 51

Novopress EFP 2 - EFP/AFP 201 - EFP/AFP 202 ECO/ACO 202 - ECO/ACO 203 - ACO 203XL

ADATTATORE PER CATENE ZB203

- ADAPTER FOR COLLARS ZB203
- ZWISCHENBACKE FÜR PRESSSCHLINGEN ZB203
- ADAPTEUR POUR MACHOIRES ZB203
- ADAPTADOR PARA MORDAZAS ZB203

CODE	De mm	kg		€
196042054N	42 - 54	2,3	1	581,92

B 50 51

TOOL M

Novopress EFP 2 - EFP/AFP 201 - EFP/AFP 202 ECO/ACO 202 - ECO/ACO 203 - ACO 203XL

VALIGIA PER CATENE Ø 42÷54 + ADATTATORE ZB203

- CASE FOR PRESSING COLLARS Ø 42÷54 + ADAPTER ZB203
- LEER KOFFER FÜR PRESS SCHLINGEN Ø 42÷54 + ZWISCHENBACKE ZB203
- COFFRET POUR CHAÎNES Ø 42÷54 + ADAPTEUR ZB203
- CAJA PARA CADENA Ø 42÷54 + ADAPTADOR ZB203

CODE	De mm	kg		€
196042054VN	42 - 54	8	1	6608,24
196042054V*	42 - 54	2,8	1	387,21

(*) Valigia vuota - Empty case - Leer Koffer - Coffret vide - Caja vacía

B 50 51

TOOL M

Novopress ACO 203 XL - ECO 301 (ø 76÷108 mm PN10)

CATENA PER PRESSATRICE

- PRESSING COLLAR
- PRESSSCHLINGE
- CHAÎNE
- MORDAZA CADENA

CODE	De mm	kg		€
196076003	76,1	4,4	1	3232,59
196088003	88,9	4,8	1	3232,59
196108003	108	6	1	3724,97

B 50 51

Adattatore ZB 221 per catene ø 76,1-88,9-108/1 ACO 203 XL (PN10)

ADATTATORE PER CATENE

- ADAPTER FOR COLLARS
- ZWISCHENBACKE FÜR PRESSSCHLINGEN
- ADAPTEUR POUR MACHOIRES
- ADAPTADOR PARA MORDAZAS

CODE	De mm	kg		€
196076108N*	76,1 - 88,9 - 108 (1º)	4,7	1	2154,87

(*) Per pressatura preliminare diametro 108 mm; il giunto DN 108 mm deve essere pressato una seconda volta con adattatore codice 196000108N.
Preliminary pressing for diameter 108 mm; DN 108 mm joint must be pressed a second time with adapter item 196000108N.

B 50 51

Adattatore ZB 222 per catena ø 108/2 ACO 203 XL (PN10)

ADATTATORE PER CATENE

- ADAPTER FOR COLLARS
- ZWISCHENBACKE FÜR PRESSSCHLINGEN
- ADAPTEUR POUR MACHOIRES
- ADAPTADOR PARA MORDAZAS

CODE	De mm	kg		€
196000108N	108 (2º)	5,2	1	2154,87

B 50 51

Novopress ACO 203 XL (PN10) Novopress ZB 221 / ZB 222 per catene ø 76-108

SET ADATTATORI ZB221/ZB222

- ADAPTERS SET ZB221/ZB222
- ADAPTER SET ZB221/ZB222
- SET DES ADAPTATEURS ZB221/ZB222
- SET DE ADAPTADORES ZB221/ZB222

CODE	kg		€
196000019	13	1	4473,29
196000000VN*	3,1	1	347,58

(*) Valigia vuota - Empty case - Leer Koffer - Coffret vide - Caja vacía

B 50 51

Novopress ACO 401/403 (ø 76÷108 King size)

CATENA PER PRESSATRICE

- PRESSING COLLAR
- PRESSSCHLINGE
- CHAÎNE
- MORDAZA CADENA

TOOL M

CODE	De mm	kg		€
196076002	76,1	6	1	3758,14
196088002	88,9	8	1	3845,95
196108002	108	9	1	6117,65
196076108NV*	76÷108	1,4	1	440,61

(*) Valigia vuota – Empty case – Leer Koffer – Coffret vide – Caja vacía

B 50 51

Novopress ACO 401/403 (ø 139÷168 Over size)

CATENA PER PRESSATRICE

- PRESSING COLLAR
- PRESSSCHLINGE
- CHAÎNE
- MORDAZA CADENA

TOOL M

CODE	De mm	kg		€
196139002	139,7	14,4	1	11557,96
196168002	168,3	19,7	1	12373,26
196139168NV*	139÷168	3	1	665,93

(*) Valigia vuota – Empty case – Leer Koffer – Coffret vide – Caja vacía

B 50 51

Novopress ACO 202/203 - ACO 401/403

CARICABATTERIA

- FAST CHARGER
- SCHNELLLADEGERÄT
- CHARGEUR
- CARGADOR RÁPIDO

CODE	Voltage	Plug	kg		€
19600300N	220-240 V / 50-60 Hz	Europe (CEE 7/16)	0,97	1	**585,36**

B 50 51

Novopress - Akku

BATTERIA

- BATTERY
- AKKU
- BATTERIE
- ACCUMULADOR

CODE	Version	kg		€
19600204N	18 V / 2,0 Ah Li • ACO 202/203/401/403	0,5	1	**651,20**
19600205N	18 V / 5,0 Ah Li • ACO 202/203/401/403	0,9	1	**1391,60**

B 50 51

116/1

TAGLIATUBI MANUALE

- PIPE CUTTER
- ROHRSCHNEIDER
- COUPE-TUBES
- CORTATUBO

CODE	De mm	kg		€
116000011	6 ÷ 60	0,350	1	**483,55**

B 50 51

116/2

ROTELLA TAGLIATUBI

- CUTTING WHEEL
- SCHNEIDRAD FÜR ROHRSCHNEIDER
- MOLETTE POUR COUPE-TUBES
- CUCHILLA

CODE	Version	De mm	g		€
116000012	For pipe cutter code / Per tagliatubi codice 116000011	6 ÷ 60	38	1	**108,56**

B 50 51

116/0 (ø 12÷54 mm)

SBAVATORE UNIVERSALE TUBI

- PIPE DEBURRER
- ENTGRATER
- EBAVUREUR DE TUBE
- DESBARBADOR

CODE	De mm	g		€
116000000	10 ÷ 54	612	1	**200,80**

B 50 51

116/3 (ø 76÷108 mm)

SBAVATORE UNIVERSALE TUBI

- PIPE DEBURRER
- ENTGRATER
- EBAVUREUR DE TUBE
- DESBARBADOR

CODE	De mm	g		€
116000003	63 ÷ 110	1942	1	**758,06**

B 50 51

116/18

TAGLIATUBI ELETTRICO - CENTO

- ELECTRIC PIPE CUTTER - CENTO
- ELEKTRISCH ROHRSCHNEIDER - CENTO
- ÉLECTRIQUE COUPE-TUBES - CENTO
- CORTATUBO ELÉCTRICO - CENTO

NOTE: Esclusa rotella - wheel excluded - Schneidrad separat molette exclue - cuchilla excluida

CODE	De mm	kg		€
116000018	12 ÷ 108	19,070	1	**4213,22**

B 50 51

116/28

TAGLIATUBI ELETTRICO - DUECENTO

- ELECTRIC PIPE CUTTER - DUECENTO
- ELEKTRISCH ROHRSCHNEIDER - DUECENTO
- ÉLECTRIQUE COUPE-TUBES - DUECENTO
- CORTATUBO ELÉCTRICO - DUECENTO

NOTE: Esclusa rotella - wheel excluded - Schneidrad separat molette exclue - cuchilla excluida

CODE	De mm	kg		€
116000028	tubo/pipe Ø 100 ÷ 225 mm Ø 40 ÷ 225 con accessorio code 116000078 Ø 40 ÷ 225 with accessory code 116000078	43,800	1	**8551,83**

B 50 51

116/78

INSERTO RULLI PER TUBI Ø 40-100 MM - DUECENTO

- ROLLER INSERT Ø 40-100 MM - DUECENTO
- LAUFROLLENEINSATZ Ø 40-100 MM - DUECENTO
- ROULEAU ROTATION INTERMÉDIAIRE Ø 40-100 MM - DUECENTO
- INSERTO DE RODILLOS Ø 40-100 MM - DUECENTO

CODE	De mm	kg		€
116000078	Ø 40 ÷ 100	2,070	1	**822,22**

B 50 51

116/38

ROTELLA PER TAGLIATUBO CENTO-DUECENTO

- CUTTING WHEEL PIPE CUTTER CENTO-DUECENTO
- SCHNEIDRAD ROHRSCHNEIDER CENTO-DUECENTO
- MOLETTE POUR COUPE-TUBES CENTO-DUECENTO
- CUCHILLA PARA CORTATUBO CENTO-DUECENTO

CODE	g		€
116000038	300	1	**370,59**

B 50 51

116/48

PIEDISTALLO TAGLIATUBI CENTO

- PEDESTAL FOR CENTO PIPE CUTTER
- SOCKEL FÜR CENTO ROHRSCHNEIDER
- PIÉDESTAL POUR COUPE-TUBES CENTO
- PEDESTAL PARA CORTATUBO CENTO

CODE	kg		€
116000048	9,550	1	**678,45**

B 50 51

116/58

CAVALLETTO PER TUBI Ø 8÷108 MM

- EASEL FOR PIPES Ø 8÷108 MM
- GESTELL FÜR ROHRS Ø 8÷108 MM
- CHEVALET POUR PIPE Ø 8÷108 MM
- CABALLETE DE TUBO Ø 8÷108 MM

CODE	kg		€
116000058	7,000	1	1020,50

B 50 51

116/6 (ø 15÷54 mm)

SPELATUBI

- DISMANTLING TOOL
- ABMANTELGERÄT
- DÉNUDEUR
- PELADOR

CODE	De mm	g		€
116000006	15 - 22	236	1	192,45
116000016	18 - 28	320	1	192,45
116000026	35 - 42	703	1	215,27
116000036	54	477	1	301,52

B 50 51

116/7 (ø 76÷108 mm)

SPELATUBI

- DISMANTLING TOOL
- ABMANTELGERÄT
- DÉNUDEUR
- PELADOR

CODE	De mm	kg		€
116076007	76,1	1,040	1	305,17
116088007	88,9	1,218	1	328,75
116108007	108	1,668	1	428,97

B 50 51

274/0 (ø 15÷54 mm)

TOOL M

MARCATORE

- MARKER
- MARKIERLEHRE
- MARQUEUR
- MARCATUBO

CODE	De mm	g		€
274000000	15 ÷ 54	26	50	1,99

B 50 51

274/1 (ø 76÷108 mm)

TOOL M

MARCATORE

- MARKER
- MARKIERLEHRE
- MARQUEUR
- MARCATUBO

CODE	De mm	g			€
274000001	76,1 ÷ 108	190	1	20	27,25

B 50 51

274/LABEL Etichette

ETICHETTA FLUIDO PER TUBAZIONI

- PIPE FLUID LABEL
- AUFKLEBER UND SCHILDER FUER ROHRKENNZEICHNUNG
- ÉTIQUETTE DE FLUIDE DE CANALISATION
- ETIQUETA DE FLUIDO CONDUCIDO EN TUBERÍA

CODE	Description	Dimensions mm x mm	g		€
274000010	Acqua - Water	120 x 30	2	20	4,87
274000020	Gas - Gas	120 x 30	2	20	4,87
274000030	Aria compressa - Compressed air	120 x 30	2	20	4,87
274000040	Antincendio - Firefighting	120 x 30	2	20	4,87

B 50 52

O-Ring EPDM - M Profile

NERO

- BLACK
- SCHWARZ
- NOIR
- NEGRO

NOTE: Impieghi / Application field / Einsatzgebiete / Champs d'application / Aplicaciones:
Idrosanitaria / riscaldamento / raffrescamento
Sanitary / Heating / Cooling
Sanitär / Heizung / Kühlung
Sanitaire / Chauffage /Circuits réfrigérants
Agua sanitaria / Calefacción / Circuito de refrigeración

Material: EPDM
Profilo M - M profile - M Kontur - profil M - perfil M

CODE	De mm	g		€
11501525N	15	1	20	0,33
11501825N	18	1	20	0,38
11502230N	22	1	20	0,49
11502830N	28	2	20	0,55
11503530N	35	2	20	0,69
11504240N	42	5	20	0,89
11505440N	54	6	20	0,95
11507770NM	76,1	14	10	3,64
11509070NM	88,9	17	10	3,98
11510909NM	108	33	10	4,57
115139100N	139,7	43	1	8,57
115168100N	168,3	95	1	9,04

B 50 52

O-Ring HNBR - M profile

GIALLO

- YELLOW
- GELB
- JAUNE
- AMARILLO

NOTE: Impieghi / Application field / Einsatzgebiete / Champs d'application / Aplicaciones:
Gas / Gas / Gas / Gaz / Gas

Material: HNBR
Profilo M - M profile - M Kontur - profil M - perfil M

CODE	De mm	g		€
11501525GH	15	1	20	0,45
11501825GH	18	1	20	0,53
11502230GH	22	1	20	0,70
11502830GH	28	2	20	0,72
11503530GH	35	2	20	1,02
11504242GHM	42	5	20	1,75
11505440GH	54	6	20	1,87
11507670GM	76,1	14	10	8,09
11508870GM	88,9	17	10	10,84
11510809GM	108	33	10	15,17

B 50 52

O-Ring FKM - M Profile

VERDE

- GREEN
- GRÜN
- VERT
- VERDE

NOTE: Impieghi / Application field / Einsatzgebiete / Champs d'application / Aplicaciones:
Solare / Solar / Solar / Solaire / Solares
Olio / Pil / Öl / Huile / Aceite

Material: FKM
Profilo M - M profile - M Kontur - profil M - perfil M

CODE	De mm	g		€
11501525V	15	1	20	0,71
11501825V	18	1	20	0,71
11502230V	22	1	20	1,04
11502830V	28	2	20	1,15
11503530V	35	2	20	1,61
11504240V	42	5	20	2,33
11505440V	54	6	20	2,80
11507770VM	76,1	14	10	10,65
11509070VM	88,9	17	10	14,00
11510909VM	108	33	10	22,07
115139100V	139,7	43	1	26,43
115168100V	168,3	95	1	28,25

B 50 52

O-Ring MVQ - M Profile

ROSSO

- RED
- ROT
- ROUGE
- ROJO

NOTE: Impieghi / Application field / Einsatzgebiete / Champs d'application / Aplicaciones:
Applicazioni industriali - chiedere ad RM
Industrial applications - ask RM
Industrieanwendungen - fragen RM
Applications industrielles - demander RM
Aplicaciones industriales - preguntar RM

Material: MVQ
Profilo M - M profile - M Kontur - profil M - perfil M

CODE	De mm	g		€
11501525R	15	1	20	0,41
11501825R	18	1	20	0,49
11502230R	22	1	20	0,64
11502830R	28	2	20	0,66
11503530R	35	2	20	0,72
11504240R	42	5	20	0,96
11505440R	54	6	20	1,37
11507770R	76,1	14	10	7,65
11509070R	88,9	17	10	10,07
11510990R	108	33	10	11,66

B 50 52

115/EPDM

GUARNIZIONE EPDM

- EPDM GASKET
- DICTUNG AUS EPDM
- JOINT EPDM
- JUNTA EN EPDM

NOTE: Impieghi / Application field / Einsatzgebiete / Champs d'application / Aplicaciones:
Idrosanitaria / riscaldamento / raffrescamento
Sanitary / Heating / Cooling
Sanitär / Heizung / Kühlung
Sanitaire / Chauffage /Circuits réfrigérants
Agua sanitaria / Calefacción / Circuito refrigeracion

CODE	De mm	D1 mm	D2 mm	S mm	g		€
115683102E	15 - 18	18	10	2,5	1	20	2,34
115683304E	15 - 18 - 22	24	14	2,5	1	20	2,34
115683100E	18 - 22 - 28	30	20	2,5	1	20	2,34
115683114E	28 - 35	39	27	2,5	2	20	2,55
115683112E	35 - 42	44,5	30	2,5	3	20	2,75
115183112E	35 - 42	44,5	34	2,5	3	20	2,75
115183051E	28	47,5	37	2,5	3	20	2,75
115183134E	42	50,5	40	2,5	3	20	3,53
115683134E	42	50,5	38	2,5	4	20	3,53
115183200E	42	56	42	2,5	4	20	3,53
115183540E	54	65,5	53,5	3	4	20	4,50
115183154E	54	65,5	45	3	4	20	4,50
115183242E	42	66	56	2,5	4	20	4,50
115183054E	54	71,5	53	3	5	20	4,50
115183254E	54	79,5	69	2,5	5	20	4,50

B 50 52

115/HNBR

GUARNIZIONE HNBR

- HNBR GASKET
- DICTUNG AUS HNBR
- JOINT HNBR
- JUNTA EN HNBR

NOTE: Impieghi / Application field / Einsatzgebiete / Champs d'application / Aplicaciones:
Gas / Gas / Gas / Gaz / Gas

CODE	De mm	D1 mm	D2 mm	S mm	g		€
115683102H	15 - 18	18	10	2,5	1	20	3,09
115683304H	15 - 18	24	14	2,5	1	20	3,16
115683100H	22 - 28	30	20	2,5	1	20	3,70
115683114H	28 - 35	39	27	2,5	2	20	5,72
115183112H	35 - 42	44,5	34	2,5	3	20	6,53
115183200H	42 - 54	56	42	2,5	4	20	11,51
115183212H	54	71,5	53	3	5	50	16,77

B 50 52

115/FKM

GUARNIZIONE FKM

- FKM GASKET
- DICTUNG AUS FKM
- JOINT FKM
- JUNTA EN FKM

NOTE: Impieghi / Application field / Einsatzgebiete / Champs d'application / Aplicaciones:
Solare / Solar / Solar / Solaire / Solares.

CODE	De mm	D1 mm	D2 mm	S mm	g		€
115683102F	15 - 18	18	10	3	1	20	**2,95**
115683304F	15 - 18 - 22	24	14	3	1	20	**2,95**
115683100F	18 - 22 - 28	30	20	3	1	20	**3,46**
115683114F	28 - 35	39	27	3	2	20	**5,35**
115183112F	35 - 42	44,5	34	3	3	20	**6,10**
115183051F	28	47,5	37	3	3	20	**6,64**
115183134F	42	50,5	40	3	4	20	**6,64**
115183200F	42 - 54	56	42	3	4	20	**10,75**
115183154F	54	65,5	45	3	4	20	**10,75**
115183540F	54	65,5	53,5	3	4	20	**10,75**
115183242F	42	66	56	3	4	20	**16,73**
115183054F	54	71,5	53	3	5	20	**16,73**
115183254F	54	79,5	69	3	5	20	**19,91**

B 50 52

850NS

BENDA DI PROTEZIONE BUTILICA RACCORDI STEELPRES

- BANDAGE PROTECTION FOR STEELPRES FITTINGS
- SCHUTZBAND FÜR STEELPRES FITTINGE
- BANDE DE PROTECTION POUR RACCORDS STEELPRES
- FUNDA DE PROTECCION PIEZAS STEELPRES

CODE	Lg x L cm x m	g			€
850NS000000	5 cm x 9,15 m	734	1	24	**36,90**

Raccomandato per impianti di raffrescamento
Recommended for cooling installation
Empfehlt fuer Kuehlungsanlagen
Recommandé pour installations de refroidissement
Recomendado para instalaciones de refrigeracion

FOCUS ON

Umidità e condensa: quando si forma, perché?

La condensa è un fenomeno naturale che si manifesta quando l'aria carica di vapore acqueo entra in contatto con superfici fredde.
La differenza di temperatura tra aria calda e superfice fredda provoca la trasformazione del vapore in gocce d'acqua.

Effetto della condensa sui tubi in acciaio al carbonio zincati.

Negli impianti di raffrescamento realizzati con tubi zincati non adeguatamente protetti, l'eventuale formazione di condensa sulla superficie esterna del tubo in presenza di ossigeno, provoca la formazione di ossido di zinco. Una volta consumato tutto lo zinco superficiale, sulla sottostante superfice in acciaio al carbonio si innesca una corrosione generalizzata con formazione di ossido di ferro.

Come risolvere il problema?

Per preservare il tubo in acciaio al carbonio è necessario rivestire la sua superficie con un materiale protettivo che non si ossidi e che svolga azione di barriera fisica tra tubazione ed atmosfera.

Quale soluzione offre RM?

Per facilitare la fase di installazione e protezione delle tubazioni e dei raccordi Steelpres, mettiamo a disposizione tubo in acciaio al carbonio zincato rivestito con PP e bende butiliche da nastrare sopra i raccordi.

Protezione di tubi e raccordi dalla corrosione esterna.

Il nastro adesivo isobutilico presenta grande allungabilità in entrambi i sensi ed un forte potere adesivo ed auto amalgamante. Lo stesso non necessita di primer aggrappante, impermeabilizza perfettamente le superfici, isolando da agenti atmosferici e chimici blandi. La grande allungabilità conferisce ai nastri un'adattabilità pressochè universale su tutte le superfici, anche le più irregolari quali curve,

Tee, giunti a bicchiere etc. Per applicarlo e sufficiente che la superficie sia pulita e non umida. Il nastro va spellicolato esercitando la tensione necessaria a seconda delle situazioni. Esso si allunga infatti fino al 700% della sua lunghezza iniziale mentre lo spessore finale e in funzione della trazione esercitata. È consigliabile una sovrapposizione di almeno un 10% della larghezza del nastro.
La protezione attraverso il rivestimento con fasce e/o verniciatura, deve comunque avvenire sempre dopo la prova impianto.

Humidity and condensate: when and why it creates.

Condensate is a natural event appearing when the air rich in water vapour comes into contact with cold surfaces.
The difference in temperature between hot air and cold surfaces brings about the transformation of vapour in water drops.

Effects of condensate on zincplated carbon steel pipes.

In cooling systems obtained from not suitably protected zinc-plated pipes, possible condensate creation on pipes' outer surface in presence of oxygen causes the formation of zinc oxide. After superficial zinc consumption, on carbon steel surface under zinc coating a general corrosion starts with the formation of iron oxide.

How to solve the problem.

In order to protect carbon steel pipes, it is necessary to coat its surface by a protective material that does not oxidise and acts as physical barrier between pipe and atmosphere.

RM's solution.

To ease the phases of installation and protection zinc-plated carbon steel pipe coated with PP and butyl tapes to be applied onto fittings.

Protection of pipelines and connections from external corrosion.

The butanol-adhesive tape has high tensile and high adhesive strength and is selffluxing. It requires no adherent primer, lets surfaces perfectly repel water and insulates against atmospheric influences and free chemicals.
The high tensibility provides the tapes with comprehensive applicability for all types of surfaces, even for irregular surfaces such as bends, T-piece, sleeves, etc.
For the application, it is sufficient that the surface is clean but not wet.
The tape must be under pressure and cleaned depending on the situation. It extends over 700% compared to its original length, while the width at the end depends on the extension.
It is recommended to overlap the tape with at least 10% of the tape width. A coating protection with the help of tapes and/or varnish must always occur after a trial run of the system.

Sistemi di raccordi a pressare profilo UNIKO

PRESS FITTING SYSTEMS UNIKO PROFILE

PRESSFITTINGSYSTEME UNIKO-PROFIL

SYSTÈME À SERTIR PROFIL UNIKO

SISTEMA DE ACCESORIOS PARA PRENSAR PERFIL UNIKO

Il sistema pressfitting - profilo UNIKO

The UNIKO Profile pressfitting system

Il Pressfitting è un sistema di giunzione tra tubi con raccordi che vengono uniti per mezzo di macchine pressatrici elettromeccaniche. La pressatura deforma permanentemente il raccordo sul tubo realizzando la tenuta meccanica, mentre la guarnizione O-Ring garantisce la tenuta idraulica. Il processo di pressatura garantisce collegamenti di qualità costante, riproducibile e utilizzando un minimo sforzo fisico da parte dell'operatore.

La **gamma con profilo UNIKO** ha il grande vantaggio di poter essere pressata **sia con attrezzature a profilo M che V.**
Si tratta di una grande **innovazione brevettata e certificata** dai principali enti certificatori, disponibile sia per acqua che per gas. Gli utilizzatori profilo V e profilo M potranno scegliere la nostra nuova proposta con profilo UNIKO senza dover investire in nuove attrezzature e in nuove competenze.

Il vasto assortimento dei componenti, in acciaio inossidabile e in rame, è disponibile dal Ø 12 fino al Ø 54 mm compreso.

Pressfitting is a joint system between pipes with fittings that are joined by means of electromechanical pressing machines. The pressing permanently deforms the fitting on the pipe creating the mechanical seal, while the O-Ring seal guarantees the hydraulic seal. The pressing process guarantees connections of constant quality, reproducible and using minimal physical effort on the part of the operator.

The **range with UNIKO profile** has the great advantage of being able to **be pressed with both M and V profile equipment**.
This is a great patented innovation certified by the main certifying bodies, available for both water and gas. Profile V and profile M users will be able to choose our new proposal with UNIKO profile without having to invest in new equipment and new skills.

The wide range of components, in stainless steel and copper, is available from Ø 12 up to and including Ø 54 mm.





Le fasi di installazione - profilo UNIKO

Installation process - UNIKO profile

Attrezzatura per la preparazione del tubo / Tools for the pipe set-up

Macchine e attrezzature per la pressata / Pressing machines and tools

Taglio del tubo / Cutting the pipe to length

Sbavatura del tubo / Deburring the pipe

Controllo O-ring / Checking the sealing ring

Marcatura della profondità d'innesto / Marking the insertion depth

Preparazione della macchina pressatrice / Press machine preparation

Assemblaggio attraverso pressatura / Making the press connection

Controllo della pressatura / Checking the press connection

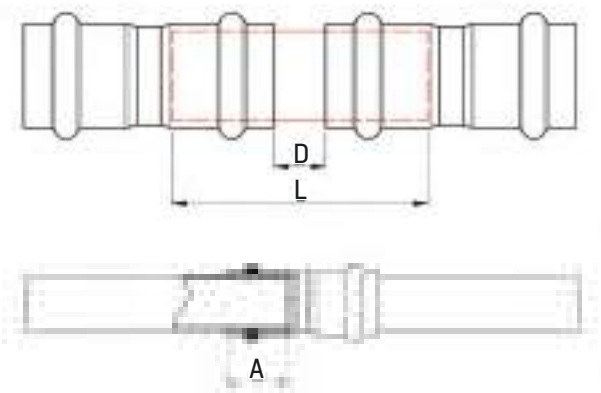

A = Quota d'innesto
D = Distanza minima
L = Lunghezza minima di tubo

A = insertion depth
D = minimum distance
L = minimum pipe length tubo

Profondità d'innesto e distanze minime

Insertion depth and minimum distances

Diametro esterno tubi in mm *Pipe outside diameter in mm*	A mm	D mm	L mm
12	18	20	56
14	22	20	64
15	22	20	64
16	22	20	64
18	22	20	64
22	24	20	68
28	24	20	68
35	27	20	74
42	36	40	112
54	41	40	122

VIDEO TUTORIAL

Scopri sul nostro canale YouTube, come installare il sistema Pressfitting !

Find out more on our YouTube channel, how to install Pressfitting system !

Certificazioni / Certifications

	DVGW	PRODUKTE DER WASSERVERSORGUNG	DW8511CS0383	Ø 15 – 54 mm
	DVGW	EDELSTAHLROHR "INOXPRES" - 1.4404	DV-7301 BM3426 (GW 541)	Ø 15 – 54 mm
	DVGW	EDELSTAHLROHR "INOXPRES" - 1.4521	DW-7301 BT0667 (GW 541)	Ø 15 – 54 mm
	SVGW	TRINKWASSERVERTEILSYSTEME	1911-6889	Ø 15 – 54 mm
	ICIM	RACCORDI A PRESSARE IN RAME E BRONZO / COPPER AND BRASS FITTINGS PRODOTTI E COMPONENTI UTILIZZATI A CONTATTO CON ACQUA POTABILE PRODUCT AND ELEMENTS IN CONTACT WITH DRINKING WATER	ICIM-CAP-009671-04	Ø 15 – 54 mm
		INOXPRES UNIKO PRESSFITTING SYSTEM – HYGIENIC CERTIFICATION	RU.01.PA.02.013.E.000258.03.20	Ø 15 – 54 mm

Campi di applicazione / Fields of application

inoxPRES UNIKO®

- Acqua potabile / Potable water
- Riscaldamento / Heating
- Raffrescamento / Cooling
- Olio / gasolio / Oil / diesel fuel / FKM O-Ring
- Acque di processo / Process water
- Aria compressa / Compressed air
- Antincendio / Fire protection systems

inoxPRES UNIKO® **O-ring EPDM**

Nero | Black | Schwarz | Noir | Negro

B 30 31

I prezzi dei tubi sono validi fino a nuova comunicazione.
Pipe prices are valid until new update.
Die Rohrpreise gelten bis auf weiteres .
Les prix des tubes sont valables jusqu'à nouvelle communication.
Los precios de las tuberías son válidos hasta nueva comunicación.

116/200 6 m

TUBO IN ACCIAIO INOSSIDABILE

- STAINLESS STEEL PIPE
- EDELSTAHL ROHR
- TUBE EN ACIER INOXYDABLE
- TUBO DE ACERO INOXIDABLE

NORM: EN 10217-7 (DIN 17455) - EN 10312

Mat. Nr.: 1.4404 (AISI 316L) L=6 m
Crudo - Not annealed - Ungeglüht - Non-hypertrempé - Crudo

CODE	Dimensions mm x mm	Ø int mm	L m	kg/m	Volume l/m	Minimum package m	Bundle m	€/m
116015200	15 x 1,0	13	6	0,351	0,133	60	1014	20,01
116018200	18 x 1,0	16	6	0,426	0,201	60	1014	22,75
116022200	22 x 1,2	19,6	6	0,625	0,302	60	762	31,71
116028200	28 x 1,2	25,6	6	0,805	0,514	30	546	40,02
116035200	35 x 1,5	32	6	1,258	0,804	30	546	60,46
116042200	42 x 1,5	39	6	1,521	1,194	30	366	72,23
116054200	54 x 1,5	51	6	1,972	2,042	30	366	92,78

B 30 31

I prezzi dei tubi sono validi fino a nuova comunicazione.
Pipe prices are valid until new update.
Die Rohrpreise gelten bis auf weiteres .
Les prix des tubes sont valables jusqu'à nouvelle communication.
Los precios de las tuberías son válidos hasta nueva comunicación.

116/300

TUBO IN ACCIAIO INOSSIDABILE

- STAINLESS STEEL PIPE
- EDELSTAHL ROHR
- TUBE EN ACIER INOXYDABLE
- TUBO DE ACERO INOXIDABLE

NORM: EN 10217-7 (DIN 17455) - EN 10312

Mat. Nr.: 1.4404 (AISI 316L) L=6 m
Ricotto - Annealed - Geglüht - Hypertrempé - Recocido

CODE	Dimensions mm x mm	Ø int mm	L m	kg/m	Volume l/m	Minimum package m	Bundle m	€/m
116015300	15 x 1,0	13	6	0,351	0,133	60	1014	30,53
116018300	18 x 1,0	16	6	0,426	0,201	60	1014	32,80
116022300	22 x 1,2	19,6	6	0,625	0,302	60	762	44,01
116028300	28 x 1,2	25,6	6	0,805	0,514	30	546	53,99
116035300	35 x 1,5	32	6	1,258	0,804	30	546	79,56
116042300	42 x 1,5	39	6	1,521	1,194	30	366	95,40
116054300	54 x 1,5	51	6	1,972	2,042	30	366	120,97

B 30 33

I prezzi dei tubi sono validi fino a nuova comunicazione.
Pipe prices are valid until new update.
Die Rohrpreise gelten bis auf weiteres .
Les prix des tubes sont valables jusqu'à nouvelle communication.
Los precios de las tuberías son válidos hasta nueva comunicación.

116/030 6 m

TUBO IN ACCIAIO INOSSIDABILE

- STAINLESS STEEL PIPE
- EDELSTAHL ROHR
- TUBE EN ACIER INOXYDABLE
- TUBO DE ACERO INOXIDABLE

NORM: EN 10217-7 (DIN 17455) - EN 10312

Mat. Nr.: 1.4521 (AISI 444) L=6 m
Ricotto - Annealed - Geglüht - Hypertrempé - Recocido

CODE	Dimensions mm x mm	Ø int mm	L m	kg/m	Volume l/m	Minimum package m	Bundle m	€/m
116015030	15 x 1,0	13	6	0,351	0,133	60	1014	**12,94**
116018030	18 x 1,0	16	6	0,426	0,201	60	1014	**14,88**
116022030	22 x 1,2	19,6	6	0,625	0,302	60	762	**21,45**
116028030	28 x 1,2	25,6	6	0,805	0,514	30	546	**27,59**
116035030	35 x 1,5	32	6	1,258	0,804	30	546	**41,64**
116042030	42 x 1,5	39	6	1,521	1,194	30	366	**50,58**
116054030	54 x 1,5	51	6	1,972	2,042	30	366	**64,88**

NOTA / NOTE

Per le specifiche certificazioni delle tubazioni in ogni singolo paese, vedere sito web raccorderiemetalliche.com

For pipes certification's details of each country, please check our website raccorderiemetalliche.com

Die für jedes einzelne Land spezifischen Zertifizierungen der Rohre finden Sie auf die Website raccorderiemetalliche.com

Pour toute certification de tubes dans chaque pays, voir le site internet raccorderiermetalliche.com

Para conocer las certificaciones específicas de las tuberías en cada país, consulte el sitio web raccorderiemetalliche.com

A 50 50

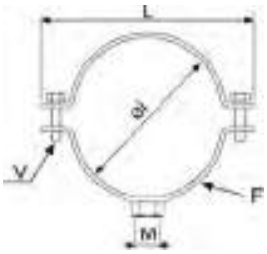

156

COLLARE PER TUBO INOXPRES

- CLAMP FOR INOXPRES PIPE
- ROHRSCHELLE FÜR INOXPRES ROHR
- COLLIER POUR TUBE INOXPRES
- ABRAZADERA PARA TUBO INOXPRES

MATERIAL: AISI 304 - 1.4301
NOTE: dado saldato con puntatura elettrica
spot welded nut

CODE	DN mm	M	F Lg x Sp mm	V mm	L mm	g			€
156015304	15	M 8	20 x 2,5	M 6 x 20	48	52	1	50*	6,29
156308304	18	M 8	20 x 2,5	M 6 x 20	53,5	58	1	50*	6,29
156102304	22	M 8	20 x 2,5	M 6 x 20	58	62	1	50*	6,06
156304304	28	M 8	20 x 2,5	M 6 x 20	63,5	68	1	50*	6,27
156100304	35	M 8	20 x 2,5	M 6 x 20	70	76	1	50*	7,01
156114304	42	M 8	20 x 2,5	M 6 x 20	79	88	1	50*	7,77
156054304	54	M 8	20 x 2,5	M 6 x 25	94	102	1	50*	9,14

(*) unità minima di vendita / minimum selling quantity

A 50 50

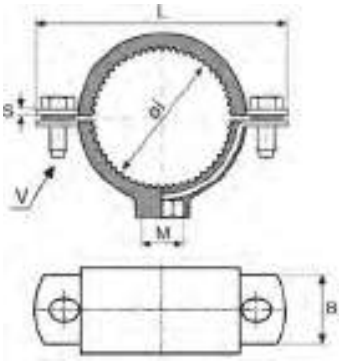

Conforme a
Conform to
Entsprechend
Correspondant
Conforme a la
DIN 4109

156/G

COLLARE GOMMA PER TUBO INOXPRES

- CLAMP WITH RUBBER FOR INOXPRES PIPE
- ROHRSCHELLE MIT GUMMIEINLAGE FÜR INOXPRES ROHR
- COLLIER DE FIXATION GARNITURE ISOPHONIQUE POUR TUBE INOXPRES
- ABRAZADERA ISOFÓNICA PARA TUBO INOXPRES

MATERIAL: AISI 304 - 1.4301
VULCANIZED RUBBER: EPDM (-20° C/+120° C) durezza/hardness 55 Shore
NOTE: dado saldato con puntatura elettrica
spot welded nut

CODE	DN mm	M	V mm	B mm	S mm	L mm	g			€
156150304G	15	M 8	M 6 x 20	20	2,5	58	72	1	50*	12,79
156308304G	18	M 8	M 6 x 20	20	2,5	58	76	1	50*	12,79
156102304G	22	M 8	M 6 x 20	20	2,5	63,5	86	1	50*	13,04
156304304G	28	M 8	M 6 x 20	20	2,5	70	94	1	50*	13,56
156100304G	35	M 8	M 6 x 20	20	2,5	79	112	1	50*	14,36
156114304G	42	M 8	M 6 x 20	20	2,5	85	120	1	50*	16,74
156112304G	54	M 8	M 6 x 25	20	2,5	97	142	1	50*	18,25

(*) unità minima di vendita / minimum selling quantity

B 10 22

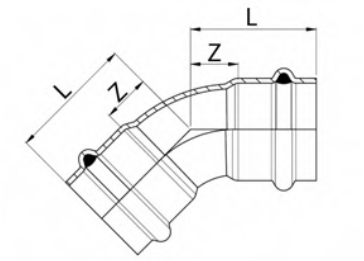

181/450 U

CURVA 45° FF

- 45° ELBOW FF
- BOGEN 45° II
- COUDE FF 45°
- CURVA 45° HH

MATERIAL: AISI 316L – 1.4404
O-RING: EPDM nero - black - Schwarz - noir - negro

CODE	De mm	Radius	L mm	Z mm	g			€
181015450CU	15	1,2 De	29,5	7,5	42	20	300	**17,45**
181018450CU	18	1,2 De	31,5	9,5	50	20	300	**19,31**
181022450CU	22	1,2 De	34	10	67	20	100	**22,41**
181028450CU	28	1,2 De	39	15	96	10	100	**26,98**
181035450U	35	1,2 De	47,5	19,5	140	10	60	**30,72**
181042450U	42	1,2 De	59	23	212	4	32	**49,76**
181054450U	54	1,2 De	69	28	308	2	20	**63,87**

B 10 22

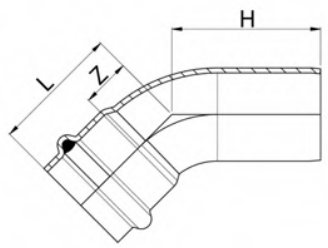

181/451 U

CURVA 45° MF

- 45° ELBOW MF
- BOGEN 45° IA
- COUDE MF 45°
- CURVA 45° HM

MATERIAL: AISI 316L – 1.4404
O-RING: EPDM nero - black - Schwarz - noir - negro

CODE	De mm	Radius	L mm	H mm	Z mm	g			€
181015451CU	15	1,2 De	29,5	36,5	7,5	39	20	300	**17,45**
181018451CU	18	1,2 De	31,5	38	9,5	48	20	300	**18,68**
181022451CU	22	1,2 De	34	42	10	65	20	100	**21,14**
181028451CU	28	1,2 De	39	45	15	92	10	100	**25,15**
181035451U	35	1,2 De	47,5	57,5	19,5	141	10	60	**28,62**
181042451U	42	1,2 De	59	72	23	213	4	40	**47,86**
181054451U	54	1,2 De	69	78	28	305	2	20	**61,43**

B 10 22

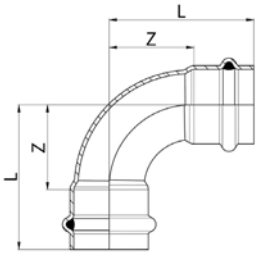

181/900 U

CURVA 90° FF

- 90° ELBOW FF
- BOGEN 90° II
- COUDE FF 90°
- CURVA 90° HH

MATERIAL: AISI 316L – 1.4404
O-RING: EPDM nero - black - Schwarz - noir - negro

CODE	De mm	Radius	L mm	Z mm	g			€
181015900CU	15	1,2 De	40	18	49	20	300	13,31
181018900CU	18	1,2 De	42	20	60	20	200	15,23
181022900CU	22	1,2 De	49	25	83	10	100	18,44
181028900CU	28	1,2 De	58	34	122	10	100	24,45
181035900U	35	1,2 De	72	44	181	5	50	38,22
181042900U	42	1,2 De	88	52	273	2	30	65,60
181054900U	54	1,2 De	107	66	409	2	16	91,53

B 10 22

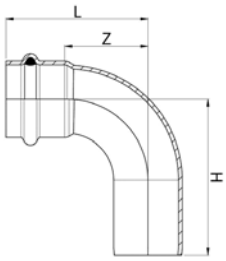

181/901 U

CURVA 90° MF

- 90° ELBOW MF
- BOGEN 90° IA
- COUDE MF 90°
- CURVA 90° HM

MATERIAL: AISI 316L – 1.4404
O-RING: EPDM nero - black - Schwarz - noir - negro

CODE	De mm	Radius	L mm	H mm	Z mm	g			€
181015901CU	15	1,2 De	40	41	18	43	20	300	13,97
181018901CU	18	1,2 De	42	44	20	54	20	200	15,84
181022901CU	22	1,2 De	49	51	25	76	10	100	19,02
181028901CU	28	1,2 De	58	58	34	111	10	100	23,82
181035901U	35	1,2 De	72	82	44	182	5	50	35,02
181042901U	42	1,2 De	88	100	52	272	2	30	63,54
181054901U	54	1,2 De	107	120	66	414	2	16	92,06

B 10 22

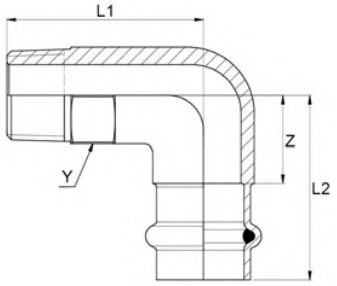

197 U

GOMITO MISTO 90° FILETTO M

- ELBOW ADAPTER 90° WITH MALE THREAD
- ÜBERGANGSWINKEL 90° AG
- EQUERRE 90° AVEC FILETAGE M
- CODO MACHO

MATERIAL: AISI 316L – 1.4404
O-RING: EPDM nero - black - Schwarz - noir - negro
THREAD: EN 10226-1 (ex ISO 7/1)

CODE	De x R mm x inch	L1 mm	L2 mm	Z mm	Y mm	g			€
197102015U	15 x 1/2"	44,5	42	20	22	116	10	150	**27,15**
197102018U	18 x 1/2"	44,5	42	20	22	124	10	150	**31,08**
197102022U	22 x 1/2"	44,5	44	20	22	137	10	150	**35,55**
197304022U	22 x 3/4"	49	45	21	27	159	10	100	**39,85**
197304028U	28 x 3/4"	49	45	21	27	182	5	50	**53,11**
197100028U	28 x 1"	52,5	49	25	35	279	5	50	**53,63**

B 10 22

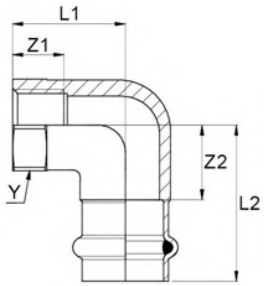

198 U

GOMITO MISTO 90° FILETTO F

- ELBOW ADAPTER 90° WITH FEMALE THREAD
- ÜBERGANGSWINKEL 90° IG
- EQUERRE 90° AVEC FILETAGE F
- CODO HEMBRA

MATERIAL: AISI 316L – 1.4404
O-RING: EPDM nero - black - Schwarz - noir - negro
THREAD: EN 10226-1 (ex ISO 7/1)

CODE	De x Rp mm x inch	L1 mm	L2 mm	Z1 mm	Z2 mm	Y mm	g			€
198102015U	15 x 1/2"	33	44	15	22	27	129	10	150	**28,66**
198102018U	18 x 1/2"	33	44	15	22	27	137	10	150	**32,93**
198102022U	22 x 1/2"	33	46	15	22	27	148	10	100	**36,73**
198304022U	22 x 3/4"	38	46	19	22	30	155	10	100	**40,19**
198100028U	28 x 1"	48	51	21	27	40	349	5	50	**52,44**

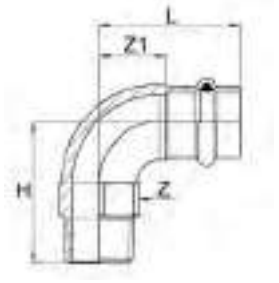

B 10 22

186/M U

CURVA FILETTATA 90° FILETTO M

- 90° ELBOW MALE BSP
- BOGEN 90° MIT AG
- COUDE 90° AVEC FILETAGE M
- CODO A 90° MH

MATERIAL: AISI 316L – 1.4404
O-RING: EPDM nero - black - Schwarz - noir - negro
THREAD: EN 10226-1 (ex ISO 7/1)

CODE	De x R mm x inch	L mm	H mm	Z mm	Z1 mm	g			€
186102015CU	15 x 1/2"	39	39	22	17	87	20	300	**40,77**
186102018CU	18 x 1/2"	42	42	24	20	105	20	200	**42,73**
186304022CU	22 x 3/4"	47	49	28	24	153	10	100	**49,94**
186100028CU	28 x 1"	54	63	36	30	275	10	50	**59,21**

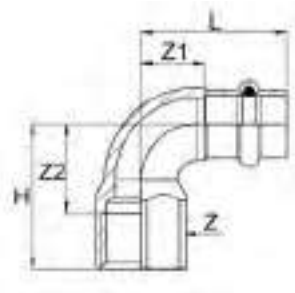

B 10 22

186/F U

CURVA FILETTATA 90° FILETTO F

- 90° ELBOW FEMALE BSP
- BOGEN 90° MIT IG
- COUDE 90° AVEC FILETAGE F
- CODO A 90° HH

MATERIAL: AISI 316L – 1.4404
O-RING: EPDM nero - black - Schwarz - noir - negro
THREAD: EN 10226-1 (ex ISO 7/1)

CODE	De x Rp mm x inch	L mm	H mm	Z mm	Z1 mm	Z2 mm	g			€
186102015FCU	15 x 1/2"	39	39	24	17	24	89	20	200	**42,57**
186304018FCU	18 x 3/4"	42	48	32	20	29	161	10	100	**50,76**

B 10 22

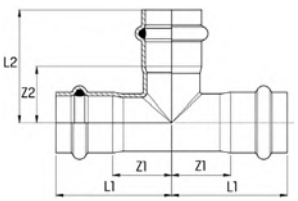

182 U

"T"

- EQUAL TEE
- T-STÜCK
- TÉ ÉGAL
- TE IGUAL HHH

MATERIAL: AISI 316L – 1.4404
O-RING: EPDM nero - black - Schwarz - noir - negro

CODE	De mm	L1 mm	L2 mm	Z1 mm	Z2 mm	g			€
182015000U	15	43	41	21	19	81	20	200	**23,96**
182018000U	18	45	43	23	21	97	20	100	**27,57**
182022000U	22	49	47,5	25	23,5	128	10	80	**28,97**
182028000U	28	52	51,5	28	27,5	168	5	50	**34,81**
182035000U	35	62	58,5	34	30,5	236	4	32	**43,44**
182042000U	42	75	70,5	39	34,5	352	4	20	**61,44**
182054000U	54	89	83,5	48	42,5	516	2	12	**73,27**

B 10 22

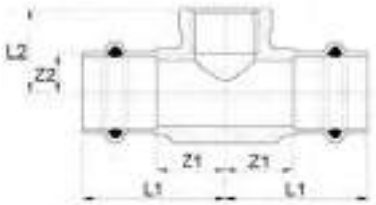

189 U

"T" CON DERIVAZIONE FILETTO F

- BRANCH TEE FEMALE BSP OUTLET
- T-STÜCK MIT ABGANG IG
- TÉ MIXTE AVEC FILETAGE F
- TE HEMBRA ROSCADA

MATERIAL: AISI 316L – 1.4404
O-RING: EPDM nero - black - Schwarz - noir - negro
THREAD: EN 10226-1 (ex ISO 7/1)

CODE	De x Rp x De mm x inch x mm	L1 mm	L2 mm	Z1 mm	Z2 mm	g			€
189102015U*	15 x 1/2" x 15	38,5	22,5	16,5	8,5	120	20	100	**26,49**
189102018U*	18 x 1/2" x 18	38	24	16	10	132	20	100	**27,18**
189304018U*	18 x 3/4" x 18	42,5	30	20,5	14	173	10	100	**33,10**
189102022U*	22 x 1/2" x 22	41	26	18	12	164	10	100	**29,07**
189304022U*	22 x 3/4" x 22	43,5	30	20,5	14	189	10	100	**33,17**
189102028U*	28 x 1/2" x 28	42	29	18	15	203	10	50	**31,96**
189304028U*	28 x 3/4" x 28	45	30	21	14	226	10	50	**38,00**
189100028U*	28 x 1" x 28	45	34	21	16	271	5	50	**60,10**
189102035U	35 x 1/2" x 35	62	50	34	35	231	5	40	**38,32**
189102042U	42 x 1/2" x 42	75	53,5	39	38,5	319	4	20	**47,45**
189102054U	54 x 1/2" x 54	89	61	48	46	448	2	14	**57,35**

(*) senza saldatura - seamless - nahtlos - sans soudure - sin soldadura

B 10 22

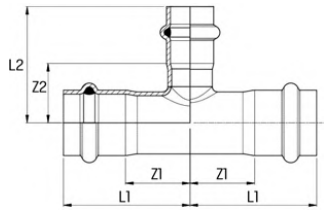

192 U

"T" RIDOTTO

- REDUCING TEE
- T-STÜCK MIT REDUZIERTEM ABGANG
- TÉ RÉDUIT
- TE REDUCIDA HHH

MATERIAL: AISI 316L – 1.4404
O-RING: EPDM nero - black - Schwarz - noir - negro

CODE	De mm	L1 mm	L2 mm	Z1 mm	Z2 mm	g			€
192018015U	18 x 15 x 18	45	42,5	23	20,5	94	20	100	**23,68**
192022015U	22 x 15 x 22	49	45	25	23	116	10	100	**24,81**
192022018U	22 x 18 x 22	49	45,5	25	23,5	119	10	100	**26,09**
192028015U	28 x 15 x 28	52	47,5	28	25,5	148	10	50	**29,56**
192028018U	28 x 18 x 28	52	48	28	26	152	10	50	**30,26**
192028022U	28 x 22 x 28	52	50	28	26	158	10	50	**32,26**
192035015U	35 x 15 x 35	62	51	34	29	204	5	35	**37,65**
192035018U	35 x 18 x 35	62	51,5	34	29,5	207	5	35	**38,16**
192035022U	35 x 22 x 35	62	53,5	34	29,5	214	5	35	**39,39**
192035028U	35 x 28 x 35	62	55	34	31	224	5	35	**40,96**
192042018U	42 x 18 x 42	75	55	39	33	295	4	20	**54,50**
192042022U	42 x 22 x 42	75	57	39	33	301	4	20	**56,42**
192042028U	42 x 28 x 42	75	58,5	39	34,5	311	4	20	**57,67**
192042035U	42 x 35 x 42	75	61	39	33	322	4	20	**59,02**
192054022U	54 x 22 x 54	89	64,5	48	40,5	431	2	16	**62,22**
192054028U	54 x 28 x 54	89	66	48	42	440	2	16	**64,80**
192054035U	54 x 35 x 54	89	68,5	48	40,5	451	2	16	**66,07**
192054042U	54 x 42 x 54	89	78	48	42	480	2	16	**70,83**

B 10 12

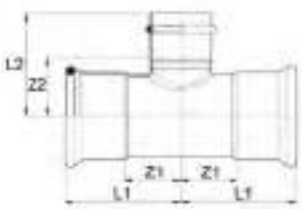

192 M_U

"T" RIDOTTO

- REDUCING TEE
- T-STÜCK MIT REDUZIERTEM ABGANG
- TÉ RÉDUIT
- TE REDUCIDA HHH

MATERIAL: AISI 316L – 1.4404
O-RING: EPDM nero - black - Schwarz - noir - negro

CODE	De mm	L1 mm	L2 mm	Z1 mm	Z2 mm	g			€
192076022U	76,1 x 22 x 76,1	108	76,5	53	52,5	952	2	2	**306,54**
192076028U	76,1 x 28 x 76,1	108	78	53	54	964	2	2	**331,41**
192076035U	76,1 x 35 x 76,1	108	80,5	53	52,5	975	2	2	**356,31**
192076042U	76,1 x 42 x 76,1	108	90	53	54	1004	2	2	**384,41**
192076054U	76,1 x 54 x 76,1	108	95,5	53	54,5	1034	2	2	**409,34**
192088022U	88,9 x 22 x 88,9	132	84	72	60	1316	2	2	**325,19**
192088028U	88,9 x 28 x 88,9	132	85,5	72	61,5	1329	2	2	**343,85**
192088035U	88,9 x 35 x 88,9	132	88	72	60	1340	2	2	**374,75**
192088042U	88,9 x 42 x 88,9	132	97,5	72	61,5	1369	2	2	**395,75**
192088054U	88,9 x 54 x 88,9	132	103	72	62	1398	2	2	**419,01**
192108022U	108 x 22 x 108	155	93,5	80	69,5	1910	2	2	**349,39**
192108028U	108 x 28 x 108	155	95	80	71	1922	2	2	**365,98**
192108035U	108 x 35 x 108	155	97,5	80	69,5	1933	2	2	**405,42**
192108042U	108 x 42 x 108	155	107	80	71	1962	2	2	**419,01**
192108054U	108 x 54 x 108	155	112,5	80	71,5	1990	2	2	**456,10**

B 10 22

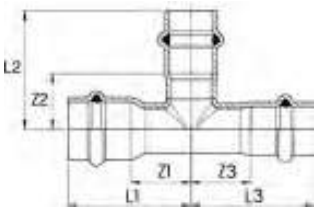

192/L U

"T" RIDOTTO

- REDUCING TEE
- T-STÜCK MIT REDUZIERTEM ABGANG
- TÉ RÉDUIT
- TE REDUCIDA HHH

MATERIAL: AISI 316L – 1.4404
O-RING: EPDM nero - black - Schwarz - noir - negro

CODE	De mm	L1 mm	L2 mm	L3 mm	Z1 mm	Z2 mm	Z3 mm	g			€
192181515U	18 x 15 x 15	43	43	41	21	21	19	85	20	100	**29,11**

B 10 22

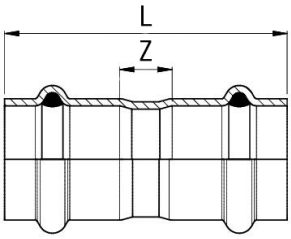

183/000 U

MANICOTTO

- COUPLING
- MUFFE
- MANCHON
- MANGUITO HH

MATERIAL: AISI 316L – 1.4404
O-RING: EPDM nero - black - Schwarz - noir - negro

CODE	De mm	L mm	Z mm	g			€
183015000U	15	57	13	42	20	400	**9,01**
183018000U	18	57	13	49	20	300	**10,26**
183022000U	22	59	11	61	20	200	**11,79**
183028000U	28	61	13	81	10	150	**13,46**
183035000U	35	70	14	111	10	80	**17,10**
183042000U	42	84	12	164	4	40	**23,13**
183054000U	54	92	10	223	2	24	**28,68**

B 10 22

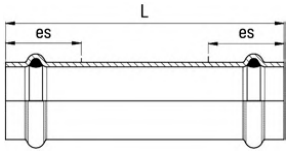

183/001 U

MANICOTTO PASSANTE

- SLIP COUPLING
- SCHIEBEMUFFE
- MANCHON LONG
- MANGUITO SIN TOPE

MATERIAL: AISI 316L – 1.4404
O-RING: EPDM nero - black - Schwarz - noir - negro

CODE	De mm	L mm	es mm	g			€
183015001U	15	82	25	58	20	200	**17,83**
183018001U	18	86	25	71	20	200	**18,64**
183022001U	22	92	25	91	20	100	**21,60**
183028001U	28	101	30	126	10	80	**27,06**
183035001U	35	119	30	179	5	50	**34,77**
183042001U	42	135	40	248	4	40	**43,33**
183054001U	54	158	45	362	2	20	**59,81**

B 10 22

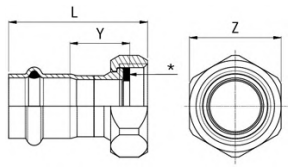

183/002 U

MANICOTTO CON DADO FOLLE

- VALVE CONNECTOR
- ANSCHLUSSVERSCHRAUBUNG
- RACCORD ÉCROU LIBRE
- RÁCOR DOS PIEZAS

MATERIAL: AISI 316L – 1.4404
O-RING: EPDM nero - black - Schwarz - noir - negro
GASKET: (*): EPDM nero - black - Schwarz - noir - negro
THREAD: ISO 228/1 (ex DIN 259)

CODE	De x G mm x inch	L mm	Z mm	Y mm	Gasket mm	g			€
183015012U	15 x 1/2"	50	27	23	18x10 thk 2,5	73	10	250	26,40
183015002U	15 x 3/4"	51,5	30	23	24x14 thk 2,5	72	10	250	26,66
183018012U	18 x 1/2"	50	27	22,5	18x10 thk 2,5	77	10	250	29,17
183018002U	18 x 3/4"	52	30	23,5	24x14 thk 2,5	73	10	250	29,20
183022012U	22 x 3/4"	52,5	30	22	24x14 thk 2,5	79	10	200	34,26
183022002U	22 x 1"	54,5	36	23,5	30x20 thk 2,5	98	10	200	34,26
183028012U	28 x 1"	53,5	36	22,5	30x20 thk 2,5	106	10	150	42,52
183028002U	28 x 1"1/4	57,5	46	25	39x27 thk 2,5	153	10	120	42,52
183035002U	35 x 1"1/2	63	52	27	44,5x34 thk 2,5	202	4	60	48,26
183042012U	42 x 1"3/4	73,5	58	27,5	50,5x40 thk 2,5	253	2	30	65,13
183054012U	54 x 2"3/8	82,5	75	28,5	65,5x53,5 thk 3	420	2	20	87,65

B 10 22

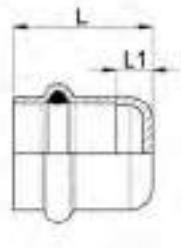

183/003 U

TAPPO DI CHIUSURA

- STOP END
- VERSCHLUSSKAPPE
- BOUCHON D'OBTURATION
- TAPÓN

MATERIAL: AISI 316L – 1.4404
O-RING: EPDM nero - black - Schwarz - noir - negro

CODE	De mm	L mm	L1 mm	g			€
183015003U	15	30	8	25	20	500	12,76
183018003U	18	30	8	30	20	300	13,29
183022003U	22	31	8	38	10	200	15,40
183028003U	28	32	8	52	10	150	21,27
183035003U	35	34	6	68	5	100	25,95
183042003U	42	42	6	98	4	80	37,22
183054003U	54	46	6	137	4	40	43,45

B 10 22

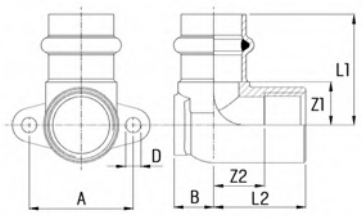

185/000 U

GOMITO MISTO 90° MF

- WALL PLATE ELBOW 90° MF
- DECKENWINKEL 90° A/I
- EQUERRE 90° MF
- CODO PLACA MH

MATERIAL: AISI 316L – 1.4404
O-RING: EPDM nero - black - Schwarz - noir - negro
THREAD: EN 10226-1 (ex ISO 7/1)

CODE	De x Rp mm x inch	L1 mm	L2 mm	Z1 mm	Z2 mm	A mm	B mm	D mm	g			€
185102015U	15 x 1/2"	36	30	14	16,5	34	13	5	100	10	150	32,26
185102018U	18 x 1/2"	36	30	14	16,5	34	13	5	104	10	150	33,46
185102022U	22 x 1/2"	40	34	17	20,5	40	16	6	140	10	100	49,77
185304022U	22 x 3/4"	42	34	19	19	40	17	6	154	10	100	48,17

B 10 22

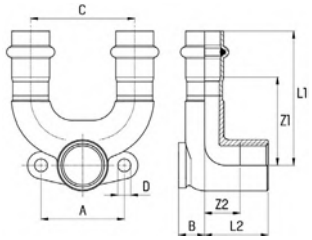

185/003 U

RACCORDO TRE VIE CON FLANGIA E DERIVAZIONE FILETTO F

- CORNER TEE WITH WALL FLANGE
- INOXPRES-DOPPELWANDSCHEIBE
- EQUERRE MURALE AVEC FILETAGE FEMELLE
- RACOR TRES VÍAS CON BRIDA Y ROSCA HEMBRA

MATERIAL: AISI 316L – 1.4404
O-RING: EPDM nero - black - Schwarz - noir - negro
THREAD: EN 10226-1 (ex ISO 7/1)

CODE	De x Rp x De mm x inch x mm	L1 mm	L2 mm	Z1 mm	Z2 mm	A mm	B mm	C mm	D mm	g			€
185102315U	15 x 1/2" x 15	64	30,5	42	17	40	12,5	50	6,2	183	10	80	70,34
185102318U	18 x 1/2" x 18	65,5	30	43,5	16,5	40	13	50	6,2	202	5	50	72,59
185102322U	22 x 1/2" x 22	75,5	27	51,5	13,5	40	16	60	6,2	267	5	50	80,52

B 10 11

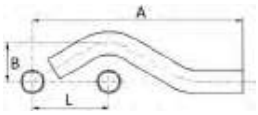

179

"S" DI SCAVALCAMENTO MM

- PIPE BRIDGE
- SPRUNGBOGEN
- "S" DE CHEVAUCHEMENT MALE
- "S" DE SUPERPOSICIÓN MM

MATERIAL: AISI 316L – 1.4404

CODE	De mm	L mm	A mm	B mm	g			€
179015000	15	57	158	30	54	10	150	20,03
179018000	18	60	166	31	74	10	100	20,85
179022000	22	65	179	33	116	10	100	23,35
179028000	28	73	206	36	192	10	50	28,32

B 10 22

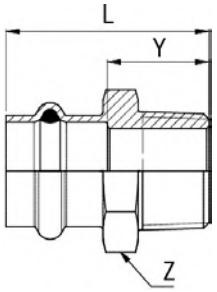

187 U

MANICOTTO MISTO FILETTO M

- MALE ADAPTER
- ÜBERGANGSSTÜCK MIT AG
- RACCORD AVEC FILETAGE MALE
- UNIÓN MACHO

MATERIAL: AISI 316L – 1.4404
O-RING: EPDM nero - black - Schwarz - noir - negro
THREAD: EN 10226-1 (ex ISO 7/1)

CODE	De x R mm x inch	L mm	Z mm	Y mm	g			€
187102015U	15 x 1/2"	42	24	21	60	20	300	**22,86**
187304015U	15 x 3/4"	45	30	24	109.0	20	200	**23,20**
187102018U	18 x 1/2"	42	27	21	61.0	20	300	**24,85**
187304018U	18 x 3/4"	45	30	24	101.0	20	200	**25,95**
187102022U	22 x 1/2"	46	32	24	94.0	10	200	**27,03**
187304022U	22 x 3/4"	46	32	24	91.0	10	200	**27,99**
187100022U	22 x 1"	49	36	27	161.0	10	100	**33,29**
187304028U	28 x 3/4"	48	38	25	121.0	10	100	**38,12**
187100028U	28 x 1"	50	38	27	134.0	10	100	**43,70**
187114028U	28 x 1"1/4	54	46	31	271.0	10	60	**50,47**
187100035U	35 x 1"	54	45	27	177.0	5	100	**46,06**
187114035U	35 x 1"1/4	58	46	31	209.0	5	50	**53,53**
187112035U	35 x 1"1/2	58	50	31	304.0	4	60	**63,10**
187114042U	42 x 1"1/4	65	54	31	268.0	4	40	**71,71**
187112042U	42 x 1"1/2	65	54	31	264.0	4	40	**77,75**
187112054U	54 x 1"1/2	73	67	34	433.0	4	32	**90,25**
187200054U	54 x 2"	78	67	39	422.0	4	32	**96,68**

B 10 22

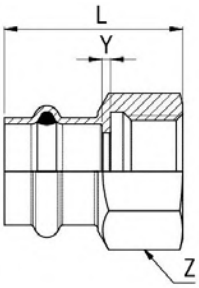

190 U

MANICOTTO MISTO FILETTO F

- FEMALE ADAPTER
- ÜBERGANGSSTÜCK MIT IG
- RACCORD AVEC FILETAGE FEMELLE
- UNIÓN HEMBRA

MATERIAL: AISI 316L – 1.4404
O-RING: EPDM nero - black - Schwarz - noir - negro
THREAD: EN 10226-1 (ex ISO 7/1)

CODE	De x Rp mm x inch	L mm	Z mm	Y mm	g			€
190102015U	15 x 1/2"	40	27	2	65.0	20	240	24,62
190304015U	15 x 3/4"	41	32	2	79.0	20	240	25,66
190102018U	18 x 1/2"	40	27	2	68.0	20	240	25,96
190304018U	18 x 3/4"	41	32	2	80.0	10	200	27,17
190102022U	22 x 1/2"	40	32	2	100.0	10	200	27,56
190304022U	22 x 3/4"	42	32	2	83.0	10	150	32,29
190100022U	22 x 1"	46	41	2	149.0	10	100	38,17
190304028U	28 x 3/4"	42	38	2	129.0	10	100	37,02
190100028U	28 x 1"	47	41	2	152.0	10	100	50,71
190114028U	28 x 1"1/4	49	46	2	153.0	10	100	56,27
190100035U	35 x 1"	51	46	2	218.0	5	80	48,75
190114035U	35 x 1"1/4	54	46	2	163.0	5	50	55,33
190114042U	42 x 1"1/4	60	55	2	309.0	4	40	62,54
190112042U	42 x 1"1/2	60	55	2	246.0	4	40	86,28
190112054U	54 x 1"1/2	63	67	1	455.0	4	32	93,94
190200054U	54 x 2"	70	67	2	365.0	4	20	128,47

B 10 11

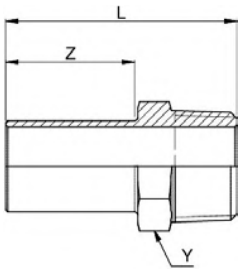

269/M

MANICOTTO CON INSERIMENTO FILETTO M

- MALE REDUCTION SOCKET
- ÜBERGANG AUSSENGEWINDE MIT EINSCHUBENDE
- MANCHON DE RÉDUCTION FILETÉ
- ADAPTADOR MACHO

MATERIAL: AISI 316L – 1.4404
THREAD: EN 10226-1 (ex ISO 7/1)

CODE	De x R mm x inch	L mm	Z mm	Y mm	g			€
269102115	15 x 1/2"	52	31	22	55	20	300	21,19
269102118	18 x 1/2"	52	31	22	50	20	300	23,16
269304118	18 x 3/4"	55	31	27	95	20	200	22,94
269102122	22 x 1/2"	55	32	27	69	10	200	24,89
269304122	22 x 3/4"	56	32	27	80	10	200	26,09
269304128	28 x 3/4"	61	37	30	97	10	150	32,76
269100128	28 x 1"	64	37	38	145	10	100	35,77
269114135	35 x 1"1/4	72	41	45	238	4	40	38,47
269112142	42 x 1"1/2	91	55	55	292	4	40	44,65
269200154	54 x 2"	127	83	65	463	4	20	74,70

B 10 11

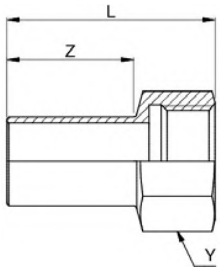

269/F

MANICOTTO CON INSERIMENTO FILETTO F

- FEMALE REDUCTION SOCKET
- ÜBERGANG INNENGEWINDE MIT EINSCHUBENDE
- MANCHON DE RÉDUCTION AVEC TARAUDAGE
- ADAPTADOR HEMBRA

MATERIAL: AISI 316L – 1.4404
THREAD: EN 10226-1 (ex ISO 7/1)

CODE	De x Rp mm x inch	L mm	Z mm	Y mm	g			€
269102015	15 x 1/2"	52	31	24	55	20	300	**23,11**
269102018	18 x 1/2"	52	31	24	56	20	200	**24,32**
269304018	18 x 3/4"	51	31	30	57	20	200	**25,27**
269102022	22 x 1/2"	52	32	24	65	10	200	**25,67**
269304022	22 x 3/4"	52	32	30	70	10	200	**30,35**
269304028	28 x 3/4"	57	37	30	76	10	150	**32,76**
269100028	28 x 1"	57	35	36	104	10	100	**49,11**
269114035	35 x 1"1/4	70	45	46	182	5	50	**68,88**
269112042	42 x 1"1/2	118	78	55	280	4	40	**75,93**
269200054	54 x 2"	135	83	70	340	2	10	**104,10**

B 10 22

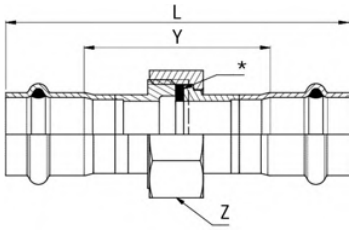

184/001 U

BOCCHETTONE SEDE PIANA

- FLAT FACED UNION
- DURCHGANGSVERSCHRAUBUNG MIT PRESSENDEN FLACHDICHTEND
- ÉLÉMENT DE TRANSITION FILTÉ PLAT AVEC MANCHONS DES 2 CÔTES
- RÁCOR 3 PIEZAS PLANO

MATERIAL: AISI 316L – 1.4404
O-RING: EPDM nero - black - Schwarz - noir - negro
GASKET: (*): EPDM nero - black - Schwarz - noir - negro

CODE	De mm	L mm	Y mm	Z mm	Gasket mm	g			€
184015001U	15	100	56	34	24x14 thk 2,5	162	10	100	**50,53**
184018001U	18	101	57	39	30x20 thk 2,5	207	10	100	**59,82**
184022001U	22	105	57	39	30x20 thk 2,5	219	10	80	**67,08**
184028001U	28	120	72	58	47,5x37 thk 2,5	498	5	30	**87,10**
184035001U	35	127,5	71,5	67	56x42 thk 2,5	661	4	20	**109,92**
184042001U	42	152	80	77	66x56 thk 2,5	875	2	20	**136,24**
184054001U	54	165,5	83,5	90	79,5x69 thk 2,5	1250	2	10	**257,45**

B 10 22

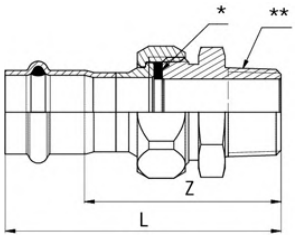

184/002 U

BOCCHETTONE SEDE PIANA FILETTO M

- STRAIGHT MALE UNION CONNECTOR
- DURCHGANGSVERSCHRAUBUNG MIT AUSSENGEWINDE
- RACCORD UNION FILETÉ
- RÁCOR 3 PIEZAS ROSCADO MACHO

MATERIAL: AISI 316L – 1.4404
FITTING: (**): ottone - brass - Messing - laiton - latón
O-RING: EPDM nero - black - Schwarz - noir - negro
GASKET: (*): EPDM nero - black - Schwarz - noir - negro
THREAD: EN 10226-1 (ex ISO 7/1)

CODE	De x R mm x inch	L mm	Z mm	Gasket mm	g			€
184015002U	15 x 1/2"	78,5	56,5	24x14 thk 2,5	150	2	120	**45,11**
184018002U	18 x 1/2"	79	57	24x14 thk 2,5	150	2	120	**51,37**
184022002U	22 x 3/4"	83,5	59,5	30x20 thk 2,5	221	2	80	**52,90**
184028002U	28 x 1"	91,5	67,5	39x27 thk 2,5	391	2	50	**90,21**
184035002U	35 x 1"1/4	101	73	44,5x34 thk 2,5	582	2	30	**115,10**
184042002U	42 x 1"1/2	110,5	74,5	50,5x40 thk 2,5	629	2	30	**132,20**
184054002U	54 x 2"	123	82	65,5x53,5 thk 3	1182	2	16	**227,05**

B 10 22

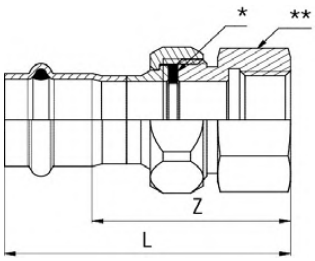

184/003 U

BOCCHETTONE SEDE PIANA FILETTO F

- STRAIGHT FEMALE UNION CONNECTOR
- DURCHGANGSVERSCHRAUBUNG MIT INNENGEWINDE
- RACCORD UNION TARAUDÉ
- RÁCOR 3 PIEZAS HEMBRA

MATERIAL: AISI 316L – 1.4404
FITTING: (**): ottone - brass - Messing - laiton - latón
O-RING: EPDM nero - black - Schwarz - noir - negro
GASKET: (*): EPDM nero - black - Schwarz - noir - negro
THREAD: EN 10226-1 (ex ISO 7/1)

CODE	De x Rp mm x inch	L mm	Z mm	Gasket mm	g			€
184015003U	15 x 1/2"	73	51	24x14 thk 2,5	155	2	120	**45,11**
184018003U	18 x 1/2"	73,5	51,5	24x14 thk 2,5	155	2	120	**54,38**
184022003U	22 x 3/4"	78,5	54,5	30x20 thk 2,5	229	2	80	**59,11**
184028003U	28 x 1"	84	60	39x27 thk 2,5	438	2	40	**77,80**
184035003U	35 x 1"1/4	93	65	44,5x34 thk 2,5	538	2	30	**96,45**
184042003U	42 x 1"1/2	102,5	66,5	50,5x40 thk 2,5	597	2	30	**119,84**
184054003U	54 x 2"	121	80	65,5x53,5 thk 3	1192	2	16	**228,60**

B 10 22

184/002 INOX U

BOCCHETTONE SEDE PIANA FILETTO M

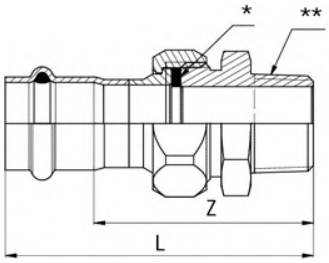

- STRAIGHT MALE UNION CONNECTOR
- DURCHGANGSVERSCHRAUBUNG MIT AUSSENGEWINDE
- RACCORD UNION FILETÉ
- RÁCOR 3 PIEZAS ROSCADO MACHO

MATERIAL: AISI 316L – 1.4404
FITTING: (**): AISI 316L – 1.4404
O-RING: EPDM nero - black - Schwarz - noir - negro
GASKET: (*): EPDM nero - black - Schwarz - noir - negro
THREAD: EN 10226-1 (ex ISO 7/1)

CODE	De x R mm x inch	L mm	Z mm	Gasket mm	g			€
184015002IU	15 x 1/2"	78,5	56,5	24x14 thk 2,5	145	2	120	**56,40**
184018002IU	18 x 1/2"	79	57	24x14 thk 2,5	146	2	120	**64,20**
184022002IU	22 x 3/4"	83,5	59,5	30x20 thk 2,5	214	2	80	**67,75**
184028002IU	28 x 1"	91,5	67,5	39x27 thk 2,5	377	2	50	**112,77**
184035002IU	35 x 1"1/4	101	73	44,5x34 thk 2,5	559	2	30	**143,89**
184042002IU	42 x 1"1/2	110,5	74,5	44,5x34 thk 2,5	558	2	30	**152,05**
184054002IU	54 x 2"	118	79	56x42 thk 2,5	890	2	16	**261,16**

B 10 22

184/003 INOX U

BOCCHETTONE SEDE PIANA FILETTO F

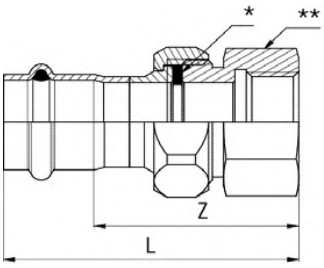

- STRAIGHT FEMALE UNION CONNECTOR
- DURCHGANGSVERSCHRAUBUNG MIT INNENGEWINDE
- RACCORD UNION TARAUDÉ
- RÁCOR 3 PIEZAS HEMBRA

MATERIAL: AISI 316L – 1.4404
FITTING: (**): AISI 316L – 1.4404
O-RING: EPDM nero - black - Schwarz - noir - negro
GASKET: (*): EPDM nero - black - Schwarz - noir - negro
THREAD: EN 10226-1 (ex ISO 7/1)

CODE	De x Rp mm x inch	L mm	Z mm	Gasket mm	g			€
184015003IU	15 x 1/2"	73	51	24x14 thk 2,5	150	2	120	**56,40**
184018003IU	18 x 1/2"	73,5	51,5	24x14 thk 2,5	151	2	120	**67,98**
184022003IU	22 x 3/4"	78,5	54,5	30x20 thk 2,5	221	2	80	**75,00**
184028003IU	28 x 1"	84	60	39x27 thk 2,5	422	2	40	**97,20**
184035003IU	35 x 1"1/4	93	65	44,5x34 thk 2,5	519	2	30	**120,57**
184042003IU	42 x 1"1/2	102,5	66,5	44,5x34 thk 2,5	504	2	30	**137,80**
184054003IU	54 x 2"	123	82	56x42 thk 2,5	921	2	16	**262,95**

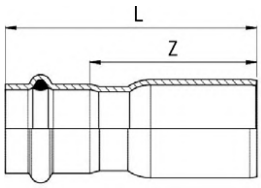

≤54 B 10 22
76÷108 B 10 12

191 U

RIDUZIONE MF

- REDUCER
- REDUZIERSTÜCK
- REDUCTION
- REDUCCIÓN MH

MATERIAL: AISI 316L – 1.4404
O-RING: EPDM nero - black - Schwarz - noir - negro

CODE	De mm	L mm	Z mm	g			€
191018015U	18 x 15	62,5	40,5	42	20	300	11,17
191022015U	22 x 15	78	56	58	20	200	12,24
191022018U	22 x 18	68,5	46,5	55	20	300	12,64
191028015U	28 x 15	78,5	56,5	66	20	200	15,85
191028018U	28 x 18	75	53	69	20	200	14,78
191028022U	28 x 22	71,5	47,5	71	20	200	14,73
191035015U	35 x 15	89	67	103	10	100	50,68
191035018U	35 x 18	89	67	95	10	100	51,29
191035022U	35 x 22	85,5	61,5	98	10	100	43,16
191035028U	35 x 28	79,5	55,5	101	10	80	33,41
191042022U	42 x 22	99,5	75,5	128	4	80	54,44
191042028U	42 x 28	103	79	148	4	80	55,64
191042035U	42 x 35	95	67	147	4	40	36,25
191054028U	54 x 28	110	86	183	4	40	63,80
191054035U	54 x 35	113,5	85,5	204	4	40	79,44
191054042U	54 x 42	111	75	217	4	32	38,63
191076042U	76,1 x 42	155	119	482	4	4	111,69
191076054U	76,1 x 54	164	123	539	4	4	114,17
191088054U	88,9 x 54	184	146	693	4	4	124,18
191108054U	108 x 54	190	149	841	2	2	133,84

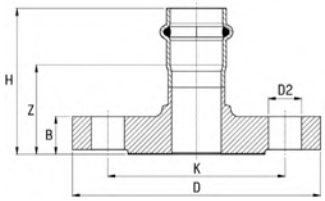

B 10 22

193/000 U

MANICOTTO FLANGIATO

- ADAPTOR FLANGE
- ÜBERGANGSFLANSCH
- BRIDE DE RACCORDEMENT
- BRIDA ADAPTADOR

MATERIAL: AISI 316L – 1.4404
O-RING: EPDM nero - black - Schwarz - noir - negro

PN 16

CODE	De mm	DN flg	H mm	Z mm	B mm	D mm	D2 mm	Holes Nr.	K mm	g			€
193022000U	22	20	61,5	37,5	16	105	14	4	75	946	2	14	122,29
193028000U	28	25	63	39	16	115	14	4	85	1140	2	10	149,50
193035000U	35	32	65,5	37,5	16	140	18	4	100	1642	2	6	211,07
193042000U	42	40	75	39	16	150	18	4	110	1814	2	6	247,54
193054000U	54	50	82,5	41,5	18	165	18	4	125	2467	2	4	305,28

Campi di applicazione / Fields of application

inoxPRES® UNIKO® 304L

- Riscaldamento / Heating
- Raffrescamento / Cooling
- Acque di processo / Process water
- Aria compressa / Compressed air
- Antincendio / Fire protection systems

inoxPRES® UNIKO® 304L O-ring EPDM

Nero | Black | Schwarz | Noir | Negro

B 30 34

I prezzi dei tubi sono validi fino a nuova comunicazione.
Pipe prices are valid until new update.
Die Rohrpreise gelten bis auf weiteres .
Les prix des tubes sont valables jusqu'à nouvelle communication.
Los precios de las tuberías son válidos hasta nueva comunicación.

114/200 6 m

TUBO IN ACCIAIO INOSSIDABILE

- STAINLESS STEEL PIPE
- EDELSTAHL ROHR
- TUBE EN ACIER INOXYDABLE
- TUBO DE ACERO INOXIDABLE

NORM: EN 10217-7 (DIN 17455) - EN 10312
NOTE: Paese Italia - conforme al DM 174 per veicolazione acqua potabile;
Italy country - according to DM 174 for drinking water transport;

Mat. Nr.: 1.4307 (AISI 304L) L=6 m
Crudo - Not annealed - Ungeglüht - Non-hypertrempé - Crudo

CODE	Dimensions mm x mm	Ø int mm	L m	kg/m	Volume l/m	Minimum package m	Bundle m	€/m
114015200	15 x 1,0	13	6	0,351	0,133	60	1014	**12,95**
114018200	18 x 1,0	16	6	0,426	0,201	60	1014	**15,26**
114022200	22 x 1,2	19,6	6	0,625	0,302	60	762	**21,53**
114028200	28 x 1,2	25,6	6	0,805	0,514	30	546	**27,71**
114035200	35 x 1,5	32	6	1,258	0,804	30	546	**41,83**
114042200	42 x 1,5	39	6	1,521	1,194	30	366	**51,47**
114054200	54 x 1,5	51	6	1,972	2,042	30	366	**68,16**

B 10 23

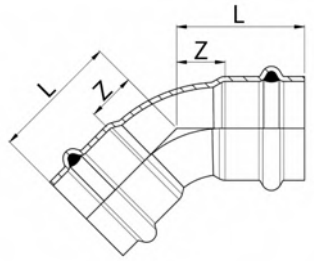

181/450 UNW

CURVA 45° FF

- 45° ELBOW FF
- BOGEN 45° II
- COUDE FF 45°
- CURVA 45° HH

MATERIAL: AISI 304L – 1.4307
O-RING: EPDM nero - black - Schwarz - noir - negro

CODE	De mm	Radius	L mm	Z mm	g			€
181015450CUNW	15	1,2 De	29,5	7,5	42	20	300	13,97
181018450CUNW	18	1,2 De	31,5	9,5	50	20	300	15,44
181022450CUNW	22	1,2 De	34	10	67	20	100	17,93
181028450CUNW	28	1,2 De	39	15	96	10	100	21,58
181035450UNW	35	1,2 De	47,5	19,5	140	10	60	24,59
181042450UNW	42	1,2 De	59	23	212	4	32	39,80
181054450UNW	54	1,2 De	69	28	308	2	20	51,09

B 10 23

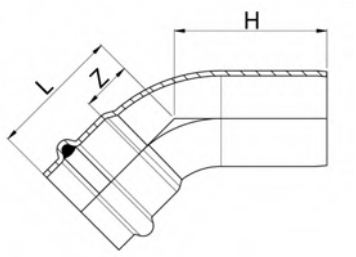

181/451 UNW

CURVA 45° MF

- 45° ELBOW MF
- BOGEN 45° IA
- COUDE MF 45°
- CURVA 45° HM

MATERIAL: AISI 304L – 1.4307
O-RING: EPDM nero - black - Schwarz - noir - negro

CODE	De mm	Radius	L mm	H mm	Z mm	g			€
181015451CUNW	15	1,2 De	29,5	36,5	7,5	39	20	300	13,97
181018451CUNW	18	1,2 De	31,5	38	9,5	48	20	300	14,94
181022451CUNW	22	1,2 De	34	42	10	65	20	100	16,90
181028451CUNW	28	1,2 De	39	45	15	92	10	100	20,13
181035451UNW	35	1,2 De	47,5	57,5	19,5	141	10	60	22,90
181042451UNW	42	1,2 De	59	72	23	213	4	40	38,30
181054451UNW	54	1,2 De	69	78	28	305	2	20	49,13

B 10 23

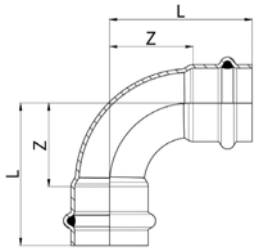

181/900 UNW

CURVA 90° FF

- 90° ELBOW FF
- BOGEN 90° II
- COUDE FF 90°
- CURVA 90° HH

MATERIAL: AISI 304L – 1.4307
O-RING: EPDM nero - black - Schwarz - noir - negro

CODE	De mm	Radius	L mm	Z mm	g			€
181015900CUNW	15	1,2 De	40	18	49	20	300	10,64
181018900CUNW	18	1,2 De	42	20	60	20	200	12,20
181022900CUNW	22	1,2 De	49	25	83	10	100	14,75
181028900CUNW	28	1,2 De	58	34	122	10	100	19,57
181035900UNW	35	1,2 De	72	44	181	5	50	30,58
181042900UNW	42	1,2 De	88	52	273	2	30	52,49
181054900UNW	54	1,2 De	107	66	409	2	16	73,23

B 10 23

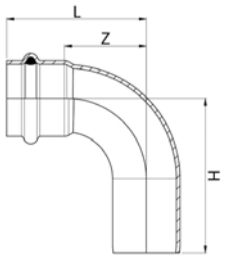

181/901 UNW

CURVA 90° MF

- 90° ELBOW MF
- BOGEN 90° IA
- COUDE MF 90°
- CURVA 90° HM

MATERIAL: AISI 304L – 1.4307
O-RING: EPDM nero - black - Schwarz - noir - negro

CODE	De mm	Radius	L mm	H mm	Z mm	g			€
181015901CUNW	15	1,2 De	40	41	18	43	20	300	11,17
181018901CUNW	18	1,2 De	42	44	20	54	20	200	12,67
181022901CUNW	22	1,2 De	49	51	25	76	10	100	15,22
181028901CUNW	28	1,2 De	58	58	34	111	10	100	19,06
181035901UNW	35	1,2 De	72	82	44	182	5	50	28,01
181042901UNW	42	1,2 De	88	100	52	272	2	30	50,83
181054901UNW	54	1,2 De	107	120	66	414	2	16	73,65

B 10 23

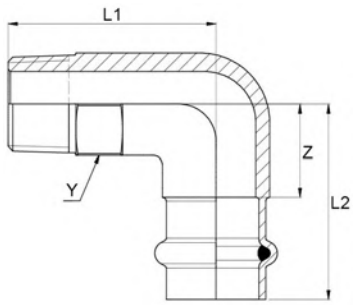

197 UNW

GOMITO MISTO 90° FILETTO M

- ELBOW ADAPTER 90° WITH MALE THREAD
- ÜBERGANGSWINKEL 90° AG
- EQUERRE 90° AVEC FILETAGE M
- CODO MACHO

MATERIAL: AISI 304L – 1.4307
O-RING: EPDM nero - black - Schwarz - noir - negro
THREAD: EN 10226-1 (ex ISO 7/1)

CODE	De x R mm x inch	L1 mm	L2 mm	Z mm	Y mm	g			€
197102015UNW	15 x 1/2"	44,5	42	20	22	116	10	150	21,72
197102018UNW	18 x 1/2"	44,5	42	20	22	124	10	150	24,85

B 10 23

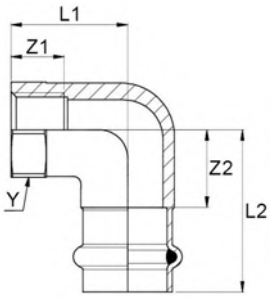

198 UNW

GOMITO MISTO 90° FILETTO F

- ELBOW ADAPTER 90° WITH FEMALE THREAD
- ÜBERGANGSWINKEL 90° IG
- EQUERRE 90° AVEC FILETAGE F
- CODO HEMBRA

MATERIAL: AISI 304L – 1.4307
O-RING: EPDM nero - black - Schwarz - noir - negro
THREAD: EN 10226-1 (ex ISO 7/1)

CODE	De x Rp mm x inch	L1 mm	L2 mm	Z1 mm	Z2 mm	Y mm	g			€
198102015UNW	15 x 1/2"	33	44	15	22	27	129	10	150	22,92
198102018UNW	18 x 1/2"	33	44	15	22	27	137	10	150	26,34
198102022UNW	22 x 1/2"	33	46	15	22	27	148	10	100	29,38
198304022UNW	22 x 3/4"	38	46	19	22	30	155	10	100	32,16
198100028UNW	28 x 1"	48	51	21	27	40	349	5	50	41,94

B 10 23

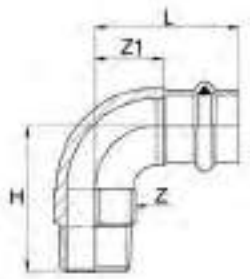

186/M UNW

CURVA FILETTATA 90° FILETTO M

- 90° ELBOW MALE BSP
- BOGEN 90° MIT AG
- COUDE 90° AVEC FILETAGE M
- CODO A 90° MH

MATERIAL: AISI 304L – 1.4307
O-RING: EPDM nero - black - Schwarz - noir - negro
THREAD: EN 10226-1 (ex ISO 7/1)

CODE	De x R mm x inch	L mm	H mm	Z mm	Z1 mm	g			€
186102015CUNW	15 x 1/2"	39	39	22	17	87	20	300	32,61
186102018CUNW	18 x 1/2"	42	42	24	20	105	20	200	34,19
186304022CUNW	22 x 3/4"	47	49	28	24	153	10	100	39,96
186100028CUNW	28 x 1"	54	63	36	30	275	10	50	47,37

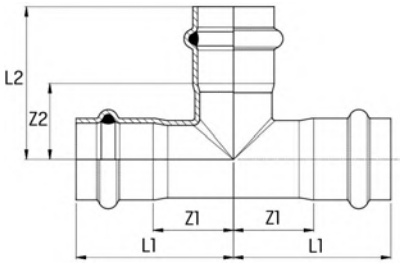

B 10 23

182 UNW

"T"

- EQUAL TEE
- T-STÜCK
- TÉ ÉGAL
- TE IGUAL HHH

MATERIAL: AISI 304L – 1.4307
O-RING: EPDM nero - black - Schwarz - noir - negro

CODE	De mm	L1 mm	L2 mm	Z1 mm	Z2 mm	g			€
182015000UNW	15	43	41	21	19	81	20	200	19,17
182018000UNW	18	45	43	23	21	97	20	100	22,05
182022000UNW	22	49	47,5	25	23,5	128	10	80	23,18
182028000UNW	28	52	51,5	28	27,5	168	5	50	27,85
182035000UNW	35	62	58,5	34	30,5	236	4	32	34,75
182042000UNW	42	75	70,5	39	34,5	352	4	20	49,14
182054000UNW	54	89	83,5	48.	42,5	516	2	12	58,62

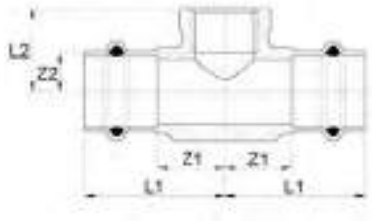

B 10 23

189 UNW

"T" CON DERIVAZIONE FILETTO F

- BRANCH TEE FEMALE BSP OUTLET
- T-STÜCK MIT ABGANG IG
- TÉ MIXTE AVEC FILETAGE F
- TE HEMBRA ROSCADA

MATERIAL: AISI 304L – 1.4307
O-RING: EPDM nero - black - Schwarz - noir - negro
THREAD: EN 10226-1 (ex ISO 7/1)

CODE	De x Rp x De mm x inch x mm	L1 mm	L2 mm	Z1 mm	Z2 mm	g			€
189102015UNW*	15 x 1/2" x 15	38,5	22,5	16,5	8,5	120	20	100	21,19
189102018UNW*	18 x 1/2" x 18	38	24	16	10	132	20	100	21,74
189102022UNW*	22 x 1/2" x 22	41	26	18	12	164	10	100	23,26
189304022UNW*	22 x 3/4" x 22	43,5	30	20,5	14	189	10	100	26,53
189102028UNW*	28 x 1/2" x 28	42	29	18	15	203	10	50	25,57
189304028UNW*	28 x 3/4" x 28	45	30	21	14	226	10	50	30,40
189100028UNW*	28 x 1" x 28	45	34	21	16	271	5	50	48,09
189102035UNW	35 x 1/2" x 35	62	50	34	35	231	5	40	30,65
189102042UNW	42 x 1/2" x 42	75	53,5	39	38,5	319	4	20	37,16
189102054UNW	54 x 1/2" x 54	89	61	48	46	448	2	14	45,88

(*) senza saldatura - seamless - nahtlos - sans soudure - sin soldadura

B 10 23

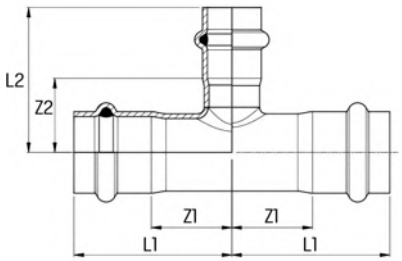

192 UNW

"T" RIDOTTO

- REDUCING TEE
- T-STÜCK MIT REDUZIERTEM ABGANG
- TÉ RÉDUIT
- TE REDUCIDA HHH

MATERIAL: AISI 304L – 1.4307
O-RING: EPDM nero - black - Schwarz - noir - negro

CODE	De mm	L1 mm	L2 mm	Z1 mm	Z2 mm	g			€
192018015UNW	18 x 15 x 18	45	42,5	23	20,5	94	20	100	**18,93**
192022015UNW	22 x 15 x 22	49	45	25	23	116	10	100	**19,85**
192022018UNW	22 x 18 x 22	49	45,5	25	23,5	119	10	100	**20,87**
192028015UNW	28 x 15 x 28	52	47,5	28	25,5	148	10	50	**23,14**
192028018UNW	28 x 18 x 28	52	48	28	26	152	10	50	**24,22**
192028022UNW	28 x 22 x 28	52	50	28	26	158	10	50	**25,82**
192035015UNW	35 x 15 x 35	62	51	34	29	204	5	35	**30,13**
192035018UNW	35 x 18 x 35	62	51,5	34	29,5	207	5	35	**30,53**
192035022UNW	35 x 22 x 35	62	53,5	34	29,5	214	5	35	**31,52**
192035028UNW	35 x 28 x 35	62	55	34	31	224	5	35	**32,77**
192042018UNW	42 x 18 x 42	75	55	39	33	295	4	20	**43,60**
192042022UNW	42 x 22 x 42	75	57	39	33	301	4	20	**45,13**
192042028UNW	42 x 28 x 42	75	58,5	39	34,5	311	4	20	**46,14**
192042035UNW	42 x 35 x 42	75	61	39	33	322	4	20	**47,22**
192054022UNW	54 x 22 x 54	89	64,5	48	40,5	431	2	16	**49,78**
192054028UNW	54 x 28 x 54	89	66	48	42	440	2	16	**51,84**
192054035UNW	54 x 35 x 54	89	68,5	48	40,5	451	2	16	**52,87**
192054042UNW	54 x 42 x 54	89	78	48	42	480	2	16	**56,66**

B 10 33

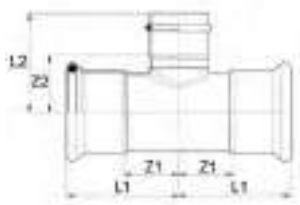

192 M_UNW

"T" RIDOTTO

- REDUCING TEE
- T-STÜCK MIT REDUZIERTEM ABGANG
- TÉ RÉDUIT
- TE REDUCIDA HHH

MATERIAL: AISI 304L – 1.4307
O-RING: EPDM nero - black - Schwarz - noir - negro

CODE	De mm	L1 mm	L2 mm	Z1 mm	Z2 mm	g			€
192076028UNW	76,1 x 28 x 76,1	108	78	53	54	964	2	2	**265,12**
192076035UNW	76,1 x 35 x 76,1	108	80,5	53	52,5	975	2	2	**285,05**
192076042UNW	76,1 x 42 x 76,1	108	90	53	54	1004	2	2	**307,55**
192076054UNW	76,1 x 54 x 76,1	108	95,5	53	54,5	1034	2	2	**327,48**
192088028UNW	88,9 x 28 x 88,9	132	95,5	72	61,5	1329	2	2	**275,08**
192088054UNW	88,9 x 54 x 88,9	132	103	72	62	1398	2	2	**335,21**
192108054UNW	108 x 54 x 108	155	112,5	80	71,5	1990	2	2	**364,88**

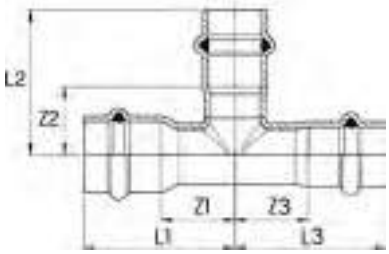

B 10 23

192/L UNW

"T" RIDOTTO

- REDUCING TEE
- T-STÜCK MIT REDUZIERTEM ABGANG
- TÉ RÉDUIT
- TE REDUCIDA HHH

MATERIAL: AISI 304L – 1.4307
O-RING: EPDM nero - black - Schwarz - noir - negro

CODE	De mm	L1 mm	L2 mm	L3 mm	Z1 mm	Z2 mm	Z3 mm	g			€
192181515UNW	18 x 15 x 15	43	43	41	21	21	19	85	20	100	**23,29**

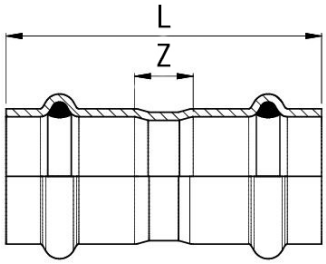

B 10 23

183/000 UNW

MANICOTTO

- COUPLING
- MUFFE
- MANCHON
- MANGUITO HH

MATERIAL: AISI 304L – 1.4307
O-RING: EPDM nero - black - Schwarz - noir - negro

CODE	De mm	L mm	Z mm	g			€
183015000UNW	15	57	13	42	20	400	**7,20**
183018000UNW	18	57	13	49	20	300	**8,21**
183022000UNW	22	59	11	61	20	200	**9,43**
183028000UNW	28	61	13	81	10	150	**10,77**
183035000UNW	35	70	14	111	10	80	**13,68**
183042000UNW	42	84	12	164	4	40	**18,51**
183054000UNW	54	92	10	223	2	24	**22,93**

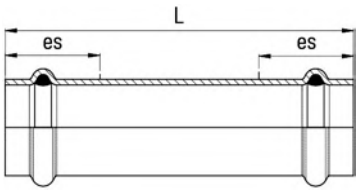

B 10 23

183/001 UNW

MANICOTTO PASSANTE

- SLIP COUPLING
- SCHIEBEMUFFE
- MANCHON LONG
- MANGUITO SIN TOPE

MATERIAL: AISI 304L – 1.4307
O-RING: EPDM nero - black - Schwarz - noir - negro

CODE	De mm	L mm	es mm	g			€
183015001UNW	15	82	25	58	20	200	**14,26**
183018001UNW	18	86	25	71	20	200	**14,91**
183022001UNW	22	92	25	91	20	100	**17,28**
183028001UNW	28	101	30	126	10	80	**21,65**
183035001UNW	35	119	30	179	5	50	**27,82**
183042001UNW	42	135	40	248	4	40	**34,67**
183054001UNW	54	158	45	362	2	20	**47,85**

B 10 23

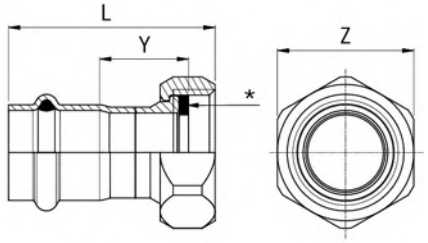

183/002 UNW

MANICOTTO CON DADO FOLLE

- VALVE CONNECTOR
- ANSCHLUSSVERSCHRAUBUNG
- RACCORD ÉCROU LIBRE
- RÁCOR DOS PIEZAS

MATERIAL: AISI 304L – 1.4307
O-RING: EPDM nero - black - Schwarz - noir - negro
GASKET: (*): EPDM nero - black - Schwarz - noir - negro
THREAD: ISO 228/1 (ex DIN 259)

CODE	De x G mm x inch	L mm	Z mm	Y mm	Gasket mm	g			€
183015002UNW	15 x 3/4"	51,5	30	23	24x14 thk 2,5	72	10	250	21,32
183018012UNW	18 x 1/2"	50	27	22,5	18x10 thk 2,5	77	10	250	23,35
183018002UNW	18 x 3/4"	52	30	23,5	24x14 thk 2,5	73	10	250	23,37
183022012UNW	22 x 3/4"	52,5	30	22	24x14 thk 2,5	79	10	200	27,41
183022002UNW	22 x 1"	54,5	36	23,5	30x20 thk 2,5	98	10	200	27,41
183028012UNW	28 x 1"	53,5	36	22,5	30x20 thk 2,5	106	10	150	34,02
183028002UNW	28 x 1"1/4	57,5	46	25	39x27 thk 2,5	153	10	120	34,02
183035002UNW	35 x 1"1/2	63	52	27	44,5x34 thk 2,5	202	4	60	38,59

B 10 23

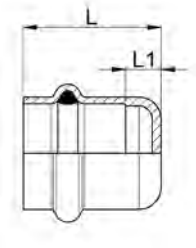

183/003 UNW

TAPPO DI CHIUSURA

- STOP END
- VERSCHLUSSKAPPE
- BOUCHON D'OBTURATION
- TAPÓN

MATERIAL: AISI 304L – 1.4307
O-RING: EPDM nero - black - Schwarz - noir - negro

CODE	De mm	L mm	L1 mm	g			€
183015003UNW	15	30	8	25	20	500	10,21
183018003UNW	18	30	8	30	20	300	10,62
183022003UNW	22	31	8	38	10	200	12,32
183028003UNW	28	32	8	52	10	150	17,02
183035003UNW	35	34	6	68	5	100	20,76
183042003UNW	42	42	6	98	4	80	29,77
183054003UNW	54	46	6	137	4	40	34,76

B 10 23

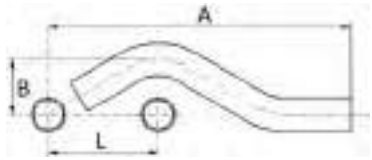

179 NW

"S" DI SCAVALCAMENTO MM

- PIPE BRIDGE
- SPRUNGBOGEN
- "S" DE CHEVAUCHEMENT MALE
- "S" DE SUPERPOSICIÒN MM

MATERIAL: AISI 304L – 1.4307

CODE	De mm	L mm	A mm	B mm	g			€
179015000NW	15	57	158	30	54	10	150	16,06
179018000NW	18	60	166	31	74	10	100	16,73

B 10 23

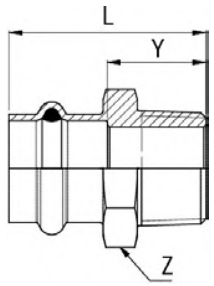

187 UNW

MANICOTTO MISTO FILETTO M

- MALE ADAPTER
- ÜBERGANGSSTÜCK MIT AG
- RACCORD AVEC FILETAGE MALE
- UNIÓN MACHO

MATERIAL: AISI 304L – 1.4307
O-RING: EPDM nero - black - Schwarz - noir - negro
THREAD: EN 10226-1 (ex ISO 7/1)

CODE	De x R mm x inch	L mm	Z mm	Y mm	g			€
187102015UNW	15 x 1/2"	42	24	21	60	20	300	**18,29**
187304015UNW	15 x 3/4"	45	30	24	111	10	200	**18,56**
187102018UNW	18 x 1/2"	42	27	21	62	20	300	**19,89**
187304018UNW	18 x 3/4"	45	30	24	102	20	200	**20,76**
187102022UNW	22 x 1/2"	46	32	24	97	10	200	**21,62**
187304022UNW	22 x 3/4"	46	32	24	94	10	200	**22,39**
187100022UNW	22 x 1"	49	36	27	164	10	100	**26,63**
187304028UNW	28 x 3/4"	48	38	25	126	10	100	**30,50**
187100028UNW	28 x 1"	50	38	27	138	10	100	**34,97**
187114028UNW	28 x 1"1/4	54	46	31	276	10	60	**40,38**
187100035UNW	35 x 1"	54	45	27	182	5	100	**36,84**
187114035UNW	35 x 1"1/4	58	46	31	214	5	50	**42,82**
187112035UNW	35 x 1"1/2	58	50	31	311	4	60	**50,48**
187114042UNW	42 x 1"1/4	65	54	31	279	4	40	**57,36**
187112042UNW	42 x 1"1/2	65	54	31	276	4	40	**62,20**
187112054UNW	54 x 1"1/2	73	67	34	460	4	32	**72,19**
187200054UNW	54 x 2"	78	67	39	449	4	32	**77,34**

B 10 23

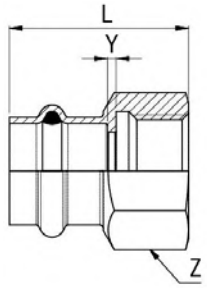

190 UNW

MANICOTTO MISTO FILETTO F

- FEMALE ADAPTER
- ÜBERGANGSSTÜCK MIT IG
- RACCORD AVEC FILETAGE FEMELLE
- UNIÓN HEMBRA

MATERIAL: AISI 304L – 1.4307
O-RING: EPDM nero - black - Schwarz - noir - negro
THREAD: EN 10226-1 (ex ISO 7/1)

CODE	De x Rp mm x inch	L mm	Z mm	Y mm	g			€
190102015UNW	15 x 1/2"	40	27	2	69	20	240	19,69
190304015UNW	15 x 3/4"	41	32	2	84	20	240	20,53
190102018UNW	18 x 1/2"	40	27	2	72	20	240	20,76
190304018UNW	18 x 3/4"	41	32	2	86	10	200	21,73
190102022UNW	22 x 1/2"	40	32	2	106	10	200	22,04
190304022UNW	22 x 3/4"	42	32	2	88	10	150	25,84
190100022UNW	22 x 1"	46	41	2	162	10	100	30,54
190304028UNW	28 x 3/4"	42	38	2	135	10	100	29,61
190100028UNW	28 x 1"	47	41	2	163	10	100	40,56
190114028UNW	28 x 1"1/4	49	46	2	169	10	100	45,02
190100035UNW	35 x 1"	51	46	2	230	5	80	39,00
190114035UNW	35 x 1"1/4	54	46	2	180	5	50	44,27
190114042UNW	42 x 1"1/4	60	55	2	334	4	40	50,05
190112042UNW	42 x 1"1/2	60	55	2	275	4	40	69,02
190112054UNW	54 x 1"1/2	63	67	1	491	4	32	75,16
190200054UNW	54 x 2"	70	67	2	418	4	20	102,78

B 10 23

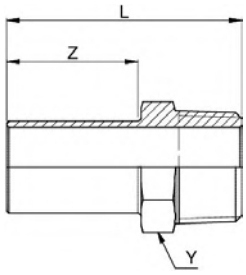

269/M NW

MANICOTTO CON INSERIMENTO FILETTO M

- MALE REDUCTION SOCKET
- ÜBERGANG AUSSENGEWINDE MIT EINSCHUBENDE
- MANCHON DE RÉDUCTION FILETÉ
- ADAPTADOR MACHO

MATERIAL: AISI 304L – 1.4307
THREAD: EN 10226-1 (ex ISO 7/1)

CODE	De x R mm x inch	L mm	Z mm	Y mm	g			€
269102115NW	15 x 1/2"	52	31	22	55	20	300	16,98
269102118NW	18 x 1/2"	52	31	22	50	20	300	18,57
269304122NW	22 x 3/4"	56	32	27	80	10	200	20,91
269100128NW	28 x 1"	64	37	38	145	10	100	28,69

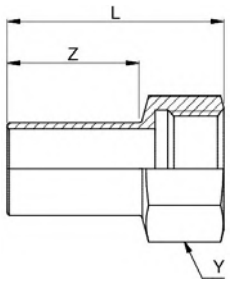

B 10 23

269/F NW

MANICOTTO CON INSERIMENTO FILETTO F

- FEMALE REDUCTION SOCKET
- ÜBERGANG INNENGEWINDE MIT EINSCHUBENDE
- MANCHON DE RÉDUCTION AVEC TARAUDAGE
- ADAPTADOR HEMBRA

MATERIAL: AISI 304L – 1.4307
THREAD: EN 10226-1 (ex ISO 7/1)

CODE	De x Rp mm x inch	L mm	Z mm	Y mm	g			€
269102015NW	15 x 1/2"	52	31	24	55	20	300	18,53
269102018NW	18 x 1/2"	52	31	24	56	20	200	19,50
269102022NW	22 x 1/2"	52	32	24	65	10	200	20,58
269304022NW	22 x 3/4"	52	32	30	70	10	200	24,33
269304028NW	28 x 3/4"	57	37	30	76	10	150	26,27
269100028NW	28 x 1"	57	35	36	104	10	100	39,39

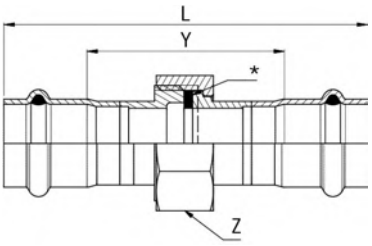

B 10 23

184/001 UNW

BOCCHETTONE SEDE PIANA

- FLAT FACED UNION
- DURCHGANGSVERSCHRAUBUNG MIT PRESSENDEN FLACHDICHTEND
- ÉLÉMENT DE TRANSITION FILTÉ PLAT AVEC MANCHONS DES 2 CÔTES
- RÁCOR 3 PIEZAS PLANO

MATERIAL: AISI 304L – 1.4307
O-RING: EPDM nero - black - Schwarz - noir - negro
GASKET: (*): EPDM nero - black - Schwarz - noir - negro

CODE	De mm	L mm	Y mm	Z mm	Gasket mm	g			€
184015001UNW	15	100	56	34	24x14 thk 2,5	162	10	100	40,43
184018001UNW	18	101	57	39	30x20 thk 2,5	207	10	100	47,86
184022001UNW	22	105	57	39	30x20 thk 2,5	219	10	80	53,67
184028001UNW	28	120	72	58	47,5x37 thk 2,5	498	5	30	69,68
184035001UNW	35	127,5	71,5	67	56x42 thk 2,5	661	4	20	87,94
184042001UNW	42	152	80	77	66x56 thk 2,5	875	2	20	109,00
184054001UNW	54	165,5	83,5	90	79,5x69 thk 2,5	1250	2	10	205,97

B 10 23

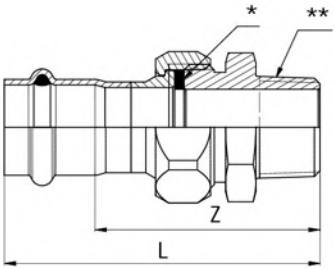

184/002 UNW

BOCCHETTONE SEDE PIANA FILETTO M

- STRAIGHT MALE UNION CONNECTOR
- DURCHGANGSVERSCHRAUBUNG MIT AUSSENGEWINDE
- RACCORD UNION FILETÉ
- RÁCOR 3 PIEZAS ROSCADO MACHO

MATERIAL: AISI 304L – 1.4307
FITTING: (**): ottone - brass - Messing - laiton - latón
O-RING: EPDM nero - black - Schwarz - noir - negro
GASKET: (*): EPDM nero - black - Schwarz - noir - negro
THREAD: EN 10226-1 (ex ISO 7/1)

CODE	De x R mm x inch	L mm	Z mm	Gasket mm	g			€
184015002UNW	15 x 1/2"	78,5	56,5	24x14 thk 2,5	150	2	120	**36,10**
184018002UNW	18 x 1/2"	79	57	24x14 thk 2,5	150	2	120	**41,10**
184022002UNW	22 x 3/4"	83,5	59,5	30x20 thk 2,5	221	2	80	**42,32**
184028002UNW	28 x 1"	91,5	67,5	39x27 thk 2,5	391	2	50	**72,16**
184035002UNW	35 x 1"1/4	101	73	44,5x34 thk 2,5	582	2	30	**92,08**
184042002UNW	42 x 1"1/2	110,5	74,5	50,5x40 thk 2,5	629	2	30	**105,76**
184054002UNW	54 x 2"	123	82	65,5x53,5 thk 2,5	1182	2	16	**181,63**

B 10 23

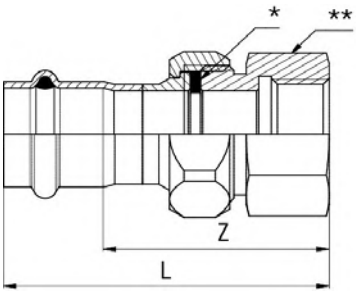

184/003 UNW

BOCCHETTONE SEDE PIANA FILETTO F

- STRAIGHT FEMALE UNION CONNECTOR
- DURCHGANGSVERSCHRAUBUNG MIT INNENGEWINDE
- RACCORD UNION TARAUDÉ
- RÁCOR 3 PIEZAS HEMBRA

MATERIAL: AISI 304L – 1.4307
FITTING: (**): ottone - brass - Messing - laiton - latón
O-RING: EPDM nero - black - Schwarz - noir - negro
GASKET: (*): EPDM nero - black - Schwarz - noir - negro
THREAD: EN 10226-1 (ex ISO 7/1)

CODE	De x Rp mm x inch	L mm	Z mm	Gasket mm	g			€
184015003UNW	15 x 1/2"	73	51	24x14 thk 2,5	155	2	120	**36,10**
184018003UNW	18 x 1/2"	73,5	51,5	24x14 thk 2,5	155	2	120	**43,51**
184022003UNW	22 x 3/4"	78,5	54,5	30x20 thk 2,5	229	2	80	**47,30**
184028003UNW	28 x 1"	84	60	39x27 thk 2,5	438	2	40	**62,24**
184035003UNW	35 x 1"1/4	93	65	44,5x34 thk 2,5	538	2	30	**77,17**
184042003UNW	42 x 1"1/2	102,5	66,5	50,5x40 thk 2,5	597	2	30	**95,86**
184054003UNW	54 x 2"	121	80	65,5x53,5 thk 2,5	1192	2	16	**182,88**

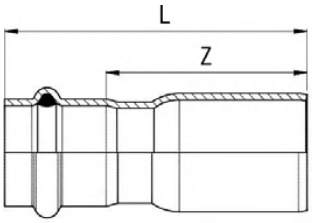

191 UNW

≤54 B 10 23
76÷108 B 10 33

RIDUZIONE MF

- REDUCER
- REDUZIERSTÜCK
- REDUCTION
- REDUCCIÓN MH

MATERIAL: AISI 304L – 1.4307
O-RING: EPDM nero - black - Schwarz - noir - negro

CODE	De mm	L mm	Z mm	g			€
191018015UNW	18 x 15	62,5	40,5	42	20	300	8,93
191022015UNW	22 x 15	78	56	58	20	300	9,79
191022018UNW	22 x 18	68,5	46,5	55	20	300	10,10
191028015UNW	28 x 15	78,5	56,5	66	20	200	12,67
191028018UNW	28 x 18	75	53	69	20	200	11,83
191028022UNW	28 x 22	71,5	47,5	71	20	200	11,77
191035015UNW	35 x 15	89	67	103	10	100	40,53
191035018UNW	35 x 18	89	67	95	10	100	41,04
191035022UNW	35 x 22	85,5	61,5	98	10	100	34,53
191035028UNW	35 x 28	79,5	55,5	101	10	80	26,74
191042022UNW	42 x 22	99,5	75,5	128	4	80	43,55
191042028UNW	42 x 28	103	79	148	4	80	44,51
191042035UNW	42 x 35	95	67	147	4	40	29,00
191054028UNW	54 x 28	110	86	183	4	40	51,04
191054035UNW	54 x 35	113,5	85,5	204	4	40	63,56
191054042UNW	54 x 42	111	75	217	4	32	30,90
191076042UNW	76,1 x 42	155	119	482	4	4	89,35
191076054UNW	76,1 x 54	164	123	539	4	4	91,32
191088054UNW	88,9 x 54	184	146	693	4	4	99,36
191108054UNW	108 x 54	190	149	841	2	2	107,08

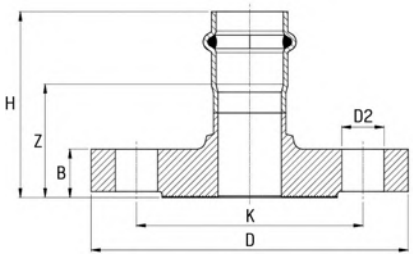

193/000 UNW

B 10 23

MANICOTTO FLANGIATO

- ADAPTOR FLANGE
- ÜBERGANGSFLANSCH
- BRIDE DE RACCORDEMENT
- BRIDA ADAPTADOR

PN 16

MATERIAL: AISI 304L – 1.4307
O-RING: EPDM nero - black - Schwarz - noir - negro

CODE	De mm	DN flg	H mm	Z mm	B mm	D mm	D2 mm	Holes Nr.	K mm	g			€
193022000UNW	22	20	61,5	37,5	16	105	14	4	75	946	2	14	97,83
193028000UNW	28	25	63	39	16	115	14	4	85	1140	2	10	119,60
193035000UNW	35	32	65,5	37,5	16	140	18	4	100	1642	2	6	168,85
193042000UNW	42	40	75	39	16	150	18	4	110	1814	2	6	198,03
193054000UNW	54	50	82,5	41,5	16	165	18	4	125	2467	2	4	244,22

B 10 23

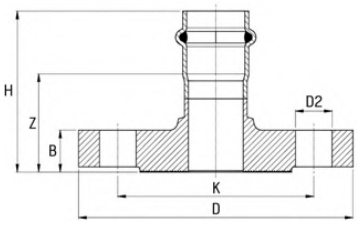

NEW

193/002 UNW

MANICOTTO FLANGIATO

- ADAPTOR FLANGE
- ÜBERGANGSFLANSCH
- BRIDE DE RACCORDEMENT
- BRIDA ADAPTADOR

MATERIAL: AISI 304L – 1.4307
O-RING: EPDM nero - black - Schwarz - noir - negro

PN 6

CODE	De mm	DN flg	H mm	Z mm	B mm	D mm	D2 mm	Holes Nr.	K mm	g			€
193035002UNW	35	32	63,5	35,5	14	120	14	4	90	1064	2	6	**146,22**
193042002UNW	42	40	73	37	14	130	14	4	100	1202	2	6	**171,50**
193054002UNW	54	50	78,5	37,5	14	140	14	4	110	1365	2	4	**211,50**

Certificazioni / Certifications

DVGW	PRODUKTE DER WASSERVERSORGUNG	DW-8511DL0519	Ø 12 – 54 mm
ICIM	RACCORDI A PRESSARE IN RAME E BRONZO / COPPER AND BRASS FITTINGS PRODOTTI E COMPONENTI UTILIZZATI A CONTATTO CON ACQUA POTABILE PRODUCT AND ELEMENTS IN CONTACT WITH DRINKING WATER	ICIM-CAP-009671-04	Ø 12 – 54 mm
	SSYSTÉM TRUBEK A LISOVACÍCH TVAROVEK Z MĚDI PIPES AND PRESS FITTINGS SYSTEMS MADE OF COPPER	202/C5/2023/B-00510-23	Ø 12 – 54 mm
CSTBat QB	SYSTÈME DE CANALISATIONS MÉTALLIQUES	79-2330_V1	Ø 12 – 54 mm
ACS	ATTESTATION DE CONFORMITE SANITAIRE – SYSTÈME AESPRES UNIKO	23 ACC LY 158	Ø 12 – 54 mm
INŠTITUT ZA VARILSTVO	STISLJIVI SPOJNI ELEMENTI ZA STROJNE INSTALACIJE	C2572/23	Ø 12 – 54 mm
ÉMI	TUZVEDELMI MEGFELELŐSÉGÉRŐL	TMI - 3/2025	Ø 12 – 54 mm
	PRESSKOPPLINGAR TILLVERKADE AV KOPPAR	C901193	Ø 12 – 54 mm

Campi di applicazione / Fields of application

AES PRES UNIKO®

- **Acqua potabile**
  Potable water
- **Riscaldamento**
  Heating
- **Raffrescamento**
  Cooling
- **Solare termico con O-Ring FKM**
  Solar thermal with FKM O-Ring
- **Aria compressa**
  Compressed Air
- **Antincendio**
  Fire protection systems

AES PRES UNIKO® **O-ring EPDM**

Nero | Black | Schwarz | Noir | Negro



SCOPRI LA GAMMA
AES PRES UNIKO®
DISCOVER THE RANGE

FOCUS ON

TUBO RAME PER AESPRES - AESPRES GAS / *AESPRES - AESPRES GAS COPPER PIPING*

Le tubazioni per impianti acqua e gas in rame, devono essere rispondenti alla norma UNI EN 1057:2010.
Rame e leghe di rame - Tubi rotondi di rame senza saldatura per acqua e gas nelle applicazioni sanitarie e di riscaldamento.
Piping for copper water and gas installation should comply with the standard EN 1057:2010, "Copper and copper alloys - Round tubes in copper without welding for water and gas in health-care and heating applications".

TABELLA 4: CARATTERISTICHE DEI TUBI DI RAME - EN 1057

Classe di resistenza *Resistance class*	Stato di fornitura	*Delivery condition*	ø (mm)
R220	Ricotto - Rotoli	*Annealed - Roll*	12 ÷ 22
R250	Semiduro - Barre	*Semi-hard - Bar*	12 ÷ 28
R290	Duro - Barre	*Hard - Bar*	12 ÷ 54

Classe di resistenza *Resistance class*	Resistenza minima alla trazione *Minimum traction resistance* Rm (MPa)	Allungamento minimo alla rottura *Minimum breaking elongation* (%)
R220	220	40
R250	250	20
R290	290	3

Le dimensioni dei tubi utilizzabili con i sistemi a pressare **Aespres** ed **Aespres Gas** sono esposte nella tabella sottostante.
*Tube sizes to be used with **Aespres** and **Aespres Gas** press fittings are included in the annexted table.*

DIMENSIONI DEI TUBI DI RAME - EN 1057 / DVGW GW 392
AESPRES PIPES DIMENSIONS AND CHARACTERISTICS - EN 1057 / DVGW GW 392

ø ESTERNO x SP. EXTERNAL ø x THK. mm	DN	ø INTERNO INTERNAL ø mm	MASSA MASS kg/m	CONTENUTO D'ACQUA WATER VOLUME l/m	STATO FORNITURA SUPPLIED CONDITION
12x1	10	10	0,309	0,079	Rotolo / Roll 25/50 m (R220) o / or Barra / Bar 5 m (R250 - R290)
14x1	12	12	0,366	0,113	
15x1	12	13	0,393	0,133	
16x1	14	14	0,422	0,154	
18x1	15	16	0,477	0,201	
22x1	20	20	0,589	0,314	
28x1,5	25	25	1,115	0,491	Barra / Bar 5 m (R250 - R290)
35x1,5	32	32	1,410	0,804	Barra / Bar 5 m (R290)
42x1,5	40	39	1,704	1,194	
54x2	50	50	2,918	1,963	

B 70 77

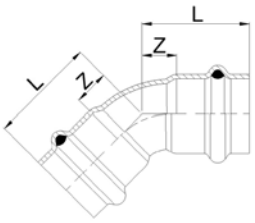

681/450 U

CURVA 45° FF

- 45° ELBOW FF
- BOGEN 45° II
- COUDE FF 45°
- CURVA 45° HH

MATERIAL: Cu-DHP99,9 - CW024A
O-RING: EPDM nero - black - Schwarz - noir - negro

CODE	De mm	L mm	Z mm	g			€
681012450U	12	24,5	6	29	10*	400	8,12
681014450U	14	27,5	5,5	37	10*	300	10,93
681015450U	15	29	7	40	10*	300	8,12
681016450U	16	28	6	42	10*	300	11,72
681018450U	18	30,5	8,5	49	10*	300	8,51
681022450U	22	34	10	70	10*	100	10,55
681028450U	28	36	12	93	5*	100	33,18
681035450U	35	41	15	132	5*	60	47,75
681042450U	42	53	17	211	2*	40	77,55
681054450U	54	62	21	305	2*	20	108,60

(*) unità minima di vendita / minimum selling quantity

B 70 77

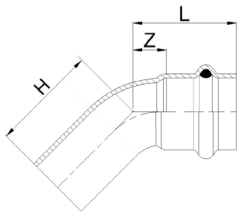

681/451 U

CURVA 45° MF

- 45° ELBOW MF
- BOGEN 45° IA
- COUDE MF 45°
- CURVA 45° HM

MATERIAL: Cu-DHP99,9 - CW024A
O-RING: EPDM nero - black - Schwarz - noir - negro

CODE	De mm	L mm	H mm	Z mm	g			€
681012451U	12	24,5	31	6	27	10*	400	6,58
681014451U	14	27	33	5	33	10*	300	10,58
681015451U	15	29	31	7	35	10*	300	6,71
681016451U	16	28	33	6	38	10*	300	11,61
681018451U	18	30,5	32,5	8,5	44	10*	300	8,66
681022451U	22	34	35	10	63	10*	100	9,70
681028451U	28	36	45	12	88	5*	100	32,86
681035451U	35	41	45,5	15	127	5*	60	46,04
681042451U	42	53	63,5	17	208	2*	40	72,21
681054451U	54	62	73,5	21	306	2*	20	107,16

(*) unità minima di vendita / minimum selling quantity

B 70 77

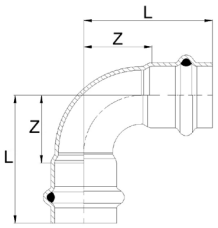

681/900 U

CURVA 90° FF

- 90° ELBOW FF
- BOGEN 90° II
- COUDE FF 90°
- CURVA 90° HH

MATERIAL: Cu-DHP99,9 - CW024A
O-RING: EPDM nero - black - Schwarz - noir - negro

CODE	De mm	L mm	Z mm	g			€
681012900U	12	33	14,5	34	10*	400	7,44
681014900U	14	36	14	43	10*	300	11,84
681015900U	15	38	16	46	10*	300	7,44
681016900U	16	37	15	48	10*	300	12,63
681018900U	18	40	18	56	10*	200	9,70
681022900U	22	49	26	87	10*	100	12,16
681028900U	28	55	31	122	5*	50	25,43
681035900U	35	61	35	169	5*	50	50,73
681042900U	42	78	42	267	2*	30	96,70
681054900U	54	95	54	401	2*	16	130,64

(*) unità minima di vendita / minimum selling quantity

B 70 77

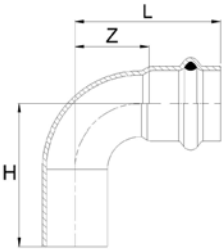

681/901 U

CURVA 90° MF

- 90° ELBOW MF
- BOGEN 90° IA
- COUDE MF 90°
- CURVA 90° HM

MATERIAL: Cu-DHP99,9 - CW024A
O-RING: EPDM nero - black - Schwarz - noir - negro

CODE	De mm	L mm	H mm	Z mm	g			€
681012901U	12	33	43,5	14,5	33	10*	400	6,94
681014901U	14	36	40	14	38	10*	300	11,38
681015901U	15	38	40	16	41	10*	300	6,94
681016901U	16	37	41	15	44	10*	300	12,52
681018901U	18	40	43	18	52	10*	200	9,53
681022901U	22	49	48	26	79	10*	100	12,40
681028901U	28	55	57	31	114	5*	50	27,86
681035901U	35	61	66	35	164	5*	50	50,07
681042901U	42	78	88	42	264	2*	30	98,86
681054901U	54	95	108	54	400	2*	16	132,20

(*) unità minima di vendita / minimum selling quantity

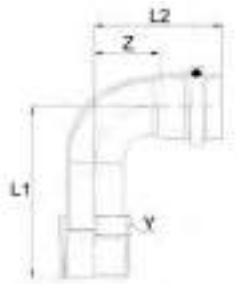

B 70 77

697 U

CURVA FILETTATA 90° FILETTO M

- 90° ELBOW MALE BSP
- BOGEN 90° MIT AG
- COUDE 90° AVEC FILETAGE M
- CODO A 90° MH

MATERIAL: Cu-DHP99,9 - CW024A
O-RING: EPDM nero - black - Schwarz - noir - negro
THREAD: EN 10226-1 (ex ISO 7/1)

CODE	De x R mm x inch	L1 mm	L2 mm	Z mm	Y mm	g			€
697308012U	12 x 3/8"	39	33	14,5	17	43	10*	150	36,41
697102012U	12 x 1/2"	42	33	14,5	21,5	63	10*	150	36,61
697308015U	15 x 3/8"	47	38	16	19	55	10*	150	54,45
697102015U	15 x 1/2"	52	38	16	21,5	75	10*	150	36,61
697102018U	18 x 1/2"	55	40	18	21,5	83	10*	150	58,07
697304018U	18 x 3/4"	57	40	18	27	102	10*	100	56,75
697304022U	22 x 3/4"	66	49	26	27	125	10*	100	59,10
697100028U	28 x 1"	77	55	31	34	196	5*	50	88,40
697114035U	35 x 1"1/4	91	61	35	43	301	5*	40	117,49
697112042U	42 x 1"1/2	99	78	42	50	408	2*	30	160,41
697200054U	54 x 2"	116	95	54	65	650	2*	20	226,96

(*) unità minima di vendita / minimum selling quantity

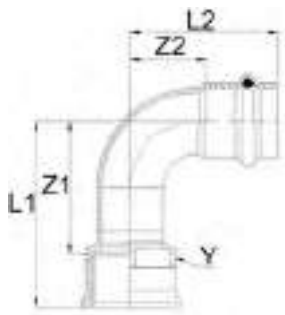

B 70 77

698 U

CURVA FILETTATA 90° FILETTO F

- 90° ELBOW FEMALE BSP
- BOGEN 90° MIT IG
- COUDE 90° AVEC FILETAGE F
- CODO A 90° HH

MATERIAL: Cu-DHP99,9 - CW024A
O-RING: EPDM nero - black - Schwarz - noir - negro
THREAD: EN 10226-1 (ex ISO 7/1)

CODE	De x Rp mm x inch	L1 mm	L2 mm	Z1 mm	Z2 mm	Y mm	g			€
698308012U	12 x 3/8"	38	33	25	14,5	19,5	46	10*	100	22,59
698102012U	12 x 1/2"	40	33	24	14,5	19,5	61	10*	100	22,59
698308015U	15 x 3/8"	44	38	32	16	21,5	62	10*	100	53,02
698102015U	15 x 1/2"	50	38	34	16	24	74	10*	100	22,59
698304015U	15 x 3/4"	51	38	34	16	30	96	10*	100	52,10
698102018U	18 x 1/2"	53	40	37	18	24	82	10*	100	50,72
698304018U	18 x 3/4"	54	40	37	18	30	103	10*	100	56,31
698102022U	22 x 1/2"	59	49	43	26	27	124	10*	100	60,60
698304022U	22 x 3/4"	63	49	46	26	30	130	10*	100	35,74
698100022U	22 x 1"	67	49	47	26	37,5	173	10*	50	56,75
698304028U	28 x 3/4"	67	55	50	31	34	184	5*	50	63,55
698100028U	28 x 1"	72	55	52	31	37,5	195	5*	50	65,13
698114035U	35 x 1"1/4	88	61	66	35	46	288	5*	40	107,31
698112042U	42 x 1"1/2	94	78	72	42	53	403	2*	20	138,38
698200054U	54 x 2"	110	95	84	54	65	588	2*	10	219,68

(*) unità minima di vendita / minimum selling quantity

B 70 77

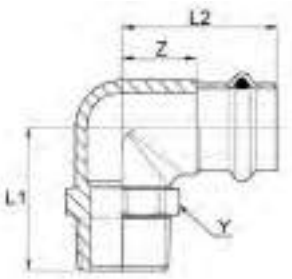

697/B U

GOMITO MISTO 90° FILETTO M

- ELBOW ADAPTER 90° WITH MALE THREAD
- ÜBERGANGSWINKEL 90° AG
- EQUERRE 90° AVEC FILETAGE M
- CODO MACHO

MATERIAL: CuZn21Si3P - CW724R
O-RING: EPDM nero - black - Schwarz - noir - negro
THREAD: EN 10226-1 (ex ISO 7/1)

CODE	De x R mm x inch	L1 mm	L2 mm	Z mm	Y mm	g			€
697308012BU	12 x 3/8"	31	31	12,5	20	68	10*	200	**34,59**
697102012BU	12 x 1/2"	37	37	18,5	24	106	10*	150	**34,79**
697102014BU**	14 x 1/2"	34	39	17	20	83	10*	150	**34,79**
697308015BU	15 x 3/8"	35	40	18	22	95	10*	150	**51,72**
697102015BU	15 x 1/2"	35	39	17	24	106	10*	150	**34,79**
697102016BU**	16 x 1/2"	34	39	17	20	87	10	120	**55,17**
697102018BU	18 x 1/2"	42	42	20	24	130	10*	120	**55,17**
697304018BU	18 x 3/4"	41	46	24	30	163	10*	100	**53,92**
697304022BU	22 x 3/4"	41	44	21	30	182	10*	80	**56,13**
697100028BU	28 x 1"	58	58	34	36	378	5*	50	**83,97**
697114035BU	35 x 1"1/4	58	58	32	45	465	5*	40	**111,62**
697112042BU	42 x 1"1/2	65	65	29	50	582	2*	24	**152,39**
697200054BU	54 x 2"	80	83	42	65	1173	2*	16	**215,63**

(*) unità minima di vendita / minimum selling quantity
(**) Material: CuSn5Zn5Pb2-C - CC499K

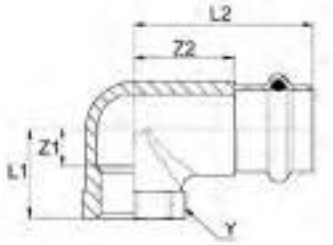

B 70 77

698/B U

GOMITO MISTO 90° FILETTO F

- ELBOW ADAPTER 90° WITH FEMALE THREAD
- ÜBERGANGSWINKEL 90° IG
- EQUERRE 90° AVEC FILETAGE F
- CODO HEMBRA

MATERIAL: CuZn21Si3P - CW724R
O-RING: EPDM nero - black - Schwarz - noir - negro
THREAD: EN 10226-1 (ex ISO 7/1)

CODE	De x Rp mm x inch	L1 mm	L2 mm	Z1 mm	Z2 mm	Y mm	g			€
698308012BU	12 x 3/8"	17	38	12	19,5	24	71	10*	200	21,46
698102012BU	12 x 1/2"	20	40	14	21,5	28	93	10*	150	21,46
698102014BU**	14 x 1/2"	21,5	42	8	20	26	84	10*	150	26,14
698308015BU	15 x 3/8"	19	46	12	24	24	92	10*	150	50,36
698102015BU	15 x 1/2"	22	44	15	22	28	108	10*	150	21,46
698304015BU	15 x 3/4"	25	50	18	28	34	149	10*	100	49,49
698102016BU**	16 x 1/2"	22	44	8,5	22	26	88	10*	150	48,18
698102018BU	18 x 1/2"	22	46	14	24	28	117	10*	150	48,18
698304018BU	18 x 3/4"	24	50	18	28	34	154	10*	100	53,49
698102022BU	22 x 1/2"	26	52	15	29	28	159	10*	100	57,57
698304022BU	22 x 3/4"	27	52	18	29	34	187	10*	100	33,94
698100022BU	22 x 1"	29	59	20	36	43	280	10*	50	53,92
698304028BU	28 x 3/4"	27	58	17	34	34	224	5*	50	60,38
698100028BU	28 x 1"	33	59	20	35	43	321	5*	50	61,87
698114035BU	35 x 1"1/4	39	66	24	40	52	492	5*	40	101,94
698112042BU	42 x 1"1/2	43	77	24	41	57	596	2*	30	131,47
698200054BU	54 x 2"	55	97	30	56	72	1192	2*	16	208,69

(*) unità minima di vendita / minimum selling quantity
(**) Material: CuSn5Zn5Pb2-C - CC499K

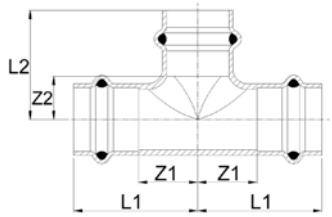

B 70 77

682 U

"T"

- EQUAL TEE
- T-STÜCK
- TÉ ÉGAL
- TE IGUAL HHH

MATERIAL: Cu-DHP99,9 - CW024A
O-RING: EPDM nero - black - Schwarz - noir - negro

CODE	De mm	L1 mm	L2 mm	Z1 mm	Z2 mm	g			€
682012000U	12	31	31	12,5	12,5	57	10*	200	11,10
682014000U	14	35	33	13	11	70	10*	200	20,57
682015000U	15	40	33	18	11	81	10*	200	11,10
682016000U	16	36	33,5	14	11,5	79	10*	150	21,82
682018000U	18	42	35	20	13	99	10*	100	15,11
682022000U	22	44	38	21	15	131	10*	80	19,44
682028000U	28	48	43	24	19	180	5*	50	35,15
682035000U	35	52	48	26	22	240	5*	30	59,50
682042000U	42	65	65	29	29	376	2*	20	115,52
682054000U	54	75	75	34	34	579	2*	12	142,83

(*) unità minima di vendita / minimum selling quantity

B 70 77

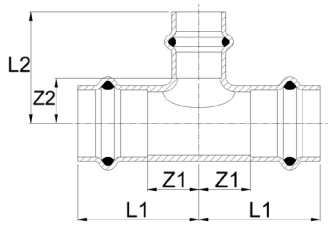

692 U

"T" RIDOTTO

- REDUCING TEE
- T-STÜCK MIT REDUZIERTEM ABGANG
- TÉ RÉDUIT
- TE REDUCIDA HHH

MATERIAL: Cu-DHP99,9 - CW024A
O-RING: EPDM nero - black - Schwarz - noir - negro

CODE	De mm	L1 mm	L2 mm	Z1 mm	Z2 mm	g			€
692014012U	14 x 12 x 14	35	29,5	13	11,5	66	10*	200	**22,04**
692015012U	15 x 12 x 15	38,5	31,5	16,5	13	76	10*	200	**12,86**
692016014U	16 x 14 x 16	36	33,5	14	11,5	78	10*	150	**26,24**
692018012U	18 x 12 x 18	38,5	33	16,5	14,5	86	10*	100	**14,27**
692018014U	18 x 14 x 18	38	33,5	16	11,5	87	10*	100	**31,01**
692018015U	18 x 15 x 18	40	35	18	13	92	10*	100	**13,73**
692018016U	18 x 16 x 18	38	33,5	16	11,5	103	10*	100	**30,90**
692022012U	22 x 12 x 22	39,5	35	15,5	16,5	108	10*	80	**17,06**
692022014U	22 x 14 x 22	40	37	17	15	111	10*	80	**33,29**
692022015U	22 x 15 x 22	40	37	17	15	112	10*	80	**16,43**
692022016U	22 x 16 x 22	40	37	17	15	113	10*	80	**36,57**
692022018U	22 x 18 x 22	42	37	19	15	119	10*	80	**21,00**
692028015U	28 x 15 x 28	40	44	16	22	140	5*	50	**40,02**
692028018U	28 x 18 x 28	42	44	18	22	149	5*	50	**55,35**
692028022U	28 x 22 x 28	44	42	20	19	159	5*	50	**39,93**
692035015U	35 x 15 x 35	44	48	18	26	185	5*	30	**58,90**
692035018U	35 x 18 x 35	44	48	18	26	188	5*	30	**62,33**
692035022U	35 x 22 x 35	46	49	20	26	202	5*	30	**54,06**
692035028U	35 x 28 x 35	48	46	22	22	213	5*	30	**56,95**
692042022U	42 x 22 x 42	53	55	17	32	270	2*	20	**103,29**
692042028U	42 x 28 x 42	55	56	19	32	287	2*	20	**104,85**
692042035U	42 x 35 x 42	58	55	22	29	310	2*	20	**108,60**
692054022U	54 x 22 x 54	60	61	19	38	368	2*	12	**162,12**
692054028U	54 x 28 x 54	62	62	21	38	387	2*	12	**167,14**
692054035U	54 x 35 x 54	66	64	25	38	423	2*	12	**173,46**
692054042U	54 x 42 x 54	69	71	28	35	509	2*	12	**129,79**

(*) unità minima di vendita / minimum selling quantity

B 70 77

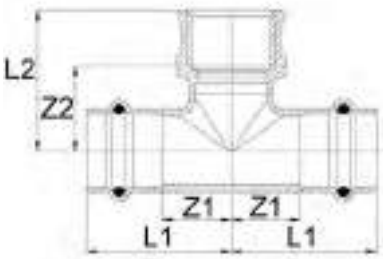

689 U

"T" CON DERIVAZIONE FILETTO F

- BRANCH TEE FEMALE BSP OUTLET
- T-STÜCK MIT ABGANG IG
- TÉ MIXTE AVEC FILETAGE F
- TE HEMBRA ROSCADA

MATERIAL: Cu-DHP99,9 - CW024A
O-RING: EPDM nero - black - Schwarz - noir - negro
THREAD: EN 10226-1 (ex ISO 7/1)

CODE	De x Rp x De mm x inch x mm	L1 mm	L2 mm	Z1 mm	Z2 mm	g			€
689102012U	12 x 1/2" x 12	31	37,5	12,5	21,5	83	10*	100	37,48
689308015U	15 x 3/8" x 15	40	33	18	21	94	10*	100	64,02
689102015U	15 x 1/2" x 15	40	39	18	23	105	10*	100	36,56
689102018U	18 x 1/2" x 18	40	40,5	18	24,5	116	10*	100	63,50
689102022U	22 x 1/2" x 22	44	39,5	21	23,5	161	10*	100	51,28
689304022U	22 x 3/4" x 22	44	43,5	21	26,5	169	10*	50	73,53
689102028U	28 x 1/2" x 28	44	42,5	20	26,5	188	5*	50	64,28
689304028U	28 x 3/4" x 28	44	46,5	20	29,5	196	5*	50	83,21
689100028U	28 x 1" x 28	48	50	24	30	245	5*	50	86,62
689102035U	35 x 1/2" x 35	46	47	20	31	229	5*	50	89,59
689102042U	42 x 1/2" x 42	53	51	17	35	295	2*	20	108,66
689102054U	54 x 1/2" x 54	60	58	19	42	392	2*	14	129,48

(*) unità minima di vendita / minimum selling quantity

B 70 77

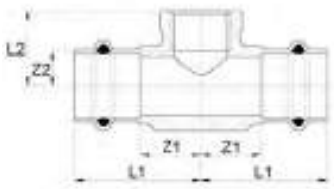

689/B U

"T" CON DERIVAZIONE FILETTO F

- BRANCH TEE FEMALE BSP OUTLET
- T-STÜCK MIT ABGANG IG
- TÉ MIXTE AVEC FILETAGE F
- TE HEMBRA ROSCADA

MATERIAL: CuZn21Si3P - CW724R
O-RING: EPDM nero - black - Schwarz - noir - negro
THREAD: EN 10226-1 (ex ISO 7/1)

CODE	De x Rp x De mm x inch x mm	L1 mm	L2 mm	Z1 mm	Z2 mm	g			€
689308015BU	15 x 3/8" x 15	43,5	22,5	21,5	10,5	123	10*	100	60,81
689102015BU	15 x 1/2" x 15	43,5	22,5	21,5	8,5	137	10*	100	34,72
689102016BU**	16 x 1/2" x 16	40,5	22	18,5	10	115	10*	100	60,34
689102018BU	18 x 1/2" x 18	44	24	22	10	157	10*	100	60,34
689102022BU	22 x 1/2" x 22	45	26	22	12	183	10*	100	48,71
689304022BU	22 x 3/4" x 22	48	30	25	14	213	10*	50	69,85
689102028BU	28 x 1/2" x 28	47,5	29	23,5	15	233	5*	50	61,06
689304028BU	28 x 3/4" x 28	50	30	26	14	254	5*	50	79,06
689100028BU	28 x 1" x 28	54	34	30	16	322	5*	50	82,29
689102035BU	35 x 1/2" x 35	50,5	34	24,5	19	315	5*	50	85,09
689102042BU	42 x 1/2" x 42	63	38	27	23	461	2*	20	103,24
689102054BU	54 x 1/2" x 54	74	44	33	30	671	2*	14	123,00

(*) unità minima di vendita / minimum selling quantity
(**) Material: CuSn5Zn5Pb2-C - CC499K

B 70 77

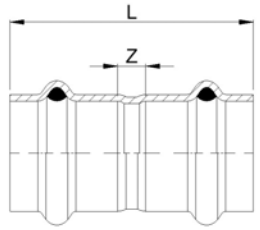

683/000 U

MANICOTTO

- COUPLING
- MUFFE
- MANCHON
- MANGUITO HH

MATERIAL: Cu-DHP99,9 - CW024A
O-RING: EPDM nero - black - Schwarz - noir - negro

CODE	De mm	L mm	Z mm	g			€
683012000U	12	41	4	26	10*	400	6,94
683014000U	14	46	2	33	10*	400	8,54
683015000U	15	49	5	36	10*	400	6,94
683016000U	16	46	2	36	10*	300	9,22
683018000U	18	49,5	5,5	42	10*	300	8,83
683022000U	22	52	6	57	10*	200	10,42
683028000U	28	55	7	76	5*	150	20,02
683035000U	35	59	7	102	5*	100	24,86
683042000U	42	80	8	170	2*	40	46,77
683054000U	54	90	8	236	2*	24	58,78

(*) unità minima di vendita / minimum selling quantity

B 70 77

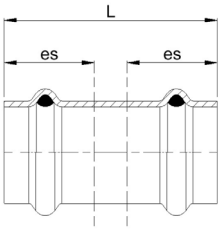

683/001 U

MANICOTTO PASSANTE

- SLIP COUPLING
- SCHIEBEMUFFE
- MANCHON LONG
- MANGUITO SIN TOPE

MATERIAL: Cu-DHP99,9 - CW024A
O-RING: EPDM nero - black - Schwarz - noir - negro

CODE	De mm	L mm	es mm	g			€
683012001U	12	41	19	26	10*	200	8,12
683014001U	14	46	22	33	10*	200	9,00
683015001U	15	49	22	36	10*	200	7,57
683016001U	16	46	22	36	10*	200	10,02
683018001U	18	49,5	22	42	10*	200	8,97
683022001U	22	52	23	57	10*	200	10,55
683028001U	28	55	24	76	5*	80	19,44
683035001U	35	59	26	102	5*	50	25,34
683042001U	42	80	36	170	2*	40	46,04
683054001U	54	90	41	236	2*	20	59,50

(*) unità minima di vendita / minimum selling quantity

B 70 77

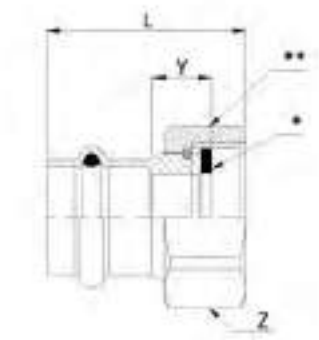

683/002 U

MANICOTTO CON DADO FOLLE

- VALVE CONNECTOR
- ANSCHLUSSVERSCHRAUBUNG
- RACCORD ÉCROU LIBRE
- RÁCOR DOS PIEZAS

MATERIAL: Cu-DHP99,9 - CW024A
FITTING: (**): ottone - brass - Messing - laiton - latón
O-RING: EPDM nero - black - Schwarz - noir - negro
GASKET: (*): EPDM nero - black - Schwarz - noir - negro
THREAD: ISO 228/1 (ex DIN 259)

CODE	De x G mm x inch	L mm	Z mm	Y mm	Gasket mm	g			€
683012022U	12 x 3/8"	40,8	21	18,5	14,5x10 thk 2,5	39	10*	250	**22,53**
683012012U	12x 1/2"	44,1	24	20,5	18x10 thk 2,5	49	10*	250	**22,53**
683014022U	14 x 3/8"	44,8	21	18,5	14,5x10 thk 2,5	44	10*	250	**22,53**
683014012U	14 x 1/2"	48,1	24	20,5	18x13 thk 2,5	53	10*	250	**22,53**
683014002U	14 x 3/4"	50,5	30	21,5	24x14 thk 2,5	76	10*	250	**27,08**
683015012U	15 x 1/2"	49	25	21,5	18x10 thk 2,5	72	10*	250	**22,53**
683015002U	15 x 3/4"	39	30	11,5	24x14 thk 2,5	81	10*	250	**20,20**
683016012U	16 x 1/2"	48,1	24	20,5	18x13 thk 2,5	55	10*	250	**27,08**
683016002U	16 x 3/4"	50,5	30	21,5	24x14 thk 2,5	78	10*	250	**27,08**
683018002U	18 x 3/4"	40	30	12,5	24x14 thk 2,5	86	10*	250	**20,78**
683022012U	22 x 3/4"	53	30	24,5	24x14 thk 2,5	121	10*	200	**27,08**
683022002U	22 x 1"	44	36	13,5	30x20 thk 2,5	122	10*	200	**20,46**
683028012U	28 x 1"	58	36	26,5	30x20 thk 2,5	166	5*	150	**33,22**
683028002U	28 x 1"1/4	47	46	15	39x27 thk 2,5	186	5*	120	**34,26**
683028022U	28 x 1"1/2	47	55	14	44,5x30 thk 2,5	285	5*	120	**38,29**
683035012U	35 x 1"1/4	64	46	30,5	39x27 thk 2,5	267	5*	60	**39,27**
683035002U	35 x 1"1/2	52	55	17,5	44,5x30 thk 2,5	311	5*	60	**40,08**
683042022U	42 x 1"1/2	76	55	31,5	44,5x30 thk 2,5	435	2*	30	**79,91**
683042002U	42 x 2"	61	65	12,5	56x42 thk 2,5	367	2*	30	**94,07**
683054022U	54 x 2"	91,5	65	38,5	56x42 thk 2,5	578	2*	20	**122,19**
683054002U	54 x 2"1/2	72,5	82	17	71,5x53 thk 3	647	2*	20	**126,37**

(*) unità minima di vendita / minimum selling quantity

B 70 77

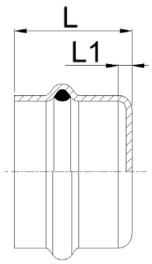

683/003 U

TAPPO DI CHIUSURA

- STOP END
- VERSCHLUSSKAPPE
- BOUCHON D'OBTURATION
- TAPÓN

MATERIAL: Cu-DHP99,9 - CW024A
O-RING: EPDM nero - black - Schwarz - noir - negro

CODE	De mm	L mm	L1 mm	g			€
683012003U	12	22	5	14	10*	500	**13,86**
683014003U	14	24,8	2,8	19	10*	500	**14,53**
683015003U	15	25,5	3,5	20	10*	500	**14,53**
683016003U	16	25,3	3,3	21	10*	300	**19,13**
683018003U	18	25,5	3,5	23	10*	300	**19,13**
683022003U	22	26,5	3,5	33	10*	200	**25,11**
683028003U	28	27,5	3,5	45	5*	150	**38,85**
683035003U	35	30	4	62	5*	100	**42,38**
683042003U	42	40	4	101	2*	80	**65,39**
683054003U	54	46	5	145	2*	40	**79,81**

(*) unità minima di vendita / minimum selling quantity

B 70 77

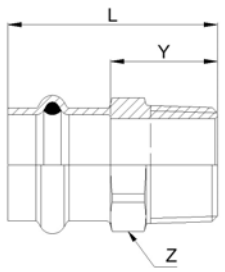

687 U

MANICOTTO MISTO FILETTO M

- MALE ADAPTER
- ÜBERGANGSSTÜCK MIT AG
- RACCORD AVEC FILETAGE MALE
- UNIÓN MACHO

MATERIAL: Cu-DHP99,9 - CW024A
O-RING: EPDM nero - black - Schwarz - noir - negro
THREAD: EN 10226-1 (ex ISO 7/1)

CODE	De x R mm x inch	L mm	Z mm	Y mm	g			€
687308012U	12 x 3/8"	37,5	17	19	34	10*	300	11,34
687102012U	12 x 1/2"	40,5	21,5	22	52	10*	300	8,18
687308015U	15 x 3/8"	40	19	18	37	10*	300	12,60
687102015U	15 x 1/2"	44	22	22	54	10*	300	8,18
687304015U	15 x 3/4"	46	27	24	70	10*	200	16,70
687102018U	18 x 1/2"	44	22	22	57	10*	300	10,41
687304018U	18 x 3/4"	46	27	24	72	10*	200	11,90
687102022U	22 x 1/2"	45	27	22	79	10*	200	17,17
687304022U	22 x 3/4"	47	27	24	77	10*	200	15,42
687100022U	22 x 1"	52	34	29	126	10*	100	20,73
687304028U	28 x 3/4"	48	34	24	107	5*	100	47,11
687100028U	28 x 1"	53	34	29	127	5*	100	28,79
687114028U	28 x 1"1/4	55	43	31	187	5*	60	59,34
687100035U	35 x 1"	56	40	29	162	5*	100	65,60
687114035U	35 x 1"1/4	57	43	31	188	5*	50	62,91
687112035U	35 x 1"1/2	57	49	31	233	5*	50	68,10
687114042U	42 x 1"1/4	67	49	31	256	2*	40	85,57
687112042U	42 x 1"1/2	68	49	32	252	2*	40	88,18
687112054U	54 x 1"1/2	73	61	32	370	2*	32	148,68
687200054U	54 x 2"	78	61	37	372	2*	32	170,09

(*) unità minima di vendita / minimum selling quantity

B 70 77

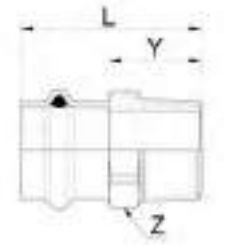

687/B U

MANICOTTO MISTO FILETTO M

- MALE ADAPTER
- ÜBERGANGSSTÜCK MIT AG
- RACCORD AVEC FILETAGE MALE
- UNIÓN MACHO

MATERIAL: CuZn21Si3P - CW724R
O-RING: EPDM nero - black - Schwarz - noir - negro
THREAD: EN 10226-1 (ex ISO 7/1)

CODE	De x R mm x inch	L mm	Z mm	Y mm	g			€
687308014BU**	14 x 3/8"	38,5	19	16,5	37	10*	300	15,01
687102014BU**	14 x 1/2"	41,5	21	19,5	48	10*	300	12,52
687308015BU	15 x 3/8"	40	19	18	37	10*	300	11,97
687102015BU	15 x 1/2"	44	21,5	22	54	10*	300	7,77
687304015BU	15 x 3/4"	46	27	24	70	10*	200	15,87
687102016BU**	16 x 1/2"	41,5	21	19,5	48	10*	300	15,81
687304016BU**	16 x 3/4"	43	27	21	68	10*	200	18,41
687102018BU	18 x 1/2"	44	21,5	22	56	10*	300	9,90

(*) unità minima di vendita / minimum selling quantity
(**) Material: CuSn5Zn5Pb2-C - CC499K

B 70 77

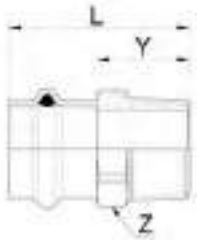

687/B U

MANICOTTO MISTO FILETTO M

- MALE ADAPTER
- ÜBERGANGSSTÜCK MIT AG
- RACCORD AVEC FILETAGE MALE
- UNIÓN MACHO

MATERIAL: CuZn21Si3P - CW724R
O-RING: EPDM nero - black - Schwarz - noir - negro
THREAD: EN 10226-1 (ex ISO 7/1)

CODE	De x R mm x inch	L mm	Z mm	Y mm	g			€
687304018BU	18 x 3/4"	46	27	24	71	10*	200	**11,30**
687102022BU	22 x 1/2"	45	27	22	77	10*	200	**16,32**
687304022BU	22 x 3/4"	47	27	24	75	10*	200	**14,67**
687100022BU	22 x 1"	52	34	29	124	10*	100	**19,70**
687304028BU	28 x 3/4"	48	34	24	104	5*	100	**44,77**
687100028BU	28 x 1"	53	34	29	124	5*	100	**27,35**
687114028BU	28 x 1"1/4	55	43	31	184	5*	60	**56,38**
687100035BU	35 x 1"	55	40	29	160	5*	100	**62,32**
687114035BU	35 x 1"1/4	57	43	31	186	5*	50	**59,77**
687112035BU	35 x 1"1/2	57	49	31	231	5*	50	**64,70**
687114042BU	42 x 1"1/4	67	49	31	254	2*	40	**81,30**
687112042BU	42 x 1"1/2	68	49	32	249	2*	40	**83,78**
687112054BU	54 x 1"1/2	73	61	32	369	2*	32	**141,25**
687200054BU	54 x 2"	78	61	37	367	2*	32	**161,59**

(*) unità minima di vendita / minimum selling quantity
(**) Material: CuSn5Zn5Pb2-C - CC499K

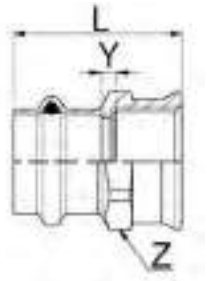

B 70 77

690 U

MANICOTTO MISTO FILETTO F

- FEMALE ADAPTER
- ÜBERGANGSSTÜCK MIT IG
- RACCORD AVEC FILETAGE FEMELLE
- UNIÓN HEMBRA

MATERIAL: Cu-DHP99,9 - CW024A
O-RING: EPDM nero - black - Schwarz - noir - negro
THREAD: EN 10226-1 (ex ISO 7/1)

CODE	De x Rp mm x inch	L mm	Z mm	Y mm	g			€
690308012U	12 x 3/8"	35	19,5	3,5	33	10*	240	10,04
690102012U	12 x 1/2"	38,5	24	4	49	10*	240	10,04
690308015U	15 x 3/8"	36	21,5	2	41	10*	240	10,99
690102015U	15 x 1/2"	43	24	5	53	10*	240	10,15
690304015U	15 x 3/4"	43	30	4	76	10*	240	20,95
690102018U	18 x 1/2"	42,5	24	4,5	56	10*	240	14,16
690304018U	18 x 3/4"	43	30	4	76	10*	200	27,64
690102022U	22 x 1/2"	43	26,5	4	82	10*	200	15,60
690304022U	22 x 3/4"	44	30	4	80	10*	150	17,03
690100022U	22 x 1"	47	37,5	4	121	10*	100	25,36
690102028U	28 x 1/2"	42	34	2	137	5*	100	50,03
690304028U	28 x 3/4"	43	34	2,5	115	5*	100	55,30
690100028U	28 x 1"	47	37,5	3	121	5*	100	31,21
690114028U	28 x 1"1/4	54	46	8	181	5*	100	57,26
690304035U	35 x 3/4"	45	40	2	182	5*	80	66,31
690100035U	35 x 1"	48	40	1,5	159	5*	80	69,92
690114035U	35 x 1"1/4	55	46	7	183	5*	50	69,07
690114042U	42 x 1"1/4	60	49	4	237	2*	40	97,63
690112042U	42 x 1"1/2	64	53	6	251	2*	40	100,17
690200054U	54 x 2"	73	65	6	359	2*	20	174,51

(*) unità minima di vendita / minimum selling quantity

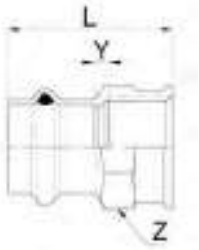

B 70 77

690/B U

MANICOTTO MISTO FILETTO F

- FEMALE ADAPTER
- ÜBERGANGSSTÜCK MIT IG
- RACCORD AVEC FILETAGE FEMELLE
- UNIÓN HEMBRA

MATERIAL: CuZn21Si3P - CW724R
O-RING: EPDM nero - black - Schwarz - noir - negro
THREAD: EN 10226-1 (ex ISO 7/1)

CODE	De x Rp mm x inch	L mm	Z mm	Y mm	g			€
690308014BU**	14 x 3/8"	38,5	21	4	42	10*	240	15,58
690102014BU**	14 x 1/2"	40	26	3,5	59	10*	240	18,41
690308015BU	15 x 3/8"	36	21,5	2	41	10*	240	10,43
690102015BU	15 x 1/2"	43	24	5	53	10*	240	9,64
690304015BU	15 x 3/4"	43	30	4	75	10*	240	19,89
690102016BU**	16 x 1/2"	40	26	3,5	62	10*	240	18,76
690304016BU**	16 x 3/4"	42,5	31	4	78	10*	240	26,25
690102018BU	18 x 1/2"	42,5	24	4,5	56	10*	240	13,47

(*) unità minima di vendita / minimum selling quantity
(**) Material: CuSn5Zn5Pb2-C - CC499K

B 70 77

690/B U

MANICOTTO MISTO FILETTO F

- FEMALE ADAPTER
- ÜBERGANGSSTÜCK MIT IG
- RACCORD AVEC FILETAGE FEMELLE
- UNIÓN HEMBRA

MATERIAL: CuZn21Si3P - CW724R
O-RING: EPDM nero - black - Schwarz - noir - negro
THREAD: EN 10226-1 (ex ISO 7/1)

CODE	De x Rp mm x inch	L mm	Z mm	Y mm	g			€
690304018BU	18 x 3/4"	43	30	4	76	10*	200	**26,25**
690102022BU	22 x 1/2"	43	26,5	4	82	10*	200	**14,81**
690304022BU	22 x 3/4"	44	30	4	80	10*	150	**16,18**
690100022BU	22 x 1"	47	37,5	4	120	10*	100	**24,09**
690102028BU	28 x 1/2"	42	34	2	137	5*	100	**47,51**
690304028BU	28 x 3/4"	43	34	-	114	5*	100	**52,54**
690100028BU	28 x 1"	47	37,5	3	120	5*	100	**29,66**
690114028BU	28 x 1"1/4	54	46	8	181	5*	100	**54,40**
690304035BU	35 x 3/4"	45	40	2	182	5*	80	**63,00**
690100035BU	35 x 1"	48	40	-	159	5*	80	**66,42**
690114035BU	35 x 1"1/4	55	46	7	183	5*	50	**65,60**
690114042BU	42 x 1"1/4	60	49	4	237	2*	40	**92,74**
690112042BU	42 x 1"1/2	64	53	6	250	2*	40	**95,16**
690200054BU	54 x 2"	73	65	6	358	2*	20	**165,78**

(*) unità minima di vendita / minimum selling quantity
(**) Material: CuSn5Zn5Pb2-C - CC499K

B 70 77

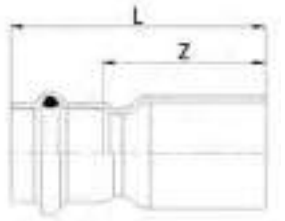

691 U

RIDUZIONE MF

- REDUCER MF
- REDUZIERSTÜCK A/I
- REDUCTION MF
- REDUCCIÓN MH

MATERIAL: Cu-DHP99,9 - CW024A
O-RING: EPDM nero - black - Schwarz - noir - negro

CODE	De mm	L mm	Z mm	g			€
691014012U	14 x 12	43	25	23	10*	300	**8,21**
691015012U	15 x 12	47	28,5	26	10*	300	**6,26**
691016012U	16 x 12	44	26	25	10*	300	**8,32**
691016014U	16 x 14	47	25	29	10*	300	**8,32**
691018012U	18 x 12	48	29,5	30	10*	300	**6,58**
691018014U	18 x 14	49	27	32	10*	300	**10,25**
691018015U	18 x 15	56	34	37	10*	300	**6,26**
691022014U	22 x 14	52	30	38	10*	300	**10,58**
691022015U	22 x 15	60	38	44	10*	300	**7,44**
691022016U	22 x 16	52	30	40	10*	300	**10,70**
691022018U	22 x 18	58	36	46	10*	300	**7,80**
691028015U	28 x 15	67	45	57	5*	200	**18,86**
691028018U	28 x 18	65	43	59	5*	200	**19,29**
691028022U	28 x 22	64	41	68	5*	200	**19,81**
691035022U	35 x 22	71	48	86	5*	100	**23,43**
691035028U	35 x 28	68	44	91	5*	80	**25,57**
691042022U	42 x 22	89	66	126	2*	80	**40,02**
691042028U	42 x 28	87	63	132	2*	80	**39,01**
691042035U	42 x 35	85	59	143	2*	40	**38,05**
691054035U	54 x 35	97	71	194	2*	40	**53,17**
691054042U	54 x 42	104	68	222	2*	32	**50,87**

(*) unità minima di vendita / minimum selling quantity

B 70 77

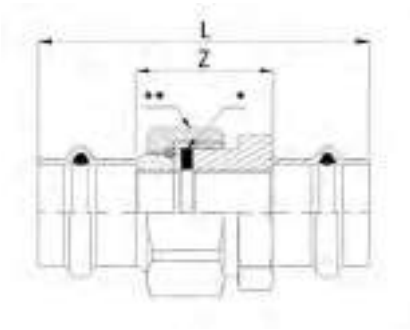

684/001 U

BOCCHETTONE SEDE PIANA

- FLAT FACED UNION
- DURCHGANGSVERSCHRAUBUNG MIT PRESSENDEN FLACHDICHTEND
- ÉLÉMENT DE TRANSITION FILTÉ PLAT AVEC MANCHONS DES 2 CÔTES
- RÁCOR 3 PIEZAS PLANO

MATERIAL: Cu-DHP99,9 - CW024A
FITTING: (**): ottone - brass - Messing - laiton - latón
O-RING: EPDM nero - black - Schwarz - noir - negro
GASKET: (*): EPDM nero - black - Schwarz - noir - negro

CODE	De mm	L mm	Z mm	Gasket mm	g			€
684012001U	12	63	26	18,2x11,2 thk 2	97	10*	100	78,26
684015001U	15	73,5	29,5	24x14 thk 2,5	165	10*	100	103,80
684018001U	18	74,5	30,5	24x14 thk 2,5	172	10*	100	118,28
684022001U	22	78,5	32,5	30x20 thk 2,5	248	10*	80	133,60
684028001U	28	83	35	39x27 thk 2,5	380	5*	30	142,37
684035001U	35	94,5	42,5	44,5x30 thk 2,5	624	5*	20	161,73
684042001U	42	111,5	39,5	56x42 thk 2,5	823	2*	20	219,09
684054001U	54	129	47	71,5x53 thk 3	1406	2*	10	358,05

(*) unità minima di vendita / minimum selling quantity

B 70 77

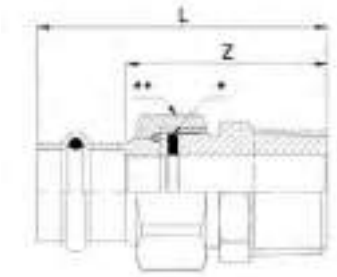

684/002 U

BOCCHETTONE SEDE PIANA FILETTO M

- STRAIGHT MALE UNION CONNECTOR
- DURCHGANGSVERSCHRAUBUNG MIT AUSSENGEWINDE
- RACCORD UNION FILETÉ
- RÁCOR 3 PIEZAS ROSCADO MACHO

MATERIAL: Cu-DHP99,9 - CW024A
FITTING: (**): ottone - brass - Messing - laiton - latón
O-RING: EPDM nero - black - Schwarz - noir - negro
GASKET: (*): EPDM nero - black - Schwarz - noir - negro
THREAD: EN 10226-1 (ex ISO 7/1)

CODE	De x R mm x inch	L mm	Z mm	Gasket mm	g			€
684012012U	12 x 3/8"	56,5	38	18,2x11,2 thk 2	123	10*	120	56,33
684012002U	12 x 1/2"	59,5	41	18,2x11,2 thk 2	111	10*	120	56,33
684015002U	15 x 1/2"	66,5	30,5	24x14 thk 2,5	162	10*	120	56,33
684015012U	15 x 3/4"	67,5	45,5	24x14 thk 2,5	191	10*	80	74,68
684018002U	18 x 1/2"	67,5	45,5	24x14 thk 2,5	167	10*	120	75,42
684018012U	18 x 3/4"	68,5	46,5	24x14 thk 2,5	196	10*	80	77,71
684022022U	22 x 1/2"	80,5	57,5	24x14 thk 2,5	202	10*	120	116,73
684022002U	22 x 3/4"	81,5	58,5	24x14 thk 2,5	232	10*	80	81,12
684022012U	22 x 1"	75,5	52,5	30x20 thk 2,5	306	10*	50	117,13
684028012U	28 x 3/4"	86,5	62,5	30x20 thk 2,5	297	5*	80	99,88
684028002U	28 x 1"	81	57	39x27 thk 2,5	410	5*	50	96,01
684035002U	35 x 1"1/4	90,5	64,5	44,5x30 thk 2,5	675	5*	30	140,21
684042002U	42 x 1"1/2	96,5	60,5	56x42 thk 2,5	863	2*	30	195,53
684054002U	54 x 2"	113	72	71,5x53 thk 3	1520	2*	16	256,35

(*) unità minima di vendita / minimum selling quantity

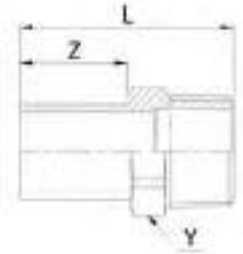

B 70 77

669/M U

MANICOTTO CON INSERIMENTO FILETTO M

- MALE REDUCTION SOCKET
- ÜBERGANG AUSSENGEWINDE MIT EINSCHUBENDE
- MANCHON DE RÉDUCTION FILETÉ
- ADAPTADOR MACHO

MATERIAL: Cu-DHP99,9 - CW024A
THREAD: EN 10226-1 (ex ISO 7/1)

CODE	De x R mm x inch	L mm	Z mm	Y mm	g			€
669102112U	12 x 1/2"	44	22	21,5	49	10*	300	27,96
669102115U	15 x 1/2"	47	25	22	51	10*	300	29,47
669102118U	18 x 1/2"	47	25	22	53	10*	300	30,65
669304118U	18 x 3/4"	49	25	27	71	10*	200	32,77
669102122U	22 x 1/2"	48	26	24	63	10*	200	47,29
669304122U	22 x 3/4"	50	26	27	72	10*	200	49,47
669304128U	28 x 3/4"	53	29	30	83	5*	150	71,70
669100128U	28 x 1"	58	29	34	121	5*	100	74,68
669114135U	35 x 1"1/4	62	31	43	188	5*	40	95,75
669112142U	42 x 1"1/2	78	46	50	255	2*	40	142,81
669200154U	54 x 2"	88	51	65	414	2*	20	152,03

(*) unità minima di vendita / minimum selling quantity

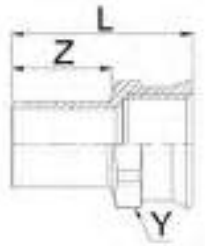

B 70 77

669/F U

MANICOTTO CON INSERIMENTO FILETTO F

- FEMALE REDUCTION SOCKET
- ÜBERGANG INNENGEWINDE MIT EINSCHUBENDE
- MANCHON DE RÉDUCTION AVEC TARAUDAGE
- ADAPTADOR HEMBRA

MATERIAL: Cu-DHP99,9 - CW024A
THREAD: EN 10226-1 (ex ISO 7/1)

CODE	De x Rp mm x inch	L mm	Z mm	Y mm	g			€
669308012U	12 x 3/8"	39	22	21,5	41	10*	300	30,18
669102012U	12 x 1/2"	42	22	24	48	10*	300	30,21
669308015U	15 x 3/8"	40	25	21,5	40	10*	300	32,65
669102015U	15 x 1/2"	46	25	24	51	10*	300	32,77
669102018U	18 x 1/2"	46	25	24	55	10*	200	33,53
669304018U	18 x 3/4"	46	25	30	72	10*	200	33,35
669102022U	22 x 1/2"	47	26	27	80	10*	200	41,99
669304022U	22 x 3/4"	47	26	30	77	10*	200	48,43
669304028U	28 x 3/4"	47	29	34	107	5*	150	73,12
669100028U	28 x 1"	53	29	37,5	116	5*	100	74,28
669114035U	35 x 1"1/4	60	31	46	183	5*	50	129,48
669112042U	42 x 1"1/2	74	46	53	253	2*	40	144,68
669200054U	54 x 2"	83	51	65	367	2*	10	244,76

(*) unità minima di vendita / minimum selling quantity

B 70 77

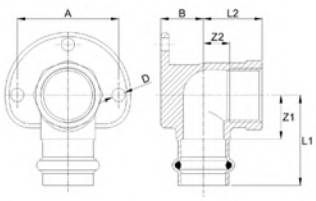

685/000 U

GOMITO MISTO 90° FF

- WALL PLATE ELBOW 90° WITH FEMALE THREAD
- DECKENWINKEL 90° IG
- EQUERRE 90° FF
- CODO PLACA HH

MATERIAL: CuZn21Si3P - CW724R
O-RING: EPDM nero - black - Schwarz - noir - negro
THREAD: EN 10226-1 (ex ISO 7/1)

CODE	De x Rp mm x inch	L1 mm	L2 mm	Z1 mm	Z2 mm	A mm	B mm	D mm	g			€
685102012U	12 x 1/2"	42	27	23,5	13	40	15	7	137	10*	100	**22,59**
685102014U**	14 x 1/2"	40	25	18	10	40	11	6,2	121	10*	100	**36,12**
685102015U	15 x 1/2"	43,5	22,5	21,5	6,5	40	14	6,5	181	10*	100	**22,59**
685102016U**	16 x 1/2	40	24	18	9	40	12	6,2	120	10*	100	**50,72**
685102018U	18 x 1/2"	43,5	24	21,5	8	40	15	6,5	192	10*	100	**50,72**
685304022U	22 x 3/4"	44,5	29	21,5	13	50	20	6,5	246	5*	50	**35,74**

(*) unità minima di vendita / minimum selling quantity
(**) Material: CuSn5Zn5Pb2-C - CC499K

B 70 77

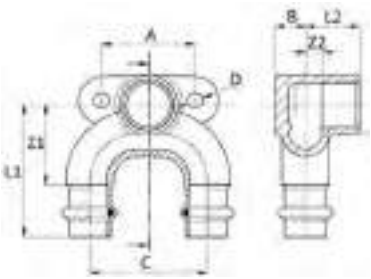

685/003 U

RACCORDO TRE VIE CON FLANGIA E DERIVAZIONE FILETTO F

- CORNER TEE WITH WALL FLANGE
- INOXPRES-DOPPELWANDSCHEIBE
- EQUERRE MURALE AVEC FILETAGE FEMELLE
- RACOR TRES VÍAS CON BRIDA Y ROSCA HEMBRA

MATERIAL: CuZn21Si3P - CW724R
O-RING: EPDM nero - black - Schwarz - noir - negro
THREAD: EN 10226-1 (ex ISO 7/1)

CODE	De x Rp x De mm x inch x mm	L1 mm	L2 mm	Z1 mm	Z2 mm	A mm	B mm	C mm	D mm	g			€
685102315U	15 x 1/2" x 15	56	23	34	7	40	13	50	6,5	221	5*	80	**94,47**
685102318U	18 x 1/2" x 18	56	23	34	7	40	13	50	6,5	234	5*	50	**105,85**
685102322U	22 x 1/2" x 22	63	23	40	7	40	16	50	6,5	315	2*	50	**115,89**

(*) unità minima di vendita / minimum selling quantity

B 70 77

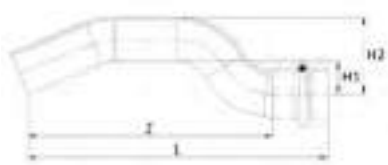

679/001 U

"S" DI SCAVALCAMENTO MF

- PIPE BRIDGE MF
- SPRUNGBOGEN A/I
- "S" DE CHEVAUCHEMENT MF
- "S" DE SUPERPOSICIÓN MH

MATERIAL: Cu-DHP99,9 - CW024A
O-RING: EPDM nero - black - Schwarz - noir - negro

CODE	De mm	L mm	Z mm	H1 mm	H2 mm	g			€
679012001U	12	97,5	79	25	37	54	10*	150	**17,44**
679015001U	15	115	93	12	27	70	10*	100	**17,44**
679018001U	18	120	98	13	31	87	10*	100	**26,00**
679022001U	22	141	118	17	39	136	10*	50	**33,43**

(*) unità minima di vendita / minimum selling quantity

B 70 77

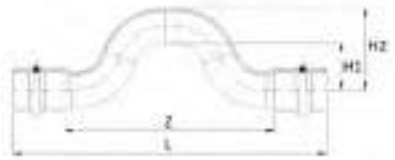

679/002 U

"S" DI SCAVALCAMENTO FF

- PIPE BRIDGE FF
- SPRUNGBOGEN I/I
- "S" DE CHEVAUCHEMENT FF
- "S" DE SUPERPOSICIÓN HH

MATERIAL: Cu-DHP99,9 - CW024A
O-RING: EPDM nero - black - Schwarz - noir - negro

CODE	De mm	L mm	Z mm	H1 mm	H2 mm	g			€
679012002U	12	134	97	20	32	71	10*	150	34,51
679015002U	15	134	90	20	35	91	10*	100	45,66
679018002U	18	144	100	20	38	115	10*	100	49,32
679022002U	22	161	115	23	45	163	10*	50	56,95

(*) unità minima di vendita / minimum selling quantity

B 70 77

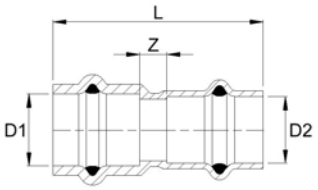

683/000A U

MANICOTTO ADATTATORE

- COUPLING ADAPTER
- MUFFE ADAPTER
- MANCHON ADAPTATEUR
- MANGUITO HH ADAPTADOR

MATERIAL: Cu-DHP99,9 - CW024A
O-RING: EPDM nero - black - Schwarz - noir - negro

CODE		De mm	D1 mm	D2 mm	L mm	Z mm	g			€
683014912U		14 x 12	14	12	46	4	31	10*	300	17,92
683015014U	(1)	15 x 14	15	14	52	6,5	53	10*	300	17,92
683015016U	(2)	15 x 16	15	16	52	6,5	61	10*	300	19,52
683016014U		16 x 14	16	14	51	7	38	10*	300	19,52
683018016U	(2)	18 x 16	18	16	53	7,5	72	10*	300	19,52
683022018U		22 x 18	22	18	54	6,5	53	10*	200	23,35
683028922U		28 x 22	28	22	55	8	68	10*	150	23,35

(*) unità minima di vendita / minimum selling quantity
(1) La connessione DN 14 mm deve essere pressata con ganascia da 15 mm; Press connection DN 14 mm should be carried out with a size 15 mm press jaw; Die Pressverbindung DN 14 soll mit einer 15 mm Pressbacke verpresst werden; Le sertissage en DN 14 mm doit être réalisé avec une mâchoire à sertir de 15 mm; La conexión a prensar DN 14 mm debe realizarse con una mordaza de 15 mm.
(2) La connessione DN 16 mm deve essere pressata con ganascia da 18 mm; Press connection DN 16 mm should be carried out with a size 18 mm press jaw; Die Pressverbindung DN 16 soll mit einer 18 mm Pressbacke verpresst werden; Le sertissage en DN 16 mm doit être réalisé avec une mâchoire à sertir de 18 mm; La conexión a prensar DN 16 mm debe realizarse con una mordaza de 18 mm.

B 70 77

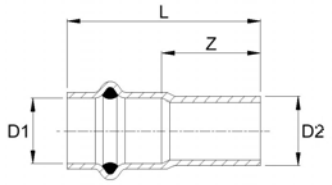

669/FA U

MANICOTTO CON INSERIMENTO - ADATTATORE

- REDUCTION SOCKET - ADAPTER
- ÜBERGANG MIT EINSCHUBENDE - ADAPTER
- MANCHON DE RÉDUCTION - ADAPTATEUR
- MANGUITO ADAPTADOR HEMBRA

MATERIAL: Cu-DHP99,9 - CW024A
O-RING: EPDM nero - black - Schwarz - noir - negro

CODE		De mm	D1 mm	D2 mm	L mm	Z mm	g			€
669014015U	(1)	14 x 15	14	15	52	28,5	48	10*	300	**12,88**
669016015U	(2)	16 x 15	16	15	53	29,5	63	10*	300	**14,66**
669016018U	(2)	16 x 18	16	18	53	29,5	64	10*	300	**18,06**

(*) unità minima di vendita / minimum selling quantity
(1) La connessione DN 14 mm deve essere pressata con ganascia da 15 mm; Press connection DN 14 mm should be carried out with a size 15 mm press jaw; Die Pressverbindung DN 14 soll mit einer 15 mm Pressbacke verpresst werden; Le sertissage en DN 14 mm doit être réalisé avec une mâchoire à sertir de 15 mm; La conexión a prensar DN 14 mm debe realizarse con una mordaza de 15 mm.
(2) La connessione DN 16 mm deve essere pressata con ganascia da 18 mm; Press connection DN 16 mm should be carried out with a size 18 mm press jaw; Die Pressverbindung DN 16 soll mit einer 18 mm Pressbacke verpresst werden; Le sertissage en DN 16 mm doit être réalisé avec une mâchoire à sertir de 18 mm; La conexión a prensar DN 16 mm debe realizarse con una mordaza de 18 mm.

Certificazioni / Certifications

DVGW	PRODUKTE DER GASVERSORGUNGT	DG-8531DM0073	Ø 15 – 54 mm
	RACCORDI A PRESSARE PER GAS – PLUMBING FITTINGS FOR GASES	CA06.00326	Ø 15 – 54 mm
	SYSTÉM TRUBEK A LISOVACÍCH TVAROVEK Z MĚDI PIPES AND PRESS FITTINGS SYSTEMS MADE OF COPPER	202/C5a/2023/B-00375-23	Ø 15 – 54 mm
ÉMI	TUZVEDELMI MEGFELELŐSÉGÉRŐL	TMI - 3/2025	Ø 15 – 54 mm
	GAS.BE CERTIFIE LA CONFORMITÉ AUX EXIGENCES BELGES	C-25-3822-A	Ø 15 – 54 mm

Campi di applicazione / Fields of application

AES PRES UNIKO® GAS

Gas metano / GPL / Idrogeno
Natural gas / LPG / Hydrogen

AES PRES UNIKO® GAS **O-ring HNBR**

Giallo | Yellow | Gelb | Jaune | Amarillo



FOCUS ON

TUBO RAME PER AESPRES UNIKO - AESPRES UNIKO GAS
AESPRES UNIKO - AESPRES UNIKO GAS COPPER PIPING

Le tubazioni per impianti acqua e gas in rame, devono essere rispondenti alla norma UNI EN 1057:2010.
Rame e leghe di rame – Tubi rotondi di rame senza saldatura per acqua e gas nelle applicazioni sanitarie e di riscaldamento.
Piping for copper water and gas installation should comply with the standard EN 1057:2010, "Copper and copper alloys – Round tubes in copper without welding for water and gas in health-care and heating applications".

TABELLA 4: CARATTERISTICHE DEI TUBI DI RAME - EN 1057

Classe di resistenza *Resistance class*	Stato di fornitura	*Delivery condition*	ø (mm)
R220	Ricotto – Rotoli	*Annealed – Roll*	12 ÷ 22
R250	Semiduro – Barre	*Semi-hard – Bar*	12 ÷ 28
R290	Duro – Barre	*Hard – Bar*	12 ÷ 54

Classe di resistenza *Resistance class*	Resistenza minima alla trazione *Minimum traction resistance* Rm (MPa)	Allungamento minimo alla rottura *Minimum breaking elongation* (%)
R220	220	40
R250	250	20
R290	290	3

Le dimensioni dei tubi utilizzabili con i sistemi a pressare **Aespres UNIKO** e **Aespres UNIKO GAS** sono esposte nella tabella sottostante.

*Tube sizes to be used with **Aespres UNIKO** and **Aespres UNIKO GAS** press fittings are included in the annexted table.*

DIMENSIONI DEI TUBI DI RAME - EN 1057 / DVGW GW 392
AESPRES PIPES DIMENSIONS AND CHARACTERISTICS - EN 1057 / DVGW GW 392

ø esterno x sp. ø exernal x thx. mm	DN	ø interno ø internal mm	Massa Mass kg/m	Contenuto d'acqua Water volume l/m	Stato di fornitura Supplied condition aesPRES UNIKO	Stato di fornitura Supplied condition aesPRES UNIKO GAS
12 x 1	10	10	0,309	0,079	Rotolo 25/50 m (R 220) o Barra 5 m (R 250 - R 290)	--
15 x 1	12	13	0,393	0,133		Barra 5 m (R290)
18 x 1	15	16	0,477	0,201		
22 x 1	20	20	0,589	0,314		
28 x 1,5	25	25	1,115	0,491	Barra 5 m (R 250 - R 290)	
35 x 1,5	32	32	1,410	0,804	Barra 5 m (R 290)	
42 x 1,5	40	39	1,704	1,194		
54 x 2	50	50	2,918	1,963		

B 70 78

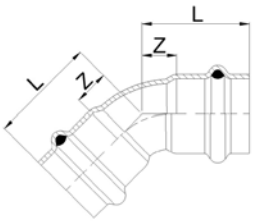

681/450 GU

CURVA 45° FF

- 45° ELBOW FF
- BOGEN 45° II
- COUDE FF 45°
- CURVA 45° HH

MATERIAL: Cu-DHP99,9 - CW024A
O-RING: HNBR giallo - yellow - Gelb - jaune - amarillo

CODE	De mm	L mm	Z mm	g			€
681015450GU	15	29	7	40	5*	200	8,93
681018450GU	18	30,5	8,5	49	5*	200	9,35
681022450GU	22	34	10	70	5*	100	11,60
681028450GU	28	36	12	93	2*	100	36,49
681035450GU	35	41	15	132	2*	40	52,53
681042450GU	42	53	17	211	1*	30	85,32
681054450GU	54	62	21	305	1*	20	119,45

(*) unità minima di vendita / minimum selling quantity

B 70 78

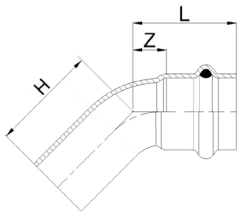

681/451 GU

CURVA 45° MF

- 45° ELBOW MF
- BOGEN 45° IA
- COUDE MF 45°
- CURVA 45° HM

MATERIAL: Cu-DHP99,9 - CW024A
O-RING: HNBR giallo - yellow - Gelb - jaune - amarillo

CODE	De mm	L mm	H mm	Z mm	g			€
681015451GU	15	29	31	7	35	5*	200	7,37
681018451GU	18	30,5	32,5	8,5	44	5*	200	9,54
681022451GU	22	34	35	10	63	5*	100	10,67
681028451GU	28	36	45	12	88	2*	100	36,15
681035451GU	35	41	45,5	15	127	2*	40	50,65
681042451GU	42	53	63,5	17	208	1*	30	79,43
681054451GU	54	62	73,5	21	306	1*	20	117,89

(*) unità minima di vendita / minimum selling quantity

B 70 78

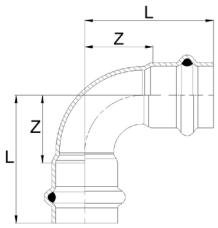

681/900 GU

CURVA 90° FF

- 90° ELBOW FF
- BOGEN 90° II
- COUDE FF 90°
- CURVA 90° HH

MATERIAL: Cu-DHP99,9 - CW024A
O-RING: HNBR giallo - yellow - Gelb - jaune - amarillo

CODE	De mm	L mm	Z mm	g			€
681015900GU	15	38	16	46	5*	200	8,19
681018900GU	18	40	18	56	5*	160	10,67
681022900GU	22	49	26	87	5*	100	13,38
681028900GU	28	55	31	122	2*	60	27,97
681035900GU	35	61	35	169	2*	40	55,80
681042900GU	42	78	42	267	1*	25	106,36
681054900GU	54	95	54	401	1*	18	143,70

(*) unità minima di vendita / minimum selling quantity

B 70 78

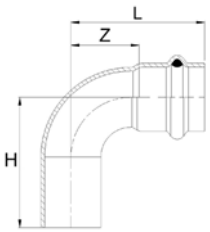

681/901 GU

CURVA 90° MF

- 90° ELBOW MF
- BOGEN 90° IA
- COUDE MF 90°
- CURVA 90° HM

MATERIAL: Cu-DHP99,9 - CW024A
O-RING: HNBR giallo - yellow - Gelb - jaune - amarillo

CODE	De mm	L mm	H mm	Z mm	g			€
681015901GU	15	38	40	16	41	5*	200	7,64
681018901GU	18	40	43	18	52	5*	160	10,47
681022901GU	22	49	48	26	79	5*	100	13,64
681028901GU	28	55	57	31	114	2*	60	30,65
681035901GU	35	61	66	35	164	2*	40	55,07
681042901GU	42	78	88	42	264	1*	25	108,75
681054901GU	54	95	108	54	400	1*	18	145,43

(*) unità minima di vendita / minimum selling quantity

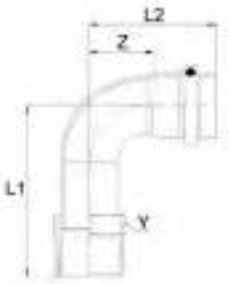

B 70 78

697 GU

CURVA FILETTATA 90° FILETTO M

- 90° ELBOW MALE BSP
- BOGEN 90° MIT AG
- COUDE 90° AVEC FILETAGE M
- CODO A 90° MH

MATERIAL: Cu-DHP99,9 - CW024A
O-RING: HNBR giallo - yellow - Gelb - jaune - amarillo
THREAD: EN 10226-1 (ex ISO 7/1)

CODE	De x R mm x inch	L1 mm	L2 mm	Z mm	Y mm	g			€
697308015GU	15 x 3/8"	47	38	16	19	55	5*	150	59,90
697102015GU	15 x 1/2"	52	38	16	21,5	75	5*	150	40,26
697102018GU	18 x 1/2"	55	40	18	21,5	83	5*	150	63,86
697304018GU	18 x 3/4"	57	40	18	27	102	5*	100	62,46
697304022GU	22 x 3/4"	66	49	26	27	125	5*	100	65,01
697100028GU	28 x 1"	77	55	31	34	196	2*	50	97,23
697114035GU	35 x 1"1/4	91	61	35	43	301	2*	40	129,27
697112042GU	42 x 1"1/2	99	78	42	50	408	1*	30	176,45
697200054GU	54 x 2"	116	95	54	65	650	1*	20	249,67

(*) unità minima di vendita / minimum selling quantity

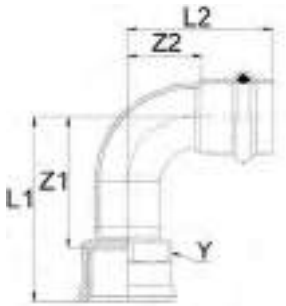

B 70 78

698 GU

CURVA FILETTATA 90° FILETTO F

- 90° ELBOW FEMALE BSP
- BOGEN 90° MIT IG
- COUDE 90° AVEC FILETAGE F
- CODO A 90° HH

MATERIAL: Cu-DHP99,9 - CW024A
O-RING: HNBR giallo - yellow - Gelb - jaune - amarillo
THREAD: EN 10226-1 (ex ISO 7/1)

CODE	De x Rp mm x inch	L1 mm	L2 mm	Z1 mm	Z2 mm	Y mm	g			€
698308015GU	15 x 3/8"	44	38	32	16	21,5	62	5*	100	58,32
698102015GU	15 x 1/2"	50	38	34	16	24	74	5*	100	24,85
698304015GU	15 x 3/4"	51	38	34	16	30	96	5*	100	57,29
698102018GU	18 x 1/2"	53	40	37	18	24	82	5*	100	55,79
698304018GU	18 x 3/4"	54	40	37	18	30	103	5*	100	61,93
698102022GU	22 x 1/2"	59	49	43	26	27	124	5*	100	66,67
698304022GU	22 x 3/4"	63	49	46	26	30	130	5*	100	39,32
698100022GU	22 x 1"	67	49	47	26	37,5	173	5*	50	62,46
698304028GU	28 x 3/4"	67	55	50	31	34	184	2*	50	69,92
698100028GU	28 x 1"	72	55	52	31	37,5	195	2*	50	71,66
698114035GU	35 x 1"1/4	88	61	66	35	46	288	2*	40	118,03
698112042GU	42 x 1"1/2	94	78	72	42	53	403	1*	20	152,23
698200054GU	54 x 2"	110	95	74	54	65	588	1*	10	241,65

(*) unità minima di vendita / minimum selling quantity

B 70 78

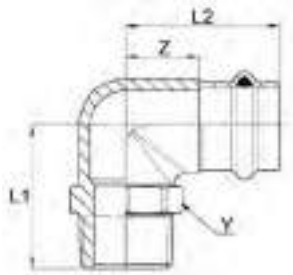

697/B GU

GOMITO MISTO 90° FILETTO M

- ELBOW ADAPTER 90° WITH MALE THREAD
- ÜBERGANGSWINKEL 90° AG
- EQUERRE 90° AVEC FILETAGE M
- CODO MACHO

MATERIAL: CuZn21Si3P - CW724R
O-RING: HNBR giallo - yellow - Gelb - jaune - amarillo
THREAD: EN 10226-1 (ex ISO 7/1)

CODE	De x R mm x inch	L1 mm	L2 mm	Z mm	Y mm	g			€
697102015BGU	15 x 1/2"	35	39	17	24	106	5*	150	38,25
697102018BGU	18 x 1/2"	42	42	20	24	130	5*	120	60,67
697304018BGU	18 x 3/4"	41	46	24	30	163	5*	100	59,32
697304022BGU	22 x 3/4"	41	44	21	30	182	5*	80	61,75
697100028BGU	28 x 1"	58	58	34	36	378	2*	50	92,36
697114035BGU	35 x 1"1/4	58	58	32	45	465	2*	40	122,80
697112042BGU	42 x 1"1/2	65	65	29	50	582	1*	24	167,62
697200054BGU	54 x 2"	80	83	42	65	1173	1*	16	237,19

(*) unità minima di vendita / minimum selling quantity

B 70 78

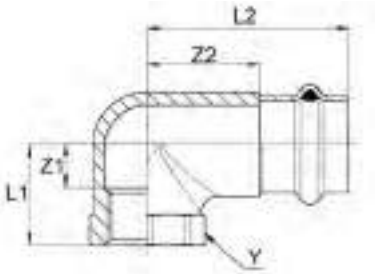

698/B GU

GOMITO MISTO 90° FILETTO F

- ELBOW ADAPTER 90° WITH FEMALE THREAD
- ÜBERGANGSWINKEL 90° IG
- EQUERRE 90° AVEC FILETAGE F
- CODO HEMBRA

MATERIAL: CuZn21Si3P - CW724R
O-RING: HNBR giallo - yellow - Gelb - jaune - amarillo
THREAD: EN 10226-1 (ex ISO 7/1)

CODE	De x Rp mm x inch	L1 mm	L2 mm	Z1 mm	Z2 mm	Y mm	g			€
698102015BGU	15 x 1/2"	22	44	15	22	28	108	5*	150	23,61
698304015BGU	15 x 3/4"	25	50	18	28	34	149	5*	100	54,44
698102018BGU	18 x 1/2"	22	46	14	24	28	117	5*	150	53,01
698304018BGU	18 x 3/4"	24	50	18	28	34	154	5*	100	58,84
698102022BGU	22 x 1/2"	26	52	15	29	28	159	5*	100	63,33
698304022BGU	22 x 3/4"	27	52	18	29	34	187	5*	100	37,36
698100022BGU	22 x 1"	29	59	20	36	43	280	5*	50	59,32
698100028BGU	28 x 1"	33	59	20	35	43	321	2*	50	68,07
698114035BGU	35 x 1"1/4	39	66	24	40	52	492	2*	40	112,13
698112042BGU	42 x 1"1/2	43	77	24	41	57	596	1*	30	144,60
698200054BGU	54 x 2"	55	97	30	56	72	1192	1*	16	229,58

(*) unità minima di vendita / minimum selling quantity

B 70 78

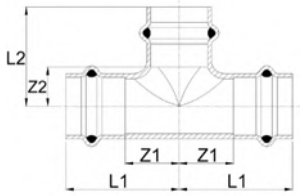

682 GU

"T"

- EQUAL TEE
- T-STÜCK
- TÉ ÉGAL
- TE IGUAL HHH

MATERIAL: Cu-DHP99,9 - CW024A
O-RING: HNBR giallo - yellow - Gelb - jaune - amarillo

CODE	De mm	L1 mm	L2 mm	Z1 mm	Z2 mm	g			€
682015000GU	15	40	33	18	11	81	5*	100	12,21
682018000GU	18	42	35	20	13	99	5*	100	16,61
682022000GU	22	44	38	21	15	131	5*	80	21,39
682028000GU	28	48	43	24	19	180	2*	60	38,67
682035000GU	35	52	48	26	22	240	2*	30	65,44
682042000GU	42	65	65	29	29	376	1*	20	127,07
682054000GU	54	75	75	34	34	579	1*	16	157,11

(*) unità minima di vendita / minimum selling quantity

B 70 78

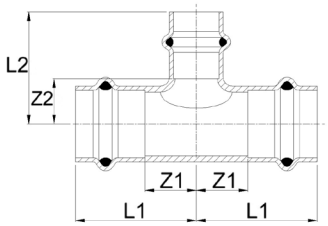

692 GU

"T" RIDOTTO

- REDUCING TEE
- T-STÜCK MIT REDUZIERTEM ABGANG
- TÉ RÉDUIT
- TE REDUCIDA HHH

MATERIAL: Cu-DHP99,9 - CW024A
O-RING: HNBR giallo - yellow - Gelb - jaune - amarillo

CODE	De mm	L1 mm	L2 mm	Z1 mm	Z2 mm	g			€
692018015GU	18 x 15 x 18	40	35	18	13	92	5*	100	15,10
692022015GU	22 x 15 x 22	40	37	17	15	112	5*	80	18,07
692022018GU	22 x 18 x 22	42	37	19	15	119	5*	80	23,09
692028015GU	28 x 15 x 28	40	44	16	22	140	2*	50	44,02
692028018GU	28 x 18 x 28	42	44	18	22	149	2*	50	60,88
692028022GU	28 x 22 x 28	44	42	20	19	159	2*	50	43,93
692035015GU	35 x 15 x 35	44	48	18	26	185	2*	30	64,79
692035018GU	35 x 18 x 35	44	48	18	26	188	2*	30	68,58
692035022GU	35 x 22 x 35	46	49	20	26	202	2*	30	59,49
692035028GU	35 x 28 x 35	48	46	22	22	213	2*	30	62,63
692042022GU	42 x 22 x 42	53	55	17	32	270	1*	20	113,63
692042028GU	42 x 28 x 42	55	56	19	32	287	1*	20	115,33
692042035GU	42 x 35 x 42	58	55	22	29	310	1*	20	119,45
692054022GU	54 x 22 x 54	60	61	19	38	368	1*	12	178,32
692054028GU	54 x 28 x 54	62	62	21	38	387	1*	12	183,86
692054035GU	54 x 35 x 54	66	64	25	38	423	1*	12	190,81
692054042GU	54 x 42 x 54	69	71	28	35	509	1*	12	142,79

(*) unità minima di vendita / minimum selling quantity

B 70 78

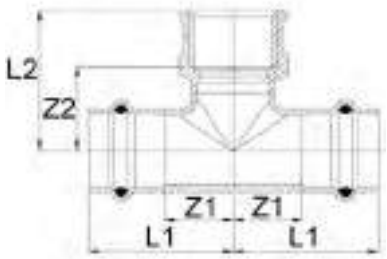

689 GU

"T" CON DERIVAZIONE FILETTO F

- BRANCH TEE FEMALE BSP OUTLET
- T-STÜCK MIT ABGANG IG
- TÉ MIXTE AVEC FILETAGE F
- TE HEMBRA ROSCADA

MATERIAL: Cu-DHP99,9 - CW024A
O-RING: HNBR giallo - yellow - Gelb - jaune - amarillo
THREAD: EN 10226-1 (ex ISO 7/1)

CODE	De x Rp x De mm x inch x mm	L1 mm	L2 mm	Z1 mm	Z2 mm	g			€
689102015GU	15 x 1/2" x 15	40	39	18	23	105	5*	100	40,22
689102018GU	18 x 1/2" x 18	40	40,5	18	24,5	116	5*	100	69,88
689102022GU	22 x 1/2" x 22	44	39,5	21	23,5	161	5*	100	56,40
689304022GU	22 x 3/4" x 22	44	43,5	21	26,5	169	5*	50	80,88
689102028GU	28 x 1/2" x 28	44	42,5	20	26,5	188	2*	50	70,72
689304028GU	28 x 3/4" x 28	44	46,5	20	29,5	196	2*	50	91,52
689100028GU	28 x 1" x 28	48	50	24	30	245	2*	50	95,27
689102035GU	35 x 1/2" x 35	46	47	20	31	229	2*	50	98,53
689102042GU	42 x 1/2" x 42	53	51	17	35	295	1*	20	119,51
689102054GU	54 x 1/2" x 54	60	58	19	42	392	1*	14	142,43

(*) unità minima di vendita / minimum selling quantity

B 70 78

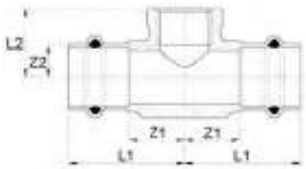

689/B GU

"T" CON DERIVAZIONE FILETTO F

- BRANCH TEE FEMALE BSP OUTLET
- T-STÜCK MIT ABGANG IG
- TÉ MIXTE AVEC FILETAGE F
- TE HEMBRA ROSCADA

MATERIAL: CuZn21Si3P - CW724R
O-RING: HNBR giallo - yellow - Gelb - jaune - amarillo
THREAD: EN 10226-1 (ex ISO 7/1)

CODE	De x Rp x De mm x inch x mm	L1 mm	L2 mm	Z1 mm	Z2 mm	g			€
689102015BGU	15 x 1/2" x 15	43,5	22,5	21,5	8,5	137	5*	100	38,22
689102018BGU	18 x 1/2" x 18	44	24	22	10	157	5*	100	66,38
689102022BGU	22 x 1/2" x 22	45	26	22	12	183	5*	100	53,58
689304022BGU	22 x 3/4" x 22	48	30	25	14	213	5*	50	76,83
689102028BGU	28 x 1/2" x 28	47,5	29	23,5	15	233	2*	50	67,18
689304028BGU	28 x 3/4" x 28	50	30	26	14	254	2*	50	86,95
689100028BGU	28 x 1" x 28	54	34	30	16	322	2*	50	90,51
689102035BGU	35 x 1/2" x 35	50,5	34	24,5	19	315	2*	50	93,60
689102042BGU	42 x 1/2" x 42	63	38	27	23	461	1*	20	113,54
689102054BGU	54 x 1/2" x 54	74	44	33	30	671	1*	14	135,31

(*) unità minima di vendita / minimum selling quantity

B 70 78

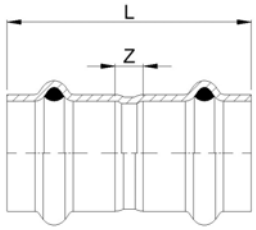

683/000 GU

MANICOTTO

- COUPLING
- MUFFE
- MANCHON
- MANGUITO HH

MATERIAL: Cu-DHP99,9 - CW024A
O-RING: HNBR giallo - yellow - Gelb - jaune - amarillo

CODE	De mm	L mm	Z mm	g			€
683015000GU	15	49	5	36	5*	200	**7,64**
683018000GU	18	49,5	5,5	42	5*	200	**9,73**
683022000GU	22	52	6	57	5*	200	**11,47**
683028000GU	28	55	7	76	2*	100	**22,04**
683035000GU	35	59	7	102	2*	50	**27,36**
683042000GU	42	80	8	170	1*	40	**51,44**
683054000GU	54	90	8	236	1*	24	**64,66**

(*) unità minima di vendita / minimum selling quantity

B 70 78

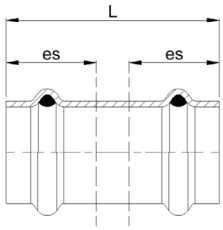

683/001 GU

MANICOTTO PASSANTE

- SLIP COUPLING
- SCHIEBEMUFFE
- MANCHON LONG
- MANGUITO SIN TOPE

MATERIAL: Cu-DHP99,9 - CW024A
O-RING: HNBR giallo - yellow - Gelb - jaune - amarillo

CODE	De mm	L mm	es mm	g			€
683015001GU	15	49	22	36	5*	200	**8,32**
683018001GU	18	49,5	22	42	5*	200	**9,87**
683022001GU	22	52	23	57	5*	200	**11,60**
683028001GU	28	55	24	76	2*	80	**21,39**
683035001GU	35	59	26	102	2*	50	**27,86**
683042001GU	42	80	36	170	1*	40	**50,65**
683054001GU	54	90	41	236	1*	20	**65,44**

(*) unità minima di vendita / minimum selling quantity

B 70 78

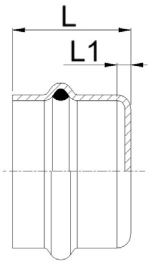

683/003 GU

TAPPO DI CHIUSURA

- STOP END
- VERSCHLUSSKAPPE
- BOUCHON D'OBTURATION
- TAPÓN

MATERIAL: Cu-DHP99,9 - CW024A
O-RING: HNBR giallo - yellow - Gelb - jaune - amarillo

CODE	De mm	L mm	L1 mm	g			€
683015003GU	15	25,5	3,5	20	5*	500	**15,99**
683018003GU	18	25,5	3,5	23	5*	300	**21,04**
683022003GU	22	26,5	3,5	33	5*	200	**27,63**
683028003GU	28	27,5	3,5	45	2*	150	**42,74**
683035003GU	35	30	4	62	2*	100	**46,60**
683042003GU	42	40	4	101	1*	80	**71,94**
683054003GU	54	46	5	145	1*	40	**87,78**

(*) unità minima di vendita / minimum selling quantity

B 70 78

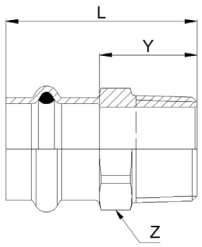

687 GU

MANICOTTO MISTO FILETTO M

- MALE ADAPTER
- ÜBERGANGSSTÜCK MIT AG
- RACCORD AVEC FILETAGE MALE
- UNIÓN MACHO

MATERIAL: Cu-DHP99,9 - CW024A
O-RING: HNBR giallo - yellow - Gelb - jaune - amarillo
THREAD: EN 10226-1 (ex ISO 7/1)

CODE	De x R mm x inch	L mm	Z mm	Y mm	g			€
687308015GU	15 x 3/8"	40	19	18	37	5*	300	13,86
687102015GU	15 x 1/2"	44	22	22	54	5*	300	8,97
687304015GU	15 x 3/4"	46	27	24	70	5*	200	18,37
687102018GU	18 x 1/2"	44	22	22	57	5*	300	11,46
687304018GU	18 x 3/4"	46	27	24	72	5*	200	13,10
687102022GU	22 x 1/2"	45	27	22	79	5*	200	18,88
687304022GU	22 x 3/4"	47	27	24	77	5*	200	16,98
687100022GU	22 x 1"	52	34	29	126	5*	100	22,80
687304028GU	28 x 3/4"	48	34	24	107	2*	100	51,82
687100028GU	28 x 1"	53	34	29	127	2*	100	31,68
687114028GU	28 x 1"1/4	55	43	31	187	2*	60	65,28
687100035GU	35 x 1"	56	40	29	162	2*	100	72,18
687114035GU	35 x 1"1/4	57	43	31	188	2*	50	69,22
687112035GU	35 x 1"1/2	57	49	31	233	2*	50	74,92
687114042GU	42 x 1"1/4	67	49	31	256	1*	40	94,13
687112042GU	42 x 1"1/2	68	49	32	252	1*	40	97,02
687112054GU	54 x 1"1/2	73	61	32	370	1*	32	163,56
687200054GU	54 x 2"	78	61	37	372	1*	32	187,10

(*) unità minima di vendita / minimum selling quantity

B 70 78



687/B GU

MANICOTTO MISTO FILETTO M

- MALE ADAPTER
- ÜBERGANGSSTÜCK MIT AG
- RACCORD AVEC FILETAGE MALE
- UNIÓN MACHO

MATERIAL: CuZn21Si3P - CW724R
O-RING: HNBR giallo - yellow - Gelb - jaune - amarillo
THREAD: EN 10226-1 (ex ISO 7/1)

CODE	De x R mm x inch	L mm	Z mm	Y mm	g			€
687308015BGU	15 x 3/8"	40	19	18	37	5*	300	**13,17**
687102015BGU	15 x 1/2"	44	21,5	22	54	5*	300	**8,53**
687304015BGU	15 x 3/4"	46	27	24	70	5*	200	**17,44**
687102018BGU	18 x 1/2"	44	21,5	22	56	5*	300	**10,88**
687304018BGU	18 x 3/4"	46	27	24	71	5*	200	**12,44**
687102022BGU	22 x 1/2"	45	27	22	77	5*	200	**17,94**
687304022BGU	22 x 3/4"	47	27	24	75	5*	200	**16,12**
687100022BGU	22 x 1"	52	34	29	124	5*	100	**21,66**
687304028BGU	28 x 3/4"	48	34	24	104	2*	100	**49,23**
687100028BGU	28 x 1"	53	34	29	124	2*	100	**30,10**
687114028BGU	28 x 1"1/4	55	43	31	184	2*	60	**62,01**
687100035BGU	35 x 1"	55	40	29	160	2*	100	**68,57**
687114035BGU	35 x 1"1/4	57	43	31	186	2*	50	**65,76**
687112035BGU	35 x 1"1/2	57	49	31	231	2*	50	**71,17**
687114042BGU	42 x 1"1/4	67	49	31	254	1*	40	**89,42**
687112042BGU	42 x 1"1/2	68	49	32	249	1*	40	**92,16**
687112054BGU	54 x 1"1/2	73	61	32	369	1*	32	**155,39**
687200054BGU	54 x 2"	78	61	37	367	1*	32	**177,74**

(*) unità minima di vendita / minimum selling quantity

B 70 78

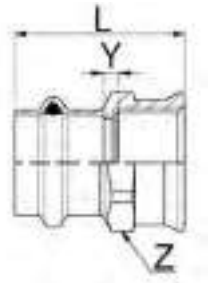

690 GU

MANICOTTO MISTO FILETTO F

- FEMALE ADAPTER
- ÜBERGANGSSTÜCK MIT IG
- RACCORD AVEC FILETAGE FEMELLE
- UNIÓN HEMBRA

MATERIAL: Cu-DHP99,9 - CW024A
O-RING: HNBR giallo - yellow - Gelb - jaune - amarillo
THREAD: EN 10226-1 (ex ISO 7/1)

CODE	De x Rp mm x inch	L mm	Z mm	Y mm	g			€
690308015GU	15 x 3/8"	36	21,5	2	41	5*	240	12,09
690102015GU	15 x 1/2"	43	24	5	53	5*	240	11,16
690304015GU	15 x 3/4"	43	30	4	76	5*	240	23,04
690102018GU	18 x 1/2"	42,5	24	4,5	56	5*	240	15,60
690304018GU	18 x 3/4"	43	30	4	76	5*	200	30,40
690102022GU	22 x 1/2"	43	26,5	4	82	5*	200	17,16
690304022GU	22 x 3/4"	44	30	4	80	5*	150	18,75
690100022GU	22 x 1"	47	37,5	4	121	5*	100	27,91
690102028GU	28 x 1/2"	42	34	2	137	2*	100	55,04
690304028GU	28 x 3/4"	43	34	2,5	115	2*	100	60,83
690100028GU	28 x 1"	47	37,5	3	121	2*	100	34,31
690114028GU	28 x 1"1/4	54	46	8	181	2*	100	63,01
690304035GU	35 x 3/4"	45	40	2	182	2*	80	72,93
690100035GU	35 x 1"	48	40	1,5	159	2*	80	76,93
690114035GU	35 x 1"1/4	55	46	7	183	2*	50	76,00
690114042GU	42 x 1"1/4	60	49	4	237	1*	40	107,40
690112042GU	42 x 1"1/2	64	53	6	251	1*	40	110,19
690200054GU	54 x 2"	73	65	6	359	1*	20	191,95

(*) unità minima di vendita / minimum selling quantity

B 70 78

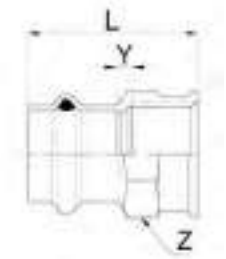

690/B GU

MANICOTTO MISTO FILETTO F

- FEMALE ADAPTER
- ÜBERGANGSSTÜCK MIT IG
- RACCORD AVEC FILETAGE FEMELLE
- UNIÓN HEMBRA

MATERIAL: CuZn21Si3P - CW724R
O-RING: HNBR giallo - yellow - Gelb - jaune - amarillo
THREAD: EN 10226-1 (ex ISO 7/1)

CODE	De x Rp mm x inch	L mm	Z mm	Y mm	g			€
690308015BGU	15 x 3/8"	36	21,5	2	41	5*	240	**11,49**
690102015BGU	15 x 1/2"	43	24	5	53	5*	240	**10,61**
690304015BGU	15 x 3/4"	43	30	4	75	5*	240	**21,88**
690102018BGU	18 x 1/2"	42,5	24	4,5	56	5*	240	**14,81**
690304018BGU	18 x 3/4"	43	30	4	76	5*	200	**28,88**
690102022BGU	22 x 1/2"	43	26,5	4	82	5*	200	**16,31**
690304022BGU	22 x 3/4"	44	30	4	80	5*	150	**17,80**
690100022BGU	22 x 1"	47	37,5	4	120	5*	100	**26,50**
690102028BGU	28 x 1/2"	42	34	2	137	2*	100	**52,27**
690304028BGU	28 x 3/4"	43	34	-	114	2*	100	**57,78**
690100028BGU	28 x 1"	47	37,5	3	120	2*	100	**32,61**
690114028BGU	28 x 1"1/4	54	46	8	181	2*	100	**59,85**
690304035BGU	35 x 3/4"	45	40	2	182	2*	80	**69,29**
690100035BGU	35 x 1"	48	40	-	159	2*	80	**73,08**
690114035BGU	35 x 1"1/4	55	46	7	183	2*	50	**72,19**
690114042BGU	42 x 1"1/4	60	49	4	237	1*	40	**102,03**
690112042BGU	42 x 1"1/2	64	53	6	250	1*	40	**104,67**
690200054BGU	54 x 2"	73	65	6	358	1*	20	**182,35**

(*) unità minima di vendita / minimum selling quantity

B 70 78

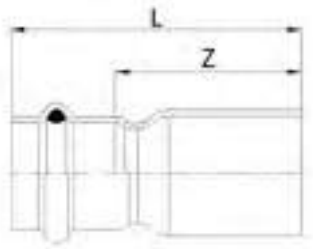

691 GU

RIDUZIONE MF

- REDUCER MF
- REDUZIERSTÜCK A/I
- REDUCTION MF
- REDUCCIÓN MH

MATERIAL: Cu-DHP99,9 - CW024A
O-RING: HNBR giallo - yellow - Gelb - jaune - amarillo

CODE	De mm	L mm	Z mm	g			€
691018015GU	18 x 15	56	34	37	5*	200	**6,89**
691022015GU	22 x 15	60	38	44	5*	200	**8,19**
691022018GU	22 x 18	58	36	46	5*	200	**8,59**
691028015GU	28 x 15	67	45	57	2*	150	**20,73**
691028018GU	28 x 18	65	43	59	2*	150	**21,22**
691028022GU	28 x 22	64	41	68	2*	150	**21,81**
691035022GU	35 x 22	71	48	86	2*	100	**25,78**
691035028GU	35 x 28	68	44	91	2*	80	**28,13**
691042022GU	42 x 22	89	66	126	1*	80	**44,02**
691042028GU	42 x 28	87	63	132	1*	80	**42,90**
691042035GU	42 x 35	85	59	143	1*	40	**41,86**
691054035GU	54 x 35	97	71	194	1*	40	**58,48**
691054042GU	54 x 42	104	68	222	1*	32	**55,97**

(*) unità minima di vendita / minimum selling quantity

Be different
Be UNIKO®

M & V PROFILE COMPATIBLE

inoxPRES UNIKO®

inoxPRES® UNIKO® 304L

AESPRES UNIKO®

AESPRES UNIKO® GAS

RIM
RACCORDERIE METALLICHE

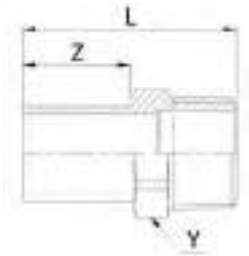

B 70 77

669/M U

MANICOTTO CON INSERIMENTO FILETTO M

- MALE REDUCTION SOCKET
- ÜBERGANG AUSSENGEWINDE MIT EINSCHUBENDE
- MANCHON DE RÉDUCTION FILETÉ
- ADAPTADOR MACHO

MATERIAL: Cu-DHP99,9 - CW024A
THREAD: EN 10226-1 (ex ISO 7/1)

CODE	De x R mm x inch	L mm	Z mm	Y mm	g			€
669102115U	15 x 1/2"	47	25	22	51	10*	300	29,47
669102118U	18 x 1/2"	47	25	22	53	10*	300	30,65
669304118U	18 x 3/4"	49	25	27	71	10*	200	32,77
669102122U	22 x 1/2"	48	26	24	63	10*	200	47,29
669304122U	22 x 3/4"	50	26	27	72	10*	200	49,47
669304128U	28 x 3/4"	53	29	30	83	5*	150	71,70
669100128U	28 x 1"	58	29	34	121	5*	100	74,68
669114135U	35 x 1"1/4	62	31	43	188	5*	40	95,75
669112142U	42 x 1"1/2	78	46	50	255	2*	40	142,81
669200154U	54 x 2"	88	51	65	414	2*	20	152,03

(*) unità minima di vendita / minimum selling quantity

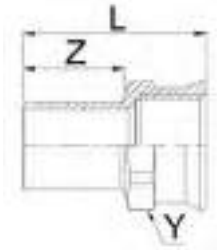

B 70 77

669/F U

MANICOTTO CON INSERIMENTO FILETTO F

- FEMALE REDUCTION SOCKET
- ÜBERGANG INNENGEWINDE MIT EINSCHUBENDE
- MANCHON DE RÉDUCTION AVEC TARAUDAGE
- ADAPTADOR HEMBRA

MATERIAL: Cu-DHP99,9 - CW024A
THREAD: EN 10226-1 (ex ISO 7/1)

CODE	De x Rp mm x inch	L mm	Z mm	Y mm	g			€
669308015U	15 x 3/8"	40	25	21,5	40	10*	300	32,65
669102015U	15 x 1/2"	46	25	24	51	10*	300	32,77
669102018U	18 x 1/2"	46	25	24	55	10*	200	33,53
669304018U	18 x 3/4"	46	25	30	72	10*	200	33,35
669102022U	22 x 1/2"	47	26	27	80	10*	200	41,99
669304022U	22 x 3/4"	47	26	30	77	10*	200	48,43
669304028U	28 x 3/4"	47	29	34	107	5*	150	73,12
669100028U	28 x 1"	53	29	37,5	116	5*	100	74,28
669114035U	35 x 1"1/4	60	31	46	183	5*	50	129,48
669112042U	42 x 1"1/2	74	46	53	253	2*	40	144,68
669200054U	54 x 2"	83	51	65	367	2*	10	244,76

(*) unità minima di vendita / minimum selling quantity

B 70 78

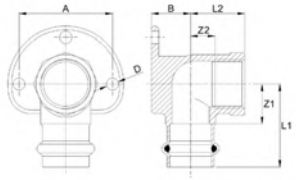

685/000 GU

GOMITO MISTO 90° FF

- WALL PLATE ELBOW 90° WITH FEMALE THREAD
- DECKENWINKEL 90° IG
- EQUERRE 90° FF
- CODO PLACA HH

MATERIAL: CuZn21Si3P - CW724R
O-RING: HNBR giallo - yellow - Gelb - jaune - amarillo
THREAD: EN 10226-1 (ex ISO 7/1)

CODE	De x Rp mm x inch	L1 mm	L2 mm	Z1 mm	Z2 mm	A mm	B mm	D mm	g			€
685102015GU	15 x 1/2"	43,5	22,5	21,5	6,5	40	14	6,5	181	5*	100	**24,85**
685102018GU	18 x 1/2"	43,5	24	21,5	8	40	15	6,5	192	5*	100	**55,79**
685304022GU	22 x 3/4"	44,5	29	21,5	13	50	20	6,5	246	5*	50	**39,32**

(*) unità minima di vendita / minimum selling quantity

B 70 78

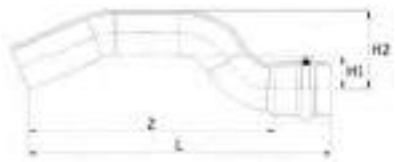

679/001 GU

"S" DI SCAVALCAMENTO MF

- PIPE BRIDGE MF
- SPRUNGBOGEN A/I
- "S" DE CHEVAUCHEMENT MF
- "S" DE SUPERPOSICIÓN MH

MATERIAL: Cu-DHP99,9 - CW024A
O-RING: HNBR giallo - yellow - Gelb - jaune - amarillo

CODE	De mm	L mm	Z mm	H1 mm	H2 mm	g			€
679015001GU	15	115	93	12	27	70	5*	100	**19,19**
679018001GU	18	120	98	13	31	87	5*	100	**28,62**
679022001GU	22	141	118	17	39	136	5*	50	**36,76**

(*) unità minima di vendita / minimum selling quantity

B 70 78

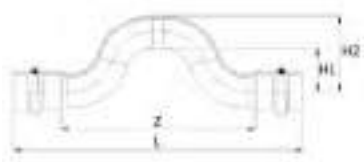

679/002 GU

"S" DI SCAVALCAMENTO FF

- PIPE BRIDGE FF
- SPRUNGBOGEN I/I
- "S" DE CHEVAUCHEMENT FF
- "S" DE SUPERPOSICIÓN HH

MATERIAL: Cu-DHP99,9 - CW024A
O-RING: HNBR giallo - yellow - Gelb - jaune - amarillo

CODE	De mm	L mm	Z mm	H1 mm	H2 mm	g			€
679015002GU	15	134	90	20	35	91	5*	100	**50,23**
679018002GU	18	144	100	20	38	115	5*	100	**54,25**
679022002GU	22	161	115	23	45	163	5*	50	**62,63**

(*) unità minima di vendita / minimum selling quantity

B 70 78

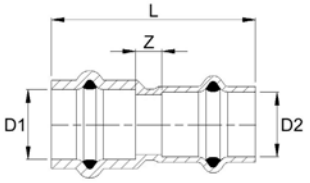

683/000A GU

MANICOTTO ADATTATORE

- COUPLING ADAPTER
- MUFFE ADAPTER
- MANCHON ADAPTATEUR
- MANGUITO HH ADAPTADOR

MATERIAL: Cu-DHP99,9 - CW024A
O-RING: HNBR giallo - yellow - Gelb - jaune - amarillo

CODE		De mm	D1 mm	D2 mm	L mm	Z mm	g			€
683015014GU	(1)	15 x 14	15	14	52	6,5	53	5*	250	**19,71**
683015016GU	(2)	15 x 16	15	16	52	6,5	61	5*	250	**21,49**
683018016GU	(2)	18 x 16	18	16	53	7,5	72	5*	250	**21,49**

(*) unità minima di vendita / minimum selling quantity
(1) La connessione DN 14 mm deve essere pressata con ganascia da 15 mm; Press connection DN 14 mm should be carried out with a size 15 mm press jaw; Die Pressverbindung DN 14 soll mit einer 15 mm Pressbacke verpresst werden; Le sertissage en DN 14 mm doit être réalisé avec une mâchoire à sertir de 15 mm; La conexión a prensar DN 14 mm debe realizarse con una mordaza de 15 mm.
(2) La connessione DN 16 mm deve essere pressata con ganascia da 18 mm; Press connection DN 16 mm should be carried out with a size 18 mm press jaw; Die Pressverbindung DN 16 soll mit einer 18 mm Pressbacke verpresst werden; Le sertissage en DN 16 mm doit être réalisé avec une mâchoire à sertir de 18 mm; La conexión a prensar DN 16 mm debe realizarse con una mordaza de 18 mm.

B 70 78

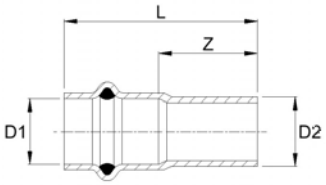

669/FA GU

MANICOTTO CON INSERIMENTO - ADATTATORE

- REDUCTION SOCKET - ADAPTER
- ÜBERGANG MIT EINSCHUBENDE - ADAPTER
- MANCHON DE RÉDUCTION - ADAPTATEUR
- MANGUITO ADAPTADOR HEMBRA

MATERIAL: Cu-DHP99,9 - CW024A
O-RING: HNBR giallo - yellow - Gelb - jaune - amarillo

CODE		De mm	D1 mm	D2 mm	L mm	Z mm	g			€
669014015GU	(1)	14 x 15	14	15	52	28,5	48	5*	250	**14,18**
669016015GU	(2)	16 x 15	16	15	53	29,5	63	5*	250	**16,10**
669016018GU	(2)	16 x 18	16	18	53	29,5	64	5*	250	**19,85**

(*) unità minima di vendita / minimum selling quantity
(1) La connessione DN 14 mm deve essere pressata con ganascia da 15 mm; Press connection DN 14 mm should be carried out with a size 15 mm press jaw; Die Pressverbindung DN 14 soll mit einer 15 mm Pressbacke verpresst werden; Le sertissage en DN 14 mm doit être réalisé avec une mâchoire à sertir de 15 mm; La conexión a prensar DN 14 mm debe realizarse con una mordaza de 15 mm.
(2) La connessione DN 16 mm deve essere pressata con ganascia da 18 mm; Press connection DN 16 mm should be carried out with a size 18 mm press jaw; Die Pressverbindung DN 16 soll mit einer 18 mm Pressbacke verpresst werden; Le sertissage en DN 16 mm doit être réalisé avec une mâchoire à sertir de 18 mm; La conexión a prensar DN 16 mm debe realizarse con una mordaza de 18 mm.

B 50 51

Novopress EFP 2 - EFP/AFP 201 - EFP/AFP 202 ECO/ACO 202 - ECO/ACO 203 - ACO 203XL

TOOL V

GANASCIA PER PRESSATRICE

- JAW
- PRESSBACKE
- MACHOIRE
- MORDAZA PINZA

CODE	De mm	kg		€
19601200NU	12	1,9	1	547,04
19601500NU	15	1,9	1	547,04
19601800NU	18	1,9	1	547,04
19602200NU	22	2	1	547,04
19602800NU	28	2	1	547,04
19603500NU	35	2	1	547,04

B 50 51

Novopress EFP 2 - EFP/AFP 201 - EFP/AFP 202 ECO/ACO 202 - ECO/ACO 203 - ACO 203XL

TOOL V

VALIGIA PER GANASCE Ø 15÷35

- CASE FOR JAWS Ø 15÷35
- LEER KOFFER FÜR PRESSBACKEN Ø 15÷35
- COFFRET POUR MACHOIRES Ø 15÷35
- CAJA PARA MORZADAS Ø 15÷35

CODE	De mm	kg		€
196015035NU	15 - 35	12,6	1	2922,04
196015035NV*	15 - 35	2,8	1	347,58

B 50 51

Novopress EFP 2 - EFP/AFP 201 - EFP/AFP 202 ECO/ACO 202 - ECO/ACO 203 - ACO 203X

TOOL V

CATENA SNAP-ON

- PIVOTING RING
- SCHWENKBARE PRESSRINGE
- ANNEAUX DE SERTISSAGE
- ANILLO DE PRENSAR

CODE	De mm	kg		€
19601502NU	15	0,601	1	621,55
19601802NU	18	0,366	1	621,55
19602202NU	22	0,320	1	640,20
19602802NU	28	0,410	1	665,06
19603502NU	35	0,710	1	665,06

B 50 51

Novopress EFP 2 - EFP/AFP 201 - EFP/AFP 202 ECO/ACO 202 - ECO/ACO 203 - ACO 203XL

ADATTATORE SZB201

- ADAPTER SZB201
- ADAPTER SZB201
- ADAPTATEUR SZB201
- ADAPTADOR SZB201

CODE	De mm	kg		€
196153502N	15 - 35	1,94	1	752,08

B 50 51

Novopress EFP 2 - EFP/AFP 201-202 ECO/ACO 202-203 - ACO 203XL - ECO301

CATENA PER PRESSATRICE

- PRESSING COLLAR
- PRESSSCHLINGE
- CHAÎNE
- MORDAZA CADENA

CODE	De mm	kg		€
19604200NU	42	1,6	1	2948,32
19605400NU	54	2,6	1	3058,23

B 50 51

Novopress EFP 2 - EFP/AFP 201 - EFP/AFP 202 ECO/ACO 202 - ECO/ACO 203 - ACO 203XL

ADATTATORE PER CATENE ZB203

- ADAPTER FOR COLLARS ZB203
- ZWISCHENBACKE FÜR PRESSSCHLINGEN ZB203
- ADAPTEUR POUR MACHOIRES ZB203
- ADAPTADOR PARA MORDAZAS ZB203

CODE	De mm	kg		€
196042054N	42 - 54	2,3	1	581,92

B 50 51

Novopress EFP 2 - EFP/AFP 201 - EFP/AFP 202 ECO/ACO 202 - ECO/ACO 203 - ACO 203XL

VALIGIA PER CATENE Ø 42÷54 + ADATTATORE ZB203

- CASE FOR PRESSING COLLARS Ø 42÷54 + ADAPTER ZB203
- LEER KOFFER FÜR PRESS SCHLINGEN Ø 42÷54 + ZWISCHENBACKE ZB203
- COFFRET POUR CHAÎNES Ø 42÷54 + ADAPTEUR ZB203
- CAJA PARA CADENA Ø 42÷54 + ADAPTADOR ZB203

CODE	De mm	kg		€
196042054VNU	42 - 54	8	1	6608,24
196042054V*	42 - 54	2,8	1	387,21

(*) Valigia vuota - Empty case - Leer Koffer - Coffret vide - Caja vacía

B 50 51

274/3 (ø 15÷54 mm)

MARCATORE UNIKO

- UNIKO MARKER
- UNIKO MARKIERLEHRE
- MARQUEUR UNIKO
- MARCATUBO UNIKO

CODE	De mm	g		€
274000003	15 - 54	26	50	1,99

B 50 52

O-Ring EPDM - Uniko Profile

NERO

- BLACK
- SCHWARZ
- NOIR
- NEGRO

NOTE: Impieghi / Application field / Einsatzgebiete / Champs d'application / Aplicaciones:
Idrosanitaria / riscaldamento / raffrescamento
Sanitary / Heating / Cooling
Sanitär / Heizung / Kühlung
Sanitaire / Chauffage /Circuits réfrigérants
Agua sanitaria / Calefacción / Circuito de refrigeración

Material: EPDM
Profilo Uniko - Uniko profile - Uniko Kontur - profil Uniko - perfil Uniko

CODE	De mm	g		€
11501225N	12	1	20	0,33
11501425N	14	1	20	0,33
11501525N	15	1	20	0,33
11501625N	16	1	20	0,38
11501825N	18	1	20	0,38
11502230N	22	1	20	0,49
11502830N	28	2	20	0,55
11503530N	35	2	20	0,69
11504250N	42	5	20	0,89
11505430N	54	6	20	0,95

B 50 52

O-Ring HNBR - Uniko Profile

GIALLO

- YELLOW
- GELB
- JAUNE
- AMARILLO

NOTE: Impieghi / Application field / Einsatzgebiete / Champs d'application / Aplicaciones:
Gas / Gas / Gas / Gaz / Gas

Material: HNBR
Profilo Uniko - Uniko profile - Uniko Kontur - profil Uniko - perfil Uniko

CODE	De mm	g		€
11501525GH	15	1	20	0,45
11501825GH	18	1	20	0,53
11502230GH	22	1	20	0,70
11502830GH	28	2	20	0,72
11503530GH	35	2	20	1,02
11504242GH	42	5	20	1,75
11505440GH	54	6	20	1,87

B 50 52

O-Ring FKM - Uniko Profile

VERDE

- GREEN
- GRÜN
- VERT
- VERDE

NOTE: Impieghi / Application field / Einsatzgebiete / Champs d'application / Aplicaciones:
Solare / Solar / Solar / Solaire / Solares
Olio / Pil / Öl / Huile / Aceite

Material: FKM
Profilo Uniko - Uniko profile - Uniko Kontur - profil Uniko - perfil Uniko

CODE	De mm	g		€
11501525V	15	1	20	0,71
11501825V	18	1	20	0,71
11502230V	22	1	20	1,04
11502830V	28	2	20	1,15
11503530V	35	2	20	1,61
11504250V	42	5	20	2,33
11505440V	54	6	20	2,80

B 50 52

115/EPDM

GUARNIZIONE EPDM

- EPDM GASKET
- DICTUNG AUS EPDM
- JOINT EPDM
- JUNTA EN EPDM

NOTE: Impieghi / Application field / Einsatzgebiete / Champs d'application / Aplicaciones:
Idrosanitaria / riscaldamento / raffrescamento
Sanitary / Heating / Cooling
Sanitär / Heizung / Kühlung
Sanitaire / Chauffage /Circuits réfrigérants
Agua sanitaria / Calefacción / Circuito refrigeracion

CODE	De mm	D1 mm	D2 mm	S mm	g		€
115683308E	12 -14	14,5	10	2,5	1	20	2,34
115683102E	15 - 18	18	10	2,5	1	20	2,34
115683192E	14 - 16	18	13	2,5	1	20	2,34
115683304E	15 - 18 - 22	24	14	2,5	1	20	2,34
115683100E	18 - 22 - 28	30	20	2,5	1	20	2,34
115683114E	28 - 35	39	27	2,5	2	20	2,55
115683112E	35 - 42	44,5	30	2,5	3	20	2,75
115183112E	35 - 42	44,5	34	2,5	3	20	2,75
115183051E	28	47,5	37	2,5	3	20	2,75
115183134E	42	50,5	40	2,5	3	20	3,53
115183200E	42	56	42	2,5	4	20	3,53
115183540E	54	65,5	53,5	3	4	20	4,50
115183242E	42	66	56	2,5	4	20	4,50
115183054E	54	71,5	53	3	5	20	4,50
115183254E	54	79,5	69	2,5	5	20	4,50

B 50 52

115/FKM

GUARNIZIONE FKM

- FKM GASKET
- DICTUNG AUS FKM
- JOINT FKM
- JUNTA EN FKM

NOTE: Impieghi / Application field / Einsatzgebiete / Champs d'application / Aplicaciones:
Solare / Solar / Solar / Solaire / Solares.

CODE	De mm	D1 mm	D2 mm	S mm	g		€
115683102F	15 - 18	18	10	3	1	20	**2,95**
115683304F	15 - 18 - 22	24	14	3	1	20	**2,95**
115683100F	18 - 22 - 28	30	20	3	1	20	**3,46**
115683114F	28 - 35	39	27	3	2	20	**5,35**
115183112F	35 - 42	44,5	34	3	3	20	**6,10**
115183051F	28	47,5	37	3	3	20	**6,64**
115183134F	42	50,5	40	3	4	20	**6,64**
115183200F	42 - 54	56	42	3	4	20	**10,75**
115183540F	54	65,5	53,5	3	4	20	**10,75**
115183242F	42	66	56	3	4	20	**16,73**
115183054F	54	71,5	53	3	5	20	**16,73**
115183254F	54	79,5	69	3	5	20	**19,91**

Sistemi di scarico

WASTE SYSTEMS

ABFLUSSSYSTEME

SYSTÈMES DE EVACUATION

SISTEMAS DE EVACUACIÓN

Raccorderie Metalliche Drain

RM DRAIN è un sistema di scarico composto da elementi tubiformi e raccordi in acciaio inossidabile AISI 316L (1.4404) a parete sottile, particolarmente adatto per convogliare, sia a gravità che sottovuoto, acque reflue frequentemente contaminate da sostanze organiche e chimiche corrosive. Il vasto assortimento dei componenti è disponibile in sette dimensioni, dal DN 40 al DN 150 (DN 200 in fase di realizzazione). Grazie alla loro elevata resistenza al fuoco (Certificati Classe A, non combustibili), consente di soddisfare molteplici installazioni, in particolare quelle in ambito navale (navi da crociera, navi militari, yacht, strutture offshore, ecc.).

RM DRAIN is a draining system consisting of tubes and joints in AISI 316L (1.4404) stainless steel, thin wall, suitable to convey, with gravity or under vacuum, waste waters which are frequently contaminated with organic or chemical corrosive substances. The wide range of products is availablein seven sizes, DN 40 to DN 150 (DN 200 work in progress). As they are consistently fire resistant, (certified class A, not combustible), they allow to comply with many installation requirements as for marine installations (cruise ships, military ships, yacht, offshore structures, etc.).

Il montaggio del sistema RM DRAIN richiede semplici e rapide operazioni manuali che non obbligano l'utilizzo di particolari e spesso costose attrezzature.

The RM DRAIN assembling procedure asks for simple and rapid manual operations, with no specific or expensive tool.

Verificare pulizia componenti / Verify the components' cleaning

Verificare posizionamento guarnizione / Verify the correct gasket's position

Marcatura quota d'innesto / Marking the insertion's depth

Lubrificazione zona interna guarnizione / Internal gasket lubrification

Inserimento tubo nel raccordo / Inserting of the pipe into the fitting

Pulizia di eventuale grasso residuo / Cleaning of the grease residual

Controllo completo inserimento del tubo nel bicchiere / Check of complete pipe's insertion into the fitting

Certificazioni / Certifications

PIPES AND FITTINGS FOR VACUUM AND GRAVITY DRAIN SYSTEM – RM DRAIN		LR2466226TA
RM DRAIN TUBAZIONI DI SCARICO A GRAVITÀ E VUOTO RM DRAINING SYSTEMS – GRAVITY AND VACUUM		MAC – 118724CS
PIPES AND FITTINGS FOR VACUUM AND GRAVITY DRAIN SYSTEM – RM DRAIN		TAP000017F
PIPE, DUCT, TRUNK – RM DRAIN		MEDB00007F2

FOCUS ON

DIMENSIONI DEL BICCHIERE / *SOCKET SIZE*

DN	D mm	S mm	D1 mm	D2 mm	D3 mm	P mm
DN 40	42	1	45	48	45	30
DN 50	53	1	56	60	56	38
DN 65	73	1,25	76	81	76	55
DN 80	88,9	1,25	92	99	92	60
DN 100	102	1,25	106	114	107	70
DN 125	133	1,5	138	147	140	75
DN 150	159	1,5	164	176	168	80

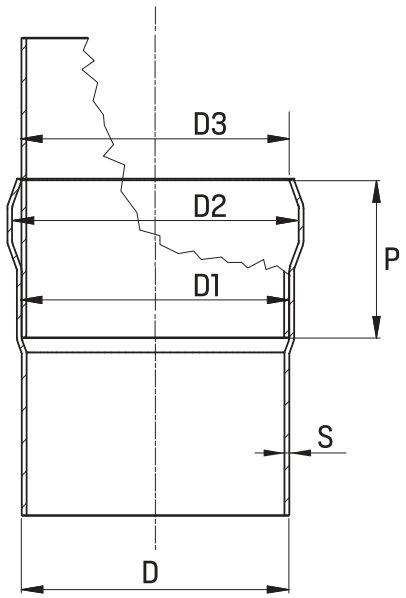

B 100 101

802

TUBO CON UN BICCHIERE

- PIPE WITH ONE SOCKET
- ROHR MIT EINER MUFFE
- TUYAU AVEC UNE EMBOITURE
- TUBO CON UN MANGUITO

MATERIAL: AISI 316L – 1.4404
GASKET: EPDM cod. 826/GV (Ø 40 ÷ 65)
EPDM cod. 826/G (Ø 80 ÷ 150)
NORM: EN 1124-3

CODE	DN	D1 mm	L mm	A mm	kg		€
802040025	40	42	250	30	0,295	1	27,31
802040050		42	500	30	0,550	1	36,67
802040075		42	750	30	0,810	1	48,81
802040100		42	1000	30	1,065	1	56,79
802040150		42	1500	30	1,580	1	80,72
802040200		42	2000	30	2,100	1	101,75
802040250		42	2500	30	2,610	1	127,13
802040300		42	3000	30	3,120	1	148,27
802050025	50	53	250	38	0,385	1	28,99
802050050		53	500	38	0,710	1	41,73
802050075		53	750	38	1,040	1	58,36
802050100		53	1000	38	1,365	1	68,20
802050150		53	1500	38	2,020	1	97,07
802050200		53	2000	38	2,670	1	126,41
802050250		53	2500	38	3,320	1	150,85
802050300		53	3000	38	3,970	1	182,58
802065025	65	73	250	55	0,710	1	41,98
802065050		73	500	55	1,270	1	64,13
802065075		73	750	55	1,850	1	92,82
802065100		73	1000	55	2,400	1	106,50
802065150		73	1500	55	3,550	1	148,84
802065200		73	2000	55	4,650	1	195,31
802065250		73	2500	55	5,800	1	237,08
802065300		73	3000	55	6,900	1	285,03
802080025	80	88,9	250	60	0,875	1	53,57
802080050		88,9	500	60	1,600	1	85,73
802080075		88,9	750	60	2,250	1	113,20
802080100		88,9	1000	60	2,950	1	131,72
802080150		88,9	1500	60	4,320	1	186,91
802080200		88,9	2000	60	5,700	1	243,53
802080250		88,9	2500	60	7,700	1	296,19
802080300		88,9	3000	60	8,450	1	358,09
802100025	100	102	250	70	1,050	1	59,78
802100050		102	500	70	1,850	1	91,94
802100075		102	750	70	2,620	1	133,07
802100100		102	1000	70	3,400	1	149,70
802100150		102	1500	70	4,980	1	215,03
802100200		102	2000	70	6,550	1	278,51
802100250		102	2500	70	8,130	1	342,04
802100300		102	3000	70	9,700	1	415,52
802125025	125	133	250	75	1,650	1	107,11
802125050		133	500	75	2,885	1	187,07

B 100 101

802

TUBO CON UN BICCHIERE

- PIPE WITH ONE SOCKET
- ROHR MIT EINER MUFFE
- TUYAU AVEC UNE EMBOITURE
- TUBO CON UN MANGUITO

MATERIAL: AISI 316L – 1.4404
GASKET: EPDM cod. 826/GV (Ø 40 ÷ 65)
EPDM cod. 826/G (Ø 80 ÷ 150)
NORM: EN 1124-3

CODE	DN	D1 mm	L mm	A mm	kg		€
802125075	125	133	750	75	4,125	1	257,34
802125100		133	1000	75	5,360	1	348,16
802125150		133	1500	75	7,830	1	487,11
802125200		133	2000	75	10,300	1	649,41
802125250		133	2500	75	12,775	1	791,14
802125300		133	3000	75	15,250	1	946,65
802150025	150	159	250	80	2,000	1	132,90
802150050		159	500	80	3,500	1	220,04
802150075		159	750	80	5,000	1	324,22
802150100		159	1000	80	6,450	1	416,00
802150150		159	1500	80	9,400	1	617,32
802150200		159	2000	80	12,400	1	795,54
802150250		159	2500	80	15,350	1	969,13
802150300		159	3000	80	18,300	1	1159,68

B 100 101



803

TUBO CON DUE BICCHIERI

- PIPE WITH TWO SOCKETS
- ROHR MIT ZWEI MUFFEN
- TUYAU AVEC DEUX EMBOITURES
- TUBO CON DOS MANGUITOS

MATERIAL: AISI 316L – 1.4404
GASKET: EPDM cod. 826/GV (Ø 40 ÷ 65)
EPDM cod. 826/G (Ø 80 ÷ 150)
NORM: EN 1124-3

CODE	DN	D1 mm	L mm	A mm	kg		€
8030400250	40	42	250	30	0,330	1	43,13
8030400500		42	500	30	0,580	1	53,38
8030400750		42	750	30	0,860	1	66,29
8030401000		42	1000	30	1,100	1	71,62
8030401500		42	1500	30	1,600	1	93,51
8030402000		42	2000	30	2,150	1	114,14
8030402500		42	2500	30	2,650	1	139,09
8030403000		42	3000	30	3,150	1	156,48
8030500250	50	53	250	38	0,420	1	50,15
8030500500		53	500	38	0,755	1	58,05
8030500750		53	750	38	1,080	1	72,83
8030501000		53	1000	38	1,400	1	85,73
8030501500		53	1500	38	2,100	1	114,26
8030502000		53	2000	38	2,700	1	141,83
8030502500		53	2500	38	3,350	1	171,26
8030503000		53	3000	38	4,010	1	198,51

B 100 101



803

TUBO CON DUE BICCHIERI

- PIPE WITH TWO SOCKETS
- ROHR MIT ZWEI MUFFEN
- TUYAU AVEC DEUX EMBOITURES
- TUBO CON DOS MANGUITOS

MATERIAL: AISI 316L – 1.4404
GASKET: EPDM cod. 826/GV (Ø 40 ÷ 65)
EPDM cod. 826/G (Ø 80 ÷ 150)
NORM: EN 1124-3

CODE	DN	D1 mm	L mm	A mm	kg		€
8030650250	65	73	250	55	0,760	1	56,77
8030650500		73	500	55	1,330	1	78,25
8030650750		73	750	55	1,880	1	102,20
8030651000		73	1000	55	2,450	1	123,72
8030651500		73	1500	55	3,560	1	169,29
8030652000		73	2000	55	4,700	1	212,11
8030652500		73	2500	55	5,820	1	255,48
8030653000		73	3000	55	6,950	1	301,88
8030800750	80	88,9	750	60	2,300	1	117,94
8030801000		88,9	1000	60	3,000	1	147,36
8030801500		88,9	1500	60	4,360	1	203,35
8030802000		88,9	2000	60	5,780	1	259,93
8030802500		88,9	2500	60	7,110	1	320,51
8030803000		88,9	3000	60	8,480	1	373,03
8031000750	100	102	750	70	2,670	1	135,24
8031001000		102	1000	70	3,500	1	171,08
8031001500		102	1500	70	5,050	1	237,43
8031002000		102	2000	70	6,600	1	299,08
8031002500		102	2500	70	8,180	1	373,40
8031003000		102	3000	70	9,750	1	430,08
8031250750	125	133	750	75	4,200	1	262,87
8031251000		133	1000	75	5,400	1	349,98
8031251500		133	1500	75	7,900	1	501,40
8031252000		133	2000	75	10,350	1	660,27
8031252500		133	2500	75	12,950	1	801,68
8031253000		133	3000	75	15,300	1	964,38
8031500750	150	159	750	80	5,000	1	328,62
8031501000		159	1000	80	6,500	1	438,04
8031501500		159	1500	80	9,500	1	631,06
8031502000		159	2000	80	12,450	1	834,04
8031502500		159	2500	80	15,400	1	995,77
8031503000		159	3000	80	18,350	1	1202,50

B 100 102

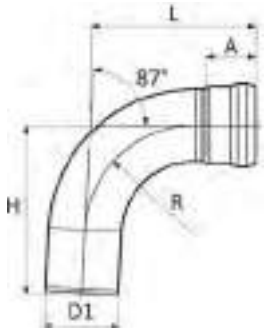

804/87

CURVA 87°

- ELBOW 87°
- ROHRBOGEN 87°
- COUDE 87°
- CURVA 87°

MATERIAL: AISI 316L – 1.4404
GASKET: EPDM cod. 826/GV (Ø 40 ÷ 65)
EPDM cod. 826/G (Ø 80)
NORM: EN 1124-3

CODE	DN	D1 mm	L mm	A mm	H mm	R mm	kg		€
804040087	40	42	102	30	105	63	0,193	1	**28,21**
804050087	50	53	130	38	133	80	0,310	1	**34,84**
804065087	65	73	172	55	176	110	0,700	1	**65,92**
804080087	80	88,9	199	60	204	133	1,180	1	**87,49**

B 100 102

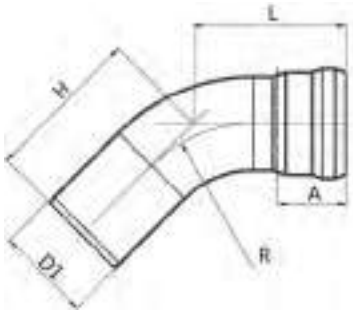

804/45

CURVA 45°

- ELBOW 45°
- ROHRBOGEN 45°
- COUDE 45°
- CURVA 45°

MATERIAL: AISI 316L – 1.4404
GASKET: EPDM cod. 826/GV (Ø 40 ÷ 65)
EPDM cod. 826/G (Ø 80)
NORM: EN 1124-3

CODE	DN	D1 mm	L mm	A mm	H mm	R mm	kg		€
804040045	40	42	68	30	71	63	0,146	1	**23,46**
804050045	50	53	85	38	88	80	0,229	1	**27,71**
804065045	65	73	112	55	117	110	0,521	1	**51,62**
804080045	80	88,9	128	60	133	133	0,864	1	**59,61**

B 100 102

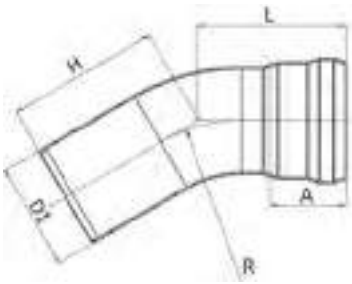

804/30

CURVA 30°

- ELBOW 30°
- ROHRBOGEN 30°
- COUDE 30°
- CURVA 30°

MATERIAL: AISI 316L – 1.4404
GASKET: EPDM cod. 826/GV (Ø 40 ÷ 65)
EPDM cod. 826/G (Ø 80)
NORM: EN 1124-3

CODE	DN	D1 mm	L mm	A mm	H mm	R mm	kg		€
804040030	40	42	59	30	62	63	0,129	1	**30,84**
804050030	50	53	73	38	76	80	0,201	1	**31,16**
804065030	65	73	98	55	102	110	0,462	1	**44,97**
804080030	80	88,9	109	60	114	133	0,752	1	**70,94**

B 100 102

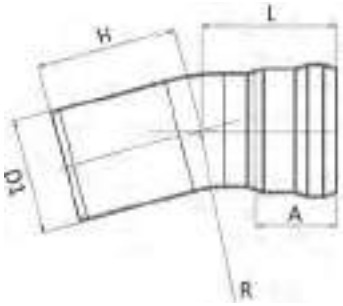

804/15

CURVA 15°

- ELBOW 15°
- ROHRBOGEN 15°
- COUDE 15°
- CURVA 15°

MATERIAL: AISI 316L – 1.4404
GASKET: EPDM cod. 826/GV (Ø 40 ÷ 65)
EPDM cod. 826/G (Ø 80)
NORM: EN 1124-3

CODE	DN	D1 mm	L mm	A mm	H mm	R mm	kg		€
804040015	40	42	51	30	54	63	0,114	1	35,87
804050015	50	53	62	38	65	80	0,173	1	42,96
804065015	65	73	82	55	86	110	0,393	1	45,03
804080015	80	88,9	90	60	95	133	0,632	1	75,75

B 100 102

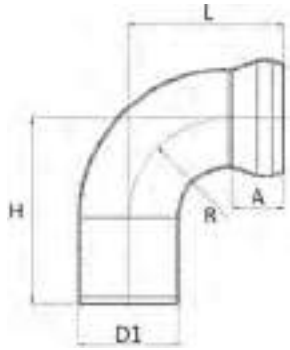

805/T

CURVA TECNICA 87°

- TECNICAL ELBOW 87°
- TECHNISCHE ROHRBOGEN 87°
- COUDE TECHNIQUE 87°
- CURVA TÉCNICA 87°

MATERIAL: AISI 316L – 1.4404
GASKET: EPDM cod. 826/G (Ø 40 ÷ 50)
cod. 826/GV (Ø 65)
NORM: EN 1124-3

CODE	DN	D1 mm	L mm	A mm	H mm	R mm	kg		€
805040000	40	42	64	20	79	42	0,159	1	31,38
805050000	50	53	81,5	26	98,5	53	0,252	1	36,55
805065000	65	73	127	55	142	73	0,720	1	70,05

B 100 102

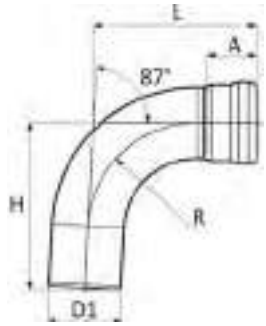

805/87

CURVA RAGGIO STRETTO 87°

- ELBOW S.R. 87°
- ROHRBOGEN KURZE RADIUS 87°
- COUDE RAYON COURT 87°
- CURVA RADIO ESTRECHO 87°

MATERIAL: AISI 316L – 1.4404
GASKET: EPDM cod. 826/GV (Ø 40 ÷ 65)
EPDM cod. 826/G (Ø 80 ÷ 150)
NORM: EN 1124-3

CODE	DN	D1 mm	L mm	A mm	H mm	R mm	kg		€
805040087	40	42	85	30	88	42	0,199	1	48,62
805050087	50	53	103	38	106	53	0,302	1	45,68
805065087	65	73	138	55	142	73	0,693	1	94,55
805080087	80	88,9	157	60	162	88,9	0,955	1	110,31
805100087	100	102	180	70	186	102	1,258	1	159,61
805125087	125	133	216	75	222	133	1,959	1	369,68
805150087	150	159	235	80	240	159	2,510	1	460,56

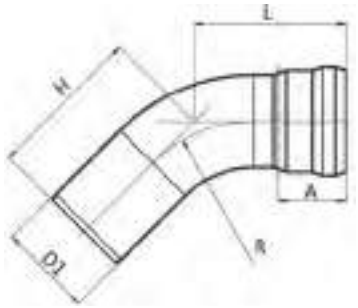

B 100 102

805/45

CURVA RAGGIO STRETTO 45°

- ELBOW S.R. 45°
- ROHRBOGEN KURZE RADIUS 45°
- COUDE RAYON COURT 45°
- CURVA RADIO ESTRECHO 45°

MATERIAL: AISI 316L – 1.4404
GASKET: EPDM cod. 826/GV (Ø 40 ÷ 65)
EPDM cod. 826/G (Ø 80 ÷ 150)
NORM: EN 1124-3

CODE	DN	D1 mm	L mm	A mm	H mm	R mm	kg		€
805040045	40	42	60	30	63	42	0,156	1	31,79
805050045	50	53	74	38	77	53	0,241	1	34,11
805065045	65	73	98	55	102	73	0,549	1	57,84
805080045	80	88,9	109	60	114	88,9	0,744	1	72,22
805100045	100	102	124	70	126	102	0,958	1	101,04
805125045	125	133	147	75	154	133	1,502	1	292,46
805150045	150	159	159	80	147	159	1,825	1	383,78

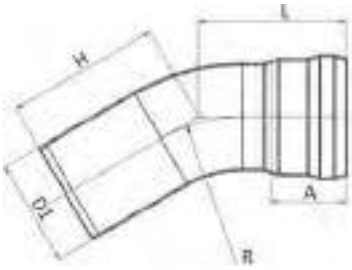

B 100 102

805/30

CURVA RAGGIO STRETTO 30°

- ELBOW S.R. 30°
- ROHRBOGEN KURZE RADIUS 30°
- COUDE RAYON COURT 30°
- CURVA RADIO ESTRECHO 30°

MATERIAL: AISI 316L – 1.4404
GASKET: EPDM cod. 826/GV (Ø 40 ÷ 65)
EPDM cod. 826/G (Ø 100 ÷ 150)
NORM: EN 1124-3

CODE	DN	D1 mm	L mm	A mm	H mm	R mm	kg		€
805100030	100	102	110	70	115	102	0,877	1	130,73
805125030	125	133	125	75	131	133	1,298	1	299,22
805150030	150	159	136	80	124	159	1,580	1	417,88

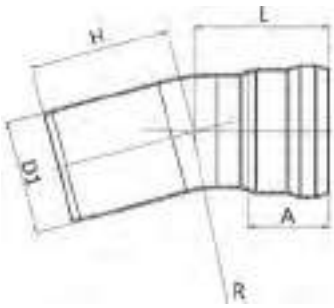

B 100 102

805/15

CURVA RAGGIO STRETTO 15°

- ELBOW S.R. 15°
- ROHRBOGEN KURZE RADIUS 15°
- COUDE RAYON COURT 15°
- CURVA RADIO ESTRECHO 15°

MATERIAL: AISI 316L – 1.4404
GASKET: EPDM cod. 826/G (Ø 100 ÷ 150)
NORM: EN 1124-3

CODE	DN	D1 mm	L mm	A mm	H mm	R mm	kg		€
805100015	100	102	96	70	101	102	0,877	1	93,35
805125015	125	133	107	75	112	133	1,100	1	225,09
805150015	150	159	114	80	102	159	1,331	1	354,06

B 100 102

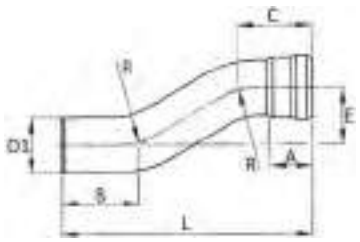

806

DISASSAMENTO 75/130/200 MM

- OFFSET 75/130/200 MM
- ETAGENBOGEN 75/130/200 MM
- DÉSAXEMENT 75/130/200 MM
- CURVA DESVIACIÓN 75/130/200 MM

MATERIAL: AISI 316L – 1.4404
GASKET: EPDM cod. 826/GV (Ø 65)
EPDM cod. 826/G (Ø 80 ÷ 125)
NORM: EN 1124-3

CODE	DN	D1 mm	E mm	L mm	A mm	B mm	C mm	R mm	kg		€
806065075	65	73	75	329	55	101	98	110	0,950	1	**165,01**
806080075	80	88,9	75	352	60	114	109	133	1,000	1	**188,81**
806100075	100	102	75	321	70	126	120	102	1,200	1	**260,44**
806125075	125	133	75	375,5	75	154	146,5	133	1,996	1	**773,87**
806065130	65	73	130	359	55	117	113	110	0,880	1	**145,99**
806080130	80	88,9	130	390	60	133	127	133	1,350	1	**189,42**
806100130	100	102	130	376	70	126	120	102	1,520	1	**289,20**
806125130	125	133	130	430,5	75	154	146,5	133	2,381	1	**806,20**
806065200	65	73	200	430	55	117	113	110	1,120	1	**148,34**
806080200	80	88,9	200	460	60	133	127	133	1,550	1	**214,27**
806100200	100	102	200	446	70	126	120	102	1,780	1	**364,84**
806125200	125	133	200	500,5	75	154	146,5	133	2,870	1	**993,65**

B 100 102

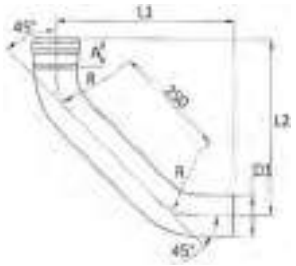

Articolo speciale a richiesta.
Special code on demand.

807

CURVA PROLUNGATA

- STREMLINE BEND
- LANG ROHRBOGEN
- COUDE PROLONGÉE
- CURVA EXTENDIDA

MATERIAL: AISI 316L – 1.4404
GASKET: EPDM cod. 826/GV (Ø 50 ÷ 65)
EPDM cod. 826/G (Ø 80 ÷ 150)
NORM: EN 1124-3

CODE	DN	D1 mm	L1 mm	L2 mm	A mm	R mm	kg		€
807080000	80	88,9	388	383	60	133	1,850	1	**199,50**
807100000	100	102	362,5	356,5	70	102	2,100	1	**335,98**
807125000	125	133	414	407	75	133	3,292	1	**914,21**
807050000	50	53	285	282	38	53	0,713	1	**on demand**
807065000	65	73	321,5	317,5	55	73	1,410	1	**on demand**
807150000	150	159	417	429	80	159	4,183	1	**on demand**

B 100 102

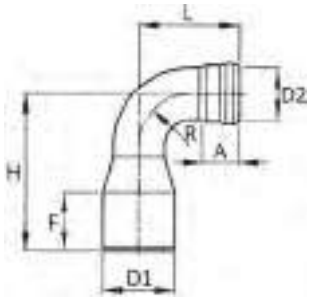

Articolo speciale a richiesta.
Special code on demand.

807/R

GOMITO RIDOTTO 87°

- REDUCED ELBOW 87°
- REDUZIERTE ROHRBOGEN 87°
- COUDE RÉDUIT 87°
- CURVA REDUCIDA 87°

MATERIAL: AISI 316L – 1.4404
GASKET: EPDM cod. 826/GV (Ø 50 ÷ 65)
NORM: EN 1124-3

CODE	DN1	DN2	D1 mm	D2 mm	A mm	L mm	H mm	F mm	R mm	kg		€
807050040	50	40	53	42	30	85	124	62	42	0,290	1	114,47
807065050	65	50	73	53	38	103	161	60	53	0,390	1	126,84

B 100 102

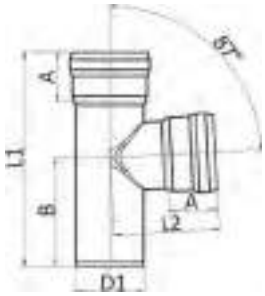

808/87

BRAGA 87°

- BRANCH 87°
- ABZWEIG 87°
- EMBRANCHEMENT 87°
- DERIVACIÓN M-H 87°

MATERIAL: AISI 316L – 1.4404
GASKET: EPDM cod. 826/GV (Ø 40 ÷ 65)
EPDM cod. 826/G (Ø 80 ÷ 150)
NORM: EN 1124-3

CODE	DN	D1 mm	A mm	L1 mm	L2 mm	B mm	kg		€
808040087	40	42	30	137	67	69,5	0,193	1	74,84
808050087	50	53	38	165	81	83,5	0,291	1	78,50
808065087	65	73	55	209	109	106	0,639	1	92,37
808080087	80	88,9	60	235	123	119	0,863	1	100,14
808100087	100	102	70	291	138	147,5	1,196	1	139,62
808125087	125	133	75	360	159	182	2,219	1	218,65
808150087	150	159	80	403	178	204	2,932	1	306,78

B 100 102

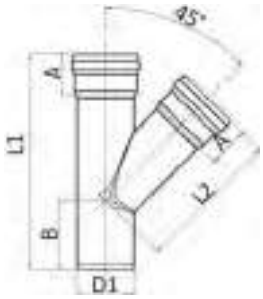

808/45

BRAGA 45°

- BRANCH 45°
- ABZWEIG 45°
- EMBRANCHEMENT 45°
- DERIVACIÓN M-H 45°

MATERIAL: AISI 316L – 1.4404
GASKET: EPDM cod. 826/GV (Ø 40 ÷ 65)
EPDM cod. 826/G (Ø 80 ÷ 150)
NORM: EN 1124-3

CODE	DN	D1 mm	A mm	L1 mm	L2 mm	B mm	kg		€
808040045	40	42	30	155	100	55	0,233	1	87,95
808050045	50	53	38	198	132,5	64	0,382	1	91,36
808065045	65	73	55	255	170	85	0,864	1	114,22
808080045	80	88,9	60	295	210	95	1,200	1	137,83
808100045	100	102	70	335	225	110	1,517	1	155,91
808125045	125	133	75	415	285	130	2,936	1	264,06
808150045	150	159	80	460	320	140	3,856	1	355,89

B 100 102

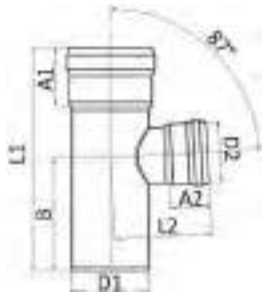

809

BRAGA RIDOTTA 87°

- REDUCED BRANCH 87°
- REDUZIERTE ABZWEIG 87°
- EMBRANCHEMENT RÉDUIT 87°
- DERIVACIÓN M-H REDUCIDA 87°

MATERIAL: AISI 316L – 1.4404
GASKET: EPDM cod. 826/GV (Ø 40 ÷ 65)
EPDM cod. 826/G (Ø 80 ÷ 150)
NORM: EN 1124-3

CODE	DN1	DN2	D1 mm	D2 mm	A1 mm	A2 mm	L1 mm	L2 mm	B mm	kg		€
809050040	50	40	53	42	38	30	165	73	83,5	0,269	1	79,66
809065040	65	40	73	42	55	30	209	83	106	0,528	1	83,82
809065050	65	50	73	53	55	38	209	91	106	0,547	1	85,92
809080050	80	50	88,9	53	60	38	235	99	119	0,726	1	88,45
809100040	100	40	102	42	70	30	216	97	110	0,749	1	107,26
809100050	100	50	102	53	70	38	226	105	115	0,800	1	116,39
809100065	100	65	102	73	70	55	291	123	147,5	1,092	1	143,17
809100080	100	80	102	88,9	70	60	291	128	147,5	1,136	1	153,91
809125050	125	50	133	53	75	38	294	121	149	1,551	1	154,21
809125065	125	65	133	73	75	55	294	139	149	1,633	1	177,96
809125100	125	100	133	102	75	70	294	153	149	1,723	1	179,16
809150065	150	65	159	73	80	55	343	152	174	2,221	1	232,73
809150100	150	100	159	102	80	70	343	166	174	2,308	1	253,45
809150125	150	125	159	133	80	75	403	172	204	2,832	1	299,94

B 100 102

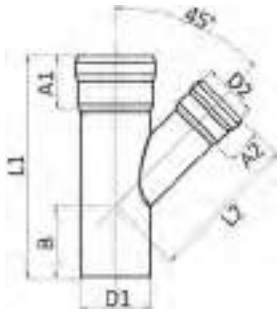

810

BRAGA RIDOTTA 45°

- REDUCED BRANCH 45°
- REDUZIERTE ABZWEIG 45°
- EMBRANCHEMENT RÉDUIT 45°
- DERIVACIÓN M-H REDUCIDA 45°

MATERIAL: AISI 316L – 1.4404
GASKET: EPDM cod. 826/GV (Ø 40 ÷ 65)
EPDM cod. 826/G (Ø 80 ÷ 150)
NORM: EN 1124-3

CODE	DN1	DN2	D1 mm	D2 mm	A1 mm	A2 mm	L1 mm	L2 mm	B mm	kg		€
810050040	50	40	53	42	38	30	198	147	65	0,373	1	82,01
810065040	65	40	73	42	55	30	205	145	60	0,563	1	90,83
810065050	65	50	73	53	55	38	230	155	75	0,651	1	94,44
810080050	80	50	88,9	53	60	38	245	173	72	0,820	1	112,53
810080065	80	65	88,9	73	60	55	255	180	85	0,961	1	112,53
810100040	100	40	102	42	70	30	250	185	65	0,916	1	121,74
810100050	100	50	102	53	70	38	270	195	75	1,019	1	137,91
810100065	100	65	102	73	70	55	300	210	95	1,257	1	147,22
810100080	100	80	102	88,9	70	60	320	220	100	1,408	1	155,76
810125050	125	50	133	53	75	38	300	225	75	1,671	1	173,86
810125065	125	65	133	73	75	55	330	240	90	2,236	1	203,34
810125100	125	100	133	102	75	70	365	260	105	2,294	1	232,75
810150065	150	65	159	73	80	55	330	240	90	2,314	1	310,38
810150100	150	100	159	102	80	70	370	281	89	2,695	1	324,45
810150125	150	125	159	133	80	75	420	300	120	3,358	1	372,45

B 100 102

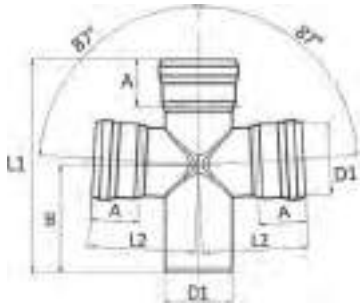

811/87

BRAGA DOPPIA 87°

- DOUBLE BRANCH 87°
- DOPPELABZWEIG 87°
- EMBRANCHEMENT DOUBLE 87°
- DERIVACIÓN DOBLE M-H 87°

MATERIAL: AISI 316L – 1.4404
GASKET: EPDM cod. 826/GV (Ø 50 ÷ 65)
EPDM cod. 826/G (Ø 100 ÷ 150)
NORM: EN 1124-3

CODE	DN	D1 mm	A mm	L1 mm	L2 mm	B mm	kg		€
811050087	50	53	38	165	81	83,5	0,359	1	**130,20**
811065087	65	73	55	209	109	105,5	0,792	1	**149,02**
811100087	100	102	70	291	138	147,5	1,451	1	**244,03**
811125087	125	133	75	360	159	182	2,616	1	**343,91**
811150087	150	159	80	403	178	204	3,422	1	**465,50**

B 100 102

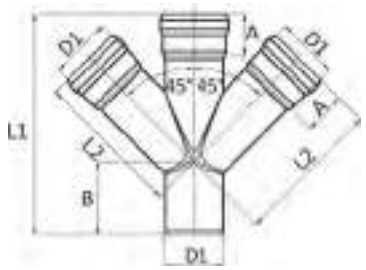

811/45

BRAGA DOPPIA 45°

- DOUBLE BRANCH 45°
- DOPPELABZWEIG 45°
- EMBRANCHEMENT DOUBLE 45°
- DERIVACIÓN DOBLE M-H 45°

MATERIAL: AISI 316L – 1.4404
GASKET: EPDM cod. 826/GV (Ø 50 ÷ 65)
EPDM cod. 826/G (Ø 100 ÷ 150)
NORM: EN 1124-3

CODE	DN	D1 mm	A mm	L1 mm	L2 mm	B mm	kg		€
811050045	50	53	38	198	132,5	65	0,497	1	**147,83**
811065045	65	73	55	255	170	85	1,078	1	**185,17**
811100045	100	102	70	335	225	110	1,953	1	**264,65**
811125045	125	133	75	415	285	130	3,780	1	**397,34**
811150045	150	159	80	460	320	140	4,938	1	**556,01**

B 100 102

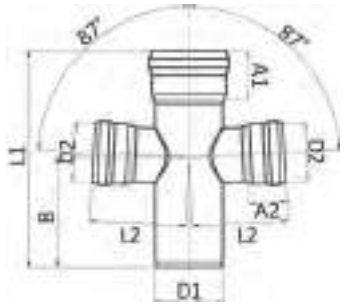

812

BRAGA DOPPIA RIDOTTA 87°

- REDUCED DOUBLE BRANCH 87°
- REDUZIERTE DOPPELABZWEIG 87°
- EMBRANCHEMENT DOUBLE RÉDUIT 87°
- DERIVACIÓN DOBLE M-H REDUCIDA 87°

MATERIAL: AISI 316L – 1.4404
GASKET: EPDM cod. 826/GV (Ø 40 ÷ 65)
EPDM cod. 826/G (Ø 80 ÷ 150)
NORM: EN 1124-3

CODE	DN1	DN2	D1 mm	D2 mm	A1 mm	A2 mm	L1 mm	L2 mm	B mm	kg		€
812050040	50	40	53	42	38	30	165	73	83,5	0,315	1	**116,38**
812065050	65	50	73	53	55	38	209	91	105,5	0,610	1	**133,01**
812080050	80	50	88,9	53	60	38	235	99	119	0,788	1	**142,29**
812100050	100	50	102	53	70	38	226	105	115	0,860	1	**207,50**
812100065	100	65	102	73	70	55	291	123	147,5	1,242	1	**214,78**
812100080	100	80	102	88,9	70	60	291	128	147,5	1,330	1	**234,83**
812125100	125	100	133	102	75	70	294	158	149	1,949	1	**275,17**
812150100	150	100	159	102	80	70	343	166	174	2,531	1	**349,09**
812150125	150	125	159	133	80	75	403	172	204	3,223	1	**439,64**

B 100 102

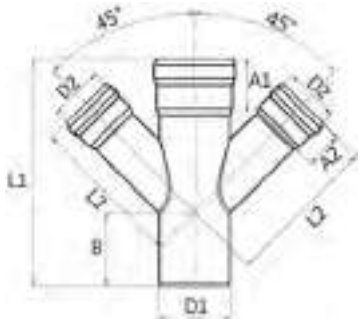

813

BRAGA DOPPIA RIDOTTA 45°

- REDUCED DOUBLE BRANCH 45°
- REDUZIERTE DOPPELABZWEIG 45°
- EMBRANCHEMENT DOUBLE RÉDUIT 45°
- DERIVACIÓN DOBLE M-H REDUCIDA 45°

MATERIAL: AISI 316L – 1.4404
GASKET: EPDM cod. 826/GV (Ø 40 ÷ 65)
EPDM cod. 826/G (Ø 80 ÷ 150)
NORM: EN 1124-3

CODE	DN1	DN2	D1 mm	D2 mm	A1 mm	A2 mm	L1 mm	L2 mm	B mm	kg		€
813050040	50	40	53	42	38	30	168	118	50	0,383	1	**141,19**
813065050	65	50	73	53	55	38	230	155	75	0,771	1	**169,00**
813080050	80	50	88,9	53	60	38	245	173	72	0,945	1	**187,85**
813100065	100	65	102	73	70	55	300	210	90	1,540	1	**237,08**
813100080	100	80	102	88,9	70	60	320	220	100	1,780	1	**256,43**
813125100	125	100	133	102	75	70	370	260	105	2,741	1	**320,22**
813150100	150	100	159	102	80	70	370	281	89	3,146	1	**387,92**
813150125	150	125	159	133	80	75	420	300	120	4,175	1	**504,26**

B 100 102

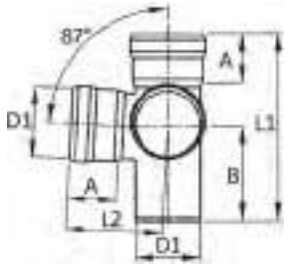

814/87

BRAGA SCAGNO 87°

- CORNER BRANCH 87°
- WINKEL ABZWEIG 87°
- TÉ DOUBLE ÉQUERRE 87°
- T DOBLE ESCUADRA 87°

MATERIAL: AISI 316L – 1.4404
GASKET: EPDM cod. 826/GV (Ø 50 ÷ 65)
EPDM cod. 826/G (Ø 80 ÷ 150)
NORM: EN 1124-3

CODE	DN	D1 mm	L1 mm	L2 mm	A mm	B mm	kg		€
814050087	50	53	164,5	81	38	83,5	0,350	1	**182,20**
814065087	65	73	209	109	55	106	0,930	1	**252,74**
814080087	80	88,9	235	122	60	119	1,230	1	**296,98**
814100087	100	102	290,5	138	70	147	1,810	1	**305,77**
814125087	125	133	359,5	159	75	182	2,602	1	**427,71**
814150087	150	159	402,5	178	80	204	3,394	1	**568,91**

B 100 102

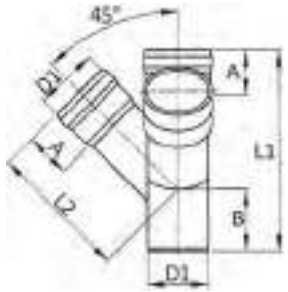

Articolo speciale a richiesta.
Special code on demand.

814/45

BRAGA SCAGNO 45°

- CORNER BRANCH 45°
- WINKEL ABZWEIG 45°
- TÉ DOUBLE ÉQUERRE 45°
- T DOBLE ESCUADRA 45°

MATERIAL: AISI 316L – 1.4404
GASKET: EPDM cod. 826/GV (Ø 50 ÷ 65)
EPDM cod. 826/G (Ø 80 ÷ 150)
NORM: EN 1124-3

CODE	DN	D1 mm	A mm	L1 mm	L2 mm	B mm	kg		€
814050045	50	53	38	188	123	65	0,450	1	**148,56**
814065045	65	73	55	255	170	85	1,000	1	**188,75**
814080045	80	88,9	60	295	210	95	1,450	1	**230,50**
814100045	100	102	70	335	225	110	2,400	1	**269,29**
814125045	125	133	75	415	285	130	3,757	1	**423,70**
814150045	150	159	80	460	320	140	4,902	1	**594,77**

B 100 102

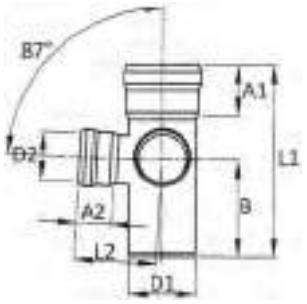

815/87

BRAGA SCAGNO RIDOTTA 87°

- REDUCED CORNER BRANCH 87°
- REDUZIERT WINKEL ABZWEIG 87°
- TÉ DOUBLE ÉQUERRE RÉDUIT 87°
- T DOBLE ESCUADRA REDUCIDA 87°

MATERIAL: AISI 316L – 1.4404
GASKET: EPDM cod. 826/GV (Ø 40 ÷ 65)
EPDM cod. 826/G (Ø 80 ÷ 150)
NORM: EN 1124-3

CODE	DN1	DN2	D1 mm	D2 mm	A1 mm	A2 mm	L1 mm	L2 mm	B mm	kg		€
815050040	50	40	53	42	38	30	164,5	72,5	83,5	0,410	1	**116,47**
815065050	65	50	73	53	55	38	209	90,5	106	0,720	1	**139,00**
815080050	80	50	88,9	53	60	38	235	98,5	119	1,160	1	**151,94**
815100065	100	65	102	73	70	55	290,5	123	147	1,440	1	**186,84**
815100080	100	80	102	88,9	70	60	290,5	128	147	1,590	1	**213,36**
815125100	125	100	133	102	75	70	293,5	153	149	1,949	1	**285,99**
815150100	150	100	159	102	80	70	342,5	166	174	2,530	1	**387,92**
815150125	150	125	159	133	80	75	402,5	195	204	3,445	1	**496,48**

B 100 102

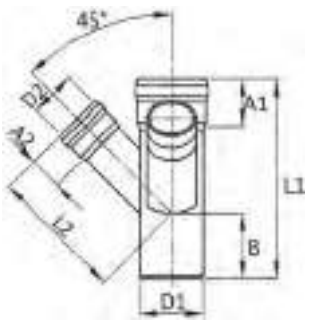

Articolo speciale a richiesta.
Special code on demand.

816/45

BRAGA SCAGNO RIDOTTA 45°

- REDUCED CORNER BRANCH 45°
- REDUZIERT WINKEL ABZWEIG 45°
- TÉ DOUBLE ÉQUERRE RÉDUIT 45°
- T DOBLE ESCUADRA REDUCIDA 45°

MATERIAL: AISI 316L – 1.4404
GASKET: EPDM cod. 826/GV (Ø 40 ÷ 65)
EPDM cod. 826/G (Ø 100 ÷ 150)
NORM: EN 1124-3

CODE	DN1	DN2	D1 mm	D2 mm	A1 mm	A2 mm	L1 mm	L2 mm	B mm	kg		€
816050040	50	40	53	42	38	30	168	118	50	0,350	1	**141,76**
816065050	65	50	73	53	55	38	230	155	75	0,850	1	**166,83**
816100065	100	65	102	73	70	55	300	210	90	1,900	1	**227,09**
816125100	125	100	133	102	75	70	365	260	105	2,742	1	**311,62**
816150100	150	100	159	102	80	70	370	275	95	3,109	1	**408,60**
816150125	150	125	159	133	80	75	425	300	120	4,169	1	**556,01**

B 100 102

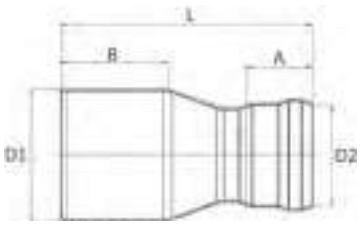

817

RIDUZIONE CONCENTRICA

- CONCENTRIC REDUCER
- REDUZIERSTÜCK KONZENTRISCH
- RÉDUCTION CONCENTRIQUE
- REDUCCIÓN CONCÉNTRICA

MATERIAL: AISI 316L – 1.4404
GASKET: EPDM cod. 826/GV (Ø 40 ÷ 65)
EPDM cod. 826/G (Ø 80 ÷ 125)
NORM: EN 1124-3

CODE	DN1	DN2	D1 mm	D2 mm	A mm	L mm	B mm	kg		€
817050040	50	40	53	42	30	120	62	0,150	1	**70,15**
817065040	65	40	73	42	30	121	62	0,235	1	**67,82**
817065050	65	50	73	53	38	140	60	0,230	1	**76,64**
817080065	80	65	88,9	73	55	195	80	0,475	1	**83,31**
817100050	100	50	102	53	38	165	89	0,506	1	**133,57**
817100065	100	65	102	73	55	184	85	0,545	1	**88,77**
817100080	100	80	102	88,9	60	190	85	0,583	1	**90,85**
817125065	125	65	133	73	55	197,5	95	0,818	1	**175,80**
817125100	125	100	133	102	70	249	85	0,833	1	**105,66**
817150100	150	100	159	102	70	247	101	1,222	1	**278,10**
817150125	150	125	159	133	75	230	95	1,308	1	**232,93**

B 100 102

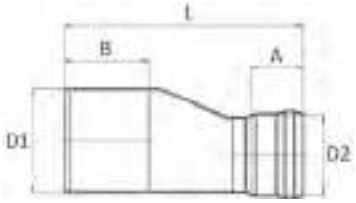

818

RIDUZIONE ECCENTRICA

- ECCENTRIC REDUCER
- REDUZIERSTÜCK EXZENTRISCH
- RÉDUCTION EXCENTRIQUE
- REDUCCIÓN EXCÉNTRICA

MATERIAL: AISI 316L – 1.4404
GASKET: EPDM cod. 826/GV (Ø 40 ÷ 65)
EPDM cod. 826/G (Ø 80 ÷ 125)
NORM: EN 1124-3

CODE	DN1	DN2	D1 mm	D2 mm	A mm	L mm	B mm	kg		€
818050040	50	40	53	42	30	125	45	0,170	1	**135,81**
818065050	65	50	73	53	38	167	70	0,322	1	**147,18**
818080065	80	65	88,9	73	55	187	77	0,465	1	**163,56**
818100050	100	50	102	53	38	197	87	0,474	1	**204,48**
818100065	100	65	102	73	55	207	87	0,590	1	**246,26**
818100080	100	80	102	88,9	60	207	87	0,635	1	**195,58**
818125100	125	100	133	102	70	239	94	1,037	1	**235,74**
818150125	150	125	159	133	75	243	101	1,382	1	**291,56**

B 100 102

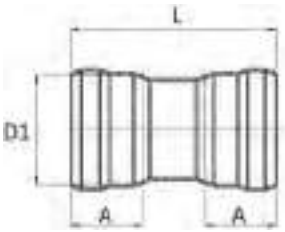

819/000

MANICOTTO

- COUPLING
- MUFFE
- MANCHON
- MANGUITO

MATERIAL: AISI 316L – 1.4404
GASKET: EPDM cod. 826/GV (Ø 40 ÷ 65)
EPDM cod. 826/G (Ø 80 ÷ 150)
NORM: EN 1124-3

CODE	DN	D1 mm	A mm	L mm	kg		€
819040000	40	42	30	84	0,098	1	**33,12**
819050000	50	53	38	94	0,138	1	**35,63**
819065000	65	73	55	135	0,335	1	**46,29**
819080000	80	88,9	60	145	0,438	1	**49,46**
819100000	100	102	70	180	0,622	1	**55,50**
819125000	125	133	75	190	1,000	1	**75,02**
819150000	150	159	80	200	1,290	1	**105,14**

B 100 102

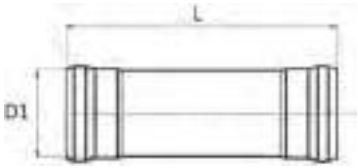

819/001

MANICOTTO PASSANTE

- SLIP COUPLING
- SCHIEBEMUFFE
- MANCHON LONG
- MANGUITO SIN TOPE

MATERIAL: AISI 316L – 1.4404
GASKET: EPDM cod. 826/G (Ø 40 ÷ 150)
NORM: EN 1124-3

CODE	DN	D1 mm	L mm	kg		€
819040001	40	42	142	0,163	1	**51,81**
819050001	50	53	176	0,251	1	**57,79**
819065001	65	73	255	0,654	1	**70,04**
819080001	80	88,9	294	0,865	1	**79,58**
819100001	100	102	334	1,130	1	**92,57**
819125001	125	133	405	2,100	1	**178,86**
819150001	150	159	473	2,960	1	**358,49**

B 100 102

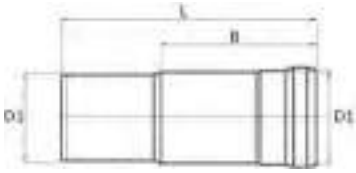

819/002

MANICOTTO PROLUNGATO

- SLIDE COUPLING
- DEHNUNGSMUFFE
- MANCHON PROLONGÉE
- MANGUITO EXTENDIDO

MATERIAL: AISI 316L – 1.4404
GASKET: EPDM cod. 826/G (Ø 40 ÷ 150)
NORM: EN 1124-3

CODE	DN	D1 mm	B mm	L mm	kg		€
819040002	40	42	69	120	0,132	1	45,45
819050002	50	53	94	155	0,214	1	54,29
819065002	65	73	139	205	0,486	1	67,78
819080002	80	88,9	134	210	0,605	1	71,35
819100002	100	102	148	240	0,794	1	80,82
819125002	125	133	158	260	1,300	1	134,34
819150002	150	159	168	285	1,758	1	242,29

B 100 102

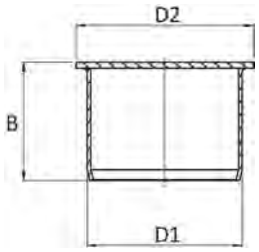

819/003

TAPPO

- STOP END
- VERSCHLUSSSTOPFEN
- BOUCHON
- TAPÓN

MATERIAL: AISI 316L – 1.4404

CODE	DN	D1 mm	D2 mm	B mm	kg		€
819040003	40	42	50	32	0,068	1	39,64
819050003	50	53	60,5	40,5	0,106	1	45,68
819065003	65	73	80,5	57,5	0,230	1	53,51
819080003	80	88,9	98	62	0,317	1	67,71
819100003	100	102	112	72	0,420	1	83,62
819125003	125	133	145	77	0,634	1	122,60
819150003	150	159	174	82	0,854	1	135,50

B 100 102

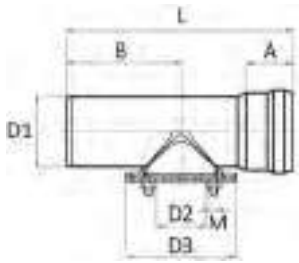

819/004

ISPEZIONE

- CLEANOUT PORT
- REVISIONSROHR
- OUVERTURE DE NETTOYAGE
- INSPECCIÓN

MATERIAL: AISI 316L – 1.4404
GASKET: EPDM cod. 826/GV (Ø 40 ÷ 65)
EPDM cod. 826/G (Ø 80 ÷ 150)
NORM: EN 1124-3

CODE	DN	D1 mm	D2 mm	D3 mm	A mm	L mm	M	Screw Nr.	B mm	kg		€
819040004	40	42	42	70	30	142,5	M6	4	70	0,286	1	**146,85**
819050004	50	53	53	80	38	165	M6	4	84	0,380	1	**151,90**
819065004	65	73	73	105	55	225	M8	4	115	0,795	1	**188,22**
819080004	80	88,9	88,9	125	60	255	M8	4	130	1,070	1	**207,85**
819100004	100	102	88,9	125	70	291	M8	4	148	1,292	1	**219,93**
819125004	125	133	133	165	75	360	M8	8	182	2,647	1	**370,17**
819150004	150	159	133	165	80	403	M8	8	204	3,257	1	**485,94**

B 100 102

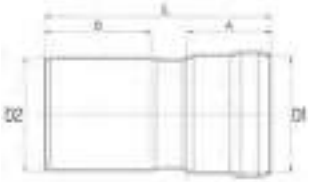

827

ADATTATORE FEMMINA-MASCHIO

- ADAPTER FEMALE-MALE
- ADAPTER I-A
- ADAPTATEUR FEMELLE-MÂLE
- ADAPTADOR HEMBRA-MACHO

MATERIAL: AISI 316L – 1.4404
NORM: EN 1124-3
GASKET: EPDM cod. 826/GV (Ø 40 ÷ 65)

CODE	DN	D1 mm	D2 mm	A mm	B mm	L mm	kg		€
827042040	40	42	40	30	60	110	0,126	1	**30,30**
827053050	50	53	50	38	60	120	0,177	1	**31,83**
827073075	65	73	75	55	70	150	0,392	1	**38,49**

B 100 102

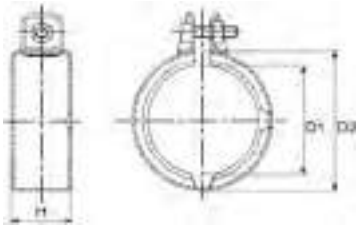

Disponibile fino a esaurimento scorte
Available while supplies last
Lieferbar solange der Vorrat zu Verfügung steht
Disponible jusqu'à épuisement des stocks
Disponible hasta finalizar existencias

827/000

COLLARE ANTISFILAMENTO

- SAFETY COLLAR
- SICHERHEITSSCHELLE
- COLLIER DE SÉCURITÉ
- ABRAZADERA DE SEGURIDAD

MATERIAL: AISI 316L – 1.4404

CODE	DN	D1 mm	D2 mm	H mm	kg		€
827040000	40	42	56	27	0,120	1	**59,66**
827050000	50	53	68	31	0,150	1	**61,03**
827065000	65	73	92,5	40	0,300	1	**72,29**
827080000	80	88,9	110,5	44	0,380	1	**79,77**
827100000	100	102	124,5	53	0,500	1	**88,01**
827125000	125	133	162	58	0,687	1	**105,71**
827150000	150	159	191	63	0,860	1	**124,96**

B 100 102

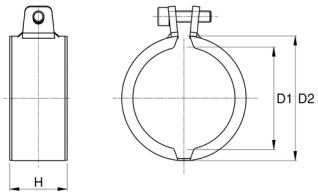

NEW

827/001

COLLARE ANTISFILAMENTO HP

- SAFETY COLLAR HP
- SICHERHEITSSCHELLE HP
- COLLIER DE SÉCURITÉ HP
- ABRAZADERA DE SEGURIDAD HP

MATERIAL: AISI 316L – 1.4404

CODE	DN	D1 mm	D2 mm	H mm	kg		€
827040001	40	42	60,3	31,5	0.120	1	**59,66**
827050001	50	53	70	31,5	0,152	1	**61,03**
827065001	65	73	88,9	41	0,209	1	**72,29**
827080001	80	90	110	44,5	0,272	1	**79,77**
827100001	100	101,6	127	53,5	0,363	1	**88,01**
827125001	125	133	168,3	59	0,776	1	**105,71**
827150001	150	159	200	64	0,994	1	**124,96**

La rondella anti-sfilamentoè in acciaio inossidabile 304 - 1.4301.
The anti-slip washer is made of stainless steel 304 - 1.4301.
Die Antirutschscheibe ist aus Edelstahl 304 – 1.4301 gefertigt.
La rondelle antidérapante est en acier inoxydable 304 - 1.4301.
La arandela antideslizante está fabricada en acero inoxidable 304 - 1.4301.

B 100 102

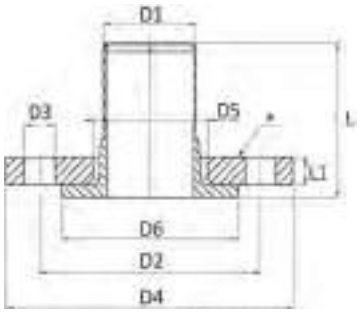

820/PN6

BOCCHELLO CON FLANGIA GIREVOLE

- SLEEVE / ROTARY FLANGE
- LOSE-FLANSCH / AUSSEN
- BRIDE TOURNANTE / SORTIE A BRIDE
- BRIDA LOCA / TRONCO EMBRIDADO

MATERIAL: AISI 316L – 1.4404
NOTE: (*) S235JR (Fe 360) zincata - galvanized - verzinkt - galvanisés - galvanizado

PN 6

CODE	DN	D1 mm	L mm	L1 mm	D2 mm	D3 mm	D4 mm	D5 mm	D6 mm	Holes Nr.	kg		€
820040006	40	42	70	12	100	14	130	52	80	4	1,304	1	**149,47**
820050006	50	53	80	12	110	14	140	64	90	4	1,544	1	**181,80**
820065006	65	73	100	12	130	14	160	83	110	4	1,975	1	**223,18**
820080006	80	88,9	110	14	150	18	190	96	128	4	3,166	1	**298,41**
820100006	100	102	130	14	170	18	210	113	148	4	3,805	1	**339,63**
820125006	125	133	150	14	200	18	240	140	178	8	4,770	1	**573,87**
820150006	150	159	170	14	225	18	265	166	202	8	5,516	1	**698,53**

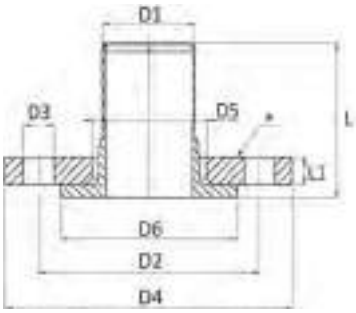

B 100 102

820/PN16

BOCCHELLO CON FLANGIA GIREVOLE

- SLEEVE / ROTARY FLANGE
- LOSE-FLANSCH / AUSSEN
- BRIDE TOURNANTE / SORTIE A BRIDE
- BRIDA LOCA / TRONCO EMBRIDADO

MATERIAL: AISI 316L – 1.4404
NOTE: (*) S235JR (Fe 360) zincata - galvanized - verzinkt - galvanisés - galvanizado

PN 16

CODE	DN	D1 mm	L mm	L1 mm	D2 mm	D3 mm	D4 mm	D5 mm	D6 mm	Holes Nr.	kg		€
820040010	40	42	70	16	110	18	150	52	88	4	2,181	1	154,61
820050010	50	53	80	18	125	18	165	64	102	4	2,978	1	214,24
820065010	65	73	100	18	145	18	185	83	122	4	3,659	1	245,28
820080010	80	88,9	110	20	160	18	200	96	138	8	4,580	1	304,27
820100010	100	102	130	20	180	18	220	113	158	8	5,455	1	382,59
820125010	125	133	150	22	210	18	250	140	188	8	7,377	1	627,02
820150010	150	159	170	22	240	22	285	166	212	8	9,029	1	759,00

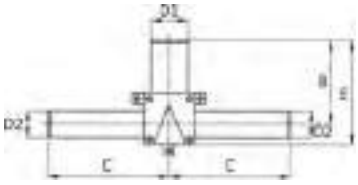

Articolo speciale a richiesta.
Special code on demand.

B 100 102

820/I

BRAGA RIDOTTA CON ISPEZIONE

- REDUCED BRANCH WITH CLEANOUT
- REDUZIERTE BRANCH / INSPEKTION
- EMBRANCHEMENT RÉDUIT / INSPECTION
- DERIVACIÓN REDUCIDA / INSPECCIÓN

MATERIAL: AISI 316L – 1.4404

CODE	DN1	DN2	D1 mm	D2 mm	B mm	C mm	E mm	kg		€
820205000	65	50	73	53	165	240	205	2,120	1	231,79
820260000	65	50	73	53	220	240	260	2,280	1	307,91

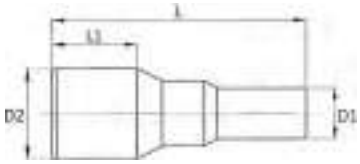

Articolo speciale a richiesta.
Special code on demand.

B 100 102

820/R

RIDUZIONE L=1000 MM

- REDUCER WITHOUT SOCKET L=1000 MM
- REDUZIERSTÜCK A-A L=1000 MM
- RÉDUCTION L=1000 MM
- REDUCCIÓN L=1000 MM

MATERIAL: AISI 316L – 1.4404

CODE	D1 mm	D2 mm	L mm	L1 mm	kg		€
820065040	42	73	1000	70	1,336	1	158,10

B 100 102

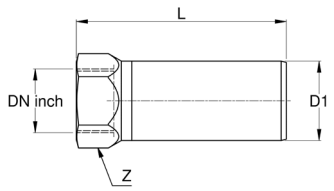

820/F

RACCORDO FILETTATO FEMMINA

- FEMALE THREADED CONNECTOR
- ÜBERGANGSSTÜCK MIT IG
- RACCORD FILETÉ FEMELLE
- RACOR ROSCA HEMBRA

MATERIAL: AISI 316L – 1.4404

CODE	DN	D1 mm	DN inch	L mm	Z mm	kg		€
820040100	40	42	1"	140	46	0,290	1	150,70
820040114	40	42	1"1/4	140	46	0,270	1	75,81
820040112	40	42	1"1/2	140	55	0,390	1	79,89
820050114	50	53	1"1/4	140	55	0,440	1	174,69
820050112	50	53	1"1/2	140	55	0,370	1	181,17
820050200	50	53	2"	140	70	0,660	1	190,14

B 100 102

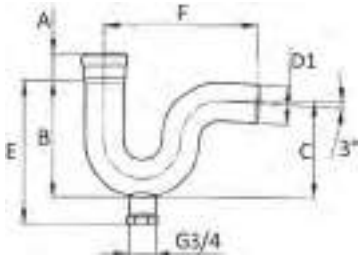

820/S

SIFONE

- TRAP
- SYPHON
- SIPHON
- SIFÓN

MATERIAL: AISI 316L – 1.4404
GASKET: EPDM cod. 826/GV (Ø 40 ÷ 50)
NORM: EN 1124-3

CODE	DN	D1 mm	A mm	B mm	C mm	E mm	F mm	kg		€
820040000	40	42	30	128	105	162	172	0,700	1	268,07
820050000	50	53	38	161	132,5	198	212	0,990	1	394,64

B 100 102

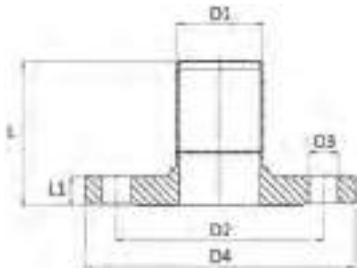

821/PN6

FLANGIA CON RACCORDO MASCHIO PN6

- FLANGE WITH SPIGOT PN6
- FLANSCHADAPTER / AUSSEN PN6
- BRIDE DE RACCORD / MALE PN6
- BRIDA ADAPTADOR / MACHO PN6

PN 6

MATERIAL: AISI 316L – 1.4404

CODE	DN	D1 mm	L mm	L1 mm	D2 mm	D3 mm	D4 mm	Holes Nr.	kg		€
821040006	40	42	70	14	100	14	130	4	1,301	1	125,33
821050006	50	53	78,5	14	110	14	140	4	1,475	1	152,42
821065006	65	73	97,5	14	130	14	160	4	1,897	1	187,12
821080006	80	88,9	105	16	150	18	190	4	2,979	1	263,61
821100006	100	102	115	16	170	18	210	4	3,497	1	300,05
821125006	125	133	116	10	200	18	240	8	2,792	1	506,95
821150006	150	159	122	10	225	18	265	8	3,245	1	602,53

B 100 102

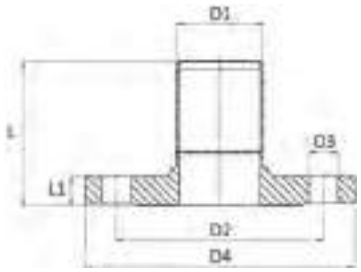

821/PN16

FLANGIA CON RACCORDO MASCHIO

- FLANGE WITH SPIGOT
- FLANSCHADAPTER / AUSSEN
- BRIDE DE RACCORD / MALE
- BRIDA ADAPTADOR / MACHO

MATERIAL: AISI 316L – 1.4404

PN 16

CODE	DN	D1 mm	L mm	L1 mm	D2 mm	D3 mm	D4 mm	Holes Nr.	kg		€
821040010	40	42	72	16	110	18	150	4	1,968	1	**156,10**
821050010	50	53	82,5	18	125	18	165	4	2,650	1	**198,30**
821065010	65	73	101,5	18	145	18	185	4	3,270	1	**226,99**
821080010	80	88,9	109	20	160	18	200	8	3,995	1	**268,79**
821100010	100	102	119	20	180	18	220	8	4,670	1	**338,01**
821125010	125	133	118	12	210	18	250	8	3,625	1	**515,39**
821150010	150	159	125	12	240	22	285	8	4,482	1	**619,54**

B 100 102

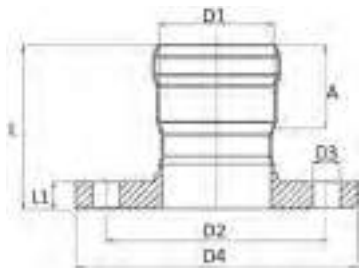

822/PN6

FLANGIA CON RACCORDO FEMMINA PN6

- FLANGE WITH SOCKET PN6
- FLANSCHADAPTER / INNEN PN6
- BRIDE DE RACCORD / FEMELLE PN6
- BRIDA ADAPTADOR / HEMBRA PN6

MATERIAL: AISI 316L – 1.4404
GASKET: EPDM cod. 826/GV (Ø 40 ÷ 65)
EPDM cod. 826/G (Ø 80 ÷ 150)
NORM: EN 1124-3

PN 6

CODE	DN	D1 mm	A mm	L mm	L1 mm	D2 mm	D3 mm	D4 mm	Holes Nr.	kg		€
822040006	40	42	30	67	14	100	14	130	4	1,304	1	**139,26**
822050006	50	53	38	75	14	110	14	140	4	1,477	1	**175,91**
822065006	65	73	55	104	14	130	14	160	4	1,931	1	**225,99**
822080006	80	88,9	60	100	16	150	18	190	4	2,986	1	**310,29**
822100006	100	102	70	125	16	170	18	210	4	3,563	1	**397,47**
822125006	125	133	75	112	10	200	18	240	8	2,815	1	**442,14**
822150006	150	159	80	117,5	10	225	18	265	8	3,270	1	**515,08**

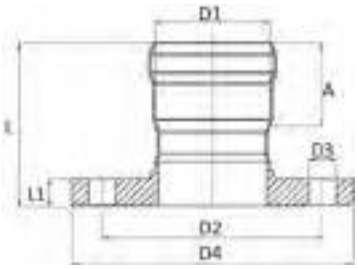

B 100 102

822/PN16

FLANGIA CON RACCORDO FEMMINA

- FLANGE WITH SOCKET
- FLANSCHADAPTER / INNEN
- BRIDE DE RACCORD / FEMELLE
- BRIDA ADAPTADOR / HEMBRA

MATERIAL: AISI 316L – 1.4404
GASKET: EPDM cod. 826/GV (Ø 40 ÷ 65)
EPDM cod. 826/G (Ø 80 ÷ 150)
NORM: EN 1124-3

PN 16

CODE	DN	D1 mm	A mm	L mm	L1 mm	D2 mm	D3 mm	D4 mm	Holes Nr.	kg		€
822040010	40	42	30	69	16	110	18	150	4	1,972	1	**180,37**
822050010	50	53	38	79	18	125	18	165	4	2,653	1	**201,53**
822065010	65	73	55	108	18	145	18	185	4	3,301	1	**239,16**
822080010	80	88,9	60	104	20	160	18	200	8	4,000	1	**275,38**
822100010	100	102	70	129	20	180	18	220	8	4,736	1	**426,92**
822125010	125	133	75	114	12	210	18	250	8	3,648	1	**484,49**
822150010	150	159	80	119,5	12	240	22	285	8	4,504	1	**553,93**

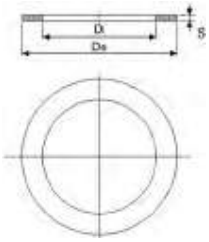

R 30 30

434/PN 6

GUARNIZIONE ECOLOGICA PER FLANGE

- GASKET FOR FLANGE
- FLANSCHDICHTUNG
- JOINT POUR BRIDE
- JUNTA ECOLÓGICA PARA BRIDA

MATERIAL: Sesalit Eco
NORM: EN 1092-1

PN 6

CODE	DN	De mm	Di mm	S mm	g		€
434040006	40 - (1"1/2)	85	45	2	14	10	**3,07**
434050006	50 - (2")	95	57	2	15	10	**4,67**
434065006	65 - (2"1/2)	115	76	2	19	10	**6,43**
434080006	80 - (3")	132	89	2	26	10	**7,62**
434100006	100 - (4")	152	108	2	29	10	**9,02**
434125006	125 - (5")	182	133	2	41	10	**12,54**
434150006	150 - (6")	207	160	2	38	10	**14,28**

R 30 30

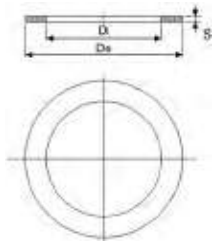

434/PN 10-16

GUARNIZIONE ECOLOGICA PER FLANGE

- GASKET FOR FLANGE
- FLANSCHDICHTUNG
- JOINT POUR BRIDE
- JUNTA ECOLÓGICA PARA BRIDA

PN 10/16

MATERIAL: Sesalit Eco
NORM: EN 1092-1

CODE	DN	De mm	Di mm	S mm	g		€
434040000	40 - (1"1/2)	92	45	2	17	10	**3,07**
434050000	50 - (2")	108	57	2	22	10	**4,62**
434065000	65 - (2"1/2)	127	76	2	27	10	**6,38**
434080000	80 - (3")	142	89	2	30	10	**7,55**
434100000	100 - (4")	162	108	2	38	10	**8,66**
434125000	125 - (5")	192	140	2	44	10	**12,18**
434150000	150 - (6")	218	169	2	55	10	**13,90**

Sesalit ECO: fibre organiche e sintetiche legate con gomma NBR/SBR esente amianto
IMPIEGHI: Acqua calda e fredda, olii vegetali ed animali, aria, alcuni carburanti (no GAS)
LIMITI DI TEMPERATURA ORIENTATIVI
Temperatura massima per brevi esposizioni: 180º-200º C
Temperatura massima di esercizio continuo per fluidi non aggressivi: 140º C
Temperatura massima di esercizio continuo con vapore: 110º C
OMOLOGAZIONI: acqua potabile WRAS nº 1605525

Sesalit ECO: organic and synthetic fibers bonded with NBR/SBR asbestos-free
USES: hot and cold water, vegetable and animal oils, air, some fuels (no GAS)
GUIDELINE TEMPERATURE LIMITS
Maximum temperature for short exposure: 180º-200º C
Maximum operating temperature for continuous non-aggressive fluids: 140º C
Maximum temperature for continuous operation with steam: 110º C
APPROVAL: potable water WRAS nº 1605525

B 100 102

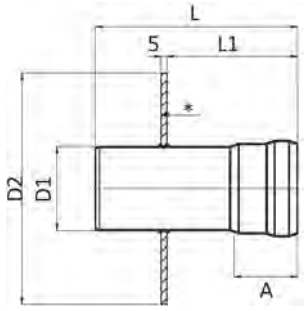

823/F1

PASSAGGIO STAGNO F1

- DECK / BULKHEAD PENETRATION F1
- WANDDURCHFÜHRUNG F1
- PASSAGE ÉTANCHE F1
- PASAJE ESTAÑO F1

MATERIAL: AISI 316L – 1.4404
NOTE: (*) S235JR (Fe 360) verniciato - painted - bemalt - peint - pintado
GASKET: EPDM cod. 826/GV (Ø 40 ÷ 65)
EPDM cod. 826/G (Ø 80 ÷ 150)
NORM: EN 1124-3

CODE	DN	D1 mm	L mm	L1 mm	D2 mm	A mm	kg		€
823040000	40	42	161	93	200	30	1,345	1	**117,54**
823050000	50	53	202	118	200	38	1,410	1	**121,19**
823065000	65	73	279	165	200	55	1,470	1	**152,81**
823080000	80	88,9	332	194	200	60	1,510	1	**174,69**
823100000	100	102	381	223	200	70	2,130	1	**194,72**
823125000	125	133	479	275	250	75	3,775	1	**276,80**
823150000	150	159	562	319	250	80	4,511	1	**324,72**

B 100 102

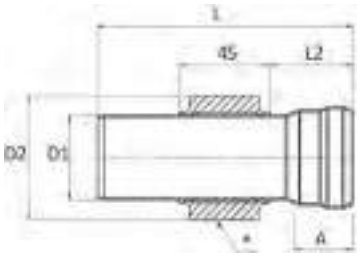

823/M1

PASSAGGIO STAGNO M1

- DECK / BULKHEAD PENETRATION M1
- WANDDURCHFÜHRUNG M1
- PASSAGE ÉTANCHE M1
- PASAJE ESTAÑO M1

MATERIAL: AISI 316L – 1.4404
NOTE: (*) S235JR (Fe 360) verniciato - painted - bemalt - peint - pintado
GASKET: EPDM cod. 826/GV (Ø 40 ÷ 65)
EPDM cod. 826/G (Ø 80 ÷ 150)
NORM: EN 1124-3

CODE	DN	D1 mm	L mm	L2 mm	D2 mm	A mm	kg		€
823040001	40	42	125	40	61	30	0,533	1	**84,66**
823050001	50	53	145	50	70	38	0,612	1	**98,73**
823065001	65	73	175	65	88,9	55	0,926	1	**134,85**
823080001	80	88,9	185	70	110	60	1,394	1	**157,93**
823100001	100	102	205	80	121	70	1,501	1	**170,22**
823125001	125	133	215	85	150	75	1,979	1	**212,29**
823150001	150	159	225	90	178	80	2,613	1	**315,38**

B 100 102

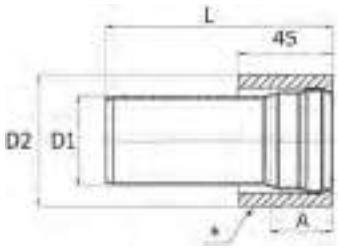

823/M2

PASSAGGIO STAGNO M2

- DECK / BULKHEAD PENETRATION M2
- WANDDURCHFÜHRUNG M2
- PASSAGE ÉTANCHE M2
- PASAJE ESTAÑO M2

MATERIAL: AISI 316L – 1.4404
NOTE: (*) S235JR (Fe 360) verniciato - painted - bemalt - peint - pintado
GASKET: EPDM cod. 826/GV (Ø 40 ÷ 65)
EPDM cod. 826/G (Ø 80 ÷ 150)
NORM: EN 1124-3

CODE	DN	D1 mm	L mm	D2 mm	A mm	kg		€
823040002	40	42	108	62,5	30	0,485	1	**68,10**
823050002	50	53	125	75	38	0,645	1	**70,57**
823065002	65	73	155	101	55	1,180	1	**98,86**
823080002	80	88,9	178	113,5	60	1,200	1	**122,13**
823100002	100	102	198	133	70	1,760	1	**152,99**
823125002	125	133	245	168	75	2,773	1	**192,89**
823150002	150	159	284	193	80	3,116	1	**268,64**

B 100 102

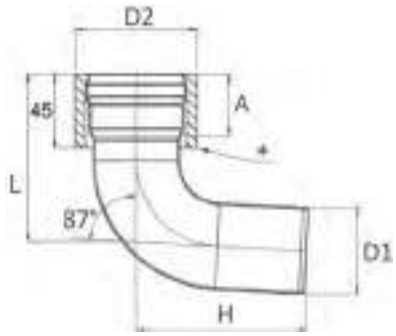

823/M3

PASSAGGIO STAGNO M3

- DECK / BULKHEAD PENETRATION M3
- WANDDURCHFÜHRUNG M3
- PASSAGE ÉTANCHE M3
- PASAJE ESTAÑO M3

MATERIAL: AISI 316L – 1.4404
NOTE: (*) S235JR (Fe 360) verniciato - painted - bemalt - peint - pintado
GASKET: EPDM cod. 826/GV (Ø 40 ÷ 65)
EPDM cod. 826/G (Ø 80 ÷ 100)
NORM: EN 1124-3

CODE	DN	D1 mm	L mm	D2 mm	H mm	A mm	kg		€
823040003	40	42	85	62,5	88	30	0,564	1	**71,44**
823050003	50	53	103	75	106	38	0,771	1	**97,83**
823065003	65	73	138	101	142	55	1,510	1	**156,87**
823080003	80	88,9	157	113,5	162	60	1,485	1	**196,51**
823100003	100	102	180	133	186	70	2,365	1	**280,75**

B 100 102

823/M4

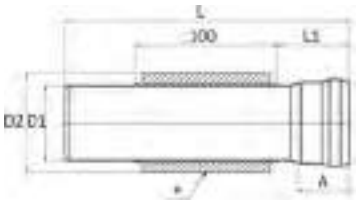

PASSAGGIO STAGNO M4

- DECK / BULKHEAD PENETRATION M4
- WANDDURCHFÜHRUNG M4
- PASSAGE ÉTANCHE M4
- PASAJE ESTAÑO M4

MATERIAL: AISI 316L – 1.4404
NOTE: (*) S235JR (Fe 360) verniciato - painted - bemalt - peint - pintado
GASKET: EPDM cod. 826/GV (Ø 40 ÷ 65)
EPDM cod. 826/G (Ø 80 ÷ 150)
NORM: EN 1124-3

CODE	DN	D1 mm	L mm	L1 mm	D2 mm	A mm	kg		€
823040004	40	42	180	40	61	30	1,195	1	**114,15**
823050004	50	53	200	50	70	38	1,320	1	**161,33**
823065004	65	73	230	65	88,9	55	1,820	1	**173,84**
823080004	80	88,9	240	70	110	60	2,835	1	**198,20**
823100004	100	102	260	80	121	70	2,895	1	**233,58**
823125004	125	133	270	85	150	75	3,462	1	**291,92**
823150004	150	159	280	90	178	80	4,675	1	**404,18**

B 100 102

824/G



FLESSIBILE PER SCARICHI / GRAVITÀ

- FLEXIBILE PIPE FOR DRAINS / GRAVITY
- FLEXIBEL ROHR / SCHWERKRAFT
- TUYAU FLEXIBLE / GRAVITÉ
- TUBO FLEXIBLE / GRAVITACIÓN

MATERIAL: AISI 316L – 1.4404
GASKET: EPDM cod. 826/GV (Ø 50)
NORM: EN 1124-3

CODE	DN	D1 mm	A mm	L mm	B mm	kg		€
8240500600	50	53	38	600	55	0,780	1	**437,67**
8240500750	50	53	38	750	55	0,960	1	**481,75**
8240501000	50	53	38	1000	55	1,260	1	**538,32**
8240501250	50	53	38	1250	55	1,550	1	**595,77**

B 100 102

824/V



FLESSIBILE PER SCARICHI / VUOTO

- FLEXIBILE PIPE FOR DRAINS / VACUUM
- FLEXIBEL ROHR / VAKUUM
- TUYAU FLEXIBLE / VIDE
- TUBO FLEXIBLE / VACÍO

MATERIAL: AISI 316L – 1.4404
GASKET: EPDM cod. 826/GV (Ø 50)
NORM: EN 1124-3

CODE	DN	D1 mm	A mm	L mm	B mm	kg		€
8240501100	50	53	38	1100	62	1,936	1	**679,27**
8240501500	50	53	38	1500	62	2,576	1	**786,26**
8240502000	50	53	38	2000	62	3,446	1	**922,12**
8240502500	50	53	38	2500	62	4,308	1	**1016,40**

B 100 102

825/01

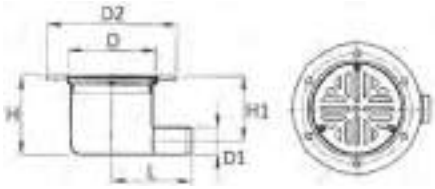

POZZETTO CON FLANGIA / ATTACCO ORIZZONTALE

- SCUPPER WITH FLANGE / HORIZONTAL OUTLET
- BODENABLAUF MIT FLANSCH / HORIZONTAL ABGANG
- BONDE AVEC BRIDE / LATÉRAL
- DESAGÜE CON BRIDA / LATERAL

MATERIAL: AISI 316L – 1.4404
NOTE: Senza sifone - Without siphon - Ohne Syphon - Sans siphon - Sin sifón

CODE	DN	D1 mm	L mm	H mm	H1 mm	D mm	D2 mm	kg		€
825040011	40	42	115	134,5	111,5	138	200	3,280	1	**519,50**
825050011	50	53	115	134,5	111,5	138	200	3,300	1	**526,19**
825065011	65	73	142,5	134,5	99	138	200	3,420	1	**533,96**

B 100 102

825/02

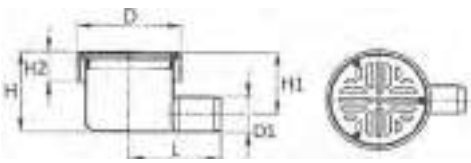

POZZETTO A SALDARE / ATTACCO ORIZZONTALE

- SCUPPER TO WELD / HORIZONTAL OUTLET
- BODENABLAUF ZU SCHWEISSEN / HORIZONTAL ABGANG
- BONDE À SOUDER / LATÉRAL
- DESAGÜE PARA SOLDAR / LATERAL

MATERIAL: AISI 316L – 1.4404
NOTE: Senza sifone - Without siphon - Ohne Syphon - Sans siphon - Sin sifón

CODE	DN	D1 mm	L mm	H mm	H1 mm	H2 mm	D mm	kg		€
825040022	40	42	115	134,5	111,5	45	150	1,806	1	**415,31**
825050022	50	53	115	134,5	111,5	45	150	1,865	1	**420,51**
825065022	65	73	142,5	134,5	99	45	150	2,500	1	**427,17**
825100022	100	102	157,5	153,5	102,5	45	150	2,830	1	**537,87**

B 100 102

825/03

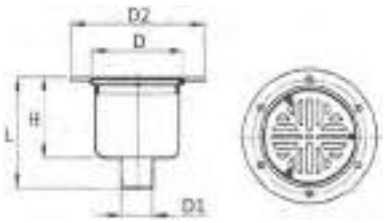

POZZETTO CON FLANGIA / ATTACCO VERTICALE

- SCUPPER WITH FLANGE / VERTICAL OUTLET
- BODENABLAUF MIT FLANSCH / VERTIKAL ABGANG
- BONDE AVEC BRIDE / VERTICAL
- DESAGÜE CON BRIDA / VERTICAL

MATERIAL: AISI 316L – 1.4404
NOTE: Senza sifone - Without siphon - Ohne Syphon - Sans siphon - Sin sifón

CODE	DN	D1 mm	L mm	H mm	D mm	D2 mm	kg		€
825040033	40	42	189,5	134,5	138	200	3,270	1	**519,50**
825050033	50	53	189,5	134,5	138	200	3,270	1	**526,19**
825065033	65	73	208,5	134,5	138	200	3,380	1	**533,96**

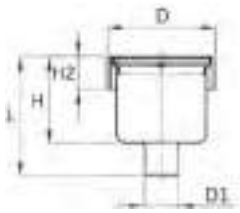

B 100 102

825/04

POZZETTO A SALDARE / ATTACCO VERTICALE

- SCUPPER TO WELD / VERTICAL OUTLET
- BODENABLAUF ZU SCHWEISSEN / VERTIKAL ABGANG
- BONDE À SOUDER / VERTICAL
- DESAGÜE PARA SOLDAR / VERTICAL

MATERIAL: AISI 316L – 1.4404
NOTE: Senza sifone - Without siphon - Ohne Syphon - Sans siphon - Sin sifón

CODE	DN	D1 mm	L mm	H mm	H2 mm	D mm	kg		€
825040044	40	42	189,5	134,5	45	150	1,796	1	**415,31**
825050044	50	53	189,5	134,5	45	150	2,370	1	**420,51**
825065044	65	73	208,5	134,5	45	150	2,460	1	**427,17**
825100044	100	102	223,5	134,5	45	150	2,480	1	**537,87**

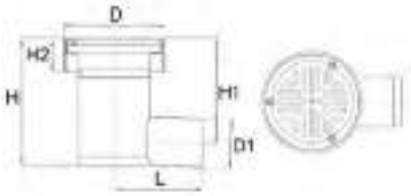

B 100 102

825/05

POZZETTO A SALDARE / ATTACCO ORIZZONTALE / LUNGO

- SCUPPER TO WELD / HORIZONTAL OUTLET / LONG
- BODENABLAUF ZU SCHWEISSEN / HORIZONTAL ABGANG / LANG
- BONDE À SOUDER / LATÉRAL / LONG
- DESAGÜE PARA SOLDAR / LATERAL / LARGO

MATERIAL: AISI 316L – 1.4404
NOTE: Senza sifone - Without siphon - Ohne Syphon - Sans siphon - Sin sifón

CODE	DN	D1 mm	L mm	H mm	H1 mm	H2 mm	D mm	kg		€
825040055	40	42	128,5	187	169,5	50	150	2,006	1	**627,59**
825050055	50	53	129	187	164	50	150	2,032	1	**657,41**
825065055	65	73	129,5	187	154	50	150	2,074	1	**734,63**
825100055	100	102	157	187	141	50	150	2,246	1	**906,22**

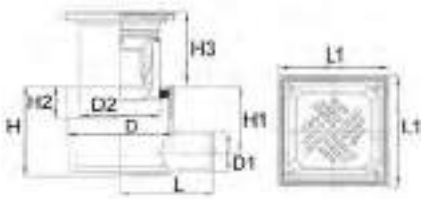

B 100 102

825/06 Q

POZZETTO A SALDARE / ATTACCO ORIZZONTALE / TELESCOPICO / QUADRO

- SCUPPER TO WELD / HORIZONTAL OUTLET / TELESCOPIC / SQUARE
- BODENABLAUF ZU SCHWEISSEN / HORIZONTAL ABGANG / TELESKOPISCH / QUADRAT
- BONDE À SOUDER / LATÉRAL / TÉLESCOPIQUE / CARRÉ
- DESAGÜE PARA SOLDAR / LATERAL / TELESCÓPICO / CUADRADO

MATERIAL: AISI 316L – 1.4404
NOTE: Con sifone - With siphon - Mit Syphon - Avec siphon - Con sifón

CODE	DN	D1 mm	L mm	L1 mm	H mm	H1 mm	H2 mm	H3 mm	D mm	D2 mm	kg		€
825040066Q	40	42	128,5	150	124,5	92	45	20-100	145	110	2,946	1	**1390,16**
825050066Q	50	53	128,5	150	124,5	92	45	20-100	145	110	2,942	1	**1407,98**
825065066Q	65	73	140	150	124,5	88	45	20-100	145	110	2,992	1	**1461,55**

B 100 102

825/06 C

POZZETTO A SALDARE / ATTACCO ORIZZONTALE / TELESCOPICO / ROTONDO

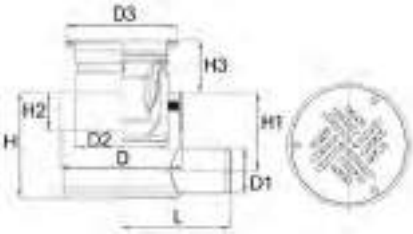

- SCUPPER TO WELD / HORIZONTAL OUTLET / TELESCOPIC / ROUND
- BODENABLAUF ZU SCHWEISSEN / HORIZONTAL ABGANG / TELESKOPISCH / RUNDE
- BONDE À SOUDER / LATÉRAL / TÉLESCOPIQUE / ROND
- DESAGÜE PARA SOLDAR / LATERAL / TELESCÓPICO / REDONDO

MATERIAL: AISI 316L – 1.4404
NOTE: Con sifone - With siphon - Mit Syphon - Avec siphon - Con sifón

CODE	DN	D1 mm	L mm	H mm	H1 mm	H2 mm	H3 mm	D mm	D2 mm	D3 mm	kg		€
825040066C	40	42	128,5	124,5	92	45	25-90	145	110	136	2,782	1	**1390,16**
825050066C	50	53	128,5	124,5	92	45	25-90	145	110	136	2,838	1	**1407,98**
825065066C	65	73	140	124,5	88	45	25-90	145	110	136	2,865	1	**1461,55**

B 100 102

825/07 Q

POZZETTO A SALDARE / ATTACCO VERTICALE / TELESCOPICO / QUADRO

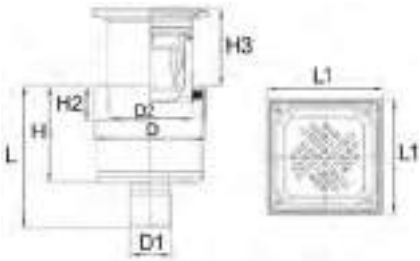

- SCUPPER TO WELD / VERTICAL OUTLET / TELESCOPIC / SQUARE
- BODENABLAUF ZU SCHWEISSEN / VERTIKAL ABGANG / TELESKOPISCH / QUADRAT
- BONDE À SOUDER / VERTICAL / TÉLESCOPIQUE / CARRÉ
- DESAGÜE PARA SOLDAR / VERTICAL / TELESCÓPICO / CUADRADO

MATERIAL: AISI 316L – 1.4404
NOTE: Con sifone - With siphon - Mit Syphon - Avec siphon - Con sifón

CODE	DN	D1 mm	L mm	L1 mm	H mm	H2 mm	H3 mm	D mm	D2 mm	kg		€
825040077Q	40	42	184,5	150	124,5	45	20-100	145	110	2,904	1	**1318,73**
825050077Q	50	53	184,5	150	124,5	45	20-100	145	110	2,950	1	**1341,04**
825065077Q	65	73	198,5	150	124,5	45	20-100	145	110	2,980	1	**1390,16**

B 100 102

825/07 C

POZZETTO A SALDARE / ATTACCO VERTICALE / TELESCOPICO / ROTONDO

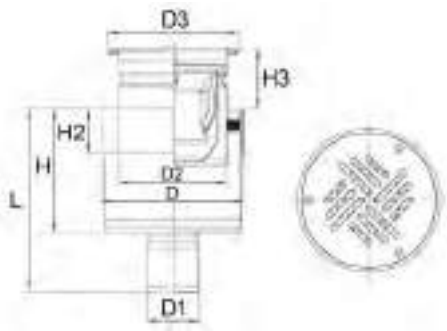

- SCUPPER TO WELD / VERTICAL OUTLET / TELESCOPIC / ROUND
- BODENABLAUF ZU SCHWEISSEN / VERTIKAL ABGANG / TELESKOPISCH / RUNDE
- BONDE À SOUDER / VERTICAL / TÉLESCOPIQUE / ROND
- DESAGÜE PARA SOLDAR / VERTICAL / TELESCÓPICO / REDONDO

MATERIAL: AISI 316L – 1.4404
NOTE: Con sifone - With siphon - Mit Syphon - Avec siphon - Con sifón

CODE	DN	D1 mm	L mm	H mm	H2 mm	H3 mm	D mm	D2 mm	D3 mm	kg		€
825040077C	40	42	184,5	124,5	45	25-90	145	110	136	2,817	1	**1318,73**
825050077C	50	53	184,5	124,5	45	25-90	145	110	136	2,798	1	**1341,04**
825065077C	65	73	198,5	124,5	45	25-90	145	110	136	2,848	1	**1390,16**

B 100 102

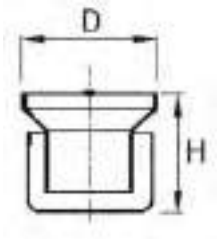

820/P

SIFONE PER POZZETTO DI SCARICO

- SIPHON FOR SCUPPER DRAIN
- SIPHON FÜR BODENABLAUF
- SIPHON POUR BONDE
- SIFÓN PARA DESAGÜE

MATERIAL: AISI 316L – 1.4404
NOTE: per / for / für / pour / para 825/01÷04

CODE	D mm	H mm	kg		€
820000000	106	96	0,365	1	**140,18**

B 100 102

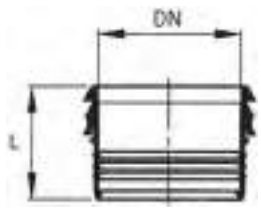

826/GV

ANELLO DI TENUTA / GRAVITÀ + VUOTO

- SEAL / GRAVITY + VACUUM
- DICHTUNG / SCHWERKRAFT + VAKUUM
- JOINT / GRAVITÉ + VIDE
- GUARNICIÓN / GRAVITACIÓN + VACÍO

MATERIAL: gomma / rubber EPDM

CODE	DN	L mm	kg		€
826040000	40	34,5	0,010	1	**2,48**
826050000	50	42,5	0,018	1	**3,01**
826065000	65	59,5	0,035	1	**4,94**

B 100 102



826/G

ANELLO DI TENUTA

- SEAL
- DICHTUNG
- JOINT
- GUARNICIÓN

MATERIAL: gomma / rubber EPDM

CODE		DN	L mm	kg		€
826040001	*	40	15	0,007	1	**2,10**
826050001	*	50	18	0,012	1	**2,59**
826065001	*	65	21	0,020	1	**3,70**
826080001	**	80	22,5	0,029	1	**3,73**
826100001	**	100	27	0,051	1	**4,08**
826125001	**	125	29,5	0,080	1	**6,38**
826150001	**	150	36	0,138	1	**8,43**

(*) gravità / gravity / Schwerrkraft / gravité / gravitación
(**) gravità + test a vuoto fino a -0,97 bar / gravity + vacuum tested up to -0,97 bar / Schwerrkraft + Vakuumgeprüft bis -0,97 bar/ gravité + testé sous vide à -0,97 bar / gravitación + prueba de vacío a -0,97 bar

B 100 102

826/L

TUBETTO LUBRIFICANTE 150 GR

- LUBRICANT 150 GR
- SCHMIERSTOFF 150 GR
- LUBRIFIANT 150 GR
- LUBRICANTE 150 GR

CODE	kg			€
826000002	0,150	1	50	**6,49**

A 50 50

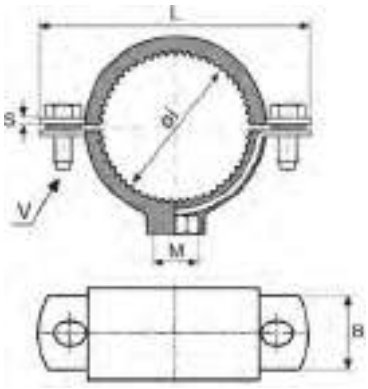

Conforme a
Conform to
Entsprechend
Correspondant
Conforme a la
DIN 4109

156/G

COLLARE CON GOMMA

- CLAMP WITH RUBBER
- ROHRSCHELLE MIT GUMMIEINLAGE
- COLLIER DE FIXATION GARNITURE ISOPHONIQUE
- ABRAZADERA ISOFÓNICA

MATERIAL: AISI 304 - 1.4301
VULCANIZED RUBBER: EPDM (-20° C/+120° C) durezza/hardness 55 Shore
NOTE: dado saldato con puntatura elettrica
spot welded nut

CODE	Ø i Drain mm	M	V mm	B mm	L mm	S mm	g			€
156114304G	42	M 8	M 6 x 20	20	85	2,5	120	1	50*	**16,74**
156112304G	53	M 8	M 6 x 25	20	97	2,5	142	1	50*	**18,25**
156212304G	73	M 10	M 6 x 25	30	128	2,5	308	1	10*	**27,72**
156300304G	88,9	M 10	M 6 x 25	30	148	2,5	346	1	10*	**30,04**

(*) unità minima di vendita / minimum selling quantity

A 50 51

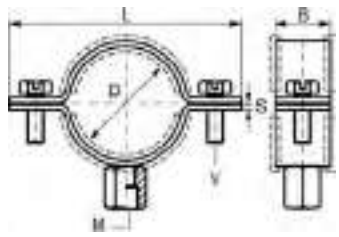

156/G

COLLARE CON GOMMA

- CLAMP WITH RUBBER
- ROHRSCHELLE MIT GUMMIEINLAGE
- COLLIER DE FIXATION GARNITURE ISOPHONIQUE
- ABRAZADERA ISOFÓNICA

MATERIAL: AISI 316 - 1.4401
VULCANIZED RUBBER: EPDM (-20° C/+120° C)
NOTE: dado saldato con puntatura elettrica
spot welded nut

CODE		Ø i Drain mm	DN inch	M	V mm	B mm	L mm	S mm	g		€
156312316G		102	3"1/2	M 8 / 10	M 6 x 20	20	165	2	189	10*	**25,07**
156500316G	**	133	5"	M 10	M 6 x 25	20	179	2,5	250	10*	**31,13**
156600316G	**	159	6"	M 10	M 8 x 35	25	233	2,5	470	10*	**34,13**

(*) unità minima di vendita / minimum selling quantity
(**) AISI 316L / 1.4404

NOTE

RACCORDI A SALDARE E FILETTATI IN ACCIAIO INOSSIDABILE

Stainless steel welding and threaded fittings • Schweiss-und Gewindefitttinge aus edelstahl • Raccords en acier inoxydable filetés et à souder • Racores a soldar y roscar en acero inxisable

Raccordi a saldare e filettati in acciaio inossidabile

STAINLESS STEEL WELDING AND THREADED FITTINGS

SCHWEISS-UND GEWINDEFITTTINGE AUS EDELSTAHL

RACCORDS EN ACIER INOXYDABLE FILETÉS ET À SOUDER

RACORES A SOLDAR Y ROSCAR EN ACERO INOXIDABLE

Certificazioni / Certifications

	RACCORDI A SALDARE IN ACCIAIO INOSSIDABILE / STAINLESS STEEL WELDING FITTINGS PRODOTTI E COMPONENTI UTILIZZATI A CONTATTO CON ACQUA POTABILE / PRODUCT AND ELEMENTS IN CONTACT WITH DRINKING WATER	ICIM-CAP-009671-03

FOCUS ON

ACCIAI INOSSIDABILI / *STAINLESS STEEL*

Codice / *Code* ASTM (USA)	EN 10088	
	Nº	Name
AISI 304	1.4301	X5CrNi18-10
AISI 316	1.4401 1.4408	X5CrNiMo17-12-2 GX5CrNiMo19-11-2
AISI 304L	1.4307	X2CrNi18-9
AISI 316L	1.4404	X2CrNiMo17-12-2

A 10 11

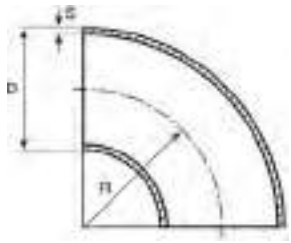

700/304L

CURVA 3D 90° DA TUBO SALDATO

- WELDED ELBOW 3D 90°
- ROHRBOGEN GESCHWEISST BA3 90°
- COURBE 3D 90° À SOUDER
- CODO 3D 90°

MATERIAL: AISI 304L - 1.4307
NORM: EN 10253-3 (DIN 2605)

Thickness: 2 mm

CODE	DN inch	DN	D mm	S mm	R mm	g			€
700213304	1/2"	15	21,3	2	28	40	10	-	**8,40**
700269304	3/4"	20	26,9	2	29	60	10	-	**8,57**
700337304	1"	25	33,7	2	38	100	10	5400	**9,73**
700424304	1"1/4	32	42,4	2	48	152	10	2880	**12,37**
700483304	1"1/2	40	48,3	2	57	215	10	1800	**14,20**
700603304	2"	50	60,3	2	76	350	5	900	**19,92**
700761304	2"1/2	65	76,1	2	95	560	5	385	**30,63**
700889304	3"	80	88,9	2	114	810	5	350	**40,95**
700101304	3"1/2	90	101,6	2	133,5	954	4	216	**61,29**
700114304	4"	100	114,3	2	152	1300	4	152	**61,79**
700139304	5"	125	139,7	2	190	2100	1	84	**129,71**
700168304	6"	150	168,3	2	229	2840	1	60	**164,23**
700219304	8"	200	219,1	2	305	5150	1	24	**302,85**

Tolleranze dimensionali / Dimensional tolerances
D = il maggiore tra / the bigger between ± 1 % x D / ± 0,5 mm
S = -12,5% x S / +20 % x S
R = ± 2 mm

A 10 11

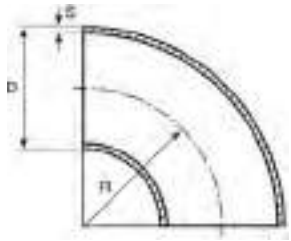

700/316L

CURVA 3D 90° DA TUBO SALDATO

- WELDED ELBOW 3D 90°
- ROHRBOGEN GESCHWEISST BA3 90°
- COURBE 3D 90° À SOUDER
- CODO 3D 90°

MATERIAL: AISI 316L - 1.4404
NORM: EN 10253-3 (DIN 2605)

Thickness: 2 mm

CODE	DN inch	DN	D mm	S mm	R mm	g			€
700213316	1/2"	15	21,3	2	28	40	10	-	**10,02**
700269316	3/4"	20	26,9	2	29	60	10	-	**11,12**
700337316	1"	25	33,7	2	38	100	10	5400	**12,37**
700424316	1"1/4	32	42,4	2	48	152	10	2880	**15,55**
700483316	1"1/2	40	48,3	2	57	215	10	1800	**18,26**
700603316	2"	50	60,3	2	76	350	5	900	**26,97**
700761316	2"1/2	65	76,1	2	95	560	5	385	**45,96**
700889316	3"	80	88,9	2	114	810	5	350	**56,28**
700101316	3"1/2	90	101,6	2	133,5	954	4	216	**78,75**
700114316	4"	100	114,3	2	152	1300	4	152	**89,27**
700139316	5"	125	139,7	2	190	2100	1	84	**170,67**
700168316	6"	150	168,3	2	229	2840	1	60	**209,21**
700219316	8"	200	219,1	2	305	5150	1	24	**385,90**

Tolleranze dimensionali / Dimensional tolerances
D = il maggiore tra / the bigger between ± 1 % bx D / ± 0,5 mm
S = -12,5% x S / +20 % x S
R = ± 2 mm

A 10 11

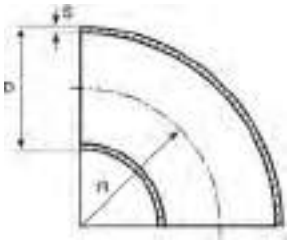

701/304L

CURVA 3D 90° DA TUBO SALDATO

- WELDED ELBOW 3D 90°
- ROHRBOGEN GESCHWEISST BA3 90°
- COURBE 3D 90° À SOUDER
- CODO 3D 90°

MATERIAL: AISI 304L - 1.4307
NORM: EN 10253-3 (DIN 2605)

Thickness: 3 mm

CODE	DN inch	DN	D mm	S mm	R mm	g			€
701337304	1"	25	33,7	3	38	140	10	5400	**15,27**
701424304	1"1/4	32	42,4	3	48	210	10	2880	**18,39**
701483304	1"1/2	40	48,3	3	57	318	10	1800	**19,10**
701603304	2"	50	60,3	3	76	500	5	900	**27,27**
701761304	2"1/2	65	76,1	3	95	640	5	385	**39,62**
701889304	3"	80	88,9	3	114	1130	5	350	**57,19**
701101304	3"1/2	90	101,6	3	133,5	1524	4	216	**80,52**
701114304	4"	100	114,3	3	152	1575	4	152	**93,04**
701139304	5"	125	139,7	3	190	3135	1	84	**168,15**
701168304	6"	150	168,3	3	229	4390	1	60	**236,25**
701219304	8"	200	219,1	3	305	7365	1	24	**402,97**

Tolleranze dimensionali / Dimensional tolerances
D = il maggiore tra / the bigger between ± 1 % x D / ± 0,5 mm
S = -12,5% x S / +20 % x S
R = ± 2 mm

A 10 11

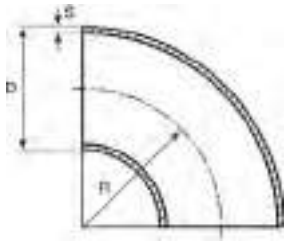

701/316L

CURVA 3D 90° DA TUBO SALDATO

- WELDED ELBOW 3D 90°
- ROHRBOGEN GESCHWEISST BA3 90°
- COURBE 3D 90° À SOUDER
- CODO 3D 90°

MATERIAL: AISI 316L - 1.4404
NORM: EN 10253-3 (DIN 2605)

Thickness: 3 mm

CODE	DN inch	DN	D mm	S mm	R mm	g			€
701337316	1"	25	33,7	3	38	140	10	5400	**18,80**
701424316	1"1/4	32	42,4	3	48	210	10	2880	**22,68**
701483316	1"1/2	40	48,3	3	57	318	10	1800	**26,45**
701603316	2"	50	60,3	3	76	500	5	900	**35,22**
701761316	2"1/2	65	76,1	3	95	640	5	385	**57,07**
701889316	3"	80	88,9	3	114	1130	5	350	**78,24**
701101316	3"1/2	90	101,6	3	133,5	1524	4	216	**111,13**
701114316	4"	100	114,3	3	152	1575	4	152	**124,31**
701139316	5"	125	139,7	3	190	3135	1	84	**225,48**
701168316	6"	150	168,3	3	229	4390	1	60	**269,64**
701219316	8"	200	219,1	3	305	7365	1	24	**507,99**

Tolleranze dimensionali / Dimensional tolerances
D = il maggiore tra / the bigger between ± 1 % x D / ± 0,5 mm
S = -12,5% x S / +20 % x S
R = ± 2 mm

A 10 12

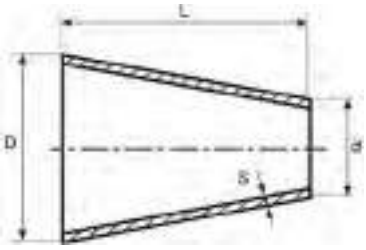

174/304L

RIDUZIONE CONCENTRICA DA TUBO SALDATO

- CONCENTRIC REDUCTION
- REDUZIERSTÜCK KONZENTRISCH
- RÉDUCTION À SOUDER CONCENTRIQUE
- REDUCCIÓN CONCÉNTRICA

MATERIAL: AISI 304L - 1.4307
NORM: EN 10253-3

Thickness: 2 mm

CODE	DN1	DN2	D mm	d mm	S mm	L mm	g		€
174269172	20	10	26,9	17,2	2	38	40	10	23,49
174269213	20	15	26,9	21,3	2	38	45	10	16,82
174337172	25	10	33,7	17,2	2	51	65	10	28,21
174337213	25	15	33,7	21,3	2	51	67	10	21,89
174337269	25	20	33,7	26,9	2	51	70	10	12,85
174424213	32	15	42,4	21,3	2	51	75	10	36,75
174424269	32	20	42,4	26,9	2	51	130	10	27,79
174424337	32	25	42,4	33,7	2	51	100	10	14,54
174483213	40	15	48,3	21,3	2	64	110	10	50,88
174483269	40	20	48,3	26,9	2	64	120	10	33,24
174483337	40	25	48,3	33,7	2	64	160	10	26,23
174483424	40	32	48,3	42,4	2	64	110	10	16,49
174603213	50	15	60,3	21,3	2	76	195	5	78,19
174603269	50	20	60,3	26,9	2	76	350	5	62,59
174603337	50	25	60,3	33,7	2	76	330	5	35,20
174603424	50	32	60,3	42,4	2	76	260	5	29,72
174603483	50	40	60,3	48,3	2	76	210	5	19,74
174761269	65	20	76,1	26,9	2	89	225	1	102,86
174761337	65	25	76,1	33,7	2	89	240	1	73,59
174761424	65	32	76,1	42,4	2	89	500	1	47,78
174761483	65	40	76,1	48,3	2	89	450	1	40,46
174761603	65	50	76,1	60,3	2	89	340	1	25,39
174889337	80	25	88,9	33,7	2	89	300	1	132,32
174889424	80	32	88,9	42,4	2	89	700	1	102,91
174889483	80	40	88,9	48,3	2	89	750	1	63,55
174889603	80	50	88,9	60,3	2	89	590	1	57,36
174889761	80	65	88,9	76,1	2	89	390	1	30,74
174114337	100	25	114,3	33,7	2	102	423	1	188,56
174114424	100	32	114,3	42,4	2	102	420	1	140,06
174114483	100	40	114,3	48,3	2	102	450	1	95,62
174114603	100	50	114,3	60,3	2	102	1460	1	83,42
174114761	100	65	114,3	76,1	2	102	1170	1	66,15
174114889	100	80	114,3	88,9	2	102	920	1	56,58
174139603	125	50	139,7	60,3	2	127	660	1	175,17
174139761	125	65	139,7	76,1	2	127	650	1	147,02
174139889	125	80	139,7	88,9	2	127	2100	1	129,40
174139101	125	90	139,7	101,6	2	127	1730	1	117,30

Tolleranze dimensionali / Dimensional tolerances
S = -12,5% x S / +20 % x S
D = il maggiore tra / the bigger between ± 1 % x D / ± 0,5 mm
L = +/-2 mm ø 17,2÷219,1 mm (1/2"÷8")
L = +/-3 mm ø 273 mm (10")

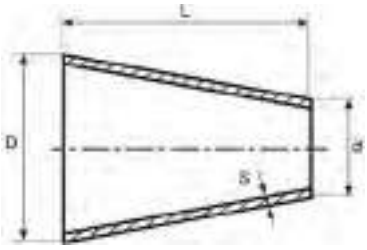

A 10 12

174/304L

RIDUZIONE CONCENTRICA DA TUBO SALDATO

- CONCENTRIC REDUCTION
- REDUZIERSTÜCK KONZENTRISCH
- RÉDUCTION À SOUDER CONCENTRIQUE
- REDUCCIÓN CONCÉNTRICA

MATERIAL: AISI 304L - 1.4307
NORM: EN 10253-3

Thickness: 2 mm

CODE	DN1	DN2	D mm	d mm	S mm	L mm	g		€
174139114	125	100	139,7	114,3	2	127	1190	1	**117,30**
174168603	150	50	168,3	60,3	2	140	900	1	**220,52**
174168761	150	65	168,3	76,1	2	140	910	1	**191,18**
174168889	150	80	168,3	88,9	2	140	3590	1	**176,44**
174168114	150	100	168,3	114,3	2	140	2630	1	**150,09**
174168139	150	125	168,3	139,7	2	140	1780	1	**116,46**
174219889	200	80	219,1	88,9	2	152	1350	1	**342,00**
174219114	200	100	219,1	114,3	2	152	1350	1	**279,26**
174219139	200	125	219,1	139,7	2	152	5320	1	**176,44**
174219168	200	150	219,1	168,3	2	152	4100	1	**161,69**
174273139	250	125	273	139,7	2	178	2000	1	**477,74**
174273168	250	150	273	168,3	2	178	2050	1	**433,64**
174273219	250	200	273	219,1	2	178	2200	1	**332,67**

Tolleranze dimensionali / Dimensional tolerances
S = -12,5% x S / +20 % x S
D = il maggiore tra / the bigger between ± 1 % x D / ± 0,5 mm
L = +/-2 mm ø 17,2÷219,1 mm (1/2"÷8")
L = +/-3 mm ø 273 mm (10")

A 10 12

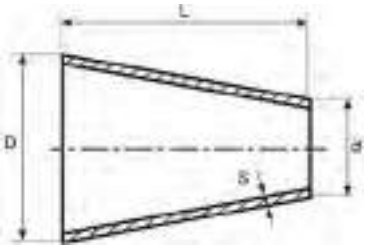

176/316L

RIDUZIONE CONCENTRICA DA TUBO SALDATO

- CONCENTRIC REDUCTION
- REDUZIERSTÜCK KONZENTRISCH
- RÉDUCTION À SOUDER CONCENTRIQUE
- REDUCCIÓN CONCÉNTRICA

MATERIAL: AISI 316L - 1.4404
NORM: EN 10253-3

Thickness: 2 mm

CODE	DN1	DN2	D mm	d mm	S mm	L mm	g		€
176269172	20	10	26,9	17,2	2	38	40	10	30,22
176269213	20	15	26,9	21,3	2	38	45	10	20,77
176337172	25	10	33,7	17,2	2	51	65	10	34,91
176337213	25	15	33,7	21,3	2	51	67	10	27,83
176337269	25	20	33,7	26,9	2	51	70	10	15,99
176424213	32	15	42,4	21,3	2	51	75	10	46,04
176424269	32	20	42,4	26,9	2	51	130	10	34,19
176424337	32	25	42,4	33,7	2	51	100	10	17,81
176483213	40	15	48,3	21,3	2	64	110	10	63,49
176483269	40	20	48,3	26,9	2	64	120	10	41,30
176483337	40	25	48,3	33,7	2	64	160	10	33,50
176483424	40	32	48,3	42,4	2	64	110	10	19,68
176603213	50	15	60,3	21,3	2	76	195	5	100,89
176603269	50	20	60,3	26,9	2	76	350	5	77,78
176603337	50	25	60,3	33,7	2	76	330	5	44,88
176603424	50	32	60,3	42,4	2	76	260	5	38,37
176603483	50	40	60,3	48,3	2	76	210	5	26,10
176761269	65	20	76,1	26,9	2	89	225	1	133,33
176761337	65	25	76,1	33,7	2	89	240	1	95,18
176761424	65	32	76,1	42,4	2	89	500	1	63,71
176761483	65	40	76,1	48,3	2	89	450	1	54,03
176761603	65	50	76,1	60,3	2	89	340	1	35,13
176889337	80	25	88,9	33,7	2	89	300	1	171,44
176889424	80	32	88,9	42,4	2	89	700	1	133,34
176889483	80	40	88,9	48,3	2	89	750	1	82,57
176889603	80	50	88,9	60,3	2	89	590	1	74,66
176889761	80	65	88,9	76,1	2	89	390	1	42,14
176114337	100	25	114,3	33,7	2	102	423	1	247,66
176114424	100	32	114,3	42,4	2	102	420	1	180,98
176114483	100	40	114,3	48,3	2	102	450	1	123,85
176114603	100	50	114,3	60,3	2	102	1460	1	107,93
176114761	100	65	114,3	76,1	2	102	1170	1	88,23
176114889	100	80	114,3	88,9	2	102	920	1	67,84
176139603	125	50	139,7	60,3	2	127	660	1	228,33
176139761	125	65	139,7	76,1	2	127	650	1	190,49
176139889	125	80	139,7	88,9	2	127	2100	1	167,44
176139101	125	90	139,7	101,6	2	127	1730	1	167,44

Tolleranze dimensionali / Dimensional tolerances
S = -12,5% x S / +20 % x S
D = il maggiore tra / the bigger between ± 1 % x D / ± 0,5 mm
L = +/-2 mm ø 17,2÷219,1 mm (1/2"÷8")
L = +/-3 mm ø 273 mm (10")

A 10 12

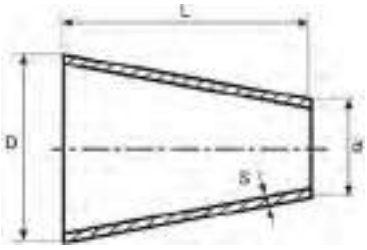

176/316L

RIDUZIONE CONCENTRICA DA TUBO SALDATO

- CONCENTRIC REDUCTION
- REDUZIERSTÜCK KONZENTRISCH
- RÉDUCTION À SOUDER CONCENTRIQUE
- REDUCCIÓN CONCÉNTRICA

MATERIAL: AISI 316L - 1.4404
NORM: EN 10253-3

Thickness: 2 mm

CODE	DN1	DN2	D mm	d mm	S mm	L mm	g		€
176139114	125	100	139,7	114,3	2	127	1190	1	**152,39**
176168603	150	50	168,3	60,3	2	140	900	1	**284,64**
176168761	150	65	168,3	76,1	2	140	910	1	**247,66**
176168889	150	80	168,3	88,9	2	140	3590	1	**228,33**
176168114	150	100	168,3	114,3	2	140	2630	1	**209,57**
176168139	150	125	168,3	139,7	2	140	1780	1	**148,01**
176219889	200	80	219,1	88,9	2	152	1350	1	**457,22**
176219114	200	100	219,1	114,3	2	152	1350	1	**361,99**
176219139	200	125	219,1	139,7	2	152	5320	1	**235,23**
176219168	200	150	219,1	168,3	2	152	4100	1	**219,58**
176273139	250	125	273	139,7	2	178	2000	1	**619,24**
176273168	250	150	273	168,3	2	178	2050	1	**561,96**
176273219	250	200	273	219,1	2	178	2200	1	**439,10**

Tolleranze dimensionali / Dimensional tolerances
S = -12,5% x S / +20 % x S
D = il maggiore tra / the bigger between ± 1 % x D / ± 0,5 mm
L = +/-2 mm ø 17,2÷219,1 mm (1/2"÷8")
L = +/-3 mm ø 273 mm (10")

A 10 13

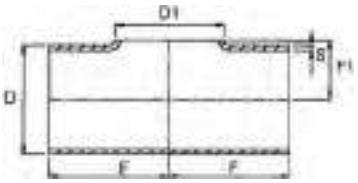

200/304L - R

TEE RIBASSATI

- SHORT TEE
- KÜRZE T-STÜCK
- TÉ À SOUDER COURT
- TE CUELLO CORTO

MATERIAL: AISI 304L - 1.4307
NORM: EN 10253-3

Thickness: 2 mm

CODE	DN	D - D1 mm	S mm	F mm	F1 mm	g		€
200213004	15 (1/2")	21,3	2	25	12	66	10	**16,97**
200269004	20 (3/4")	26,9	2	28	15	90	10	**17,68**
200337004	25 (1")	33,7	2	38	19	146	10	**20,06**
200424004	32 (1"1/4)	42,4	2	47	23	230	10	**25,00**
200483004	40 (1"1/2)	48,3	2	57	26	330	10	**29,63**
200603004	50 (2")	60,3	2	63	33	420	5	**33,18**
200761004	65 (2"1/2)	76,1	2	76	42	850	5	**52,12**
200889004	80 (3")	88,9	2	85	48	1050	5	**57,47**
200114004	100 (4")	114,3	2	105	62	1314	4	**104,36**

Tolleranze dimensionali / Dimensional tolerances
D = il maggiore tra / the bigger between ± 1 % x D / ± 0,5 mm
F – F1 = ± 2 mm
S = -12,5% x S / +20% x S

A 10 13

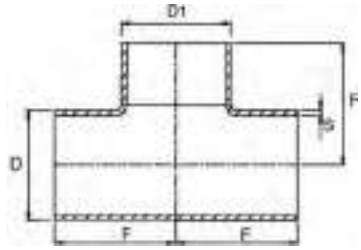

200/304L - N

TEE NORMALI

- NORMAL TEE
- NORMALE T-STÜCK
- NORMAL TÉ À SOUDER
- TE CUELLO LARGO

MATERIAL: AISI 304L - 1.4307
NORM: EN 10253-3

Thickness: 2 mm

CODE	DN	D - D1 mm	S mm	F mm	g		€
200213304	15 (1/2")	21,3	2	25	150	10	**22,64**
200269304	20 (3/4")	26,9	2	28	170	10	**23,46**
200337304	25 (1")	33,7	2	38	250	10	**26,94**
200424304	32 (1"1/4)	42,4	2	47	340	10	**33,24**
200483304	40 (1"1/2)	48,3	2	57	460	5	**39,47**
200603304	50 (2")	60,3	2	63	550	5	**44,31**
200761304	65 (2"1/2)	76,1	2	76	990	5	**69,57**
200889304	80 (3")	88,9	2	85	1290	5	**76,70**
200114304	100 (4")	114,3	2	105	1850	4	**139,15**
200139304	125 (5")	139,7	2	124	2060	1	**571,83**
200168304	150 (6")	168,3	2	143	2980	1	**804,78**
200219304	200 (8")	219,1	2	178	4330	1	**1381,78**

Tolleranze dimensionali / Dimensional tolerances
D = il maggiore tra / the bigger between ± 1 % x D / ± 0,5 mm
F = ± 2 mm
S = -12,5% x S / +20% x S

A 10 13

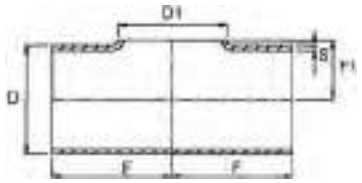

200/316L - R

TEE RIBASSATI

- SHORT TEE
- KÜRZE T-STÜCK
- TÉ À SOUDER COURT
- TE CUELLO CORTO

MATERIAL: AISI 316L - 1.4404
NORM: EN 10253-3

Thickness: 2 mm

CODE	DN	D - D1 mm	S mm	F mm	F1 mm	g		€
200213006	15 (1/2")	21,3	2	25	12	66	10	**18,12**
200269006	20 (3/4")	26,9	2	28	15	90	10	**19,36**
200337006	25 (1")	33,7	2	38	19	146	10	**21,64**
200424006	32 (1"1/4)	42,4	2	47	23	230	10	**30,59**
200483006	40 (1"1/2)	48,3	2	57	26	330	10	**36,18**
200603006	50 (2")	60,3	2	63	33	420	5	**42,00**
200761006	65 (2"1/2)	76,1	2	76	42	850	5	**65,45**
200889006	80 (3")	88,9	2	85	48	1050	5	**76,94**
200114006	100 (4")	114,3	2	105	62	1314	4	**145,57**

Tolleranze dimensionali / Dimensional tolerances
D = il maggiore tra / the bigger between ± 1 % x D / ± 0,5 mm
F – F1 = ± 2 mm
S = -12,5% x S / +20% x S

A 10 13

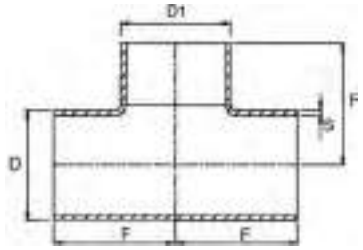

200/316L - N

TEE NORMALI

- NORMAL TEE
- NORMALE T-STÜCK
- NORMAL TÉ À SOUDER
- TE CUELLO LARGO

MATERIAL: AISI 316L - 1.4404
NORM: EN 10253-3

Thickness: 2 mm

CODE	DN	D - D1 mm	S mm	F mm	g		€
200213316	15 (1/2")	21,3	2	25	150	10	**24,19**
200269316	20 (3/4")	26,9	2	38	170	10	**25,12**
200337316	25 (1")	33,7	2	28	250	10	**28,42**
200424316	32 (1"1/4)	42,4	2	47	340	10	**40,71**
200483316	40 (1"1/2)	48,3	2	57	460	5	**48,20**
200603316	50 (2")	60,3	2	63	550	5	**56,04**
200761316	65 (2"1/2)	76,1	2	76	990	5	**87,24**
200889316	80 (3")	88,9	2	85	1290	5	**99,91**
200114316	100 (4")	114,3	2	105	1850	4	**192,16**
200139316	125 (5")	139,7	2	124	2060	1	**720,63**
200168316	150 (6")	168,3	2	143	2980	1	**1004,16**
200219316	200 (8")	219,1	2	178	4330	1	**1730,45**

Tolleranze dimensionali / Dimensional tolerances
D = il maggiore tra / the bigger between ± 1 % x D / ± 0,5 mm
F = ± 2 mm
S = -12,5% x S / +20% x S

A 10 14

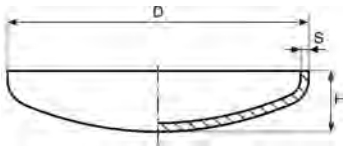

800/316L

FONDELLO BOMBATO

- CAP
- KLÖPPERBODEN
- FOND BOMBÉ
- CAP

MATERIAL: AISI 316L - 1.4404
NORM: EN 10253-3

Thickness: 2 mm

CODE	DN	DN inch	D mm	S mm	H mm	g		€
800213316	15	1/2"	21,3	2	15	20	10	**8,83**
800269316	20	3/4"	26,9	2	14	30	10	**8,83**
800337316	25	1"	33,7	2	17	50	10	**10,44**
800424316	32	1"1/4	42,4	2	19	70	10	**11,51**
800483316	40	1"1/2	48,3	2	20	90	10	**12,71**
800603316	50	2"	60,3	2	22	150	10	**14,10**
800761316	65	2"1/2	76,1	2	25	220	10	**15,79**
800889316	80	3"	88,9	2	28	290	5	**23,46**
800101316	90	3"1/2	101,6	2	25	225	5	**30,81**
800108316	-	-	108	2	30	248	5	**35,05**
800114316	100	4"	114,3	2	31	270	5	**49,06**
800139316	125	5"	139,7	2	35	650	2	**60,76**
800168316	150	6"	168,3	2	40	900	2	**89,20**
800219316	200	8"	219,1	2	50	1200	2	**139,62**
800273316	250	10"	273	2	60	1200	1	**172,68**
800324316	300	12"	323,9	2	72	2200	1	**244,49**

Tolleranze dimensionali / Dimensional tolerances
S = -12,5% x S / +20 % x S
D1 = ±1% x D1 minimo / minimum 0,5 mm
H = ±4 mm fino a / till ø 114,3 mm (4")
H = ±7 mm ø 139,7÷323,9 mm (5"÷12")

FOCUS ON

PRESSIONE MASSIMA / *MAXIMUM PRESSURE (bar)*

DN mm	Sp/Thk mm				
21,3	2	90	70	-	-
26,9	2	90	55	100	100
33,7	2	80	40	100	90
42,4	2	60	30	90	85
48,2	2	55	25	70	75
54	2	-	-	70	-
57	2	-	-	60	-
60,3	2	45	20	60	60
70	2	-	-	50	-
76,1	2	35	15	50	45
88,9	2	40	10	40	40
101,6	2	30	-	30	-
108	2	-	-	30	-
114,3	2	25	10	30	30
133	2	-	-	30	-
139,7	2	20	7	20	25
159	2	-	-	20	
168,3	2	15	5	20	20
193,7	2	-	-	20	-
219,1	2	15	5	15	15
244,5	2	-	-	15	-
273	2	10	-	10	10
323,9	2	10	-	10	-

DN mm	Sp/Thk mm	
33,7	3	90
42,4	3	80
48,2	3	70
60,3	3	55
76,1	3	45
88,9	3	40
101,6	3	30
114,3	3	30
139,7	3	25
168,3	3	20
219,1	3	15
273	3	15
323,9	3	10

NOTE

Pmax (bar) indicative a 20°C raccordi a saldare in acciaio inox AISI 304L/316L
Indicative Pmax (bar) at 20°C for welding fittings in stainless steel AISI 304L/316L

Le sopra indicate pressioni massime sono puramente indicative.
Resta cura del progettista la scelta del materiale in funzione alle reali condizioni di utilizzo.
The above maximum pressures are indicative. Planner must choose the materials in according to the real condition of work.

A 20 21

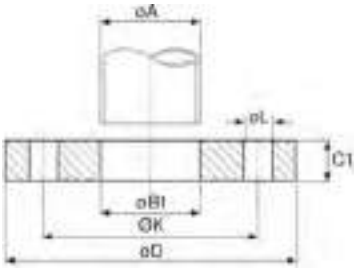

410/316L

FLANGIA PIANA

- PLATE FLANGE
- GLATTE FLANSCH
- BRIDE PLATE
- BRIDA PLANA

MATERIAL: AISI 316L - 1.4404
NORM: EN 1092-1-01 tipo/type "A"

PN 6

CODE	Pipe		Flange					Bolts		kg		€
	DN	A mm	B1 mm	D mm	C1 mm	K mm	L mm	Nº	Thr.			
410015316	15 - 1/2"	21,3	22	80	12	55	11	4	M 10	0,402	1	36,85
410020316	20 - 3/4"	26,9	27,5	90	14	65	11	4	M 10	0,592	1	54,23
410025316	25 - 1"	33,7	34,5	100	14	75	11	4	M 10	0,719	1	69,21
410032316	32 - 1"1/4	42,4	43,5	120	16	90	14	4	M 12	1,16	1	106,16
410040316	40 - 1"1/2	48,3	49,5	130	16	100	14	4	M 12	1,35	1	123,54
410050316	50 - 2"	60,3	61,5	140	16	110	14	4	M 12	1,48	1	135,39
410065316	65 - 2"1/2	76,1	77,5	160	16	130	14	4	M 12	1,86	1	170,27
410080316	80 - 3"	88,9	90,5	190	18	150	18	4	M 16	2,95	1	256,15
410100316	100 - 4"	114,3	116	210	18	170	18	4	M 16	3,26	1	282,91

A 20 21

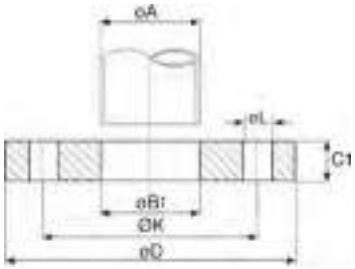

426/304L - 427/304L

FLANGIA PIANA

- PLATE FLANGE
- GLATTE FLANSCH
- BRIDE PLATE
- BRIDA PLANA

MATERIAL: AISI 304L - 1.4307
NORM: EN 1092-1-01 tipo/type "A"

PN 10

CODE	PN	Pipe		Flange					Bolts		kg		€
		DN	A mm	B1 mm	D mm	C1 mm	K mm	L mm	Nº	Thr.			
427015304	PN10=16=25=40	15 - 1/2"	21,3	22	95	14	65	14	4	M 12	0,7	1	46,22
427020304		20 - 3/4"	26,9	27,5	105	16	75	14	4	M 12	1	1	64,97
427025304		25 - 1"	33,7	34,5	115	16	85	14	4	M 12	1,1	1	76,71
427032304		32 - 1"1/4	42,4	43,5	140	18	100	18	4	M 16	1,8	1	125,75
427040304		40 - 1"1/2	48,3	49,5	150	18	110	18	4	M 16	2,1	1	143,65
427050304	PN10=16	50 - 2"	60,3	61,5	165	20	125	18	4	M 16	2,6	1	188,54
427065304		65 - 2"1/2	76,1	77,5	185	20	145	18	8	M 16	3,3	1	214,10
427080304		80 - 3"	88,9	90,5	200	20	160	18	8	M 16	3,6	1	243,95
427100304		100 - 4"	114,3	116	220	22	180	18	8	M 16	4,4	1	297,40
427125304		125 - 5"	139,7	141,5	250	22	210	18	8	M 16	5,4	1	366,65
427150304		150 - 6"	168,3	170,5	285	24	240	22	8	M 20	7,2	1	483,79
426200304	PN10	200 - 8"	219,1	221,5	340	24	295	22	8	M 20	9,3	1	652,20
426250304		250 - 10"	273	276,5	395	26	350	22	12	M 20	12	1	861,76
426300304		300 - 12"	323,9	327,5	445	26	400	22	12	M 20	13,8	1	1026,45
426350304		350 - 14"	355,6	359,5	505	28	460	22	16	M 20	20,6	1	on demand
426400304		400 - 16"	406,4	411	565	32	515	26	16	M 24	28	1	on demand
426500304		500 - 20"	508	513,5	670	38	620	26	20	M 24	41	1	on demand

A 20 21

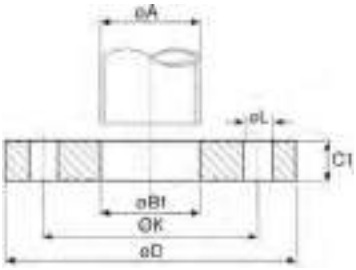

427/304L

FLANGIA PIANA

- PLATE FLANGE
- GLATTE FLANSCH
- BRIDE PLATE
- BRIDA PLANA

MATERIAL: AISI 304L - 1.4307
NORM: EN 1092-1-01 tipo/type "A"

PN 16

CODE	PN	Pipe		Flange					Bolts		kg		€
		DN	A mm	B1 mm	D mm	C1 mm	K mm	L mm	Nº	Thr.			
427015304	PN10=16=25=40	15 - 1/2"	21,3	22	95	14	65	14	4	M 12	0,7	1	**46,22**
427020304		20 - 3/4"	26,9	27,5	105	16	75	14	4	M 12	1	1	**64,97**
427025304		25 - 1"	33,7	34,5	115	16	85	14	4	M 12	1,1	1	**76,71**
427032304		32 - 1"1/4	42,4	43,5	140	18	100	18	4	M 16	1,8	1	**125,75**
427040304		40 - 1"1/2	48,3	49,5	150	18	110	18	4	M 16	2,1	1	**143,65**
427050304	PN10=16	50 - 2"	60,3	61,5	165	20	125	18	4	M 16	2,6	1	**188,54**
427065304		65 - 2"1/2	76,1	77,5	185	20	145	18	8	M 16	3,3	1	**214,10**
427080304		80 - 3"	88,9	90,5	200	20	160	18	8	M 16	3,6	1	**243,95**
427100304		100 - 4"	114,3	116	220	22	180	18	8	M 16	4,4	1	**297,40**
427125304		125 - 5"	139,7	141,5	250	22	210	18	8	M 16	5,4	1	**366,65**
427150304		150 - 6"	168,3	170,5	285	24	240	22	8	M 20	7,2	1	**483,79**
427200304	PN16	200 - 8"	219,1	221,5	340	26	295	22	12	M 20	9,8	1	**684,55**
427250304		250 - 10"	273	276,5	405	29	355	26	12	M 24	14,5	1	**1109,66**
427300304		300 - 12"	323,9	327,5	460	32	410	26	12	M 24	19,3	1	**1270,17**
427350304		350 - 14"	355,6	359,5	520	35	470	26	16	M 24	28,5	1	**on demand**
427400304		400 - 16"	406,4	411	580	38	525	30	16	M 27	36,2	1	**on demand**
427500304		500 - 20"	508	513,5	715	46	650	33	20	M 30	64	1	**on demand**

A 20 21

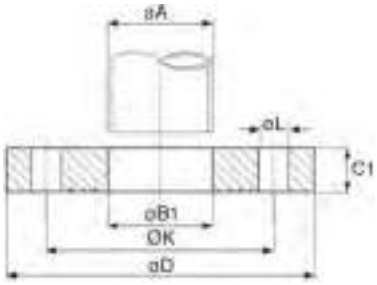

426/316L - 427/316L

FLANGIA PIANA

- PLATE FLANGE
- GLATTE FLANSCH
- BRIDE PLATE
- BRIDA PLANA

MATERIAL: AISI 316L - 1.4404
NORM: EN 1092-1-01 tipo/type "A"

PN 10

CODE	PN	Pipe		Flange					Bolts		kg		€
		DN	A mm	B1 mm	D mm	C1 mm	K mm	L mm	Nº	Thr.			
427015316	PN10=16=25=40	15 - 1/2"	21,3	22	95	14	65	14	4	M 12	0,7	1	60,21
427020316		20 - 3/4"	26,9	27,5	105	16	75	14	4	M 12	1	1	81,48
427025316		25 - 1"	33,7	34,5	115	16	85	14	4	M 12	1,1	1	93,76
427032316		32 - 1"1/4	42,4	43,5	140	18	100	18	4	M 16	1,8	1	163,31
427040316		40 - 1"1/2	48,3	49,5	150	18	110	18	4	M 16	2,1	1	186,55
427050316	PN10=16	50 - 2"	60,3	61,5	165	20	125	18	4	M 16	2,6	1	244,86
427065316		65 - 2"1/2	76,1	77,5	185	20	145	18	8	M 16	3,3	1	279,29
427080316		80 - 3"	88,9	90,5	200	20	160	18	8	M 16	3,6	1	318,27
427100316		100 - 4"	114,3	116	220	22	180	18	8	M 16	4,4	1	388,01
427125316		125 - 5"	139,7	141,5	250	22	210	18	8	M 16	5,4	1	481,48
427150316		150 - 6"	168,3	170,5	285	24	240	22	8	M 20	7,2	1	631,13
426200316	PN10	200 - 8"	219,1	221,5	340	24	295	22	8	M 20	9,3	1	850,99
426250316		250 - 10"	273	276,5	395	26	350	22	12	M 20	12	1	1127,81
426300316		300 - 12"	323,9	327,5	445	26	400	22	12	M 20	13,8	1	1165,57
426350316		350 - 14"	355,6	359,5	505	28	460	22	16	M 20	20,6	1	on demand
426400316		400 - 16"	406,4	411	565	32	515	26	16	M 24	28	1	on demand
426500316		500 - 20"	508	513,5	670	38	620	26	20	M 24	41	1	on demand

A 20 21

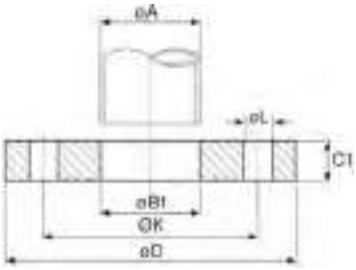

427/316L

FLANGIA PIANA

- PLATE FLANGE
- GLATTE FLANSCH
- BRIDE PLATE
- BRIDA PLANA

MATERIAL: AISI 316L - 1.4404
NORM: EN 1092-1-01 tipo/type "A"

PN 16

CODE	PN	Pipe		Flange					Bolts		kg		€
		DN	A mm	B1 mm	D mm	C1 mm	K mm	L mm	Nº	Thr.			
427015316	PN10=16=25=40	15 - 1/2"	21,3	22	95	14	65	14	4	M 12	0,7	1	**60,21**
427020316		20 - 3/4"	26,9	27,5	105	16	75	14	4	M 12	1	1	**81,48**
427025316		25 - 1"	33,7	34,5	115	16	85	14	4	M 12	1,1	1	**93,76**
427032316		32 - 1"1/4	42,4	43,5	140	18	100	18	4	M 16	1,8	1	**163,31**
427040316		40 - 1"1/2	48,3	49,5	150	18	110	18	4	M 16	2,1	1	**186,55**
427050316	PN10=16	50 - 2"	60,3	61,5	165	20	125	18	4	M 16	2,6	1	**244,86**
427065316		65 - 2"1/2	76,1	77,5	185	20	145	18	8	M 16	3,3	1	**279,29**
427080316		80 - 3"	88,9	90,5	200	20	160	18	8	M 16	3,6	1	**318,27**
427100316		100 - 4"	114,3	116	220	22	180	18	8	M 16	4,4	1	**388,01**
427125316		125 - 5"	139,7	141,5	250	22	210	18	8	M 16	5,4	1	**481,48**
427150316		150 - 6"	168,3	170,5	285	24	240	22	8	M 20	7,2	1	**631,13**
427200316	PN16	200 - 8"	219,1	221,5	340	26	295	22	12	M 20	9,8	1	**883,53**
427250316		250 - 10"	273	276,5	405	29	355	26	12	M 24	14,5	1	**1341,54**
427300316		300 - 12"	323,9	327,5	460	32	410	26	12	M 24	19,3	1	**1690,47**
427350316		350 - 14"	355,6	359,5	520	35	470	26	16	M 24	28,5	1	**on demand**
427400316		400 - 16"	406,4	411	580	38	525	30	16	M 27	36,2	1	**on demand**
427500316		500 - 20"	508	513,5	715	46	650	33	20	M 30	64	1	**on demand**

A 20 21

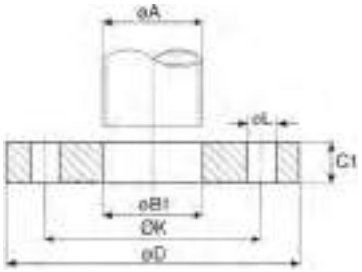

427/304L - 428/304L

FLANGIA PIANA

- PLATE FLANGE
- GLATTE FLANSCH
- BRIDE PLATE
- BRIDA PLANA

MATERIAL: AISI 304L - 1.4307
NORM: EN 1092-1-01 tipo/type "A"

PN 40

CODE	PN	Pipe		Flange					Bolts		kg		€
		DN	A mm	B1 mm	D mm	C1 mm	K mm	L mm	Nº	Thr.			
427015304	PN10=16=25=40	15 - 1/2"	21,3	22	95	14	65	14	4	M 12	0,7	1	**46,22**
427020304		20 - 3/4"	26,9	27,5	105	16	75	14	4	M 12	1	1	**64,97**
427025304		25 - 1"	33,7	34,5	115	16	85	14	4	M 12	1,1	1	**76,71**
427032304		32 - 1"1/4	42,4	43,5	140	18	100	18	4	M 16	1,8	1	**125,75**
427040304		40 - 1"1/2	48,3	49,5	150	18	110	18	4	M 16	2,1	1	**143,65**
428050304	PN25=40	50 - 2"	60,3	61,5	165	20	125	18	4	M 16	2,73	1	**196,63**
428065304		65 - 2"1/2	76,1	77,5	185	22	145	18	8	M 16	3,48	1	**250,71**
428080304		80 - 3"	88,9	90,5	200	24	160	18	8	M 16	4,32	1	**311,08**
428100304		100 - 4"	114,3	116	235	26	190	22	8	M 20	6,07	1	**437,06**
428125304		125 - 5"	139,7	141,5	270	28	220	26	8	M 24	8,19	1	**589,92**
428150304		150 - 6"	168,3	170,5	300	30	250	26	8	M 24	10,3	1	**741,76**
428200304	PN40	200 - 8"	219,1	221,5	375	36	320	30	12	M 27	17,9	1	**1442,06**
428250304		250 - 10"	273	276,5	450	42	385	33	12	M 30	29,3	1	**2110,02**
428300304		300 - 12"	323,9	327,5	515	52	450	33	16	M 30	45,1	1	**3247,94**

A 20 21

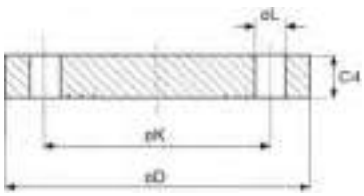

432/304L - 433/304L

FLANGIA CIECA

- BLIND FLANGE
- BLINDFLANSCH
- BRIDE PLEINE
- BRIDA CIEGA

MATERIAL: AISI 304L - 1.4307
NORM: EN 1092-1-05 tipo/type "A"

PN 10

CODE	PN	DN	Flange D mm	Flange C4 mm	Flange K mm	Flange L mm	Bolts Nº	Bolts Thr.	kg		€
433015304	PN10=16=25=40	15 - 1/2"	95	16	65	14	4	M 12	0,8	1	78,53
433020304		20 - 3/4"	105	18	75	14	4	M 12	1,1	1	83,66
433025304		25 - 1"	115	18	85	14	4	M 12	1,4	1	113,16
433032304		32 - 1"1/4	140	18	100	18	4	M 16	2	1	148,65
433040304		40 - 1"1/2	150	18	110	18	4	M 16	2,4	1	192,61
433050304	PN10=16	50 - 2"	165	18	125	18	4	M 16	2,9	1	210,99
433065304		65 - 2"1/2	185	18	145	18	8	M 16	3,7	1	248,08
433080304		80 - 3"	200	20	160	18	8	M 16	4,6	1	325,79
433100304		100 - 4"	220	20	180	18	8	M 16	5,7	1	399,30
433125304		125 - 5"	250	22	210	18	8	M 16	8,1	1	574,49
433150304		150 - 6"	285	22	240	22	8	M 20	10,5	1	741,80
432200304	PN10	200 - 8"	340	24	295	22	8	M 20	16,5	1	1144,53
432250304		250 - 10"	395	26	350	22	12	M 20	24	1	1764,59
432300304		300 - 12"	445	26	400	22	12	M 20	31	1	2255,10

A 20 21

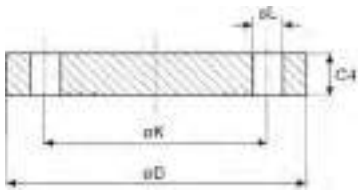

433/304L

FLANGIA CIECA

- BLIND FLANGE
- BLINDFLANSCH
- BRIDE PLEINE
- BRIDA CIEGA

MATERIAL: AISI 304L - 1.4307
NORM: EN 1092-1-05 tipo/type "A"

PN 16

CODE	PN	DN	Flange D mm	Flange C4 mm	Flange K mm	Flange L mm	Bolts Nº	Bolts Thr.	kg		€
433015304	PN10=16=25=40	15 - 1/2"	95	16	65	14	4	M 12	0,8	1	78,53
433020304		20 - 3/4"	105	18	75	14	4	M 12	1,1	1	83,66
433025304		25 - 1"	115	18	85	14	4	M 12	1,4	1	113,16
433032304		32 - 1"1/4	140	18	100	18	4	M 16	2	1	148,65
433040304		40 - 1"1/2	150	18	110	18	4	M 16	2,4	1	192,61
433050304	PN10=16	50 - 2"	165	18	125	18	4	M 16	2,9	1	210,99
433065304		65 - 2"1/2	185	18	145	18	8	M 16	3,7	1	248,08
433080304		80 - 3"	200	20	160	18	8	M 16	4,6	1	325,79
433100304		100 - 4"	220	20	180	18	8	M 16	5,7	1	399,30
433125304		125 - 5"	250	22	210	18	8	M 16	8,1	1	574,49
433150304		150 - 6"	285	22	240	22	8	M 20	10,5	1	741,80
433200304	PN16	200 - 8"	340	24	295	22	12	M 20	16,5	1	1144,53
433250304		250 - 10"	405	26	355	26	12	M 24	25	1	1798,36
433300304		300 - 12"	460	28	410	26	12	M 24	35	1	2572,54

A 20 21

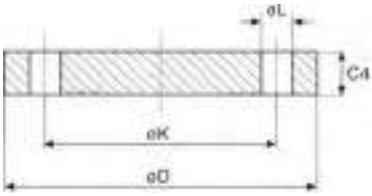

432/316L - 433/316L

FLANGIA CIECA

- BLIND FLANGE
- BLINDFLANSCH
- BRIDE PLEINE
- BRIDA CIEGA

PN 10

MATERIAL: AISI 316L - 1.4404
NORM: EN 1092-1-05 tipo/type "A"

CODE	PN	DN	Flange D mm	Flange C4 mm	Flange K mm	Flange L mm	Bolts Nº	Bolts Thr.	kg		€
433015316	PN10=16=25=40	15 - 1/2"	95	16	65	14	4	M 12	0,8	1	**92,66**
433020316		20 - 3/4"	105	18	75	14	4	M 12	1,1	1	**111,07**
433025316		25 - 1"	115	18	85	14	4	M 12	1,4	1	**134,49**
433032316		32 - 1"1/4	140	18	100	18	4	M 16	2	1	**211,53**
433040316		40 - 1"1/2	150	18	110	18	4	M 16	2,4	1	**228,97**
433050316	PN10=16	50 - 2"	165	18	125	18	4	M 16	2,9	1	**280,59**
433065316		65 - 2"1/2	185	18	145	18	8	M 16	3,7	1	**329,97**
433080316		80 - 3"	200	20	160	18	8	M 16	4,6	1	**433,27**
433100316		100 - 4"	220	20	180	18	8	M 16	5,7	1	**531,00**
433125316		125 - 5"	250	22	210	18	8	M 16	8,1	1	**764,08**
433150316		150 - 6"	285	22	240	22	8	M 20	10,5	1	**986,70**
432200316	PN10	200 - 8"	340	24	295	22	8	M 20	16,5	1	**1484,34**
432250316		250 - 10"	395	26	350	22	12	M 20	24	1	**2300,69**
432300316		300 - 12"	445	26	400	22	12	M 20	31	1	**3000,29**
432350316		350 - 14"	505	26	460	22	16	M 20	40	1	**on demand**
432400316		400 - 16"	565	26	515	26	16	M 24	50	1	**on demand**
432500316		500 - 20"	670	28	620	26	20	M 24	75	1	**on demand**

A 20 21

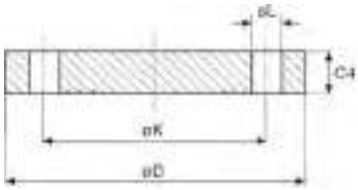

433/316L

FLANGIA CIECA

- BLIND FLANGE
- BLINDFLANSCH
- BRIDE PLEINE
- BRIDA CIEGA

PN 16

MATERIAL: AISI 316L - 1.4404
NORM: EN 1092-1-05 tipo/type "A"

CODE	PN	DN	Flange D mm	Flange C4 mm	Flange K mm	Flange L mm	Bolts Nº	Bolts Thr.	kg		€
433015316	PN10=16=25=40	15 - 1/2"	95	16	65	14	4	M 12	0,8	1	**92,66**
433020316		20 - 3/4"	105	18	75	14	4	M 12	1,1	1	**111,07**
433025316		25 - 1"	115	18	85	14	4	M 12	1,4	1	**134,49**
433032316		32 - 1"1/4	140	18	100	18	4	M 16	2	1	**211,53**
433040316		40 - 1"1/2	150	18	110	18	4	M 16	2,4	1	**228,97**
433050316	PN10=16	50 - 2"	165	18	125	18	4	M 16	2,9	1	**280,59**
433065316		65 - 2"1/2	185	18	145	18	8	M 16	3,7	1	**329,97**
433080316		80 - 3"	200	20	160	18	8	M 16	4,6	1	**433,27**
433100316		100 - 4"	220	20	180	18	8	M 16	5,7	1	**531,00**
433125316		125 - 5"	250	22	210	18	8	M 16	8,1	1	**764,08**
433150316		150 - 6"	285	22	240	22	8	M 20	10,5	1	**986,70**
433200316	PN16	200 - 8"	340	24	295	22	12	M 20	16,5	1	**1484,34**
433250316		250 - 10"	405	26	355	26	12	M 24	25	1	**2449,15**
433300316		300 - 12"	460	28	410	26	12	M 24	35	1	**3161,52**
433350316		350 - 14"	520	30	470	26	16	M 24	48	1	**on demand**
433400316		400 - 16"	580	32	525	30	16	M 27	63,5	1	**on demand**
433500316		500 - 20"	715	44	650	33	20	M 30	133	1	**on demand**

A 20 21

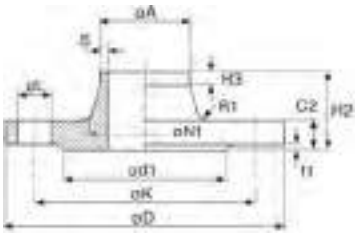

429/304L

FLANGIA A COLLARINO

- WELDING NECK FLANGE
- VORSCHWEISS-FLANSCH
- BRIDE COLLERETTE
- BRIDA CUELLO

PN 16

MATERIAL: AISI 304L - 1.4307
NORM: EN 1092-1-11 tipo/type "B1"

CODE	PN	Pipe		Flange											Bolts		kg		€
		DN	A mm	D mm	C2 mm	H2 mm	N1 mm	S mm	R1 mm	H3 mm	d1 mm	K mm	f1 mm	L mm	Nº	Thr.			
429015304	PN10=16=25=40	15 - 1/2"	21,3	95	16	38	32	2	4	6	45	65	2	14	4	M 12	1	1	68,45
429020304		20 - 3/4"	26,9	105	18	40	40	2,3	4	6	58	75	2	14	4	M 12	1	1	86,64
429025304		25 - 1"	33,7	115	18	40	46	2,6	4	6	68	85	2	14	4	M 12	1	1	103,21
429032304		32 - 1"1/4	42,4	140	18	42	56	2,6	6	6	78	100	2	18	4	M 16	2	1	151,71
429040304		40 - 1"1/2	48,3	150	18	45	64	2,6	6	7	88	110	3	18	4	M 16	2	1	170,75
429050304	PN10=16	50 - 2"	60,3	165	18	45	74	2,9	6	8	102	125	3	18	4	M 16	2,5	1	200,72
429065304		65 - 2"1/2	76,1	185	18	45	92	2,9	6	10	122	145	3	18	8	M 16	3	1	236,56
429080304		80 - 3"	88,9	200	20	50	105	3,2	6	10	138	160	3	18	8	M 16	3,7	1	306,02
429100304		100 - 4"	114,3	220	20	52	131	3,6	8	12	158	180	3	18	8	M 16	4,6	1	360,83
429125304		125 - 5"	139,7	250	22	55	156	4	8	12	188	210	3	18	8	M 16	6,3	1	518,54
429150304		150 - 6"	168,3	285	22	55	184	4,5	10	12	212	240	3	22	8	M 20	7,7	1	782,43
429200304	PN16	200 - 8"	219,1	340	24	62	235	6,3	10	16	268	295	3	22	12	M 20	11	1	1076,81
429250304		250 - 10"	273	405	26	70	292	6,3	12	16	320	355	3	26	12	M 24	15,6	1	1617,76
429300304		300 - 12"	323,9	460	28	78	344	7,1	12	16	378	410	4	26	12	M 24	22	1	1702,06
429350304		350 - 14"	355,6	520	30	82	390	8	12	16	438	470	4	26	16	M 24	32	1	on demand
429400304		400 - 16"	406,4	580	32	85	445	8	12	16	490	525	4	30	16	M 27	40	1	on demand
429500304		500 - 20"	508	715	36	84	548	8	12	16	610	650	4	33	20	M 30	74	1	on demand

A 20 21

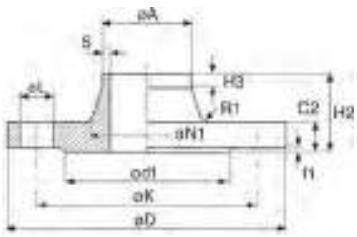

429/316L

FLANGIA A COLLARINO

- WELDING NECK FLANGE
- VORSCHWEISS-FLANSCH
- BRIDE COLLERETTE
- BRIDA CUELLO

PN 16

MATERIAL: AISI 316L - 1.4404
NORM: EN 1092-1-11 tipo/type "B1"

CODE	PN	Pipe DN	Pipe A mm	Flange D mm	C2 mm	H2 mm	N1 mm	S mm	R1 mm	H3 mm	d1 mm	K mm	f1 mm	L mm	Bolts Nº	Bolts Thr.	kg		€
429015316	PN10=16=25=40	15 - 1/2"	21,3	95	16	38	32	2	4	6	45	65	2	14	4	M 12	1	1	74,38
429020316		20 - 3/4"	26,9	105	18	40	40	2,3	4	6	58	75	2	14	4	M 12	1	1	105,33
429025316		25 - 1"	33,7	115	18	40	46	2,6	4	6	68	85	2	14	4	M 12	1	1	139,89
429032316		32 - 1"1/4	42,4	140	18	42	56	2,6	6	6	78	100	2	18	4	M 16	2	1	167,10
429040316		40 - 1"1/2	48,3	150	18	45	64	2,6	6	7	88	110	3	18	4	M 16	2	1	188,54
429050316	PN10=16	50 - 2"	60,3	165	18	45	74	2,9	6	8	102	125	3	18	4	M 16	2,5	1	230,58
429065316		65 - 2"1/2	76,1	185	18	45	92	2,9	6	10	122	145	3	18	8	M 16	3	1	269,90
429080316		80 - 3"	88,9	200	20	50	105	3,2	6	10	138	160	3	18	8	M 16	3,7	1	341,41
429100316		100 - 4"	114,3	220	20	52	131	3,6	8	12	158	180	3	18	8	M 16	4,6	1	384,60
429125316		125 - 5"	139,7	250	22	55	156	4	8	12	188	210	3	18	8	M 16	6,3	1	563,08
429150316		150 - 6"	168,3	285	22	55	184	4,5	10	12	212	240	3	22	8	M 20	7,7	1	936,43
429200316	PN16	200 - 8"	219,1	340	24	62	235	6,3	10	16	268	295	3	22	12	M 20	11	1	1317,17
429250316		250 - 10"	273	405	26	70	292	6,3	12	16	320	355	3	26	12	M 24	15,6	1	1889,21
429300316		300 - 12"	323,9	460	28	78	344	7,1	12	16	378	410	4	26	12	M 24	22	1	3235,39
429400316		400 - 16"	406,4	580	32	85	445	8	12	16	490	525	4	30	16	M 27	40	1	on demand
429500316		500 - 20"	508	715	36	84	548	8	12	16	610	650	4	33	20	M 30	74	1	on demand
429350316		350 - 14"	355,6	520	30	82	390	8	12	16	438	470	4	26	16	M 24	32	1	on demand

A 20 21

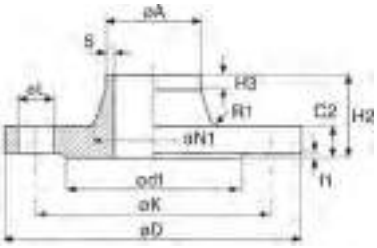

429/304L - 430/304L

FLANGIA A COLLARINO

- WELDING NECK FLANGE
- VORSCHWEISS-FLANSCH
- BRIDE COLLERETTE
- BRIDA CUELLO

PN 40

MATERIAL: AISI 304L - 1.4307
NORM: EN 1092-1-11 tipo/type "B1"

CODE	PN	Pipe DN	Pipe A mm	Flange D mm	C2 mm	H2 mm	N1 mm	S mm	R1 mm	H3 mm	d1 mm	K mm	f1 mm	L mm	Bolts Nº	Bolts Thr.	kg		€
429015304	PN10=16=25=40	15 - 1/2"	21,3	95	16	38	32	2	4	6	45	65	2	14	4	M 12	1	1	68,45
429020304		20 - 3/4"	26,9	105	18	40	40	2,3	4	6	58	75	2	14	4	M 12	1	1	86,64
429025304		25 - 1"	33,7	115	18	40	46	2,6	4	6	68	85	2	14	4	M 12	1	1	103,21
429032304		32 - 1"1/4	42,4	140	18	42	56	2,6	6	6	78	100	2	18	4	M 16	2	1	151,71
429040304		40 - 1"1/2	48,3	150	18	45	64	2,6	6	7	88	110	3	18	4	M 16	2	1	170,75
430050304	PN40	50 - 2"	60,3	165	20	48	75	2,9	6	8	102	125	3	18	4	M 16	2,85	1	250,88
430065304		65 - 2"1/2	76,1	185	22	52	90	2,9	6	10	122	145	3	18	8	M 16	3,68	1	323,86
430080304		80 - 3"	88,9	200	24	58	105	3,2	8	12	138	160	3	18	8	M 16	4,78	1	420,67
430100304		100 - 4"	114,3	235	24	65	134	3,6	8	12	162	190	3	22	8	M 20	6,46	1	568,76
430125304		125 - 5"	139,7	270	26	68	162	4	8	12	188	220	3	26	8	M 24	8,86	1	780,00
430150304		150 - 6"	168,3	300	28	75	192	4,5	10	12	218	250	3	26	8	M 24	11,7	1	1152,13
430200304		200 - 8"	219,1	375	34	88	244	6,3	10	16	285	320	3	30	12	M 27	21	1	1918,20
430250304		250 - 10"	273	450	38	105	306	7,1	12	18	345	385	3	33	12	M 30	34,2	1	3010,26
430300304		300 - 12"	323,9	515	42	115	362	8	12	18	410	450	4	33	16	M 30	47,6	1	4189,70

A 20 23

440/304 - 441/304 MICROFUSE-CASTING

FLANGIA PIANA

- PLATE FLANGE
- GLATTE FLANSCH
- BRIDE PLATE
- BRIDA PLANA

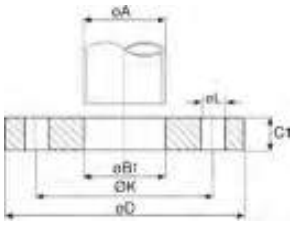

PN 10

MATERIAL: AISI 304 - 1.4301
NORM: UNI 2278

CODE	PN	Pipe		Flange					Bolts		kg		€
		DN	A mm	B1 mm	D mm	C1 mm	K mm	L mm	Nº	Thr.			
441015304	PN10=16	15 - 1/2"	21,3	22	95	12	65	14	4	M 12	0,6	1	36,09
441020304		20 - 3/4"	26,9	27,5	105	14	75	14	4	M 12	0,8	1	50,69
441025304		25 - 1"	33,7	34,5	115	14	85	14	4	M 12	1,0	1	59,85
441032304		32 - 1"1/4	42,4	43,5	140	16	100	18	4	M 16	1,7	1	98,10
441040304		40 - 1"1/2	48,3	49,5	150	16	110	18	4	M 16	1,9	1	112,06
441050304		50 - 2"	60,3	61,5	165	18	125	18	4	M 16	2,25	1	147,08
441065304		65 - 2"1/2	76,1	77,5	185	18	145	18	4	M 16	3,0	1	167,04
441080304		80 - 3"	88,9	90,5	200	20	160	18	8	M 16	3,94	1	190,28
441100304		100 - 4"	114,3	116	220	22	180	18	8	M 16	4,5	1	232,00
441125304		125 - 5"	139,7	141,5	250	22	210	18	8	M 16	6,1	1	285,97
441150304		150 - 6"	168,3	170,5	285	24	240	22	8	M 20	7,5	1	377,36
440200304	PN10	200 - 8"	219,1	221,5	340	24	295	22	8	M 20	10	1	508,70
440250304		250 - 10"	273	276,5	395	26	350	22	12	M 20	13	1	672,17
440300304		300 - 12"	323,9	327,5	445	26	400	22	12	M 20	15	1	800,59

A 20 23

441/304 MICROFUSE-CASTING

FLANGIA PIANA

- PLATE FLANGE
- GLATTE FLANSCH
- BRIDE PLATE
- BRIDA PLANA

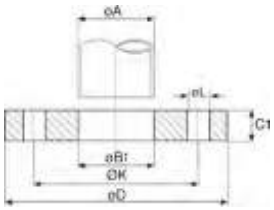

PN 16

MATERIAL: AISI 304 - 1.4301
NORM: UNI 2278

CODE	PN	Pipe		Flange					Bolts		kg		€
		DN	A mm	B1 mm	D mm	C1 mm	K mm	L mm	Nº	Thr.			
441015304	PN10=16	15 - 1/2"	21,3	22	95	12	65	14	4	M 12	0,6	1	36,09
441020304		20 - 3/4"	26,9	27,5	105	14	75	14	4	M 12	0,8	1	50,69
441025304		25 - 1"	33,7	34,5	115	14	85	14	4	M 12	1,0	1	59,85
441032304		32 - 1"1/4	42,4	43,5	140	16	100	18	4	M 16	1,7	1	98,10
441040304		40 - 1"1/2	48,3	49,5	150	16	110	18	4	M 16	1,9	1	112,06
441050304		50 - 2"	60,3	61,5	165	18	125	18	4	M 16	2,25	1	147,08
441065304		65 - 2"1/2	76,1	77,5	185	18	145	18	4	M 16	3,0	1	167,04
441080304		80 - 3"	88,9	90,5	200	20	160	18	8	M 16	3,94	1	190,28
441100304		100 - 4"	114,3	116	220	22	180	18	8	M 16	4,5	1	232,00
441125304		125 - 5"	139,7	141,5	250	22	210	18	8	M 16	6,1	1	285,97
441150304		150 - 6"	168,3	170,5	285	24	240	22	8	M 20	7,5	1	377,36
441200304	PN16	200 - 8"	219,1	221,5	340	26	295	22	12	M 20	10	1	533,97
441250304		250 - 10"	273	276,5	405	29	355	26	12	M 24	16	1	808,93
441300304		300 - 12"	323,9	327,5	460	32	410	26	12	M 24	19,5	1	990,72

A 20 23

440/316 - 441/316 MICROFUSE-CASTING

FLANGIA PIANA

- PLATE FLANGE
- GLATTE FLANSCH
- BRIDE PLATE
- BRIDA PLANA

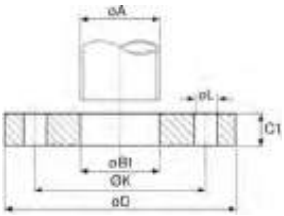

PN 10

MATERIAL: AISI 316 - 1.4401
NORM: UNI 2277

CODE	PN	Pipe		Flange					Bolts		kg		€
		DN	A mm	B1 mm	D mm	C1 mm	K mm	L mm	Nº	Thr.			
441015316	PN10=16	15 - 1/2"	21,3	22	95	12	65	14	4	M 12	0,6	1	56,74
441020316		20 - 3/4"	26,9	27,5	105	14	75	14	4	M 12	0,8	1	79,95
441025316		25 - 1"	33,7	34,5	115	14	85	14	4	M 12	1,0	1	90,55
441032316		32 - 1"1/4	42,4	43,5	140	16	100	18	4	M 16	1,7	1	147,09
441040316		40 - 1"1/2	48,3	49,5	150	16	110	18	4	M 16	1,9	1	167,70
441050316		50 - 2"	60,3	61,5	165	18	125	18	4	M 16	2,25	1	222,88
441065316		65 - 2"1/2	76,1	77,5	185	18	145	18	4	M 16	3,0	1	252,99
441080316		80 - 3"	88,9	90,5	200	20	160	18	8	M 16	3,94	1	300,32
441100316		100 - 4"	114,3	116	220	22	180	18	8	M 16	4,5	1	366,16
441125316		125 - 5"	139,7	141,5	250	22	210	18	8	M 16	6,1	1	464,28
441150316		150 - 6"	168,3	170,5	285	24	240	22	8	M 20	7,5	1	596,66
440200316	PN10	200 - 8"	219,1	221,5	340	24	295	22	8	M 20	10	1	785,46
440250316		250 - 10"	273	276,5	395	26	350	22	12	M 20	13	1	1017,96
440300316		300 - 12"	323,9	327,5	445	26	400	22	12	M 20	15	1	1172,66

A 20 23

441/316 MICROFUSE-CASTING

FLANGIA PIANA

- PLATE FLANGE
- GLATTE FLANSCH
- BRIDE PLATE
- BRIDA PLANA

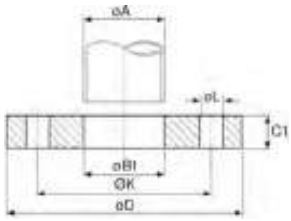

PN 16

MATERIAL: AISI 316 - 1.4401
NORM: UNI 2277

CODE	PN	Pipe		Flange					Bolts		kg		€
		DN	A mm	B1 mm	D mm	C1 mm	K mm	L mm	Nº	Thr.			
441015316	PN10=16	15 - 1/2"	21,3	22	95	12	65	14	4	M 12	0,6	1	56,74
441020316		20 - 3/4"	26,9	27,5	105	14	75	14	4	M 12	0,8	1	79,95
441025316		25 - 1"	33,7	34,5	115	14	85	14	4	M 12	1,0	1	90,55
441032316		32 - 1"1/4	42,4	43,5	140	16	100	18	4	M 16	1,7	1	147,09
441040316		40 - 1"1/2	48,3	49,5	150	16	110	18	4	M 16	1,9	1	167,70
441050316		50 - 2"	60,3	61,5	165	18	125	18	4	M 16	2,25	1	222,88
441065316		65 - 2"1/2	76,1	77,5	185	18	145	18	4	M 16	3,0	1	252,99
441080316		80 - 3"	88,9	90,5	200	20	160	18	8	M 16	3,94	1	300,32
441100316		100 - 4"	114,3	116	220	22	180	18	8	M 16	4,5	1	366,16
441125316		125 - 5"	139,7	141,5	250	22	210	18	8	M 16	6,1	1	464,28
441150316		150 - 6"	168,3	170,5	285	24	240	22	8	M 20	7,5	1	596,66
441200316	PN16	200 - 8"	219,1	221,5	340	26	295	22	12	M 20	10	1	840,41
441250316		250 - 10"	273	276,5	405	29	355	26	12	M 24	16	1	1223,43
441300316		300 - 12"	323,9	327,5	460	32	410	26	12	M 24	19,5	1	1635,12

A 20 23

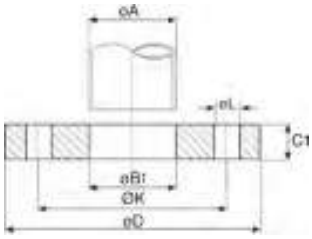

442/304 - 443/304 MICROFUSE RIDOTTE REDUCED CASTING

FLANGIA PIANA SPESSORE RIDOTTO

- PLATE FLANGE REDUCED THICKNESS
- GLATTE FLANSCH REDUZIERTE WANDSTAERKE
- BRIDE PLATE ÉPAISSEUR RÉDUIT
- BRIDA PLANA ESPESOR REDUCIDO

PN 10

MATERIAL: AISI 304 - 1.4301
NORM: spessore ridotto / thin thickness

CODE	PN	Pipe		Flange					Bolts		kg		€
		DN	A mm	B1 mm	D mm	C1 mm	K mm	L mm	Nº	Thr.			
442040304	PN10=16	40 - 1"1/2	48,3	49	150	10	110	18	4	M 16	1,31	1	78,46
442050304		50 - 2"	60,3	61,5	165	10	125	18	4	M 16	1,39	1	102,98
442065304		65 - 2"1/2	76,1	77	185	12	145	18	4	M 16	2,2	1	116,86
442080304		80 - 3"	88,9	90	200	12	160	18	8	M 16	2,36	1	133,18
442100304		100 - 4"	114,3	115,5	220	12	180	18	8	M 16	2,46	1	162,40
442125304		125 - 5"	139,7	141	250	14	210	18	8	M 16	3,56	1	200,19
442150304		150 - 6"	168,3	170	285	14	240	22	8	M 20	4,38	1	264,15
443200304	PN10	200 - 8"	219,1	221	340	16	295	22	8	M 20	6,2	1	356,15
443250304		250 - 10"	273	275	395	18	350	22	12	M 20	8,3	1	470,47
443300304		300 - 12"	323,9	326	445	18	400	22	12	M 20	9,6	1	560,43

A 20 23

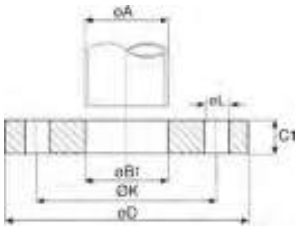

442/304 MICROFUSE RIDOTTE REDUCED CASTING

FLANGIA PIANA SPESSORE RIDOTTO

- PLATE FLANGE REDUCED THICKNESS
- GLATTE FLANSCH REDUZIERTE WANDSTAERKE
- BRIDE PLATE ÉPAISSEUR RÉDUIT
- BRIDA PLANA ESPESOR REDUCIDO

PN 16

MATERIAL: AISI 304 - 1.4301
NORM: spessore ridotto / thin thickness

CODE	PN	Pipe		Flange					Bolts		kg		€
		DN	A mm	B1 mm	D mm	C1 mm	K mm	L mm	Nº	Thr.			
442040304	PN10=16	40 - 1"1/2	48,3	49	150	10	110	18	4	M 16	1,31	1	78,46
442050304		50 - 2"	60,3	61,5	165	10	125	18	4	M 16	1,39	1	102,98
442065304		65 - 2"1/2	76,1	77	185	12	145	18	4	M 16	2,2	1	116,86
442080304		80 - 3"	88,9	90	200	12	160	18	8	M 16	2,36	1	133,18
442100304		100 - 4"	114,3	115,5	220	12	180	18	8	M 16	2,46	1	162,40
442125304		125 - 5"	139,7	141	250	14	210	18	8	M 16	3,56	1	200,19
442150304		150 - 6"	168,3	170	285	14	240	22	8	M 20	4,38	1	264,15
442200304	PN16	200 - 8"	219,1	221	340	16	295	22	12	M 20	6	1	373,78
442250304		250 - 10"	273	275	405	18	355	26	12	M 24	9	1	566,26
442300304		300 - 12"	323,9	326	460	18	410	26	12	M 24	10,9	1	693,54

A 20 21

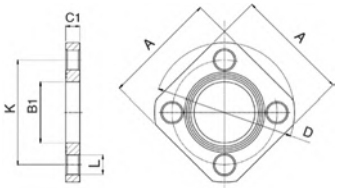

193-005/316L

FLANGIA QUADRA

- SQUARE FLANGE
- QUADRATISCH FLANSCH
- BRIDE CARRÉE
- BRIDA CUADRADA

MATERIAL: AISI 316L - 1.4404

PN 10

CODE	DN	A mm	B1 mm	D mm	C1 mm	K mm	L mm	Holes Nr.	Thread	kg		€
193015005	15	72	22	90	10	65	14	4	M 12	0,32	1	**66,50**
193020005	20	72	27,5	90	10	65	14	4	M 12	0,303	1	**66,50**
193025005	25	78	34,5	95	10	70	14	4	M 12	0,339	1	**75,89**
193032005	32	82	43,5	100	10	75	14	4	M 12	0,344	1	**78,25**
193040005	40	85	49,5	110	10	85	14	4	M 12	0,362	1	**79,15**
193050005	50	95	61,5	120	10	95	14	4	M 12	0,413	1	**102,93**

A 20 21

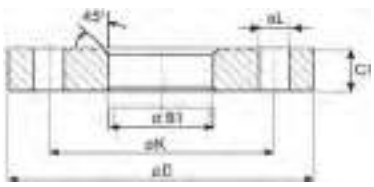

425/000

FLANGIA LIBERA IN ALLUMINIO

- ALUMINIUM LOOSE FLANGE
- ALUMINIUM LOSE FLANSCH
- BRIDE LIBRE D'ALUMINIUM
- BRIDA LOCA DE ALUMINIO

MATERIAL: alluminio / aluminium EN AB 47000 (UNI 7369/2)

NORM: UNI 6089 - DIN 2642 ISO R64

PN 10

CODE	Pipe		Flange					Bolts Nº	kg		€
	DN	A mm	D mm	C1 mm	B1 mm	K mm	L mm				
425010010	10 - 3/8"	17,2	90	12	19	60	14	4	0,18	1	**12,39**
425015010	15 - 1/2"	21,3	95	12	24	65	14	4	0,19	1	**12,65**
425020010	20 - 3/4"	26,9	105	12	30	75	14	4	0,22	1	**13,88**
425025010	25 - 1"	33,7	115	12	36	85	14	4	0,27	1	**14,99**
425032010	32 - 1"1/4	42,4	140	16	46	100	18	4	0,53	1	**23,23**
425040010	40 - 1"1/2	48,3	150	16	54	110	18	4	0,59	1	**25,12**
425050010	50 - 2"	60,3	165	16	65	125	18	4	0,7	1	**28,78**
425065010	65 - 2"1/2	76,1	185	16	81	145	18	4	0,87	1	**34,01**
425080010	80 - 3"	88,9	200	18	94	160	18	8	1,05	1	**39,22**
425100010	100 - 4"	114,3	220	18	119	180	18	8	1,16	1	**41,60**
425125010	125 - 5"	139,7	250	18	144	210	18	8	1,45	1	**58,08**
425150010	150 - 6"	168,3	285	18	173	240	22	8	1,7	1	**60,85**
425200010	200 - 8"	219,1	340	20	225	295	22	8	2,5	1	**94,81**
425250010	250 - 10"	273	395	22	279	350	22	12	3,25	1	**125,88**
425300010	300 - 12"	323,9	445	22	329	400	22	12	3,8	1	**136,11**

A 20 21

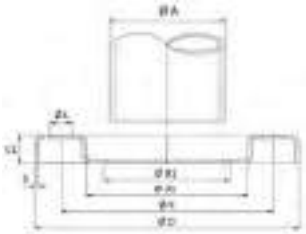

423/304 ISO

FLANGIA LIBERA STAMPATA

- PRESSED LOOSE FLANGE
- GEPRESSTER LOSFLANSCH
- BRIDE LIBRE TOURNANTE EMBOUTIE
- BRIDA LOCA PRENSADA

PN 10

MATERIAL: AISI 304 - 1.4301
NORM: DIN 2642 - ISO

CODE	DN	Pipe A mm	Flange							Bolts		kg		€
			B1 mm	D mm	C1 mm	S mm	d1 mm	K mm	L mm	Nº	Thr.			
423015304	15 - 1/2"	21,3	24	95	12	3	38	65	14	4	M 12	0,160	1	**15,80**
423020304	20 - 3/4"	26,9	30	105	12	3	48	75	14	4	M 12	0,220	1	**17,94**
423025304	25 - 1"	33,7	37	115	15	3	53	85	14	4	M 12	0,270	1	**20,31**
423032304	32 - 1"1/4	42,4	45	140	15	3	68	100	18	4	M 16	0,380	1	**25,37**
423040304	40 - 1"1/2	48,3	54	150	17,5	3	77	110	18	4	M 16	0,450	1	**31,75**
423050304	50 - 2"	60,3	65	165	19	3	91	125	18	4	M 16	0,550	1	**39,19**
423065304	65 - 2"1/2	76,1	81	185	21	4	108	145	18	4	M 16	0,840	1	**56,52**
423080304	80 - 3"	88,9	94	200	21,5	4	123	160	18	8	M 16	0,970	1	**68,68**
423100304	100 - 4"	114,3	119	220	22	4	141	180	18	8	M 16	1,200	1	**81,55**
423125304	125 - 5"	139,7	145	250	23,5	5	168	210	18	8	M 16	2,100	1	**128,05**
423150304	150 - 6"	168,3	173	285	28	5	192	240	22	8	M 20	2,200	1	**169,48**
423200304	200 - 8"	219,1	225	340	29,5	6	245	295	22	8	M 20	3,500	1	**290,07**
423250304	250 - 10"	273	279	395	31	6	295	350	22	12	M 20	4,000	1	**377,06**

A 20 22

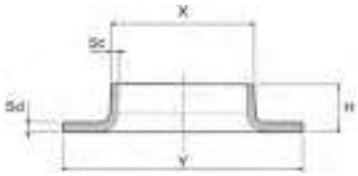

177/304L

CARTELLA DI APPOGGIO

- LAP-JOINT
- VORSCHWEISSBÖRDEL
- COLLERETTE
- VALONA

MATERIAL: AISI 304L - 1.4307

Thickness: 2 mm

CODE	DN	DN inch	Y mm	X mm	H mm	Sd mm	Sc mm	g		€
177172304	10	3/8"	40	17,2	6	2	2	20	10	**5,78**
177213304	15	1/2"	43	21,3	7	2	2	25	10	**5,78**
177269304	20	3/4"	58	26,9	8	2	2	38	10	**5,78**
177337304	25	1"	68	33,7	9	2	2	55	10	**5,78**
177424304	32	1"1/4	78	42,4	10	2	2	68	10	**6,85**
177483304	40	1"1/2	88	48,3	10	2	2	85	10	**8,64**
177603304	50	2"	102	60,3	12	2	2	115	10	**10,71**
177761304	65	2"1/2	122	76,1	12	2	2	150	10	**14,31**
177889304	80	3"	138	88,9	12	2	2	170	10	**16,46**
177114304	100	4"	158	114,3	16	2	2	200	10	**20,86**
177139304	125	5"	185	139,7	16	2	2	300	5	**26,00**
177168304	150	6"	212	168,3	17	2	2	350	5	**29,69**
177219304	200	8"	270	219,1	18	2	2	500	2	**47,92**

A 20 22

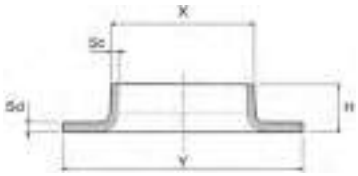

177/316L

CARTELLA DI APPOGGIO

- LAP-JOINT
- VORSCHWEISSBÖRDEL
- COLLERETTE
- VALONA

MATERIAL: AISI 316L - 1.4404

Thickness: 2 mm

CODE	DN	DN inch	Y mm	X mm	H mm	Sd mm	Sc mm	g		€
177172316	10	3/8"	40	17,2	6	2	2	20	10	**7,15**
177213316	15	1/2"	43	21,3	7	2	2	25	10	**7,15**
177269316	20	3/4"	58	26,9	8	2	2	38	10	**7,15**
177337316	25	1"	68	33,7	9	2	2	55	10	**8,65**
177424316	32	1"1/4	78	42,4	10	2	2	68	10	**11,36**
177483316	40	1"1/2	88	48,3	10	2	2	85	10	**11,76**
177603316	50	2"	102	60,3	12	2	2	115	10	**16,24**
177761316	65	2"1/2	122	76,1	12	2	2	150	10	**21,43**
177889316	80	3"	138	88,9	12	2	2	170	10	**22,96**
177114316	100	4"	158	114,3	16	2	2	200	10	**29,44**
177139316	125	5"	185	139,7	16	2	2	300	5	**39,50**
177168316	150	6"	212	168,3	17	2	2	350	5	**45,03**
177219316	200	8"	270	219,1	18	2	2	500	2	**73,86**

R 30 30

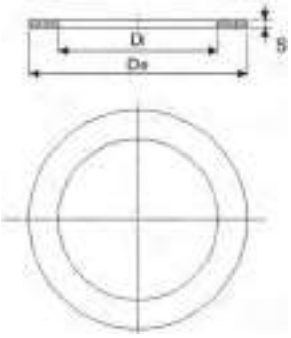

434/PN6

GUARNIZIONE ECOLOGICA PER FLANGE

- GASKET FOR FLANGE
- FLANSCHDICHTUNG
- JOINT POUR BRIDE
- JUNTA ECOLÓGICA PARA BRIDA

MATERIAL: Sesalit Eco
NORM: EN 1092-1

PN 6

CODE	DN	De mm	Di mm	S mm	g		€
434015006	15 - (1/2")	44	20	2	4	10	**0,86**
434020006	20 - (3/4")	54	25	2	6	10	**1,26**
434025006	25 - (1")	64	30	2	9	10	**1,75**
434032006	32 - (1"1/4)	75	38	2	11	10	**2,35**
434040006	40 - (1"1/2)	85	45	2	14	10	**3,07**
434050006	50 - (2")	95	57	2	15	10	**4,67**
434065006	65 - (2"1/2)	115	76	2	19	10	**6,43**
434080006	80 - (3")	132	89	2	26	10	**7,62**
434100006	100 - (4")	152	108	2	29	10	**9,02**
434125006	125 - (5")	182	133	2	41	10	**12,54**
434150006	150 - (6")	207	160	2	38	10	**14,28**
434200006	200 - (8")	262	218	2	58	10	**22,26**
434250006	250 - (10")	317	273	2	78	10	**29,66**
434300006	300 - (12")	373	318	2	113	10	**32,04**

Sesalit ECO: fibre organiche e sintetiche legate con gomma NBR/SBR esente amianto
IMPIEGHI: Acqua calda e fredda, olii vegetali ed animali, aria, alcuni carburanti (no GAS)
LIMITI DI TEMPERATURA ORIENTATIVI
Temperatura massima per brevi esposizioni: 180º-200º C
Temperatura massima di esercizio continuo per fluidi non aggressivi: 140º C
Temperatura massima di esercizio continuo con vapore: 110º C
OMOLOGAZIONI: acqua potabile WRAS nº 1605525

Sesalit ECO: organic and synthetic fibers bonded with NBR/SBR asbestos-free
USES: hot and cold water, vegetable and animal oils, air, some fuels (no GAS)
GUIDELINE TEMPERATURE LIMITS
Maximum temperature for short exposure: 180º-200º C
Maximum operating temperature for continuous non-aggressive fluids: 140º C
Maximum temperature for continuous operation with steam: 110º C
APPROVAL: potable water WRAS nº 1605525

R 30 30

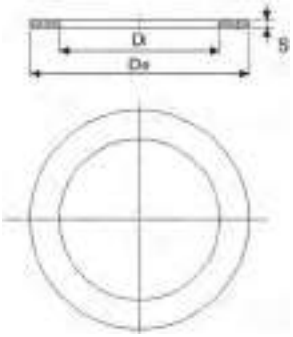

434/PN10-16

GUARNIZIONE ECOLOGICA PER FLANGE

- GASKET FOR FLANGE
- FLANSCHDICHTUNG
- JOINT POUR BRIDE
- JUNTA ECOLÓGICA PARA BRIDA

MATERIAL: Sesalit Eco
NORM: EN 1092-1

PN 10/16

CODE	DN	De mm	Di mm	S mm	g		€
434015000	15 - (1/2")	50	20	2	6	10	**0,86**
434020000	20 - (3/4")	60	25	2	8	10	**1,24**
434025000	25 - (1")	70	30	2	10	10	**1,74**
434032000	32 - (1"1/4)	82	38	2	14	10	**2,35**
434040000	40 - (1"1/2)	92	45	2	17	10	**3,07**
434050000	50 - (2")	108	57	2	22	10	**4,62**
434065000	65 - (2"1/2)	127	76	2	27	10	**6,38**
434080000	80 - (3")	142	89	2	30	10	**7,55**
434100000	100 - (4")	162	108	2	38	10	**8,66**
434125000	125 - (5")	192	140	2	44	10	**12,18**
434150000	150 - (6")	218	169	2	55	10	**13,90**
434200000	200 - (8")	273	218	2	71	10	**21,53**
434250000	250 - (10")	328	273	2	91	10	**28,91**
434300000	300 - (12")	378	318	2	137	10	**31,38**
434350000	350 - (14")	438	368	2	162	10	**42,67**
434400000	400 - (16")	490	420	2	180	10	**53,29**

Sesalit ECO: fibre organiche e sintetiche legate con gomma NBR/SBR esente amianto
IMPIEGHI: Acqua calda e fredda, olii vegetali ed animali, aria, alcuni carburanti (no GAS)
LIMITI DI TEMPERATURA ORIENTATIVI
Temperatura massima per brevi esposizioni: 180º-200º C
Temperatura massima di esercizio continuo per fluidi non aggressivi: 140º C
Temperatura massima di esercizio continuo con vapore: 110º C
Temperatura minima di esercizio -40ºC
OMOLOGAZIONI: acqua potabile WRAS nº 240155028

Sesalit ECO: organic and synthetic fibers bonded with NBR/SBR asbestos-free
USES: hot and cold water, vegetable and animal oils, air, some fuels (no GAS)
GUIDELINE TEMPERATURE LIMITS
Maximum temperature for short exposure: 180º-200º C
Maximum operating temperature for continuous non-aggressive fluids: 140º C
Maximum temperature for continuous operation with steam: 110º C
Minimum operating temperature -40ºC
APPROVAL: potable water WRAS nº 240155028

A 20 21

435/001

BULLONE E DADO PER FLANGIA

- HEXAGONAL BOLT AND NUT FOR FLANGE
- SCHRAUBEN UND MUTTEN FUER FLANSCH
- BOULON D'ASSEMBLAGE À TÊTE HEXAGONALE POUR BRIDE
- TORNILLO Y TUERCA PARA BRIDA

MATERIAL: AISI 304 - 1.4301

CODE	Measure	g			€
435012001	M 12 x 50 + dado / nut M 12	70	4	80*	**6,86**
435016001	M 16 x 65 + dado / nut M 16	154	4	40*	**14,87**
435020001	M 20 x 80 + dado / nut M 20	300	4	24*	**29,39**
435024001	M 24 x 100 + dado / nut M 24	610	4	24*	**55,39**

(*) unità minima di vendita / minimum selling quantity

FOCUS ON

BULLONI PER FLANGE / *BOLTS AND NUTS FOR FLANGES*

DN	DN inch	PN6		PN10		PN16		PN25		PN40	
		viti	N° pezzi	viti	N° pezzi	viti	N° pezzi	viti	N° pezzi	viti	N° pezzi
15	1/2"	M10x45	4	M12x50	4	M12x50	4	M12x50	4	M12x50	4
20	3/4"	M10x45	4	M12x50	4	M12x50	4	M12x50	4	M12x50	4
25	1"	M10x45	4	M12x50	4	M12x50	4	M12x50	4	M12x50	4
32	1" 1/4	M12x50	4	M16x65	4	M16x65	4	M16x65	4	M16x65	4
40	1" 1/2	M12x50	4	M16x65	4	M16x65	4	M16x65	4	M16x65	4
50	2"	M12x50	4	M16x65	4	M16x65	4	M16x65	4	M16x65	4
65	2" 1/2	M12x50	4	M16x65	8	M16x65	8	M16x65	8	M16x65	8
80	3"	M16x65	4	M16x65	8	M16x65	8	M16x65	8	M16x65	8
100	4"	M16x65	4	M16x65	8	M16x65	8	M20x80	8	M20x80	8
125	5"	M16x65	8	M16x65	8	M16x65	8	M24x100	8	M24x100	8
150	6"	M16x65	8	M20x80	8	M20x80	8	M24x100	8	M24x100	8
200	8"	M16x65	8	M20x80	8	M20x80	12	M24x100	12	M27x100	12

NOTE

M10x45 - M27x100 = Non presenti in assortimento / *Absent on product range.*

A 30 30

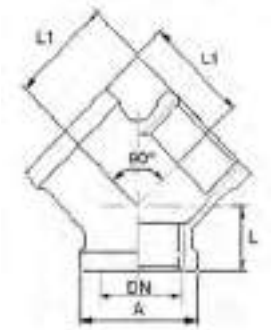

89

DEVIAZIONE A Y

- Y-TEE BANDED
- Y-FITTING MIT INNENGEWINDE
- Y RACCORD
- RACOR "Y"

MATERIAL: AISI 316 - 1.4401 / 1.4408
THREAD: EN 10226-1 (ex ISO 7/1)
RATING: 150 PSI – PN10

CODE	DN	DN inch	A mm	L mm	L1 mm	g		€
089108316	6	1/8"	17	10	17	40	10	7,79
089104316	8	1/4"	21	13	19	64	10	10,90
089308316	10	3/8"	25	14	23	100	10	14,94
089102316	15	1/2"	29	18	27	128	10	20,31
089304316	20	3/4"	35	20	32	193	10	27,33
089100316	25	1"	43	23	38	323	10	42,38
089114316	32	1"1/4	52	28	46	485	5	69,30
089112316	40	1"1/2	58	30	48	565	5	79,37
089200316	50	2"	71	34	57	890	1	118,74

A 30 30

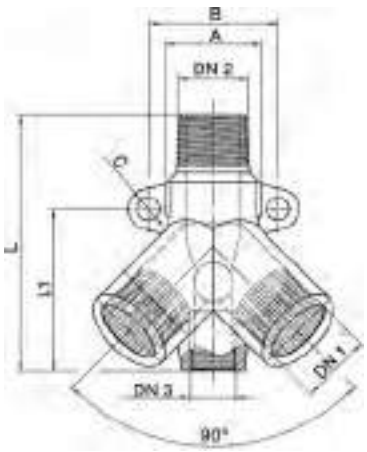

89/P

DEVIAZIONE A Y PER IMPIANTI ARIA COMPRESSA

- Y-TEE BANDED FOR COMPRESSED AIR SYSTEMS
- Y-FITTING MIT INNENGEWINDE FÜR DRUCKLUFT ANLAGE
- Y RACCORD POUR LES SYSTÈMES D'AIR COMPRIMÉ
- RACOR "Y" PARA INSTALACIONES DE AIRE COMPRIMIDO

MATERIAL: AISI 316 - 1.4401 / 1.4408
THREAD: EN 10226-1 (ex ISO 7/1)
RATING: 150 PSI – PN10

CODE	DN1 inch	DN2 inch	DN3 inch	L mm	L1 mm	A mm	B mm	C mm	g		€
089102316P	1/2"	1/2"	1/4"	75	47,5	28	38	6,5	300	5	66,53

A 30 30

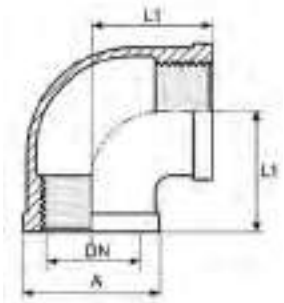

90

GOMITO 90° FF

- ELBOW 90° F/F
- WINKEL 90° I/I
- COUDE FF 90°
- CODO 90 HH

MATERIAL: AISI 316 - 1.4401 / 1.4408
THREAD: EN 10226-1 (ex ISO 7/1)
RATING: 150 PSI – PN10

CODE	DN	DN inch	A mm	L1 mm	g			€
090108316	6	1/8"	17	19	39	10	450	**6,44**
090104316	8	1/4"	21,3	21	61	10	300	**5,82**
090308316	10	3/8"	23,5	21,3	68	10	250	**6,44**
090102316	15	1/2"	29	27	102	10	100	**7,14**
090304316	20	3/4"	36	33	164	10	50	**11,03**
090100316	25	1"	43	38	264	10	70	**16,44**
090114316	32	1"1/4	52	45	413	5	45	**24,18**
090112316	40	1"1/2	58	50	521	5	30	**30,58**
090200316	50	2"	71,5	57	808	5	15	**52,49**
090212316	65	2"1/2	87	69,7	1183	4	8	**113,80**
090300316	80	3"	99,5	77	1504	1	8	**155,93**
090400316	100	4"	126	98,2	2714	1	2	**268,46**

A 30 30

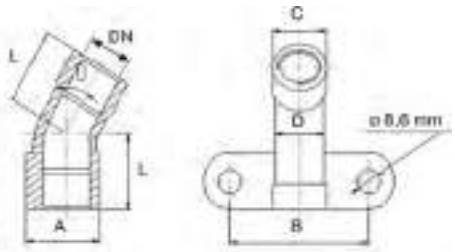

91

GOMITO FF CON FLANGIA

- WALL PLATE ELBOW F/F
- DECKENWINKEL MIT INNENGEWINDE
- COUDE FF AVEC BRIDE
- CODO PLACA

MATERIAL: AISI 316 - 1.4401 / 1.4408
THREAD: EN 10226-1 (ex ISO 7/1)
RATING: 150 PSI – PN10

CODE	DN	DN inch	degrees	L mm	A mm	B mm	C mm	D mm	g		€
091102045	15	1/2"	45°	22,8	28,5	55	27	25	146	5	**19,69**
091102090	15	1/2"	90°	27,7	28,5	55	27	25	162	5	**20,45**

A 30 30

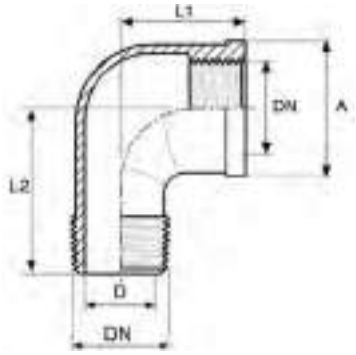

92

GOMITO 90° MF

- ELBOW 90° M/F
- WINKEL 90° I/A
- COUDE MF 90°
- CODO 90 MH

MATERIAL: AISI 316 - 1.4401 / 1.4408
THREAD: EN 10226-1 (ex ISO 7/1)
RATING: 150 PSI – PN10

CODE	DN	DN inch	A mm	L1 mm	L2 mm	D mm	g			€
092108316	6	1/8"	17	19	25	5,5	26	10	600	7,78
092104316	8	1/4"	21	21	28,3	7,6	40	10	400	7,78
092308316	10	3/8"	25	25	32	10	73	10	200	8,03
092102316	15	1/2"	29	28	42	12,7	94	10	120	8,65
092304316	20	3/4"	35	33	50,5	17,7	167	10	60	12,79
092100316	25	1"	43	38	52	24,8	231	10	80	20,46
092114316	32	1"1/4	52	45	60	33	385	5	45	32,59
092112316	40	1"1/2	58,8	50	65	38	483	5	30	41,17
092200316	50	2"	71,7	58	74	48,7	791	5	15	54,15
092212316	65	2"1/2	86,2	69	101	62	1286	2	8	128,40
092300316	80	3"	100	77	114,5	74,5	1925	1	6	200,47
092400316	100	4"	126,5	97	146,5	100	3100	1	3	332,08

A 30 30

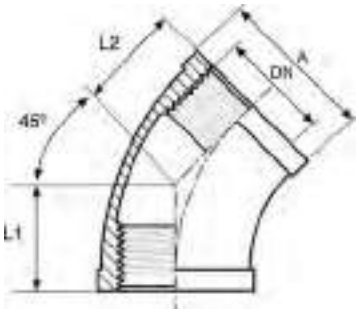

121

GOMITO 45° FF

- ELBOW 45° F/F
- WINKEL 45° I/I
- COUDE FF 45°
- CODO 45 HH

MATERIAL: AISI 316 - 1.4401 / 1.4408
THREAD: EN 10226-1 (ex ISO 7/1)
RATING: 150 PSI – PN10

CODE	DN	DN inch	A mm	L1 mm	L2 mm	g		€
121108316	6	1/8"	18	18	18	36	10	9,40
121104316	8	1/4"	21	17	17	50	10	9,40
121308316	10	3/8"	25	20	20	87	10	10,89
121102316	15	1/2"	29,5	22	22	105	10	11,21
121304316	20	3/4"	35,6	25	25	147	10	17,17
121100316	25	1"	43	28	28	246	10	23,40
121114316	32	1"1/4	52,4	33	33	347	5	34,56
121112316	40	1"1/2	58	36	36	416	5	46,49
121200316	50	2"	72	43	43	673	5	69,92
121212316	65	2"1/2	87	49	49	948	4	137,55
121300316	80	3"	100	55	55	1232	1	187,23
121400316	100	4"	125,5	64	64	3156	1	330,94

A 30 30

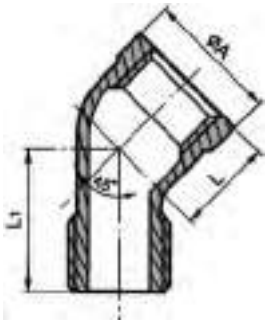

122

GOMITO 45° MF

- ELBOW 45° M/F
- WINKEL 45° I/A
- COUDE MF 45°
- CODO 45 MH

MATERIAL: AISI 316 - 1.4401 / 1.4408
THREAD: EN 10226-1 (ex ISO 7/1)
RATING: 150 PSI – PN10

CODE	DN	DN inch	A mm	L mm	L1 mm	g		€
122108316	6	1/8"	17	16	21	24	10	4,82
122104316	8	1/4"	21	17	23	42	10	6,89
122308316	10	3/8"	25	19	27	63	10	9,60
122102316	15	1/2"	29	21	31	87	10	12,83
122304316	20	3/4"	35	25	36	135	10	17,98
122100316	25	1"	43	29	42	230	10	32,04
122114316	32	1"1/4	52	34	49	360	5	45,87
122112316	40	1"1/2	58	37	51	422	5	53,84
122200316	50	2"	71	42	59	710	5	82,81
122212316	65	2"1/2	88	49	71	1210	4	160,62
122300316	80	3"	101	54	79	1670	2	218,49
122400316	100	4"	129	65	96	2860	1	360,63

A 30 30

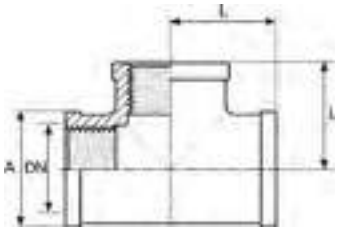

131

TEE NORMALE

- TEE
- T-STÜCK
- TEE
- TE IGUAL

MATERIAL: AISI 316 - 1.4401 / 1.4408
THREAD: EN 10226-1 (ex ISO 7/1)
RATING: 150 PSI – PN10

CODE	DN	DN inch	A mm	L mm	g			€
131108316	6	1/8"	17	19	56	10	300	8,94
131104316	8	1/4"	21,3	21	82	10	200	8,94
131308316	10	3/8"	23,5	23,6	105	10	150	10,26
131102316	15	1/2"	30	28	156	10	70	11,03
131304316	20	3/4"	35	33	229	10	40	14,40
131100316	25	1"	43	38	369	10	50	22,01
131114316	32	1"1/4	52	45	558	5	30	36,16
131112316	40	1"1/2	58,5	50	702	5	20	45,55
131200316	50	2"	71,5	58	1082	5	15	71,09
131212316	65	2"1/2	87	70	1517	2	8	161,16
131300316	80	3"	100	78,5	1856	2	4	231,21
131400316	100	4"	125	97	3170	1	2	352,62

A 30 30

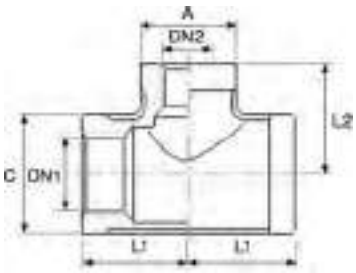

132

TEE RIDOTTO

- REDUCING TEE
- T-STÜCK MIT REDUZIERTEM ABGANG
- TEE RÉDUIT
- TE CON SALIDA REDUCIDA

MATERIAL: AISI 316 - 1.4401 / 1.4408
THREAD: EN 10226-1 (ex ISO 7/1)
RATING: 150 PSI – PN10

CODE	DN1 inch	DN2 inch	A mm	C mm	L1 mm	L2 mm	g		€
132104108	1/4"	1/8"	17	21	18	19	66	10	13,81
132308104	3/8"	1/4"	21	23	20	22	70	10	15,72
132102308	1/2"	3/8"	23,5	29	26	25	116	10	17,06
132304102	3/4"	1/2"	30	37	30	32	230	10	22,19
132100102	1"	1/2"	30,5	44	32	33,4	307	10	33,99
132100304	1"	3/4"	35,8	44	35	35	324	10	33,99
132114102	1"1/4	1/2"	28,8	51,4	34	38	330	5	58,20
132114304	1"1/4	3/4"	35,8	51,4	38	40	376	5	58,20
132114100	1"1/4	1"	43,3	51,4	40	42	426	5	58,20
132112102	1"1/2	1/2"	28,8	57,9	35	42	420	5	72,80
132112304	1"1/2	3/4"	35,8	57,9	38	43	467	5	72,80
132112100	1"1/2	1"	43,3	57,9	41	45	517	5	72,80
132112114	1"1/2	1"1/4	51,4	57,9	45	48	579	5	72,80
132200102	2"	1/2"	28,8	71	38	48	593	5	113,74
132200304	2"	3/4"	35,8	71	41	49	662	5	113,74
132200100	2"	1"	43,3	71	44	51	740	5	113,74
132200114	2"	1"1/4	51,4	71	48	54	785	5	113,74
132200112	2"	1"1/2	57,9	71	52	55	872	5	113,74

A 30 30

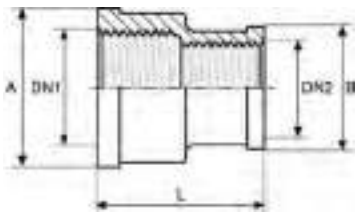

140

MANICOTTO RIDOTTO

- REDUCTION SOCKET
- REDUZIERMUFFE
- MANCHON RÉDUIT
- MANGUITO REDUCCIÓN

MATERIAL: AISI 316 - 1.4401 / 1.4408
THREAD: EN 10226-1 (ex ISO 7/1)
RATING: 150 PSI – PN10

CODE	DN1 inch	DN2 inch	A mm	B mm	L mm	g		€
140108104	1/4"	1/8"	21,5	19	26	31	10	6,49
140308104	3/8"	1/4"	26	21,5	29	53	10	7,36
140102308	1/2"	3/8"	29	22,4	34	70	10	8,60
140304102	3/4"	1/2"	37	28,1	37	116	10	11,33
140100102	1"	1/2"	43	29,4	42	154	10	17,98
140100304	1"	3/4"	43	32	42	148	10	17,98
140114102	1"1/4	1/2"	52	29	48	230	10	28,17
140114304	1"1/4	3/4"	52	35	48	234	5	28,17
140114100	1"1/4	1"	52,5	39	52	230	5	28,17
140112100	1"1/2	1"	59	43,5	53	292	5	34,32
140112114	1"1/2	1"1/4	59	50	53	298	5	34,32
140200100	2"	1"	72	43	56	456	5	47,30
140200114	2"	1"1/4	72	52	56	430	5	47,30
140200112	2"	1"1/2	72	56,7	57	452	5	47,30

A 30 30

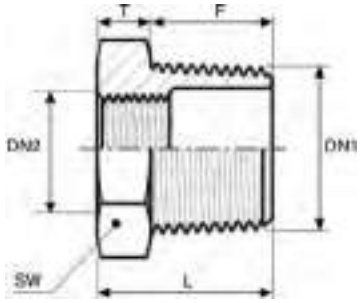

141

RIDUZIONE MF

- HEXAGONAL BUSHING M/F
- 6-KANT REDUZIERSTÜCK
- REDUCTION MF
- TUERCA REDUCCIÓN

MATERIAL: AISI 316 - 1.4401 / 1.4408
THREAD: EN 10226-1 (ex ISO 7/1)
RATING: 150 PSI – PN10

CODE	DN1 inch	DN2 inch	L mm	T mm	F mm	SW mm	g			€
141104108	1/4"	1/8"	15,2	4,4	10,8	16	10	10	1200	**4,56**
141308108	3/8"	1/8"	16,5	4,1	12,4	18	19	10	800	**5,51**
141308104	3/8"	1/4"	16,5	4,6	11,9	18	14	10	800	**5,51**
141102104	1/2"	1/4"	21	5,4	15,6	26	40	10	400	**5,74**
141102308	1/2"	3/8"	21	5,6	15,4	26	34	10	400	**5,74**
141304104	3/4"	1/4"	24	6,4	17,6	30	71	10	200	**8,46**
141304308	3/4"	3/8"	24	6,6	17,4	30	65	10	200	**8,46**
141304102	3/4"	1/2"	24	6,5	17,5	30	54	10	200	**8,46**
141100102	1"	1/2"	27	7,3	19,7	35	99	10	150	**10,61**
141100304	1"	3/4"	27	7,3	19,7	35	77	10	150	**10,61**
141114102	1"1/4	1/2"	30	8,1	21,9	45	197	5	80	**16,19**
141114304	1"1/4	3/4"	30	8,1	21,9	45	175	5	80	**16,19**
141114100	1"1/4	1"	30	8,1	21,9	45	141	5	80	**16,19**
141112102	1"1/2	1/2"	38	12,2	25,8	52	312	5	60	**22,33**
141112304	1"1/2	3/4"	38	12,2	25,8	52	303	5	60	**22,33**
141112100	1"1/2	1"	38	12,2	25,8	52	275	5	60	**22,33**
141112114	1"1/2	1"1/4	38	12,2	25,8	52	202	5	60	**22,33**
141200100	2"	1"	36	11,2	24,8	63	345	5	35	**30,87**
141200114	2"	1"1/4	36	11,2	24,8	63	360	5	35	**30,87**
141200112	2"	1"1/2	36	11,2	24,8	63	296	5	35	**30,87**
141212100	2"1/2	1"	45	14,1	30,9	81	855	5	15	**65,80**
141212114	2"1/2	1"1/4	45	14,1	30,9	81	796	5	15	**65,80**
141212112	2"1/2	1"1/2	45	14,1	30,9	81	753	5	15	**65,80**
141212200	2"1/2	2"	45	14,1	30,9	81	630	5	15	**65,80**
141300200	3"	2"	47	14	33	95	1041	2	12	**95,05**
141300212	3"	2"1/2	47	14	33	95	767	2	12	**95,05**
141400200	4"	2"	52	12	40	120	1993	2	8	**157,71**
141400212	4"	2"1/2	52	12	40	120	1631	2	8	**157,71**
141400300	4"	3"	52	12	40	120	1493	2	8	**157,71**

A 30 30

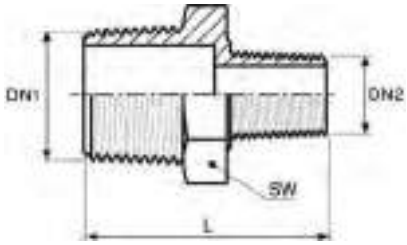

145

VITE DOPPIA RIDOTTA

- HEXAGONAL NIPPLE REDUCED
- 6-KANT DOPPELNIPPEL REDUZIERT
- MAMELON RÉDUIT
- MACHÓN REDUCIDO

MATERIAL: AISI 316 - 1.4401 / 1.4408
THREAD: EN 10226-1 (ex ISO 7/1)
RATING: 150 PSI – PN10

CODE	DN1 inch	DN2 inch	L mm	SW mm	g			€
145104108	1/4"	1/8"	34	18	29	10	600	**6,57**
145308108	3/8"	1/8"	35	21	43	10	400	**7,58**
145308104	3/8"	1/4"	35,5	21	42	10	400	**7,58**
145102104	1/2"	1/4"	34	26	53	10	200	**8,34**
145102308	1/2"	3/8"	41	26	63	10	200	**8,34**
145304104	3/4"	1/4"	37	30	70	10	100	**10,61**
145304308	3/4"	3/8"	37	30	75	10	100	**10,61**
145304102	3/4"	1/2"	45	30	105	10	100	**10,61**
145100102	1"	1/2"	44,2	35	115	10	150	**13,66**
145100304	1"	3/4"	50	37	146	10	150	**13,66**
145114102	1"1/4	1/2"	48	46	199	5	80	**23,80**
145114304	1"1/4	3/4"	52	46	219	5	80	**23,80**
145114100	1"1/4	1"	54	46	227	5	80	**23,80**
145112304	1"1/2	3/4"	53	50	250	5	60	**28,98**
145112100	1"1/2	1"	53	50	242	5	60	**28,98**
145112114	1"1/2	1"1/4	59	51,5	311	5	60	**28,98**
145200100	2"	1"	57	63	361	5	60	**39,14**
145200114	2"	1"1/4	58	63	379	5	60	**39,14**
145200112	2"	1"1/2	65,4	64	432	5	50	**39,14**
145212100	2"1/2	1"	63	80	700	5	20	**79,23**
145212114	2"1/2	1"1/4	66	80	730	5	20	**79,23**
145212112	2"1/2	1"1/2	66	80	739	5	20	**79,23**
145212200	2"1/2	2"	77	76,3	934	5	20	**79,23**
145300200	3"	2"	74	95	1069	2	12	**114,52**
145300212	3"	2"1/2	84	92,5	1381	2	12	**114,52**
145400200	4"	2"	82	125	1754	2	4	**178,87**
145400212	4"	2"1/2	82	125	1750	2	4	**178,87**
145400300	4"	3"	94	117,4	2200	2	4	**178,87**

A 30 30

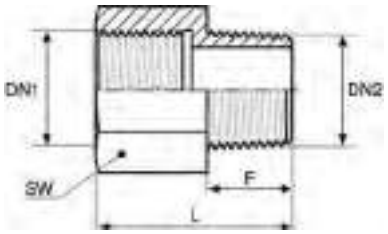

146

MANICOTTO MF (PROLUNGA)

- HEX. NEG. BUSHUNG F/M
- MUFFENNIPPEL
- MANCHON DE PROLONGEMENT
- MANGUITO HM

MATERIAL: AISI 316 - 1.4401 / 1.4408
THREAD: EN 10226-1 (ex ISO 7/1)
RATING: 150 PSI – PN10

CODE	DN1 inch	DN2 inch	L mm	F mm	SW mm	g		€
146104108	1/4"	1/8"	27	10,8	17	23	10	**10,66**
146104104	1/4"	1/4"	28,5	12	17	26	10	**10,66**
146308104	3/8"	1/4"	30,5	11,9	21	38	10	**12,72**
146308308	3/8"	3/8"	31	12,3	21	43	10	**13,22**
146102308	1/2"	3/8"	34,5	12,3	26	64	10	**22,54**
146102102	1/2"	1/2"	37,5	14,6	26	73	10	**22,54**
146304102	3/4"	1/2"	38,5	15,6	32	102	10	**22,73**
146304304	3/4"	3/4"	41	17,5	32	280	10	**23,13**
146100304	1"	3/4"	44	17,5	38	127	10	**30,73**
146100100	1"	1"	46	20,1	38	300	5	**31,34**
146114100	1"1/4	1"	47	20	50	240	5	**38,12**
146114114	1"1/4	1"1/4	49	22	50	389	5	**38,81**
146112114	1"1/2	1"1/4	50	22,3	54	263	5	**52,59**
146112112	1"1/2	1"1/2	51	23,5	54	400	5	**53,59**
146200112	2"	1"1/2	54	23,1	68	533	5	**59,66**
146200200	2"	2"	57	26,5	68	537	5	**60,80**

A 30 30

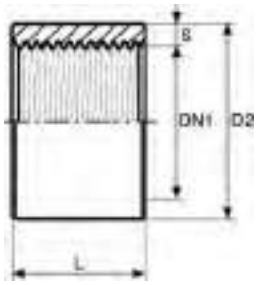

168/316L

MEZZO MANICOTTO

- HALF SOCKET
- MUFFE H.L.
- DEMI MANCHON
- MEDIO MANGUITO

Da tubo S.S.
From seamless pipe

MATERIAL: AISI 316L - 1.4404
DIMENSION: UNI/DIN EN 10241 (ex DIN 2986)
THREAD: EN 10226-1 (ex ISO 7/1)
RATING: 150 PSI – PN10

CODE	DN	DN1 inch	D2 mm	L mm	S mm	g		€
168108316	6	1/8"	15	8	2,35	7	10	3,70
168104316	8	1/4"	18,5	11	2,40	12	10	3,70
168308316	10	3/8"	21,3	12	2,05	14	10	3,91
168102316	15	1/2"	26,6	15	2,65	26	10	5,66
168304316	20	3/4"	31,8	17	2,45	36	10	6,58
168100316	25	1"	39,5	20	2,90	64	10	11,04
168114316	32	1"1/4	48,3	22	2,95	88	5	17,77
168112316	40	1"1/2	54,5	22	3,10	105	5	20,63
168200316	50	2"	66,2	26	2,95	164	5	30,24
168212316	65	2"1/2	82	30	2,95	245	1	60,65
168300316	80	3"	95	34	3,05	312	1	61,46
168400316	100	4"	121,4	40	3,55	630	1	97,10

A 30 30

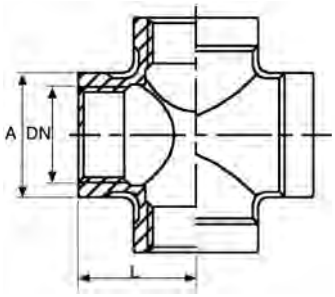

180

CROCE FEMMINA

- CROSS
- KREUZSTÜCK
- CROIX
- CRUZ

MATERIAL: AISI 316 - 1.4401 / 1.4408
THREAD: EN 10226-1 (ex ISO 7/1)
RATING: 150 PSI – PN10

CODE	DN	DN inch	A mm	L mm	g		€
180108316	6	1/8"	15,2	17	38	10	16,05
180104316	8	1/4"	19,7	18,5	72	10	16,05
180308316	10	3/8"	23,3	22,9	103	10	18,99
180102316	15	1/2"	28	26,8	144	10	21,06
180304316	20	3/4"	34,8	32	249	10	30,23
180100316	25	1"	43,6	37,5	435	10	39,99
180114316	32	1"1/4	53	45,9	701	5	66,15
180112316	40	1"1/2	58	47,6	754	5	77,92
180200316	50	2"	71	58	1258	2	125,34
180212316	65	2"1/2	87	69	1770	2	238,56
180300316	80	3"	99	77	2031	1	335,13
180400316	100	4"	125	97	3490	1	515,43

A 30 30

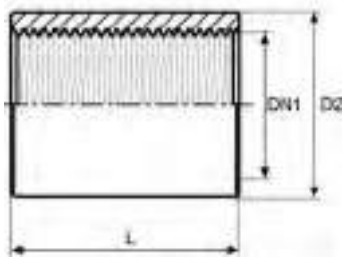

268/304L

MANICOTTO

Da tubo S.S.
From seamless pipe

- SOCKET
- MUFFE G.L.
- MANCHON
- MANGUITO

MATERIAL: AISI 304L - 1.4307
DIMENSION: UNI/DIN EN 10241 (ex DIN 2986)
THREAD: EN 10226-1 (ex ISO 7/1)
RATING: 150 PSI – PN10

CODE	DN	DN1 inch	D2 mm	L mm	S mm	g			€
268108304	6	1/8"	15	17	2,35	15	10	800	**5,31**
268104304	8	1/4"	18,5	25	2,40	30	10	500	**5,31**
268308304	10	3/8"	21,3	26	2,05	34	10	400	**6,07**
268102304	15	1/2"	26,6	34	2,65	68	10	240	**7,28**
268304304	20	3/4"	31,8	36	2,45	83	10	140	**9,47**
268100304	25	1"	39,5	43	2,90	137	10	150	**14,37**
268114304	32	1"1/4	48,3	48	2,95	226	5	100	**23,54**
268112304	40	1"1/2	54,5	48	3,10	266	5	70	**26,58**
268200304	50	2"	66,2	56	2,95	352	5	50	**36,10**
268212304	65	2"1/2	82	65	2,95	530	1	24	**82,50**
268300304	80	3"	95	71	3,05	650	1	18	**97,58**
268400304	100	4"	121,4	83	3,55	1305	1	10	**151,26**

A 30 30

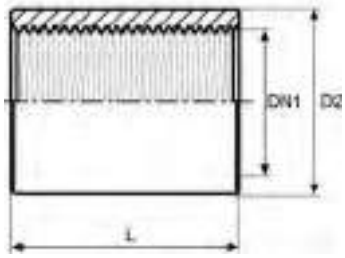

268/316L

MANICOTTO

Da tubo S.S.
From seamless pipe

- SOCKET
- MUFFE G.L.
- MANCHON
- MANGUITO

MATERIAL: AISI 316L - 1.4404
DIMENSION: UNI/DIN EN 10241 (ex DIN 2986)
THREAD: EN 10226-1 (ex ISO 7/1)
RATING: 150 PSI – PN10

CODE	DN	DN1 inch	D2 mm	L mm	S mm	g			€
268108316	6	1/8"	15	17	2,35	15	10	800	**6,18**
268104316	8	1/4"	18,5	25	2,40	30	10	500	**6,18**
268308316	10	3/8"	21,3	26	2,05	34	10	400	**7,13**
268102316	15	1/2"	26,6	34	2,65	68	10	240	**8,76**
268304316	20	3/4"	31,8	36	2,45	83	10	140	**11,33**
268100316	25	1"	39,5	43	2,90	137	10	150	**17,03**
268114316	32	1"1/4	48,3	48	2,95	226	5	100	**27,53**
268112316	40	1"1/2	54,5	48	3,10	266	5	70	**31,44**
268200316	50	2"	66,2	56	2,95	352	5	50	**43,19**
268212316	65	2"1/2	82	65	2,95	530	1	24	**96,03**
268300316	80	3"	95	71	3,05	650	1	18	**116,58**
268400316	100	4"	121,4	83	3,55	1305	1	10	**181,05**

A 30 30

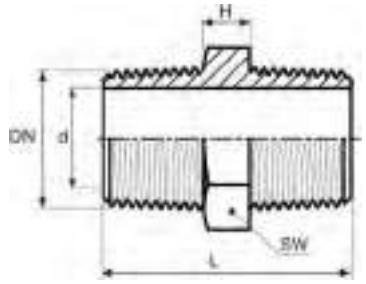

280

VITE DOPPIA

- HEXAGON NIPPLE
- 6-KANT DOPPELNIPPEL
- MAMELON DOUBLE
- MACHÓN DOBLE

MATERIAL: AISI 316 - 1.4401 / 1.4408
THREAD: EN 10226-1 (ex ISO 7/1)
RATING: 150 PSI – PN10

CODE	DN	DN inch	L mm	H mm	d mm	SW mm	g			€
280108316	6	1/8"	23,6	6	4,3	12	12	10	700	**4,97**
280104316	8	1/4"	27,8	6	7	16	22	10	600	**4,97**
280308316	10	3/8"	29	6	9,4	19	39	10	400	**5,74**
280102316	15	1/2"	35	6	13,7	22	50	10	200	**6,02**
280304316	20	3/4"	40	8	19	30	84	10	100	**7,78**
280100316	25	1"	46	7,5	25,5	36	120	10	130	**10,61**
280114316	32	1"1/4	52,5	10	32	46	230	5	80	**18,47**
280112316	40	1"1/2	54	11	38,5	50	261	5	60	**24,54**
280200316	50	2"	62	13,2	50,2	64,5	399	5	40	**29,95**
280212316	65	2"1/2	70	13	63,8	79,5	698	2	18	**77,58**
280300316	80	3"	78,4	15	77	90	898	2	12	**101,75**
280400316	100	4"	94	17,6	102	120	1192	1	4	**161,22**

A 30 30

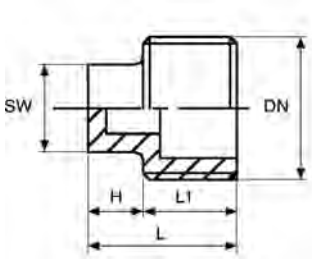

291

TAPPO MASCHIO TESTA QUADRA

- SQUARE PLUG
- 4-KANT STOPFEN
- BOUCHON M. CARRÉ
- TAPÓN MACHO CUADRADA

MATERIAL: AISI 316 - 1.4401 / 1.4408
THREAD: EN 10226-1 (ex ISO 7/1)
RATING: 150 PSI – PN10

CODE	DN	DN inch	L mm	L1 mm	H mm	SW mm	g		€
291108316	6	1/8"	16,5	12,5	6,5	6 x 6	9	10	**3,81**
291104316	8	1/4"	20	12	8	9 x 9	17	10	**3,81**
291308316	10	3/8"	23	13	10	11 x 11	30	10	**5,43**
291102316	15	1/2"	25	15,5	9,5	13 x 13	37	10	**6,11**
291304316	20	3/4"	27	17	10	16 x 16	45	10	**7,36**
291100316	25	1"	32	20	12	20 x 20	95	10	**10,54**
291114316	32	1"1/4	35	22	13	24 x 24	137	5	**18,10**
291112316	40	1"1/2	36	22	14	25 x 25	151	5	**23,17**
291200316	50	2"	38	24	14	32 x 32	242	5	**31,97**
291212316	65	2"1/2	48	30	18	42 x 42	617	1	**70,78**
291300316	80	3"	52	34	18	46 x 46	913	1	**108,87**
291400316	100	4"	62	39,5	22,5	58 x 58	1588	1	**208,41**

A 30 30

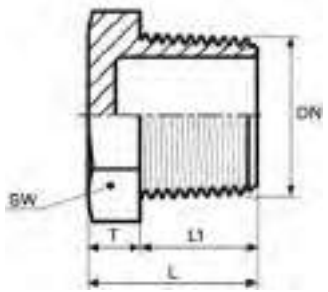

292

TAPPO MASCHIO TESTA ESAGONALE

- HEXAGONAL PLUG
- 6-KANT STOPFEN
- BOUCHON M. HEXAGONAL
- TAPÓN MACHO HEXAGONAL

MATERIAL: AISI 316 - 1.4401 / 1.4408
THREAD: EN 10226-1 (ex ISO 7/1)
RATING: 150 PSI – PN10

CODE	DN	DN inch	L mm	L1 mm	T mm	SW mm	g			€
292108316	6	1/8"	17	12	5	12	12	10	1000	**4,34**
292104316	8	1/4"	17,5	12,5	5,5	16	20	10	800	**3,81**
292308316	10	3/8"	18	12	6	20	36	10	600	**4,43**
292102316	15	1/2"	25	16,5	8,5	24	51	10	300	**5,01**
292304316	20	3/4"	26	17,5	8,5	30	76	10	200	**8,43**
292100316	25	1"	29	20,5	8,5	38	119	10	120	**10,61**
292114316	32	1"1/4	35	26,5	8,5	46	213	5	75	**19,86**
292112316	40	1"1/2	38	26,5	11,5	52	297	5	60	**28,47**
292200316	50	2"	39	27,5	11,5	65	440	5	30	**39,54**
292212316	65	2"1/2	44	30,5	13,5	81	806	3	15	**73,66**
292300316	80	3"	54	40,5	13,5	94	1164	2	12	**106,58**
292400316	100	4"	55	40,5	14,5	119	1961	2	10	**181,19**

A 30 30

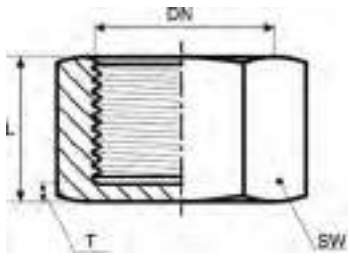

300

CALOTTA ESAGONALE

- HEXAGONAL CAP
- 6-KANT KAPPE
- BOUCHON FEMELLE HEXAGONALE
- TAPÓN HEMBRA HEXAGONAL

MATERIAL: AISI 316 - 1.4401 / 1.4408
THREAD: EN 10226-1 (ex ISO 7/1)
RATING: 150 PSI – PN10

CODE	DN	DN inch	L mm	T mm	SW mm	g		€
300108316	6	1/8"	14	3	15	12	10	**4,27**
300104316	8	1/4"	18	3	18	21	10	**4,27**
300308316	10	3/8"	19	3	21	32	10	**5,22**
300102316	15	1/2"	21	3	27	58	10	**6,53**
300304316	20	3/4"	24	4	30	67	10	**7,88**
300100316	25	1"	25	4	38	116	10	**11,75**
300114316	32	1"1/4	28	4,5	50	231	5	**22,17**
300112316	40	1"1/2	28	4,5	55	254	5	**25,07**
300200316	50	2"	34	4	70	506	5	**39,77**
300212316	65	2"1/2	40	6,5	92	1207	2	**92,19**
300300316	80	3"	45	6	109	1925	2	**143,47**
300400316	100	4"	50	6	132	2693	1	**212,50**

A 30 30

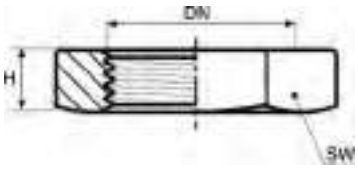

310

CONTRODADO

- BACK NUT
- 6-KANT GEGENMUTTER
- CONTRE ECROU
- CONTRATUERCA

MATERIAL: AISI 316 - 1.4401 / 1.4408
THREAD: ISO 228/1 (ex DIN 259)
RATING: 150 PSI – PN10

CODE	DN	DN inch	H mm	SW mm	g		€
310108316	6	1/8"	6,2	14	18	10	**3,91**
310104316	8	1/4"	7	23	19	10	**3,91**
310308316	10	3/8"	8	26	22	10	**4,26**
310102316	15	1/2"	10	31	39	10	**5,36**
310304316	20	3/4"	11	37	56	10	**6,22**
310100316	25	1"	10	46	79	10	**8,60**
310114316	32	1"1/4	11	55	110	5	**12,69**
310112316	40	1"1/2	12	63	154	5	**16,76**
310200316	50	2"	13	76	227	5	**24,38**
310212316	65	2"1/2	16	95	450	1	**51,22**
310300316	80	3"	19	105	575	1	**63,14**
310400316	100	4"	20	131	775	1	**93,08**

A 30 30

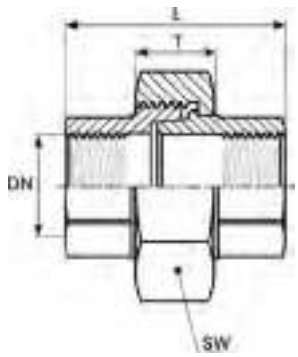

330

GIUNTO A 3 PEZZI FF

- UNION CONICAL F/F
- VERSCHRAUBUNG I/I
- MANCHON UNION FF CONIQUE
- ENLACE 3 PIEZAS CÓNICA

MATERIAL: AISI 316 - 1.4401 / 1.4408
THREAD: EN 10226-1 (ex ISO 7/1)
RATING: 150 PSI – PN10

CODE	DN	DN inch	L mm	T mm	SW mm	g			€
330108316	6	1/8"	29	13,5	25	54	10	300	**18,56**
330104316	8	1/4"	37,5	13,5	30	101	10	150	**18,56**
330308316	10	3/8"	40,5	15	35	128	10	100	**20,63**
330102316	15	1/2"	44	17	42	198	10	70	**20,63**
330304316	20	3/4"	50	19	47	253	10	50	**26,11**
330100316	25	1"	48	20,5	53	285	10	60	**35,57**
330114316	32	1"1/4	59	23	71	700	5	35	**65,33**
330112316	40	1"1/2	65	25,5	77	815	5	35	**80,09**
330200316	50	2"	69	27,5	92	1205	5	15	**107,02**
330212316	65	2"1/2	80	28,5	112	1879	2	10	**203,51**
330300316	80	3"	88	30	126	2591	1	8	**292,48**
330400316	100	4"	108	38	157	4340	1	4	**477,02**

A 30 30

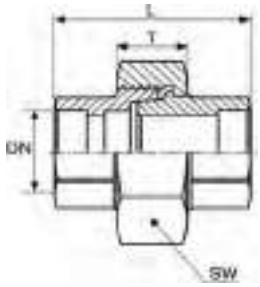

340

GIUNTO A 3 PEZZI A SALDARE A TASCA

- UNION CONICAL SOCKET WELDED
- VERSCHRAUBUNG ZUM EINSTECKSCHWEISSEN
- MANCHON UNION A SOUDER
- ENLACE 3 PIEZAS SOLDAR CÓNICA

MATERIAL: AISI 316 - 1.4401 / 1.4408
RATING: 150 PSI – PN10

CODE	DN	DN inch/mm	L mm	T mm	SW mm	g		€
340108316	6	1/8" - 11	29	13,5	25	50	10	**36,72**
340104316	8	1/4" - 14,4	37,5	13,5	30	98	10	**36,72**
340308316	10	3/8" - 17,8	38	15,5	35	121	10	**40,81**
340102316	15	1/2" - 22	42	17	42	199	10	**47,06**
340304316	20	3/4" - 27,4	50,4	19	47	265	10	**59,61**
340100316	25	1" - 34,1	48	20,5	53	301	10	**78,44**
340114316	32	1"1/4 - 42,9	59	23	71	721	5	**133,68**
340112316	40	1"1/2 - 48,9	65	26	78	799	5	**163,79**
340200316	50	2" - 61,4	69	28,5	92	1200	1	**219,03**
340212316	65	2"1/2 - 74,1	80	28,5	112	1868	1	**412,77**
340300316	80	3" - 90,1	88	30	127	2561	1	**592,87**

A 30 30

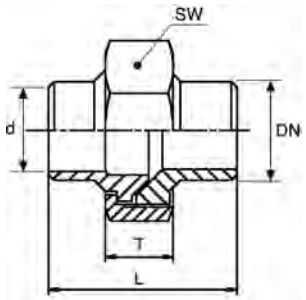

340/BW

GIUNTO A 3 PEZZI A SALDARE DI TESTA

- UNION CONICAL BUTT WELDING
- VERSCHRAUBUNG ZUM ANSCHWEISSEN
- RACCORD UNION A SOUDER B.W.
- ENLACE 3 PIEZAS PARA SOLDAR CÓNICA

MATERIAL: AISI 316 - 1.4401 / 1.4408
RATING: 150 PSI – PN10

CODE	DN	DN inch	d mm	L mm	T mm	SW mm	g		€
3403080BW	10	3/8"	12,7	38	15,5	35	104	10	**39,65**
3401020BW	15	1/2"	16,7	42	17	42	173	10	**49,86**
3403040BW	20	3/4"	21,5	50,4	19	47	233	10	**64,00**
3401000BW	25	1"	26,5	48	20,5	53	329	10	**82,90**
3401140BW	32	1"1/4	35,8	59	23	71	635	5	**138,99**
3401120BW	40	1"1/2	42	64	26	78	668	5	**173,15**
3402000BW	50	2"	53,3	69	28,5	92	1039	1	**217,80**

A 30 30

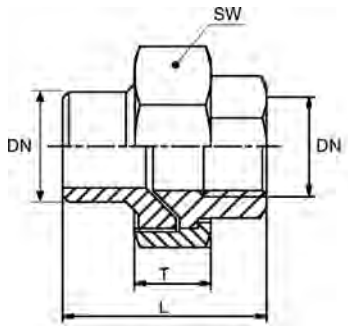

340/FBW

GIUNTO A 3 PEZZI F A SALDARE DI TESTA

- UNION CONICAL FEMALE BUTT WELDING
- VERSCHRAUBUNG ZUM ANSCHWEISSEN MIT INNENGEWINDE
- RACCORD UNION FEMELLE A SOUDER B.W.
- ENLACE 3 PIEZAS H PARA SOLDAR CÓNICA

MATERIAL: AISI 316 - 1.4401 / 1.4408
THREAD: EN 10226-1 (ex ISO 7/1)
RATING: 150 PSI – PN10

CODE	DN	DN inch	L mm	T mm	SW mm	g		€
340308FBW	10	3/8"	38	15,5	35	109	10	**40,81**
340102FBW	15	1/2"	42	17	42	188	10	**48,07**
340304FBW	20	3/4"	50,4	19	47	270	10	**63,38**
340100FBW	25	1"	48	20,5	53	320	10	**82,90**
340114FBW	32	1"1/4	59	23	71	666	5	**144,12**
340112FBW	40	1"1/2	64	26	78	726	5	**173,52**
340200FBW	50	2"	69	28,5	92	1126	1	**235,40**

A 30 30

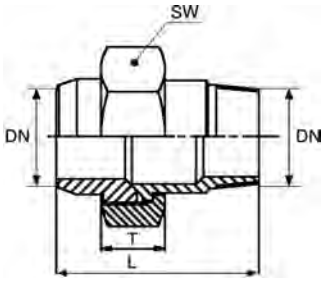

340/MBW

GIUNTO A 3 PEZZI M A SALDARE DI TESTA

- UNION CONICAL MALE BUTT WELDING
- VERSCHRAUBUNG ZUM ANSCHWEISSEN MIT AUSSENGEWINDE
- RACCORD UNION MALE A SOUDER B.W.
- ENLACE 3 PIEZAS M PARA SOLDAR CÓNICA

MATERIAL: AISI 316 - 1.4401 / 1.4408
THREAD: EN 10226-1 (ex ISO 7/1)
RATING: 150 PSI – PN10

CODE	DN	DN inch	L mm	T mm	SW mm	g		€
340308MBW	10	3/8"	50	15,5	35	129	10	**47,06**
340102MBW	15	1/2"	58,4	17	42	209	10	**55,82**
340304MBW	20	3/4"	66	19	47	308	10	**74,58**
340100MBW	25	1"	64,4	20,5	53	399	10	**99,27**
340114MBW	32	1"1/4	83	23	71	827	5	**167,00**
340112MBW	40	1"1/2	86,3	26	78	925	5	**208,34**
340200MBW	50	2"	94	28,5	92	1432	1	**262,21**

A 30 30

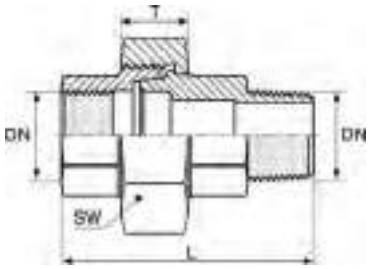

341

GIUNTO A 3 PEZZI MF

- UNION CONICAL M/F
- VERSCHRAUBUNG I/A
- MANCHON UNION MF
- ENLACE 3 PIEZAS MH CÓNICA

MATERIAL: AISI 316 - 1.4401 / 1.4408
THREAD: EN 10226-1 (ex ISO 7/1)
RATING: 150 PSI – PN10

CODE	DN	DN inch	L mm	T mm	SW mm	g		€
341108316	6	1/8"	40	13,5	25	59	10	**20,76**
341104316	8	1/4"	50	13,5	30	108	10	**20,76**
341308316	10	3/8"	50	15,5	35	133	10	**23,17**
341102316	15	1/2"	58	17	42	230	10	**24,91**
341304316	20	3/4"	67	19	47	332	10	**34,83**
341100316	25	1"	68,3	20,5	53	403	10	**40,92**
341114316	32	1"1/4	83	23	71	865	5	**79,78**
341112316	40	1"1/2	86,3	26	78	978	5	**92,86**
341200316	50	2"	94	28,5	92	1509	5	**123,49**
341212316	65	2"1/2	113,3	28,5	112	2457	2	**235,40**
341300316	80	3"	127	30	126	3450	1	**347,35**
341400316	100	4"	154,5	38	157	5720	1	**579,23**

A 30 30

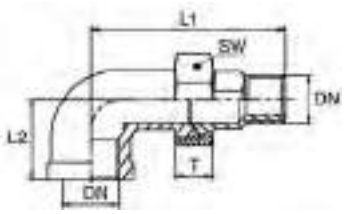

342

BOCCHETTONE CURVO MF

- UNION CONICAL ELBOW M/F
- WINKEL KUPPLUNG I/A
- COUDE UNION MF
- ENLACE 3 PIEZAS CURVA MH

MATERIAL: AISI 316 - 1.4401 / 1.4408
THREAD: EN 10226-1 (ex ISO 7/1)
RATING: 150 PSI – PN10

CODE	DN	DN inch	L1 mm	L2 mm	T mm	SW mm	g		€
342104316	8	1/4"	58,6	21	13,5	30	147	10	**35,69**
342308316	10	3/8"	61	25	15,5	35	187	10	**38,63**
342102316	15	1/2"	71	28	17	42	269	10	**43,70**
342304316	20	3/4"	78,7	33	19	47	409	10	**55,95**
342100316	25	1"	88,4	38	20,5	53	602	10	**72,08**
342114316	32	1"1/4	102,9	45	23	71	1142	5	**123,07**
342112316	40	1"1/2	110,3	50	26	77	1315	3	**182,74**
342200316	50	2"	119,4	58	28,5	92	1992	2	**210,92**

A 30 30

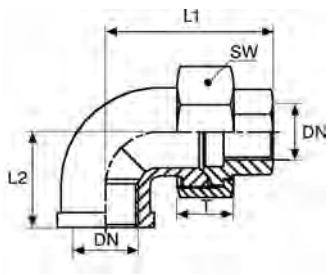

343

BOCCHETTONE CURVO FF

- UNION CONICAL ELBOW F/F
- WINKEL KUPPLUNG I/I
- COUDE UNION FF
- ENLACE 3 PIEZAS CURVA HH

MATERIAL: AISI 316 - 1.4401 / 1.4408
THREAD: EN 10226-1 (ex ISO 7/1)
RATING: 150 PSI – PN10

CODE	DN	DN inch	L1 mm	L2 mm	T mm	SW mm	g		€
343104316	8	1/4"	46,2	21	13,5	30	139	10	**35,46**
343308316	10	3/8"	49	25	15,5	35	164	10	**37,43**
343102316	15	1/2"	56	28	17	42	266	10	**42,69**
343304316	20	3/4"	62,7	33	19	47	364	10	**52,87**
343100316	25	1"	68	38	20,5	53	598	10	**68,38**
343114316	32	1"1/4	79,5	45	23	71	1009	5	**112,11**
343112316	40	1"1/2	88	50	26	78	1181	5	**133,58**
343200316	50	2"	93,8	58	28,5	92	1847	2	**188,28**

A 30 30

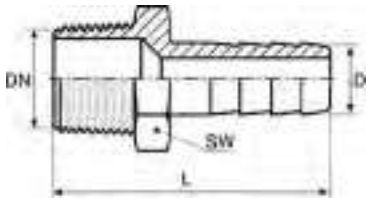

344

PORTAGOMMA M

- HOSE NIPPLE
- SCHLAUCHNIPPEL
- TETON M
- ENTRONQUE MANGUERA

MATERIAL: AISI 316 - 1.4401 / 1.4408
THREAD: EN 10226-1 (ex ISO 7/1)
RATING: 150 PSI – PN10

CODE	DN	DN inch	D mm	L mm	SW mm	g		€
344108316	6	1/8"	7	45	12,5	15	10	**9,61**
344104316	8	1/4"	9	47	16,5	31	10	**8,88**
344308316	10	3/8"	11	55	20	41	10	**10,66**
344102316	15	1/2"	13	64	23,5	71	10	**13,37**
344304316	20	3/4"	16	68	31	118	10	**19,41**
344100316	25	1"	25	71	38,5	235	5	**24,00**
344114316	32	1"1/4	33	80	46	267	5	**33,75**
344112316	40	1"1/2	39	95	52	428	5	**42,69**
344200316	50	2"	51	105	62	666	5	**67,73**

A 30 30

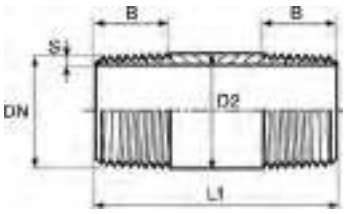

530/304L

VITE DI ALLUNGAMENTO (BARILOTTO) DA TUBO SALDATO

- BARREL NIPPLE
- ROHRDOPPELNIPPEL
- MAMELON
- ENTRONQUE DOBLE TUBO SOLDADO

MATERIAL: AISI 304L - 1.4307
DIMENSION: UNI/DIN EN 10241 (ex DIN 2986)
THREAD: EN 10226-1 (ex ISO 7/1)
RATING: 150 PSI – PN10

CODE	DN	DN inch	D2 mm	S mm	L1 mm	B mm	g			€
530108304	6	1/8"	10,3	2	35	10	13	10	500	**8,88**
530104304	8	1/4"	13,7	2,3	40	10	20	10	400	**9,33**
530308304	10	3/8"	17,2	2,3	40	10	27	10	200	**10,90**
530102304	15	1/2"	21,3	2,6	60	13	61	10	200	**12,29**
530304304	20	3/4"	26,9	2,6	60	15	71	10	150	**13,20**
530100304	25	1"	33,7	3,2	60	17	110	10	100	**18,21**
530114304	32	1"1/4	42,4	3,2	80	19	190	8	80	**25,85**
530112304	40	1"1/2	48,3	3,2	80	19	220	8	48	**27,47**
530200304	50	2"	60,3	3,6	100	23	400	6	36	**39,99**
530212304	65	2"1/2	76,1	3,6	100	27	490	1	18	**63,50**
530300304	80	3"	88,9	4	120	30	770	1	12	**88,59**
530400304	100	4"	114,3	4,5	120	36	900	1	12	**162,57**

A 30 30

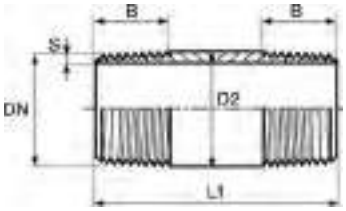

530/316L

VITE DI ALLUNGAMENTO (BARILOTTO) DA TUBO SALDATO

- BARREL NIPPLE
- ROHRDOPPELNIPPEL
- MAMELON
- ENTRONQUE DOBLE TUBO SOLDADO

MATERIAL: AISI 316L - 1.4404
DIMENSION: UNI/DIN EN 10241 (ex DIN 2986)
THREAD: EN 10226-1 (ex ISO 7/1)
RATING: 150 PSI – PN10

CODE	DN	DN inch	D2 mm	S mm	L1 mm	B mm	g			€
530108316	6	1/8"	10,3	2	35	10	13	10	500	**10,49**
530104316	8	1/4"	13,7	2,3	40	10	20	10	400	**11,04**
530308316	10	3/8"	17,2	2,3	40	10	27	10	200	**12,83**
530102316	15	1/2"	21,3	2,6	60	13	61	10	200	**14,52**
530304316	20	3/4"	26,9	2,6	60	15	71	10	150	**14,96**
530100316	25	1"	33,7	3,2	60	17	110	10	100	**22,66**
530114316	32	1"1/4	42,4	3,2	80	19	190	8	80	**33,74**
530112316	40	1"1/2	48,3	3,2	80	19	220	8	48	**36,54**
530200316	50	2"	60,3	3,6	100	23	400	6	36	**55,82**
530212316	65	2"1/2	76,1	3,6	100	27	490	1	18	**86,11**
530300316	80	3"	88,9	4	120	30	770	1	12	**123,77**
530400316	100	4"	114,3	4,5	120	36	900	1	12	**213,87**

A 30 30

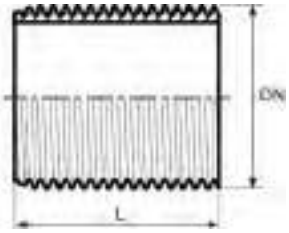

531

NIPPLO SEMPLICE

- PARALLEL NIPPLE
- GEWINDENIPPEL
- MAMELON SIMPLE
- MANGUITO INTERIOR

MATERIAL: AISI 316 - 1.4401 / 1.4408
THREAD: ISO 228/1 (ex DIN 259)
RATING: 150 PSI – PN10

CODE	DN	DN inch	L mm	g		€
531104316	8	1/4"	18	7	10	**17,45**
531308316	10	3/8"	22	12	10	**17,58**
531102316	15	1/2"	25	17	10	**18,88**
531304316	20	3/4"	30	24	10	**24,98**
531100316	25	1"	35	49	10	**27,78**
531114316	32	1"1/4	38	70	10	**34,69**
531112316	40	1"1/2	38	95	10	**44,79**
531200316	50	2"	45	127	5	**61,54**

A 30 30

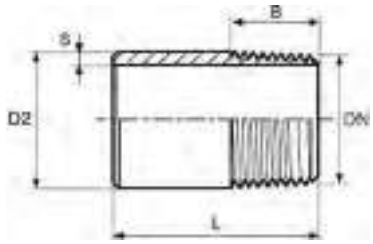

600/304L

TRONCHETTO DA TUBO SALDATO

- WELDING NIPPLE
- ANSCHWEISSENDE
- DEMI MAMELON
- ENTRONQUE TUBO SOLDADO

MATERIAL: AISI 304L - 1.4307
DIMENSION: UNI/DIN EN 10241 (ex DIN 2986)
THREAD: EN 10226-1 (ex ISO 7/1)
RATING: 150 PSI – PN10

CODE	DN	DN inch	D2 mm	S mm	L mm	B mm	g			€
600108304	6	1/8"	10,3	2	30	10	11	10	500	**3,76**
600104304	8	1/4"	13,7	2,3	30	10	15	10	500	**3,76**
600308304	10	3/8"	17,2	2,3	30	10	23	10	400	**3,76**
600102304	15	1/2"	21,3	2,6	35	13	33	10	400	**4,97**
600304304	20	3/4"	26,9	2,6	40	15	52	10	200	**6,37**
600100304	25	1"	33,7	3,2	40	17	77	10	200	**6,79**
600114304	32	1"1/4	42,4	3,2	50	19	120	10	100	**9,75**
600112304	40	1"1/2	48,3	3,2	50	19	150	5	100	**10,50**
600200304	50	2"	60,3	3,6	50	23	200	5	50	**14,52**
600212304	65	2"1/2	76,1	3,6	60	27	310	1	36	**46,65**
600300304	80	3"	88,9	4	70	30	470	1	6	**76,49**
600400304	100	4"	114,3	4,5	80	36	760	1	6	**136,70**

A 30 30

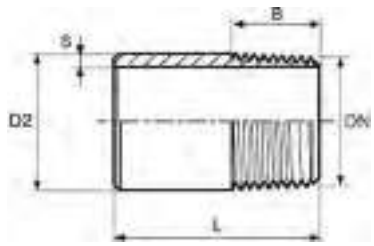

600/316L

TRONCHETTO DA TUBO SALDATO

- WELDING NIPPLE
- ANSCHWEISSENDE
- DEMI MAMELON
- ENTRONQUE TUBO SOLDADO

MATERIAL: AISI 316L - 1.4404
DIMENSION: UNI/DIN EN 10241 (ex DIN 2986)
THREAD: EN 10226-1 (ex ISO 7/1)
RATING: 150 PSI – PN10

CODE	DN	DN inch	D2 mm	S mm	L mm	B mm	g			€
600108316	6	1/8"	10,3	2	30	10	11	10	500	**5,04**
600104316	8	1/4"	13,7	2,3	30	10	15	10	500	**5,04**
600308316	10	3/8"	17,2	2,3	30	10	23	10	400	**5,04**
600102316	15	1/2"	21,3	2,6	35	13	33	10	400	**5,44**
600304316	20	3/4"	26,9	2,6	40	15	52	10	200	**6,92**
600100316	25	1"	33,7	3,2	40	17	77	10	200	**7,91**
600114316	32	1"1/4	42,4	3,2	50	19	120	10	100	**18,69**
600112316	40	1"1/2	48,3	3,2	50	19	150	5	100	**20,86**
600200316	50	2"	60,3	3,6	50	23	200	5	50	**27,04**
600212316	65	2"1/2	76,1	3,6	60	27	310	1	36	**53,79**
600300316	80	3"	88,9	4	70	30	470	1	6	**87,93**
600400316	100	4"	114,3	4,5	80	36	760	1	6	**157,27**

FOCUS ON

INFORMAZIONI TECNICHE
Technical info

I raccordi filettati INOX sono usati per tipici impianti di trasporto acqua, aria, gas, olio e vapore.
La "Classe" di prodotto dei raccordi inox è 150 psi.
Il range di temperatura di utilizzo è -20 / +200 ºC, mentre la pressione di esercizio è dipendente dalla temperatura secondo tabella seguente (dati ricavati dagli standards ISO 4144 e ANSI/MSS SP-114)

Threaded fittings are used for typical plants to transport water, air, gas, oil and steam.
The "class" product of stainless steel fittings is 150 psi.
The range of operating temperature is -20 / + 200 º C while the pressure depend from temperature in according to the following table (data obtained from the standards ISO 4144 and ANSI / MSS SP-114).

T (Cº)		P (bar)
Min	MAX	
-20	40	20
40	100	16,5
100	120	15
120	150	12
150	200	10

ACCOPPIAMENTO A TENUTA SUL FILETTO
Norma EN 10226-1 (ex ISO 7/1)
Filettatura gas:
maschio conico [designazione R]
femmina cilindrica [designazione Rp]

COUPLING WITH SEAL ON THE THREAD
EN 10226-1 (ex ISO 7/1) standard
Gas thread:
conical male [designation R]
cylindrical female [designation Rp]

ACCOPPIAMENTO CON GUARNIZIONE PIATTA (NON A TENUTA SUL FILETTO)
Norma ISO 228
Filettatura gas:
maschio cilindrico [designazione G (A o B)
A o B = classi di tolleranza]
femmina cilindrica [designazione G]

COUPLING WITH FLAT GASKET (NOT HOLDING THE THREAD)
ISO 228 standard
Gas thread:
cylindrical male [designation G (A or B)
A or B = tolerance classes]
cylindrical female [designation G]

A 40 40

981

VALVOLA A SFERA 1 PZ PASSAGGIO RIDOTTO 1-PC BALL

- 1-PC BALL VALVE WITH REDUCED PORT
- KUGELHAHN 1-TEILIG MIT REDUZIERTEM DURCHGANG
- BOISSEAU SPHERIQUE MONOBLOC PASSAGE RÉDUIT
- VÁLVULA DE BOLA UNA PIEZA PASO REDUCIDO

MATERIAL: AISI 316 - 1.4401 / 1.4408
THREAD: EN 10226-1 (ex ISO 7/1)
NOTE: NOT "silicone free"

CODE	DN	DN inch	D1 mm	L mm	H mm	W mm	S mm	g		€
981104000	8	1/4"	5	40	26	66,5	17	70	1	**31,92**
981308000	10	3/8"	7	44	27	76,5	20,5	130	1	**34,49**
981102000	15	1/2"	9,2	57	35	94	25	170	1	**48,57**
981304000	20	3/4"	12,5	59,5	38	94	32	250	1	**53,45**
981100000	25	1"	16	71	44	112	38	420	1	**79,30**
981114000	32	1"1/4	20	78	48	112	48	680	1	**121,15**
981112000	40	1"1/2	24,5	82,5	55	137	53	850	1	**198,51**
981200000	50	2"	32	99	61	137	64	1390	1	**226,45**

CORPO VALVOLA / VALVE BODY

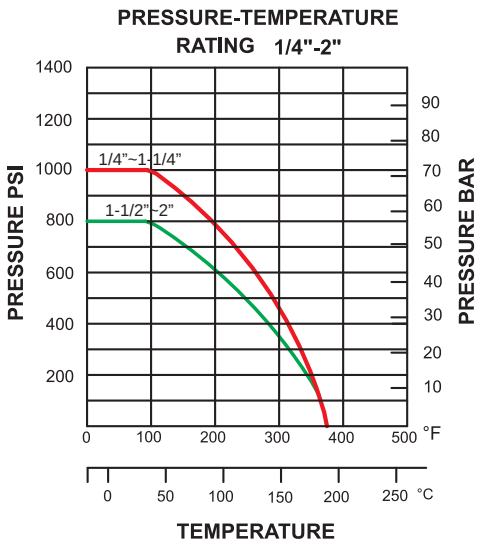

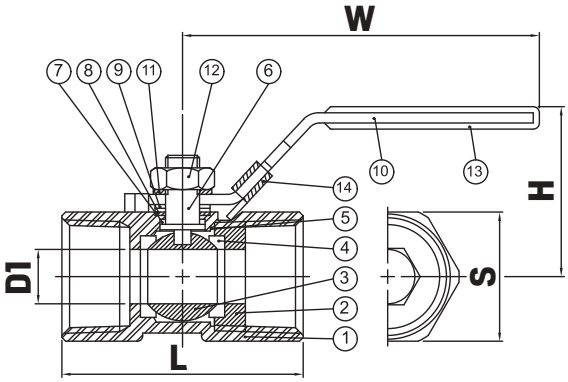

POS.	PARTICOLARE – DETAIL	MATERIALE – MATERIAL	POS.	PARTICOLARE – DETAIL	MATERIALE – MATERIAL
1	Corpo – Body	AISI 316 – 1.4408	8	Tenuta stelo - Stem packing	PTFE
2	Inserto – Insert	AISI 316 – 1.4401	9	Guarnizione stelo - Stem washer	AISI 304 – 1.4301
3	Sfera – Ball	AISI 316 – 1.4408	10	Leva – Handle	AISI 304 – 1.4301
4	Anello di sede – Ball seat	PTFE	11	Rondella "grower" – Spring washer	AISI 304 – 1.4301
5	Guarnizione - Joint gasket	PTFE	12	Dado leva – Stem Nut	AISI 304 – 1.4301
6	Stelo - Stem	AISI 316 – 1.4401	13	Copertura leva – Plastic cover	PVC
7	Rondella di spinta - Thrust washer	PTFE	14	Lucchetto – Lock device	AISI 304 – 1.4301

A 40 40

982

VALVOLA A SFERA 2 PZ PASSAGGIO TOTALE

- 2-PC BALL VALVE WITH FULL PORT
- KUGELHAHN 2-TEILIG MIT VOLLEM DURCHGANG
- BOISSEAU SPHERIQUE 2 PIECÈS PASSAGE TOTAL
- VÁLVULA DE BOLA DOS PIEZAS PASO TOTAL

MATERIAL: AISI 316 - 1.4401 / 1.4408
THREAD: EN 10226-1 (ex ISO 7/1)
NOTE: NOT "silicone free"

CODE	DN	DN inch	D1 mm	L mm	H mm	W mm	S mm	S1 mm	X mm	BL	g			€
982104000	8	1/4"	11,6	50	48	98	16,5	10,2	5	M8	200	1	80	**41,75**
982308000	10	3/8"	12,5	50	48	98	16,5	10,2	5	M8	210	1	80	**41,75**
982102000	15	1/2"	15	60	53	98	15,5	11	5	M8	290	1	60	**40,09**
982304000	20	3/4"	20	65	61	120	20	13,5	6	M8	440	1	40	**56,14**
982100000	25	1"	25	80	65	154	23,5	16	7	M10	620	1	24	**81,18**
982114000	32	1"1/4	32	92	79	154	23,5	16	7	M10	1080	1	20	**126,68**
982112000	40	1"1/2	38	105	83	184	25,5	17	8	M12	1490	1	10	**190,08**
982200000	50	2"	50	125	97	184	25,5	17	8	M12	2560	1	6	**254,67**
982212000	65	2"1/2	65	156	129	245	41	29,5	12	M16	5040	1	4	**616,09**
982300000	80	3"	76	183	138	245	41	29,5	12	M16	8150	1	1	**912,90**

CORPO VALVOLA / VALVE BODY

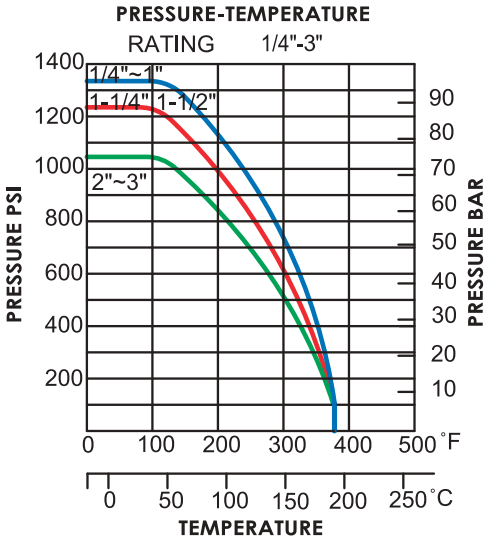

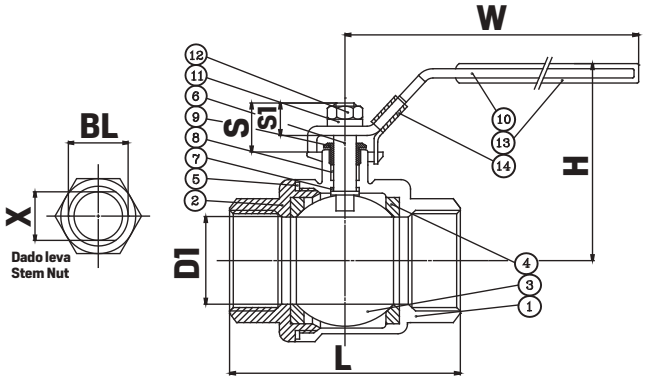

POS.	PARTICOLARE – DETAIL	MATERIALE – MATERIAL	POS.	PARTICOLARE – DETAIL	MATERIALE – MATERIAL
1	Corpo – Body	AISI 316 – 1.4408	8	Tenuta stelo - Stem packing	PTFE
2	Tappo - Cap	AISI 316 – 1.4408	9	Dado premistoppa - Gland nut	AISI 304 – 1.4301
3	Sfera – Ball	AISI 316 – 1.4408	10	Leva – Handle	AISI 304 – 1.4301
4	Anello di sede – Ball seat	PTFE	11	Rondella "grower" – Spring washer	AISI 304 – 1.4301
5	Guarnizione - Joint gasket	PTFE	12	Dado leva – Stem Nut	AISI 304 – 1.4301
6	Stelo - Stem	AISI 316 – 1.4401	13	Copertura leva – Plastic cover	PVC
7	Rondella di spinta - Thrust washer	PTFE	14	Lucchetto – Lock device	AISI 304 – 1.4301

A 40 40

982/L

VALVOLA A SFERA 2 PZ PASSAGGIO TOTALE - MANIGLIA SLIM

- 2-PC BALL VALVE WITH FULL PORT - SLIM SERIES
- KUGELHAHN 2-TEILIG MIT VOLLEM DURCHGANG - SERIE SLIM
- BOISSEAU SPHERIQUE 2 PIECÈS PASSAGE TOTAL - SÉRIE SLIM
- VÁLVULA DE BOLA DOS PIEZAS PASO TOTAL - SERIE SLIM

MATERIAL: AISI 316 - 1.4401 / 1.4408
THREAD: EN 10226-1 (ex ISO 7/1)
NOTE: NOT "silicone free"

CODE	DN	DN inch	D mm	L mm	H mm	W mm	T mm	g		€
982308001	10	3/8"	12,7	49	52	108	12,5	184	1	**32,94**
982102001	15	1/2"	15	56	57,5	110	13	251	1	**36,58**
982304001	20	3/4"	20	65	60,5	110	21	344	1	**52,21**
982100001	25	1"	25	78	76	128	22,5	562	1	**71,51**
982114001	32	1"1/4	32	87	79	128	23,5	843	1	**108,08**
982112001	40	1"1/2	38	99	94,5	155	23,5	1365	1	**145,78**
982200001	50	2"	50	119	102	155	23,5	2177	1	**224,37**

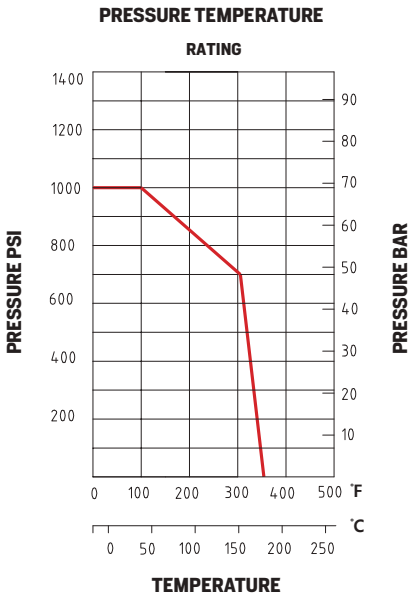

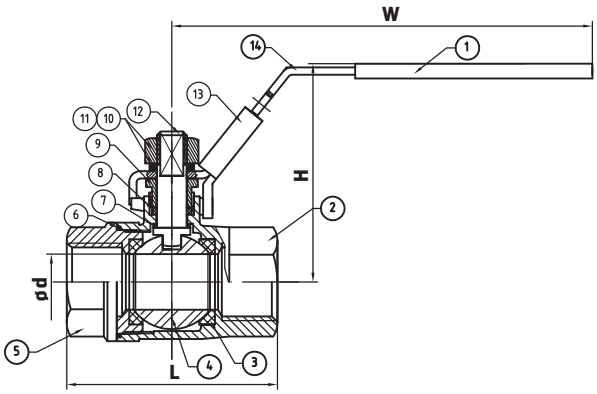

POS.	PARTICOLARE – DETAIL	MATERIALE – MATERIAL	POS.	PARTICOLARE – DETAIL	MATERIALE – MATERIAL
1	Copertura leva - Plastic cover	PVC	8	Tenuta stelo - Stem packing	PTFE
2	Corpo - Body	AISI 316 - 1.4408	9	Dado premistoppa - Gland nut	AISI 304 - 1.4301
3	Anello di sede - Ball seat	PTFE	10	Rondella "grower" - Spring washer	AISI 304 - 1.4301
4	Sfera - Ball	AISI 316 - 1.4408	11	Dado leva -Stem Nut	AISI 304 - 1.4301
5	Tappo - Cap	AISI 316 - 1.4408	12	Stelo - Stem	AISI 316 - 1.4401
6	Guarnizione - Joint gasket	PTFE	13	Lucchetto - Lock device	AISI 304 - 1.4301
7	Rondella di spinta - Thrust washer	PTFE	14	Leva - Handle	AISI 304 - 1.4301

A 40 40

982/F

VALVOLA A SFERA 2 PZ PASSAGGIO TOTALE CON FARFALLA

- 2-PC BALL VALVE WITH FULL PORT AND BUTTERFLY HANDLE
- KUGELHAHN 2-TEILIG MIT VOLLEM DURCHGANG UND FLÜGELGRIFF
- BOISSEAU SPHERIQUE 2 PIECÈS PASSAGE TOTAL AVEC MANETTE PAPILLON
- VÁLVULA DE BOLA DOS PIEZAS PASO TOTAL CON MANIJA TIPO MARIPOSA

MATERIAL: AISI 316 - 1.4401 / 1.4408
NOTE: NOT "silicone free"

CODE	DN	DN inch	Version	D1 mm	L mm	H mm	W mm	X mm	BL	g			€
982102000FR	15	1/2"	rosso red	15	60	46	61	5	M8	240	1	60	**65,19**
982102000FB	15	1/2"	blu blue	15	60	46	61	5	M8	240	1	60	**65,19**

CORPO VALVOLA / VALVE BODY

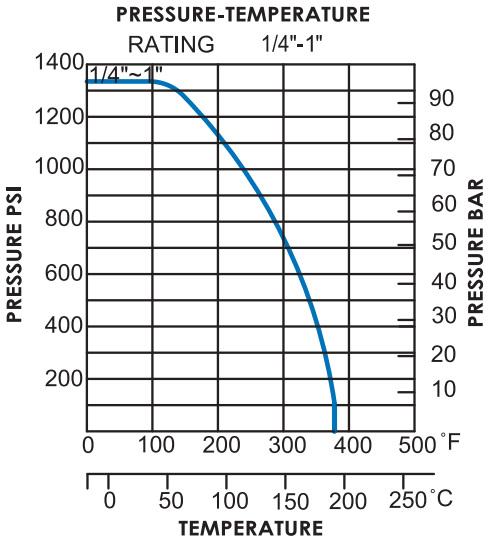

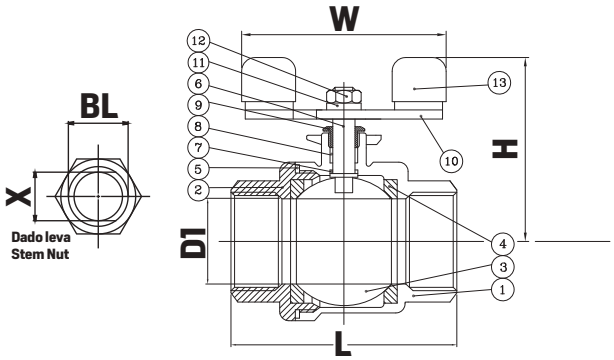

POS.	PARTICOLARE – DETAIL	MATERIALE – MATERIAL	POS.	PARTICOLARE – DETAIL	MATERIALE – MATERIAL
1	Corpo – Body	AISI 316 – 1.4408	8	Tenuta stelo - Stem packing	PTFE
2	Tappo - Cap	AISI 316 – 1.4408	9	Dado premistoppa - Gland nut	AISI 304 – 1.4301
3	Sfera – Ball	AISI 316 – 1.4408	10	Leva – Handle	AISI 304 – 1.4301
4	Anello di sede – Ball seat	PTFE	11	Rondella "grower" – Spring washer	AISI 304 – 1.4301
5	Guarnizione - Joint gasket	PTFE	12	Dado leva – Stem Nut	AISI 304 – 1.4301
6	Stelo - Stem	AISI 316 – 1.4401	13	Copertura leva – Plastic cover	PVC
7	Rondella di spinta - Thrust washer	PTFE			

A 40 40

983

VALVOLA A SFERA 3 PZ PASSAGGIO TOTALE

- 3-PC BALL VALVE WITH FULL PORT
- KUGELHAHN 3-TEILIG MIT VOLLEM DURCHGANG
- BOISSEAU SPHERIQUE 3 PIECÈS PASSAGE INTÉGRAL
- VÁLVULA DE BOLA TRES PIEZAS PASO TOTAL

MATERIAL: AISI 316 - 1.4401 / 1.4408
THREAD: EN 10226-1 (ex ISO 7/1)
NOTE: NOT "silicone free"
NORM: flangia attuatore / flange for actuator
Flansch für Stellantrieb / bride pour actuateur / brida actuador ISO 5211

CODE	DN	DN inch	D1 mm	L mm	H mm	W mm	Kv m3/h	Bolt torque Kgf x cm	g		€
983104000	8	1/4"	11,6	58	56	98	5,7	70	430	1	**78,89**
983308000	10	3/8"	12,8	58	56	98	6,8	70	410	1	**78,89**
983102000	15	1/2"	15	62	56	98	9,6	110	540	1	**85,45**
983304000	20	3/4"	20	76	70	118	18,1	125	730	1	**116,73**
983100000	25	1"	25	85	76	143	30,1	150	1130	1	**155,61**
983114000	32	1"1/4	32	100	81	143	49,0	200	1670	1	**243,92**
983112000	40	1"1/2	38	115	92	173	68,8	250	2430	1	**340,79**
983200000	50	2"	50	132	103	173	129,0	300	3500	1	**469,72**
983212000	65	2"1/2	65	165	130	223	227,9	500	7400	1	**975,85**
983300000	80	3"	80	183	141	223	356,9	700	12400	1	**1546,20**
983400000	100	4"	100	232	170	308	670,8	1100	22000	1	**2610,67**

Kv = portata in m³/h di acqua alla temperatura tra 5ºC e 30ºC, con una perdita di carico di 1 bar.
Kv = water flow rate in m³/h at a temperature between 5ºC and 30ºC, with a pressure drop of 1 bar.

CORPO VALVOLA / VALVE BODY

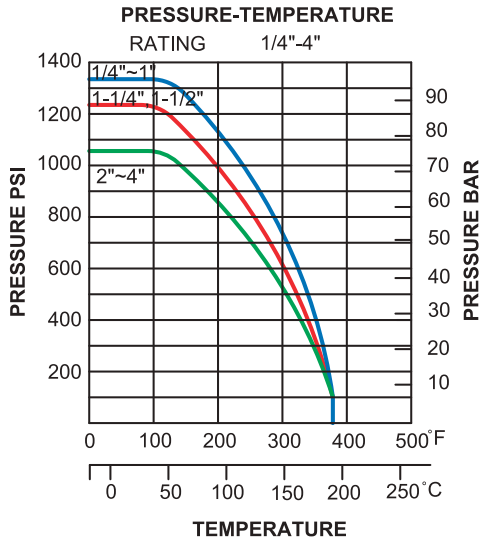

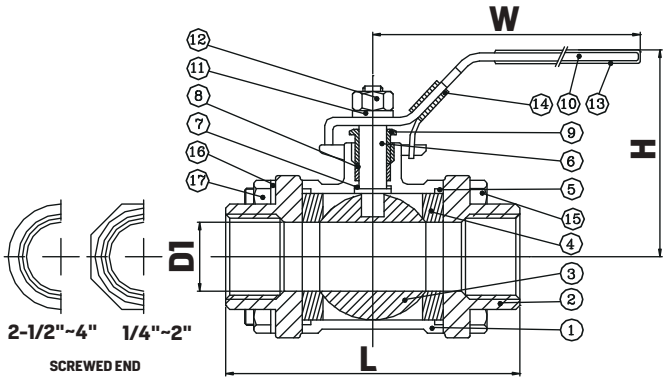

POS.	PARTICOLARE – DETAIL	MATERIALE – MATERIAL	POS.	PARTICOLARE – DETAIL	MATERIALE – MATERIAL
1	Corpo – Body	AISI 316 – 1.4408	10	Leva – Handle	AISI 304 – 1.4301
2	Tappo - Cap	AISI 316 – 1.4408	11	Rondella stelo – Stem washer	AISI 304 – 1.4301
3	Sfera – Ball	AISI 316 – 1.4408	12	Dado leva – Stem Nut	AISI 304 – 1.4301
4	Anello di sede – Ball seat	PTFE	13	Copertura leva – Plastic cover	PVC
5	Guarnizione - Joint gasket	PTFE	14	Lucchetto – Lock device	AISI 304 – 1.4301
6	Stelo - Stem	AISI 316 – 1.4401	15	Bulloni - Bolt	AISI 304 – 1.4301
7	Rondella di spinta - Thrust washer	PTFE	16	Rondella "grower" – Spring washer	AISI 304 – 1.4301
8	Tenuta stelo - Stem packing	PTFE	17	Dadi - Hex nut	AISI 304 – 1.4301
9	Dado premistoppa - Gland nut	AISI 304 – 1.4301			

A 40 40

983/SW

VALVOLA A SFERA 3 PZ PASSAGGIO TOTALE SALDARE A TASCA

- 3-PC BALL VALVE WITH FULL PORT SOCKET WELDING
- KUGELHAHN 3-TEILIG MIT VOLLEM DURCHGANG ZUM EINSTECKSCHWEISSEN
- BOISSEAU SPHERIQUE 3 PIECÈS PASSAGE INTÉGRAL À SOUDER S.W.
- VÁLVULA DE BOLA TRES PIEZAS PARA SOLDAR PASO TOTAL

MATERIAL: AISI 316 - 1.4401 / 1.4408
NOTE: NOT "silicone free"
NORM: flangia attuatore / flange for actuator
Flansch für Stellantrieb / bride pour actuateur / brida actuador ISO 5211

CODE	DN	DN inch	D1 mm	L mm	H mm	W mm	B mm	B1 mm	Kv m3/h	Bolt torque Kgf x cm	g		€
983104001	8	1/4"	11,6	58	56	98	19	14,1	5,7	70	430	1	**81,12**
983308001	10	3/8"	12,8	58	56	98	22,5	17,6	6,8	70	410	1	**81,12**
983102001	15	1/2"	15	62	56	98	27	21,7	9,6	100	540	1	**87,89**
983304001	20	3/4"	20	76	70	118	33	27,1	18,1	125	730	1	**120,08**
983100001	25	1"	25	85	76	143	40	33,8	30,1	150	1130	1	**160,09**
983114001	32	1"1/4	32	100	81	143	48,8	42,6	49,0	200	1670	1	**250,87**
983112001	40	1"1/2	38	115	92	173	55	48,7	68,8	250	2430	1	**350,53**
983200001	50	2"	50	132	103	173	67,2	61,1	129,0	300	3500	1	**492,11**
983212001	65	2"1/2	65	165	130	223	86,4	76,9	227,9	500	7400	1	**1003,73**
983300001	80	3"	80	183	141	223	103	89,5	356,9	700	12400	1	**1590,38**
983400001	100	4"	100	232	170	308	130	115,5	670,8	1100	22000	1	**2685,24**

Kv = portata in m³/h di acqua alla temperatura tra 5ºC e 30ºC, con una perdita di carico di 1 bar.
Kv = water flow rate in m³/h at a temperature between 5ºC and 30ºC, with a pressure drop of 1 bar.

CORPO VALVOLA / VALVE BODY

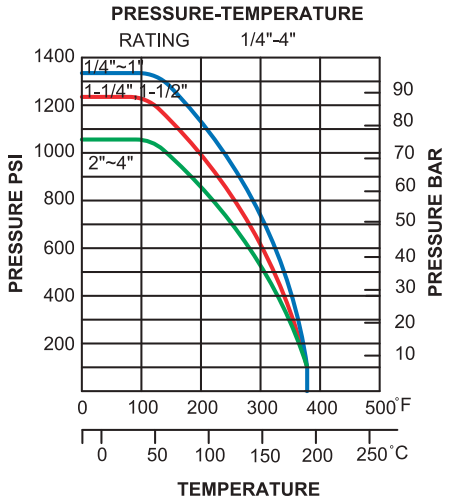

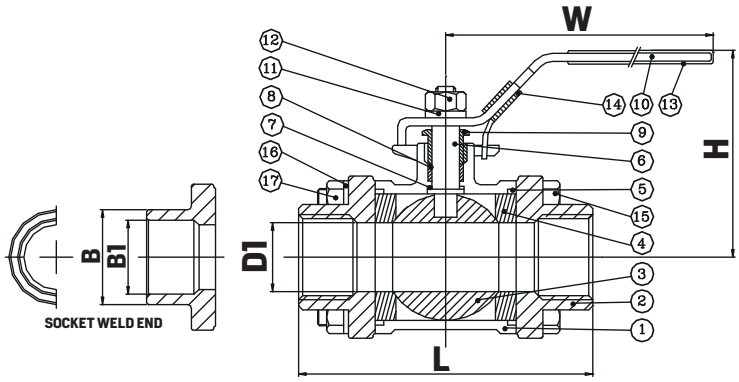

POS.	PARTICOLARE – DETAIL	MATERIALE – MATERIAL	POS.	PARTICOLARE – DETAIL	MATERIALE – MATERIAL
1	Corpo – Body	AISI 316 – 1.4408	10	Leva – Handle	AISI 304 – 1.4301
2	Tappo - Cap	AISI 316 – 1.4408	11	Rondella stelo – Stem washer	AISI 304 – 1.4301
3	Sfera – Ball	AISI 316 – 1.4408	12	Dado leva – Stem Nut	AISI 304 – 1.4301
4	Anello di sede – Ball seat	PTFE	13	Copertura leva – Plastic cover	PVC
5	Guarnizione - Joint gasket	PTFE	14	Lucchetto – Lock device	AISI 304 – 1.4301
6	Stelo - Stem	AISI 316 – 1.4401	15	Bulloni - Bolt	AISI 304 – 1.4301
7	Rondella di spinta - Thrust washer	PTFE	16	Rondella "grower" – Spring washer	AISI 304 – 1.4301
8	Tenuta stelo - Stem packing	PTFE	17	Dadi - Hex nut	AISI 304 – 1.4301
9	Dado premistoppa - Gland nut	AISI 304 – 1.4301			

A 40 40

983/BW

VALVOLA A SFERA 3 PZ PASSAGGIO TOTALE SALDARE DI TESTA

- 3-PC BALL VALVE WITH FULL PORT BUTT WELDING
- KUGELHAHN 3-TEILIG MIT VOLLEM DURCHGANG ZUM EINSTECKSCHWEISSEN
- BOISSEAU SPHERIQUE 3 PIECÈS PASSAGE INTÉGRAL À SOUDER B.W.
- VÁLVULA DE BOLA TRES PIEZAS PARA SOLDAR PASO TOTAL

MATERIAL: AISI 316 - 1.4401 / 1.4408
NOTE: NOT "silicone free"
NORM: flangia attuatore / flange for actuator
Flansch für Stellantrieb / bride pour actuateur / brida actuador ISO 5211

CODE	DN	DN inch	D1 mm	L mm	H mm	W mm	B mm	B1 mm	Kv m3/h	Bolt torque Kgf x cm	g		€
983104002	8	1/4"	11,6	58	56	98	17,6	12	5,7	70	430	1	**81,12**
983308002	10	3/8"	12,8	58	56	98	17,6	14	6,8	70	410	1	**81,12**
983102002	15	1/2"	15	62	56	98	21,5	17,1	9,6	100	540	1	**87,89**
983304002	20	3/4"	20	76	70	118	27,1	22,5	18,1	125	730	1	**120,08**
983100002	25	1"	25	85	76	143	34	28	30,1	150	1130	1	**160,09**
983114002	32	1"1/4	32	100	81	143	42,5	35,5	49,0	200	1670	1	**250,87**
983112002	40	1"1/2	38	115	92	173	49	43	68,8	250	2430	1	**350,53**
983200002	50	2"	50	132	103	173	60,8	53	129,0	300	3500	1	**483,16**
983212002	65	2"1/2	65	165	130	223	76,2	65	227,9	500	7400	1	**1003,73**
983300002	80	3"	80	183	141	223	92	80	356,9	700	12400	1	**1590,38**
983400002	100	4"	100	232	170	308	116	100	670,8	1100	22000	1	**2685,24**

Kv = portata in m³/h di acqua alla temperatura tra 5ºC e 30ºC, con una perdita di carico di 1 bar.
Kv = water flow rate in m³/h at a temperature between 5ºC and 30ºC, with a pressure drop of 1 bar.

CORPO VALVOLA / VALVE BODY

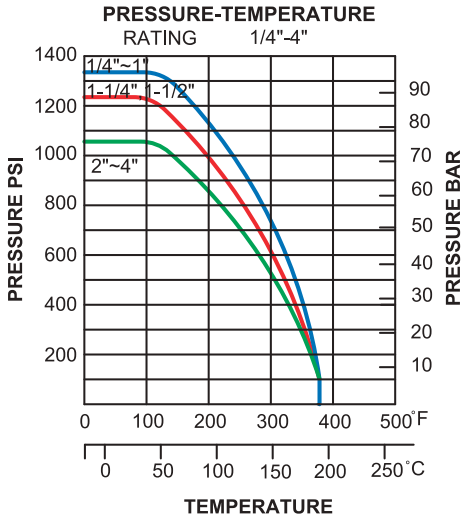

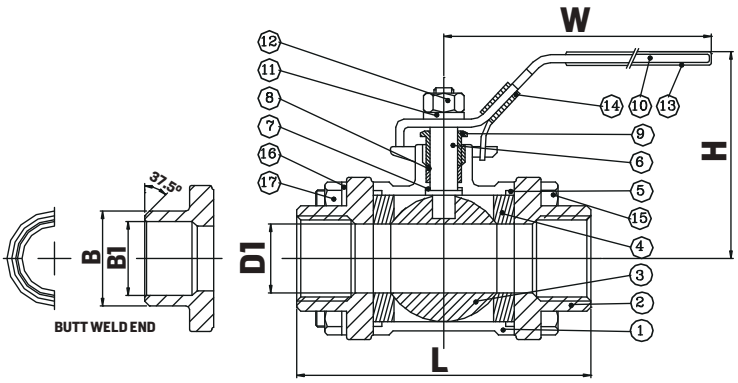

POS.	PARTICOLARE – DETAIL	MATERIALE – MATERIAL	POS.	PARTICOLARE – DETAIL	MATERIALE – MATERIAL
1	Corpo – Body	AISI 316 – 1.4408	10	Leva – Handle	AISI 304 – 1.4301
2	Tappo - Cap	AISI 316 – 1.4408	11	Rondella stelo – Stem washer	AISI 304 – 1.4301
3	Sfera – Ball	AISI 316 – 1.4408	12	Dado leva – Stem Nut	AISI 304 – 1.4301
4	Anello di sede – Ball seat	PTFE	13	Copertura leva – Plastic cover	PVC
5	Guarnizione - Joint gasket	PTFE	14	Lucchetto – Lock device	AISI 304 – 1.4301
6	Stelo - Stem	AISI 316 – 1.4401	15	Bulloni - Bolt	AISI 304 – 1.4301
7	Rondella di spinta - Thrust washer	PTFE	16	Rondella "grower" – Spring washer	AISI 304 – 1.4301
8	Tenuta stelo - Stem packing	PTFE	17	Dadi - Hex nut	AISI 304 – 1.4301
9	Dado premistoppa - Gland nut	AISI 304 – 1.4301			

ISO 5211

Dimensioni della flangia per attuatore / Flange for actuator dimensions / Abmessungen der Flansch für Stellantrieb / Dimensions de la bride pour actuateur Dimensiones de la brida del actuador.

CODES			De mm	DN inch	Flange type	X mm	BL inch	ØM	G x nº	Torque Kgf x cm
983104000	983104001	983104002	8	1/4"	F03	5	5/16"	36	M5 x 4	40
983308000	983308001	983308002	10	3/8"	F03	5	5/16"	36	M5 x 4	40
983102000	983102001	983102002	15	1/2"	F03	5	5/16"	36	M5 x 4	54
983304000	983304001	983304002	20	3/4"	F03	6,5	3/8"	36	M5 x 4	78
983100000	983100001	983100002	25	1"	F04	8	7/16"	42	M5 x 4	106
983114000	983114001	983114002	32	1"1/4	F04	8	7/16"	42	M5 x 4	150
983112000	983112001	983112002	40	1"1/2	F05	9	1/2"	50	M6 x 4	200
983200000	983200001	983200002	50	2"	F05	9	1/2"	50	M6 x 4	280
983212000	983212001	983212002	65	2"1/2	F07	12	3/4"	70	M8 x 4	500
983300000	983300001	983300002	80	3"	F10	12	3/4"	102	M10 x 4	770
983400000	983400001	983400002	100	4"	F10	16	1"	102	M10 x 4	1100

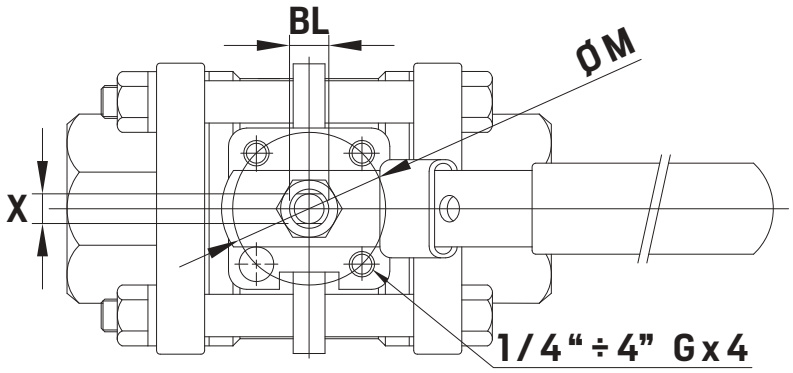

A 40 40

985

VALVOLA A SFERA FLANGIATA TIPO WAFER A PASSAGGIO TOTALE

- WAFER TYPE BALL VALVE FULL PORT
- KUGELHAHN WAFER TYP MIT VOLLEM DURCHGANG
- VANNE WAFER PASSAGE INTÉGRAL
- VÁLVULA DE BOLA CON BRIDAS PASO TOTAL

MATERIAL: AISI 316 - 1.4401 / 1.4408
NOTE: NOT "silicone free"
NORM: flangia attuatore / flange for actuator Flansch für Stellantrieb / bride pour actuateur / brida actuador ISO 5211

CODE	DN PN16	D1 mm	N/I Holes Nr.	B mm	F mm	P mm	L mm	D mm	K mm	H mm	W mm	S mm	X mm	BL	Torque Kgf x cm	g		€
985102000	1/2" - 15	16	4 - M 12 x 1,75	14	45	34,5	41	96	65	65	123	17	6,5	10	58	1470	1	**343,12**
985304000	3/4" - 20	20	4 - M 12 x 1,75	16	58	36	44	105	75	69	123	17	6,5	10	80	2070	1	**414,23**
985100000	1" - 25	25	4 - M 12 x 1,75	16	68	70	54	115	85	80	158	25	8,7	14	108	2980	1	**464,99**
985114000	1"1/4 - 32	32	4 - M 16 x 2	16	78	75	58	135	100	87	158	24	8,7	14	150	3600	1	**746,66**
985112000	1"1/2 - 40	38	4 - M 16 x 2	16	88	84	62	145	110	96	198	29	10	16	200	4000	1	**884,12**
985200000	2" - 50	50	4 - M 16 x 2	18	102	92	72	155	125	104	198	29	10	16	300	5350	1	**1149,81**
985212000	2"1/2 - 65	65	4 - M 16 x 2	18	122	101	94	185	145	122	248	36	12	20	515	9200	1	**1743,59**
985300000	3" - 80	76	8 - M 16 x 2	20	138	131	118	200	160	153	283	37	12	20	810	13500	1	**2501,71**
985400000	4" - 100	96	8 - M 16 x 2	20	158	142	140	220	180	164	333	37	12	20	1130	19340	1	**3621,20**

CORPO VALVOLA / VALVE BODY

Pressure Temperature Rating

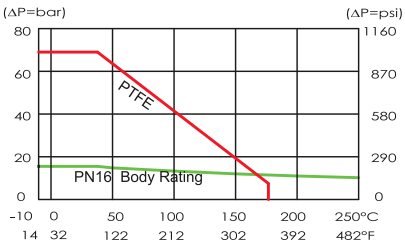

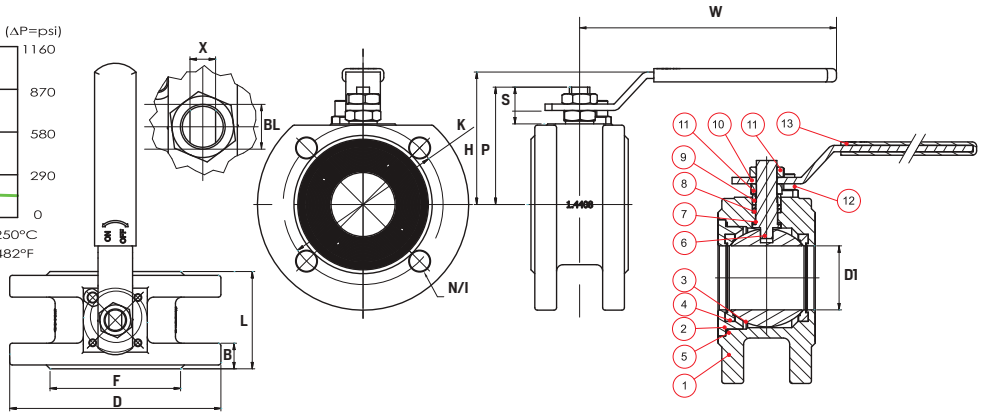

POS.	PARTICOLARE – DETAIL	MATERIALE – MATERIAL	POS.	PARTICOLARE – DETAIL	MATERIALE – MATERIAL
1	Corpo – Body	AISI 316 – 1.4408	8	Guarnizione – Stem packing	PTFE
2	Inserto – Insert	AISI 316 – 1.4401	9	Rondella alta - High washer	AISI 304 – 1.4301
3	Sfera – Ball	AISI 316 – 1.4408	10	Leva – Handle	AISI 304 – 1.4301
4	Anello di sede – Ball seat	PTFE	11	Dadi leva – Stem Nuts	AISI 304 – 1.4301
5	Guarnizione - Joint gasket	PTFE	12	Blocco - Stop	AISI 304 – 1.4301
6	Stelo - Stem	AISI 316 – 1.4401	13	Copertura leva – Plastic cover	POLIVINILE - VINYL
7	Rondella di spinta - Thrust washer	PTFE			

A 40 40

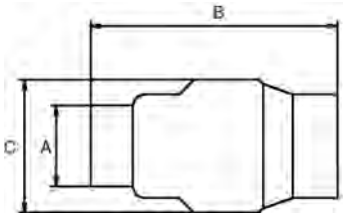

986/304

VALVOLA DI RITEGNO

- CHECK VALVE
- RÜCKSCHLAGVENTIL
- VANNE AVEC CLAPET ANTI-RETOUR
- VÁLVULA DE RETENCIÓN

MATERIAL: AISI 304 - 1.4301
NOTE: impiego acqua (no gas)

CODE	DN	DN inch	A mm	B mm	C mm	g		€
986104000	8	1/4"	18	55	32	94	1	**133,18**
986308000	10	3/8"	20	55	32	91	1	**133,18**
986102000	15	1/2"	25	55	32	93	1	**123,40**
986304000	20	3/4"	29	70	44	129	1	**152,79**
986100000	25	1"	36	84	53	191	1	**179,58**
986114000	32	1"1/4	45	99	62	281	1	**262,85**
986112000	40	1"1/2	51	119	78	388	1	**328,89**
986200000	50	2"	64	123	89	704	1	**603,84**

- Valvola di ritegno in acciaio inox tornito (Dim. 1/4" - 3/8" - 1/2")
- Valvola di ritegno in acciaio inox stampato (Dim. 3/4" - 1" - 1" 1/4 - 1" 1/2 - 2")
- Corpo e parti metalliche in acciaio inossidabile AISI 304; - Tenuta: FPM; - Connessioni filettate femmina: ISO 228/1 (ex DIN 259) femmina cilindrica;
- Pressione di apertura: max 0,03 bar - min 0,025 bar; - Pressione di lavoro: 16 bar; - Temperatura di esercizio: -20ºC ÷ +150ºC

- Stainless steel turned check valve (Dim. 1/4"- 3/8" - 1/2")
- Stainless steel molded check valve (Dim. 3/4"- 1" - 1"1/4 - 1"1/2 - 2")
- Body and fittings in stainless steel AISI 304; - Seal: FPM; - Threaded female: ISO 228/1 (ex DIN 259) female cylindrical;
- Opening pressure: 0,03 bar max - min 0,025 bar; - Working pressure: 16 bar; - Operating temperature: -20ºC to + 150ºC

CORPO VALVOLA / VALVE BODY

DIAGRAMMA PRESSIONE-TEMPERATURA (1/4"÷1/2")

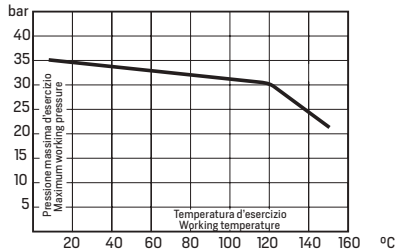

DIAGRAMMA PRESSIONE-TEMPERATURA (3/4"÷2")

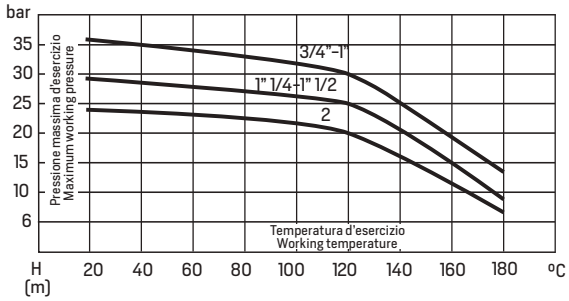

DIAGRAMMI PERDITE DI CARICO (1/4"÷1/2")

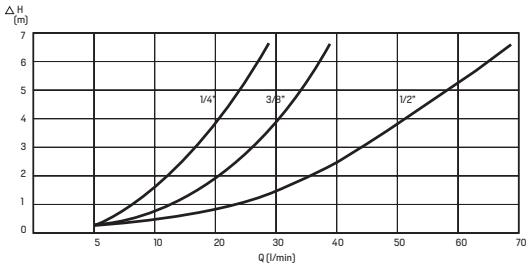

DIAGRAMMI PERDITE DI CARICO (3/4"÷2")

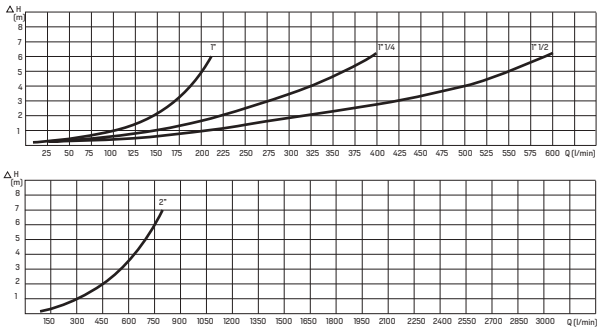

A 40 40

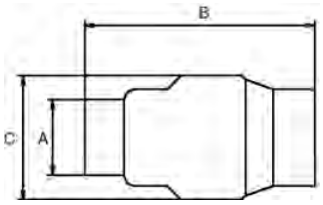

986/316

VALVOLA DI RITEGNO

- CHECK VALVE
- RÜCKSCHLAGVENTIL
- VANNE AVEC CLAPET ANTI-RETOUR
- VÁLVULA DE RETENCIÓN

MATERIAL: AISI 316 - 1.4401
NOTE: impiego acqua (no gas)

CODE	DN	DN inch	A mm	B mm	C mm		g	€
986104316	8	1/4"	18	55	32	1	94	**193,18**
986308316	10	3/8"	20	55	32	1	91	**193,18**
986102316	15	1/2"	25	55	32	1	93	**151,08**
986304316	20	3/4"	29	70	44	1	129	**188,33**
986100316	25	1"	36	84	53	1	191	**220,11**
986114316	32	1"1/4	45	99	62	1	281	**335,03**
986112316	40	1"1/2	51	119	78	1	388	**412,78**
986200316	50	2"	64	123	89	1	704	**769,62**
986212316	65	2"1/2	80	147	113	1	1425	**1165,79**
986300316	80	3"	93	166	132	1	2085	**1614,18**
986400316	100	4"	120	193	167	1	3415	**2690,16**

- Valvola di ritegno in acciaio inox tornito (Dim. 1/4" - 3/8" - 1/2")
- Valvola di ritegno in acciaio inox stampato (Dim. 3/4" - 1" - 1" 1/4 - 1" 1/2 - 2" - 2" 1/2 - 3" - 4")
- Corpo e parti metalliche in acciaio inossidabile AISI 316; - Tenuta: FPM; - Connessioni filettate femmina: ISO 228/1 (ex DIN 259) femmina cilindrica;
- Pressione di apertura: max 0,03 bar - min 0,025 bar; - Pressione di lavoro: 16 bar; - Temperatura di esercizio: -20ºC ÷ +150ºC

- Stainless steel turned check valve (Dim. 1/4"- 3/8" - 1/2")
- Stainless steel molded check valve (Dim. 3/4"- 1" - 1"1/4 - 1"1/2 - 2"- 2"1/2 - 3"- 4")
- Body and fittings in stainless steel AISI 316; - Seal: FPM; - Threaded female: ISO 228/1 (ex DIN 259) female cylindrical;
- Opening pressure: 0,03 bar max - min 0,025 bar; - Working pressure: 16 bar; - Operating temperature: -20ºC to + 150ºC

CORPO VALVOLA / VALVE BODY

DIAGRAMMA PRESSIONE-TEMPERATURA (1/4"÷1/2")

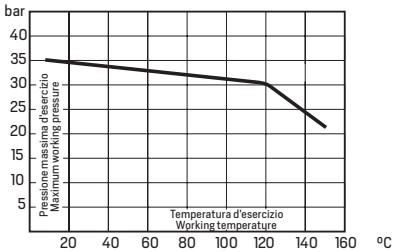

DIAGRAMMA PRESSIONE-TEMPERATURA (3/4"÷4")

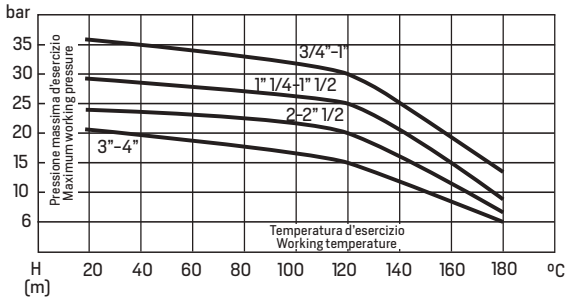

DIAGRAMMI PERDITE DI CARICO (1/4"÷1/2")

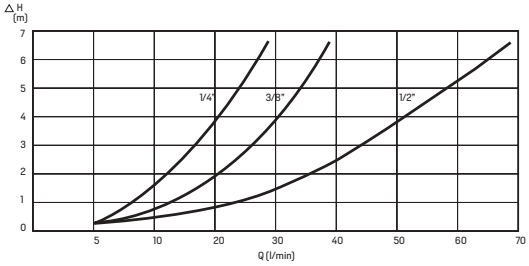

DIAGRAMMI PERDITE DI CARICO (3/4"÷4")

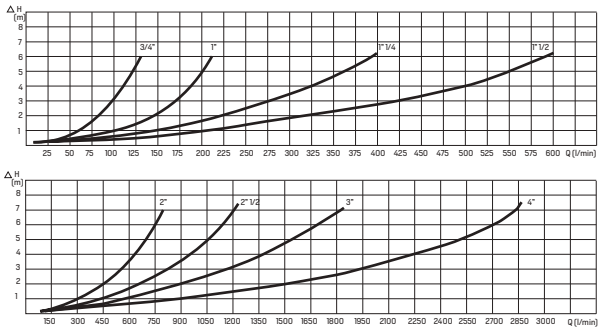

RACCORDERIE METALLICHE

A 40 40

984

FILTRO A Y

- Y FEMALE STRAINER
- Y-FILTER MIT INNENGEWINDE
- FILTRE Y
- FILTRO "Y"

MATERIAL: AISI 316 - 1.4401 / 1.4408
THREAD: ISO 228/1 (ex DIN 259)

CODE	DN	DN inch	A mm	L mm	H mm	W mm	D mm	g		€
984102000	15	1/2"	15	65	51	2	1	250	1	**72,51**
984304000	20	3/4"	20	80	60	2	1	400	1	**88,20**
984100000	25	1"	25	90	72	2	1	700	1	**124,18**
984114000	32	1"1/4	32	105	77	2	1	900	1	**188,57**
984112000	40	1"1/2	40	120	87	2	1	1200	1	**240,15**
984200000	50	2"	50	140	103	2	1	1900	1	**359,84**

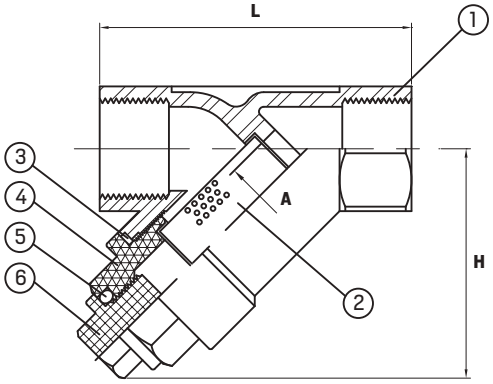

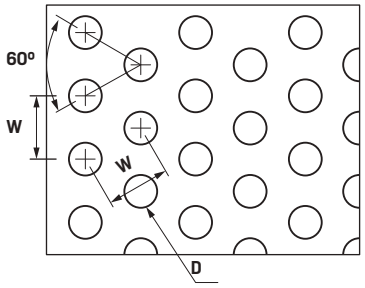

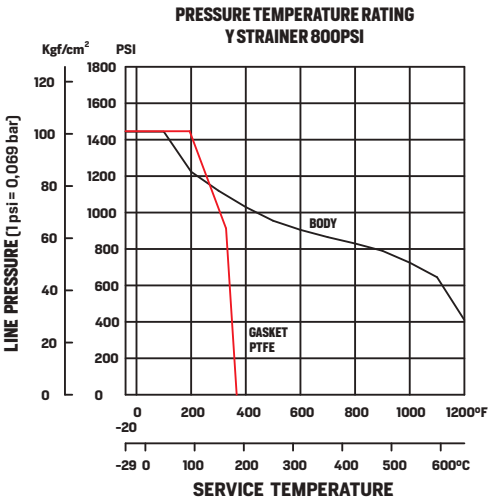

VALORE CV / KV PER FILTRI A Y FILETTATI

CODICE CODE	DN	CV US gallon / min	KV m³ / h
984102000	1/2"	4,55	3,91
984304000	3/4"	10,64	9,15
984100000	1"	19,72	16,96
984114000	1" 1/4	31,50	27,09
984112000	1" 1/2	46,42	39,92
984200000	2"	86,77	74,62

NOTE

Cv = portata in US galloni per minuto di acqua alla temperature di 60° F con una perdita di carico sul filtro di 1 psi.
Kv = portata in m^3/h per acqua alla temperature tra 5 e 40°C con una perdita di carico sul filtro di 1 bar
Kv = 0,86 x Cv Valvole per liquidi: Q (m^3/h) = Kv*$\sqrt{DP\ (bar)}$

POS.	PARTICOLARE – DETAIL	MATERIALE – MATERIAL
1	Corpo – Body	AISI 316 (CF8M) – 1.4408 (1.4401)
2	Filtro – Screen	AISI 316 – 1.4401
3	Guarnizione – Gasket	PTFE
4	Stelo – Bonnet	AISI 316 (CF8M) – 1.4408 (1.4401)
5	O-ring	FLUOROELASTOMERO FKM
6	Scarico – Blow off	AISI 316 (CF8M) – 1.4408 (1.4401)

A 50 50

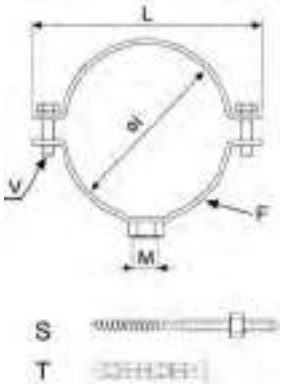

155

COLLARE FISSAGGIO TUBO CON VITE E TASSELLO

- CLAMP WITH BOLT-WOOD SCREW AND PLUG
- ROHRSCHELLE MIT HOLZSCHRAUBE UND DÜBEL
- COLLIER DE FIXATION AVEC CHEVILLE ET VIS FER-BOIS
- ABRAZADERA CON TACO NI TORNILLO

MATERIAL: AISI 304 - 1.4301
NOTE: dado saldato con puntatura elettrica
spot welded nut

CODE	DN inch	Øi mm	M	T mm	S mm	V mm	F Lg x Sp mm	L mm	g			€
155308304	3/8"	16 - 18	M 8	10 x 70	M 8 x 90	M 6 x 20	20 x 2,5	53,5	96	1	100*	**6,86**
155102304	1/2"	20 - 22	M 8	10 x 70	M 8 x 90	M 6 x 20	20 x 2,5	58	100	1	100*	**6,86**
155304304	3/4"	25 - 28	M 8	10 x 70	M 8 x 90	M 6 x 20	20 x 2,5	63,5	106	1	100*	**7,44**
155100304	1"	31 - 35	M 8	10 x 70	M 8 x 90	M 6 x 20	20 x 2,5	70	114	1	50*	**8,27**
155114304	1"1/4	39 - 43	M 8	10 x 70	M 8 x 90	M 6 x 20	20 x 2,5	79	118	1	50*	**8,93**
155112304	1"1/2	45 - 48,5	M 8	10 x 70	M 8 x 90	M 6 x 20	20 x 2,5	85	130	1	50*	**9,57**
155054304	54 mm	54	M 8	10 x 70	M 8 x 90	M 6 x 25	20 x 2,5	94	138	1	50*	**10,42**
155200304	2"	58 - 61	M 8	10 x 70	M 8 x 90	M 6 x 20	20 x 2,5	97	144	1	50*	**10,42**
155212304	2"1/2	73 - 76,5	M 10	14 x 70	M 10 x 120	M 6 x 25	30 x 2,5	115	262	1	20*	**17,62**
155300304	3"	86 - 89	M 10	14 x 70	M 10 x 120	M 6 x 25	30 x 2,5	128	288	1	20*	**19,65**
155312304	3"1/2	99 - 103	M 10	14 x 70	M 10 x 120	M 6 x 25	30 x 2,5	148	310	1	20*	**22,67**
155400304	4"	110 - 115	M 10	14 x 70	M 10 x 120	M 6 x 25	30 x 2,5	153,5	338	1	20*	**25,18**
155500304	5"	139 - 143	M 10	14 x 70	M 10 x 120	M 6 x 25	30 x 2,5	198	398	1	10*	**32,78**
155600304	6"	166 - 170	M 10	14 x 70	M 10 x 120	M 6 x 25	30 x 2,5	230	450	1	10*	**36,65**
155800304	8"	217 - 221	M 10	14 x 70	M 10 x 120	M 6 x 25	30 x 2,5	281	560	1	10*	**45,75**

(*) unità minima di vendita / minimum selling quantity

A 50 50

158/KIT

KIT VITE FERRO-LEGNO + TASSELLO + DADO

- KIT SCREW + PLUG + BACK NUT
- KIT HOLZSCHRAUBE + DÜBEL + 6-KUNT GEGENMUTTER
- KIT VIS BATTENTE + CHEVILLE + ÉCROU HEXAGONAL
- KIT TORNILLO + TACO + TUERCA HEXAGONAL

MATERIAL: AISI 304 - 1.4301

CODE	Plug	Screw	Back nut	g			€
158216008K	10 x 70	M 8 x 100	M 8	72	1 kit	200 kit*	**10,08**
158216010K	14 x 70	M 10 x 120	M 10	140	1 kit	100 kit*	**13,95**

Kit : nº 2 tasselli, nº 2 viti, nº 2 dadi
Kit : nº 2 plugs, nº 2 screws, nº 2 back nuts
(*) unità minima di vendita / minimum selling quantity

A 50 50

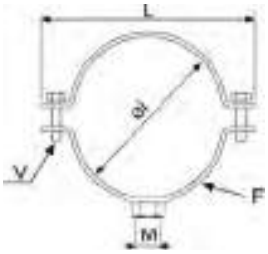

156/304

COLLARE FISSAGGIO TUBO

- CLAMP
- ROHRSCHELLE
- COLLIER DE FIXATION
- ABRAZADERA

MATERIAL: AISI 304 - 1.4301
NOTE: dado saldato con puntatura elettrica
spot welded nut

CODE	DN inch	DN mm	Øi mm	M	V mm	F Lg x Sp mm	L mm	g			€
156015304	15 mm	15	15	M 8	M 6 x 20	20 x 2,5	48	52	1	50*	6,29
156308304	3/8"	18	16 - 18	M 8	M 6 x 20	20 x 2,5	53,5	58	1	50*	6,29
156102304	1/2"	22	20 - 22	M 8	M 6 x 20	20 x 2,5	58	62	1	50*	6,06
156304304	3/4"	28	25 - 28	M 8	M 6 x 20	20 x 2,5	63,5	68	1	50*	6,27
156100304	1"	35	31 - 35	M 8	M 6 x 20	20 x 2,5	70	76	1	50*	7,01
156114304	1"1/4	42	39 - 43	M 8	M 6 x 20	20 x 2,5	79	88	1	50*	7,77
156112304	1"1/2	-	45 - 48,5	M 8	M 6 x 20	20 x 2,5	85	92	1	50*	8,39
156054304	54 mm	54	54	M 8	M 6 x 25	20 x 2,5	94	102	1	50*	9,14
156200304	2"	-	58 - 61	M 8	M 6 x 20	20 x 2,5	97	104	1	50*	9,14
156212304	2"1/2	76,1	73 - 76,5	M 10	M 6 x 25	30 x 2,5	115	200	1	20*	15,99
156300304	3"	88,9	86 - 89	M 10	M 6 x 25	30 x 2,5	128	221	1	20*	17,44
156312304	3"1/2	-	99 - 103	M 10	M 6 x 25	30 x 2,5	148	238	1	20*	19,79
156108304	108 mm	108	108	M 10	M 6 x 25	30 x 2,5	149	252	1	20*	20,21
156400304	4"	-	110 - 115	M 10	M 6 x 25	30 x 2,5	153,5	266	1	20*	20,21
156500304	5"	139,7	139 - 143	M 10	M 6 x 25	30 x 2,5	198	326	1	10*	29,37
156600304	6"	168,3	166 - 170	M 10	M 6 x 25	30 x 2,5	230	406	1	10*	33,64
156800304	8"	-	217 - 221	M 10	M 6 x 25	30 x 2,5	281	510	1	10*	41,53

(*) unità minima di vendita / minimum selling quantity

A 50 50

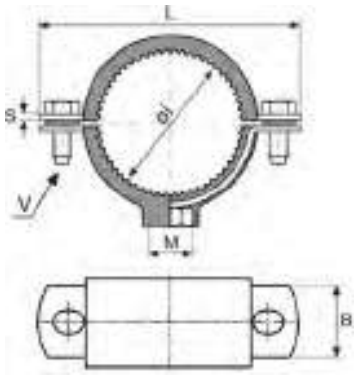

Conforme a
Conform to
Entsprechend
Correspondant
Conforme a la
DIN 4109

156/304 G

COLLARE CON GOMMA

- CLAMP WITH RUBBER
- ROHRSCHELLE MIT GUMMIEINLAGE
- COLLIER DE FIXATION GARNITURE ISOPHONIQUE
- ABRAZADERA ISOFÓNICA

MATERIAL: AISI 304 - 1.4301
VULCANIZED RUBBER: EPDM (-20° C/+120° C)
durezza/hardness 55 Shore
NOTE: dado saldato con puntatura elettrica
spot welded nut

CODE	DN inch	DN mm	Øi mm	M	V mm	B mm	S mm	L mm	g			€
156150304G	-	15	15 - 18	M 8	M 6 x 20	20	2,5	58	72	1	50*	12,79
156308304G	3/8"	18	16 - 18	M 8	M 6 x 20	20	2,5	58	76	1	50*	12,79
156102304G	1/2"	22	20 - 24	M 8	M 6 x 20	20	2,5	63,5	86	1	50*	13,04
156304304G	3/4"	28	25 - 28	M 8	M 6 x 20	20	2,5	70	94	1	50*	13,56
156100304G	1"	35	31 - 35	M 8	M 6 x 20	20	2,5	79	112	1	50*	14,36
156114304G	1"1/4	42	39 - 43	M 8	M 6 x 20	20	2,5	85	120	1	50*	16,74
156112304G	1"1/2	54	47 - 54	M 8	M 6 x 25	20	2,5	97	142	1	50*	18,25
156200304G	2"	-	58 - 61	M 8	M 6 x 20	20	2,5	107	156	1	20*	19,82
156212304G	2"1/2	76,1	73 - 76,5	M 10	M 6 x 25	30	2,5	128	308	1	10*	27,72
156300304G	3"	88,9	86 - 89	M 10	M 6 x 25	30	2,5	148	346	1	10*	30,04
156400304G	4"	-	110 -115	M 10	M 6 x 25	30	2,5	166	382	1	10*	36,28

(*) unità minima di vendita / minimum selling quantity

A 50 51

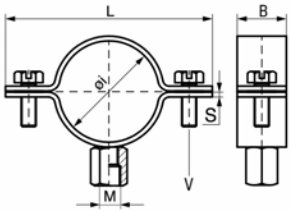

156/316

COLLARE FISSAGGIO TUBO

- CLAMP
- ROHRSCHELLE
- COLLIER DE FIXATION
- ABRAZADERA

MATERIAL: AISI 316 - 1.4401
NOTE: dado saldato con puntatura elettrica
spot welded nut

CODE	DN inch	DN mm	Øi mm	M	V mm	B mm	S mm	L mm	g		€
156308316	3/8"	15 - 18	15 - 18	M 8 / 10	M 6 x 16	20	2	54	56	50*	**9,69**
156102316	1/2"	22	20 - 24	M 8 / 10	M 6 x 16	20	2	62	62	50*	**10,38**
156304316	3/4"	28	26 - 30	M 8 / 10	M 6 x 16	20	2	66	64	50*	**10,89**
156100316	1"	35	32 - 36	M 8 / 10	M 6 x 20	20	2	72	70	50*	**11,32**
156114316	1"1/4	42	36 - 42	M 8 / 10	M 6 x 20	20	2	80	83	50*	**12,21**
156112316	1"1/2	-	47 - 50	M 8 / 10	M 6 x 20	20	2	87	89	50*	**13,03**
156054316	54 mm	54	51 - 55	M 8 / 10	M 6 x 20	20	2	94	94	50*	**13,52**
156200316	2"	-	60 - 64	M 8 / 10	M 6 x 20	20	2	102	102	50*	**14,43**
156070316	70 mm	-	67 - 73	M 8 / 10	M 6 x 20	20	2	118	110	20*	**16,14**
156212316	2"1/2	76,1	75 - 80	M 8 / 10	M 6 x 20	20	2	125	117	20*	**16,40**
156300316	3"	88,9	87 - 92	M 8 / 10	M 6 x 20	20	2	141	132	20*	**18,01**
156312316	3"1/2	-	99 - 105	M 8 / 10	M 6 x 20	20	2	155	143	20*	**19,59**
156108316	108 mm	108	106 - 112	M 8 / 10	M 6 x 20	20	2	162	152	20*	**20,71**
156400316	4"	-	114 - 119	M 8 / 10	M 6 x 25	20	2	171	161	20*	**22,53**
156125316	125 mm	-	124 - 131	M 8 / 10	M 6 x 25	20	2	179	179	10*	**23,94**
156160316	160 mm	-	159 - 163	M 8 / 10	M 6 x 25	20	2	211	201	10*	**27,76**
1560200316	200 mm	-	199 - 204	M 8 / 10	M 6 x 25	20	2	253	256	10*	**29,84**

(*) unità minima di vendita / minimum selling quantity

A 50 51

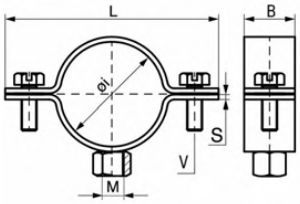

156/316L

COLLARE FISSAGGIO TUBO - SERIE PESANTE

- CLAMP - HEAVY SERIES
- ROHRSCHELLE - SCHWERE SERIE
- COLLIER DE FIXATION - SÉRIE LOURDE
- ABRAZADERA - SERIE PESADA

MATERIAL: AISI 316L - 1.4404
NOTE: dado saldato con puntatura elettrica
spot welded nut

CODE	DN inch	DN mm	Øi mm	M	V mm	B mm	S mm	L mm	g		€
156500316	5"	139,7	139 - 144	M 10	M 6 x 25	20	2,5	179	210	10*	**27,73**
156600316	6"	168,3	164 - 169	M 10	M 6 x 25	20	2,5	203	240	10*	**29,33**

(*) unità minima di vendita / minimum selling quantity

A 50 51

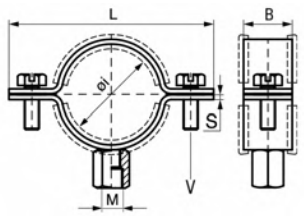

156/316 G

COLLARE CON GOMMA

- CLAMP WITH RUBBER
- ROHRSCHELLE MIT GUMMIEINLAGE
- COLLIER DE FIXATION GARNITURE ISOPHONIQUE
- ABRAZADERA ISOFÓNICA

MATERIAL: AISI 316 - 1.4401
VULCANIZED RUBBER: EPDM (-20° C/+120° C)
NOTE: dado saldato con puntatura elettrica
spot welded nut

CODE	DN inch	DN mm	Øi mm	M	V mm	B mm	S mm	L mm	g		€
156308316G	3/8"	15 - 18	15 - 18	M 8 / 10	M 6 x 16	20	2	65	71	50*	11,39
156102316G	1/2"	22	20 - 24	M 8 / 10	M 6 x 16	20	2	69	77	50*	12,01
156304316G	3/4"	28	26 - 30	M 8 / 10	M 6 x 16	20	2	74	83	50*	12,43
156100316G	1"	35	32 - 36	M 8 / 10	M 6 x 20	20	2	81	91	50*	13,39
156114316G	1"1/4	42	38 - 42	M 8 / 10	M 6 x 20	20	2	89	100	50*	14,37
156112316G	1"1/2	-	47 - 50	M 8 / 10	M 6 x 20	20	2	100	111	50*	15,50
156054316G	54 mm	54	51 -55	M 8 / 10	M 6 x 20	20	2	102	120	50*	16,25
156200316G	2"	-	60 - 64	M 8 / 10	M 6 x 20	20	2	114	132	20*	17,82
156070316G	70 mm	-	67 - 73	M 8 / 10	M 6 x 20	20	2	124	147	10*	20,10
156212316G	2"1/2	76,1	75 - 80	M 8 / 10	M 6 x 20	20	2	130	154	10*	20,81
156300316G	3"	88,9	87 - 92	M 8 / 10	M 6 x 20	20	2	141	170	10*	24,41
156312316G	3"1/2	-	100 - 106	M 8 / 10	M 6 x 20	20	2	165	189	10*	25,07
156108316G	-	108	108	M 8 / 10	M 6 x 25	20	2	168	200	10*	25,15
156400316G	4"	-	114 - 119	M 8 / 10	M 6 x 25	20	2	180	210	10*	25,95
156125316G	125 mm	-	124 - 131	M 8 / 10	M 6 x 25	20	2	191	220	10*	27,50
156160316G	160 mm	-	159 - 165	M 8 / 10	M 6 x 25	20	2	217	261	10*	32,09

(*) unità minima di vendita / minimum selling quantity

A 50 51

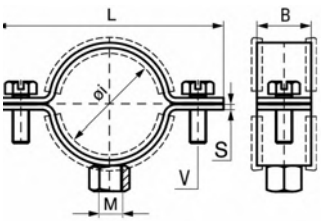

156/316L G

COLLARE CON GOMMA - SERIE PESANTE

- CLAMP WITH RUBBER - HEAVY SERIES
- ROHRSCHELLE MIT GUMMIEINLAGE - SCHWERE SERIE
- COLLIER DE FIXATION GARNITURE ISOPHONIQUE - SÉRIE LOURDE
- ABRAZADERA ISOFÓNICA - SERIE PESADA

MATERIAL: AISI 316L - 1.4404
VULCANIZED RUBBER: EPDM (-20° C/+120° C)
durezza/hardness 55 Shore
NOTE: dado saldato con puntatura elettrica
spot welded nut

CODE	DN inch	DN mm	Øi mm	B mm	M	V mm	S mm	L mm	g		€
156500316G	5"	139,7	133 - 141	20	M 10	M 6 x 25	2,5	179	250	10*	31,13
156600316G	6"	168,3	159 - 168	25	M 10	M 8 x 35	2,5	233	470	10*	34,13

(*) unità minima di vendita / minimum selling quantity

A 50 50

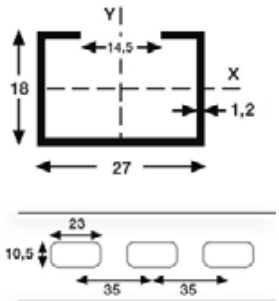

157-P1

PROFILO 2 M

- FIXING RAIL 2 M
- MONTAGESCHIENE 2 M
- RAIL 2 M
- GUÍA PERFORADA 2 M

MATERIAL: AISI 304 - 1.4301
DIMENSION: 27 x 18 x 1,2

CODE	Section cm²	Jx cm⁴	Jy cm⁴	Wx cm³	Wy cm³	kg/m		€
157027000	0,84	0,34	0,92	0,32	0,68	0,55	6 barre	**195,36**

Asse di riferimento X-X
Il momento d'inerzia Jx-Jy ed i moduli di resistenza Wx-Wy sono calcolati in corrispondenza di una sezione omogenea (fori esclusi).
F1 - F2 - F3 - Q = (daN) 1 daN≈ 1 kgf Portate calcolate considerando una freccia limite = L/200.

Reference axis X-X
Moment of inertia Jx-Jy and strength modulus Wx-Wy are calculated in correspondence with homogeneous section (holes excluded).
F1 - F2 - F3 - Q = (daN) 1 daN≈ 1 kgf Loads calculation considering a limit deflection = L/200.

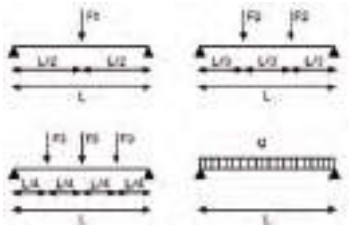

157027000	L (mm)			
27x18x1,2	**500**	**1000**	**1500**	**2000**
F1	51	19	8	5
F2	38	11	5	3
F3	25	8	4	2
Q	101	30	14	8

A 50 50

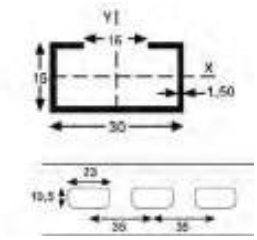

157-P3

PROFILO 2 M

- FIXING RAIL 2 M
- MONTAGESCHIENE 2 M
- RAIL 2 M
- GUÍA PERFORADA 2 M

MATERIAL: AISI 304 - 1.4301
DIMENSION: 30 x 15 x 1,5

CODE	Section cm²	Jx cm⁴	Jy cm⁴	Wx cm³	Wy cm³	kg/m		€
157030000	0,98	0,30	1,26	0,33	0,84	0,70	6 barre	**208,35**

Asse di riferimento X-X
Il momento d'inerzia Jx-Jy ed i moduli di resistenza Wx-Wy sono calcolati in corrispondenza di una sezione omogenea (fori esclusi).
F1 - F2 - F3 - Q = (daN) 1 daN≈ 1 kgf Portate calcolate considerando una freccia limite = L/200.

Reference axis X-X
Moment of inertia Jx-Jy and strength modulus Wx-Wy are calculated in correspondence with homogeneous section (holes excluded).
F1 - F2 - F3 - Q = (daN) 1 daN≈ 1 kgf Loads calculation considering a limit deflection = L/200.

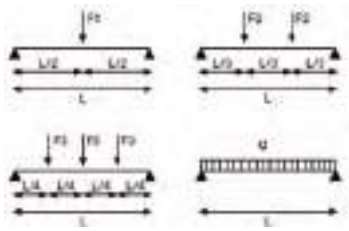

157030000	L (mm)			
30x15x1,5	**500**	**1000**	**1500**	**2000**
F1	49	15	7	4
F2	39	9	4	2
F3	25	6	3	2
Q	98	25	11	6

A 50 50

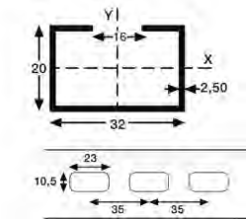

157-P4

PROFILO 2 M

- FIXING RAIL 2 M
- MONTAGESCHIENE 2 M
- RAIL 2 M
- GUÍA PERFORADA 2 M

MATERIAL: AISI 304 - 1.4301
DIMENSION: 32 x 20 x 2,5

CODE	Section cm²	Jx cm⁴	Jy cm⁴	Wx cm³	Wy cm³	kg/m		€
157032000	1,87	0,94	2,70	0,80	1,68	1,30	6 barre	**323,51**

Asse di riferimento X-X
Il momento d'inerzia Jx-Jy ed i moduli di resistenza Wx-Wy sono calcolati in corrispondenza di una sezione omogenea (fori esclusi).
F1 - F2 - F3 - Q = (daN) 1 daN≈ 1 kgf Portate calcolate considerando una freccia limite = L/200.

Reference axis X-X
Moment of inertia Jx-Jy and strength modulus Wx-Wy are calculated in correspondence with homogeneous section (holes excluded).
F1 - F2 - F3 - Q = (daN) 1 daN≈ 1 kgf Loads calculation considering a limit deflection = L/200.

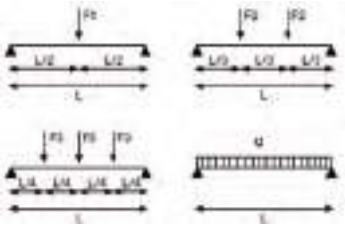

157032000	L (mm)			
32x20x2,5	**500**	**1000**	**1500**	**2000**
F1	117	48	21	12
F2	88	28	13	7
F3	59	20	9	5
Q	235	77	34	19

A 50 50

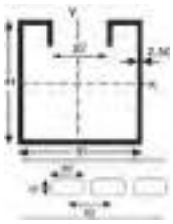

157-P6

PROFILO 3 M

- FIXING RAIL 3 M
- MONTAGESCHIENE 3 M
- RAIL 3 M
- GUÍA PERFORADA 3 M

MATERIAL: AISI 304 - 1.4301
DIMENSION: 41 x 41 x 2,5

CODE	Section cm²	Jx cm⁴	Jy cm⁴	Wx cm³	Wy cm³	kg/m		€
157041000	3,25	6,28	9,18	2,99	4,48	2,6	5 barre	**527,35**

Asse di riferimento X-X
Il momento d'inerzia Jx-Jy ed i moduli di resistenza Wx-Wy sono calcolati in corrispondenza di una sezione omogenea (fori esclusi).
F1 - F2 - F3 - Q = (daN) 1 daN≈ 1 kgf Portate calcolate considerando una freccia limite = L/200.

Reference axis X-X
Moment of inertia Jx-Jy and strength modulus Wx-Wy are calculated in correspondence with homogeneous section (holes excluded).
F1 - F2 - F3 - Q = (daN) 1 daN≈ 1 kgf Loads calculation considering a limit deflection = L/200.

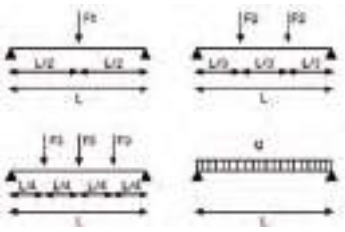

157041000	L (mm)				
41x41x2,5	**500**	**1000**	**1500**	**2000**	**3000**
F1	433	216	138	78	35
F2	325	162	81	46	20
F3	216	108	58	33	15
Q	866	433	221	124	55

A 50 50

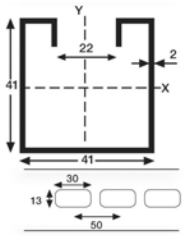

157-P6 L

PROFILO 3 M

- FIXING RAIL 3 M
- MONTAGESCHIENE 3 M
- RAIL 3 M
- GUÍA PERFORADA 3 M

MATERIAL: AISI 304 - 1.4301
DIMENSION: 41 x 41 x 2

CODE	Section cm²	Jx cm⁴	Jy cm⁴	Wx cm³	Wy cm³	kg/m		€
157041001	2,63	5,26	7,60	2,50	3,71	2,06	5 barre	**458,84**

Asse di riferimento X-X
Il momento d'inerzia Jx-Jy ed i moduli di resistenza Wx-Wy sono calcolati in corrispondenza di una sezione omogenea (fori esclusi).
F1 - F2 - F3 - Q = (daN) 1 daN≈ 1 kgf Portate calcolate considerando una freccia limite = L/200.

Reference axis X-X
Moment of inertia Jx-Jy and strength modulus Wx-Wy are calculated in correspondence with homogeneous section (holes excluded).
F1 - F2 - F3 - Q = (daN) 1 daN≈ 1 kgf Loads calculation considering a limit deflection = L/200.

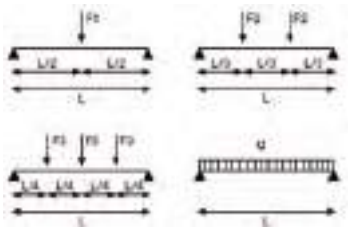

157041001	L (mm)				
41x41x2	500	1000	1500	2000	3000
F1	362	181	116	65	29
F2	271	136	68	38	17
F3	181	90	49	27	12
Q	724	362	185	104	46

A 50 50

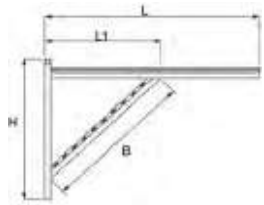

230 I

MENSOLA SALDATA A SQUADRA IN PROFILATO

- TRIANGULAR BRACKET
- UNTERSTÜTZUNG FERTIGKONSOLE
- CONSOLE AVEC RENFORCE
- SOPORTE 90º SALDADO

MATERIAL: AISI 304 - 1.4301



Fixing rail: 32x20x2,5

CODE	L mm	L1 mm	B mm	H mm	F daN	F1 daN	Q daN	g			€
230370304	370	200	250	275	60	600	250	1100	2	240	**155,53**
230545304	545	290	380	380	40	600	160	1500	2	165	**212,09**

MATERIALE STAFFE: acciaio inossidabile AISI 304 - 1.4301.
Raccorderie Metalliche garantisce le portate di carico fatto salvo il corretto ancoraggio alla parete. 1 DaN ≈ 1 Kgf

BRACKET MATERIAL: stainless steel AISI 304 - 1.4301.
Raccorderie Metalliche guarantees the load only in the case of a corrrect wall anchorage. 1 daN ≈ 1 kgf

A 50 50

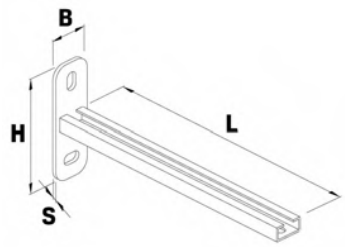

231/32 I

MENSOLA SALDATA A PARETE 32X20X2

- WALL BRACKET
- FERTIGKONSOLE
- CONSOLE
- SOPORTE

MATERIAL: AISI 304 - 1.4301

CODE	L mm	H mm	B mm	S mm	F daN	F1 daN	Q daN	g		€
231280304	280	120	40	4	33	67	67	436	10	**74,10**

Versione con tappo di testa montato.
Raccorderie Metalliche garantisce le portate di carico fatto salvo il corretto ancoraggio alla parete.
1 DaN ≈ 1 Kgf

Version with mounted head cap.
Raccorderie Metalliche guarantees the load only in the case of a corrrect wall anchorage.
1 daN ≈ 1 kgf

A 50 50

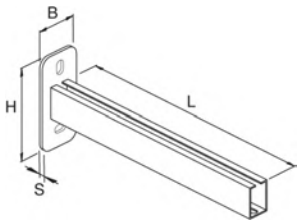

231/40 I

MENSOLA SALDATA A PARETE 40X60X2

- WALL BRACKET
- FERTIGKONSOLE
- CONSOLE
- SOPORTE

MATERIAL: AISI 304 - 1.4301

CODE	L mm	H mm	B mm	S mm	F daN	F1 daN	Q daN	g		€
231600304	600	160	80	5	75	150	150	2080	1	**296,36**

Raccorderie Metalliche garantisce le portate di carico fatto salvo il corretto ancoraggio alla parete.
1 DaN ≈ 1 Kgf

Raccorderie Metalliche guarantees the load only in the case of a corrrect wall anchorage.
1 daN ≈ 1 kgf

A 50 50

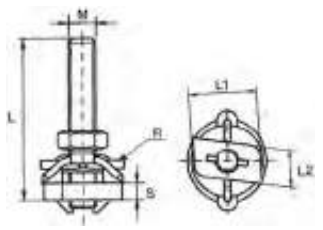

214 TM/Clip INOX

BULLONE TESTA MARTELLO CON CLIP, DADO E RONDELLA

- HAMMER HEAD BOLT WITH CLIP, NUT AND WASHER
- T-BOLZEN MIT CLIP, GEGENMUTTER UND UNTERLEGSCHEIBE VERZINKT
- BOULON POUR PROFILE AVEC CLIP
- TORNILLO GUÍA CON TUERCA Y ARANDELA

MATERIAL: AISI 316 - 1.4401

For fixing rails: 27/18 - 30/15 - 32/20

CODE	M	L mm	L1 mm	L2 mm	S mm	R mm	g			€
214008040I	M 8	40	23	13,5	5	ø 25 thk 2,5	34	10*	100	**12,59**
214010040I	M 10	40	23	13,5	5	ø 25 thk 2,5	48	10*	100	**16,66**

(*) unità minima di vendita / minimum selling quantity

A 50 50

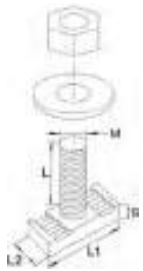

214 TMP INOX

BULLONE TESTA MARTELLO PER PROFILO

- HAMMER HEAD BOLT FOR FIXING RAIL
- T-BOLZEN FÜR PROFIL
- BOULON POUR PROFILE
- TORNILLO GUÍA

MATERIAL: AISI 304 - 1.4301

For fixing rails: 41/41

CODE	Description	M	L mm	L1 mm	L2 mm	S mm	g			€
214008041I	con dado, rondella ø 10,5-40 sp. 3 with nut, washer ø 10,5-40 thk 3	M 8	30	34	21	5	62	20*	100	**10,40**
214010041I		M 10	30	34	21	5	78	10*	100	**10,66**

(*) unità minima di vendita / minimum selling quantity

A 50 50

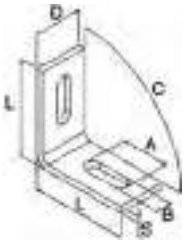

158/212

ANGOLARE PER PROFILO

- CONNECTION PLATE
- MONTAGE-WINKEL
- EQUERRE
- ESCUADRA DE MONTAJE

MATERIAL: AISI 304 - 1.4301

For fixing rails: 27/18

CODE	L mm	S mm	A mm	B mm	degrees	D mm	g		€
158212045	50	5	25	10	135º	25	78	100	**17,19**
158212090	54	5	25	10	90º	25	78	100	**17,19**

A 50 50

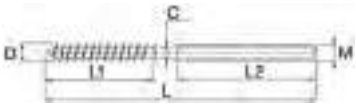

158/216

VITE FERROLEGNO

- BOLT-WOOD SCREW
- HOLZSCHRAUBE
- VIS DOUBLE FILET
- TORNILLO DOBLE ROSCA

MATERIAL: AISI 304 - 1.4301

CODE	M	L mm	L1 mm	L2 mm	C mm	D mm	g		€
158216008	M 8	100	63	23	5	8	27	100	**2,69**
158216010	M 10	120	60	45	7	10	54	100	**3,99**

A 50 50

158/219

TRONCHETTO FILETTATO

- THREADED ROD
- GEWINDESTANGE
- TIGE FILETÉE
- ESPÁRRAGO SEPARADOR

MATERIAL: AISI 304 - 1.4301

CODE	M	L mm	g			€
158219008	M 8	30	10	100*	500	**7,72**
158219010	M 10	30	14	100*	400	**10,25**

(*) unità minima di vendita / minimum selling quantity

A 50 50

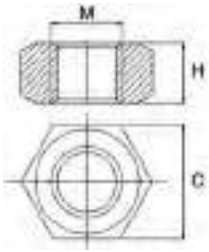

158/215

DADO ESAGONALE MEDIO

- BACK NUT
- 6-KANT GEGENMUTTER
- ÉCROU HEXAGONAL
- TUERCA HEXAGONAL

MATERIAL: AISI 304 - 1.4301

CODE	M	C mm	H mm	g		€
158215008	M 8	13	6,5	4	100	**2,26**
158215010	M 10	17	8	10	100	**2,52**

A 50 50

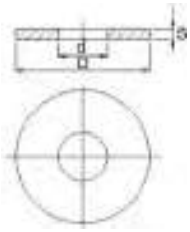

158/218

RONDELLA PIANA

- WASHER
- UNTERLEGSCHEIBE
- RONDELLE
- ARANDELA PLANA

NORM: DIN 9021
MATERIAL: AISI 304 - 1.4301

CODE	M	D mm	d mm	S mm	g		€
158218008	M 8	24	8,4	2	4	100	**1,94**
158218010	M 10	30	10,5	2,5	12	100	**2,45**

A 50 50

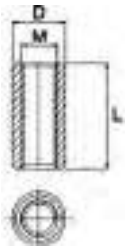

158/220

MANICOTTO DI CONGIUNZIONE

- STUD CONNECTOR
- EINSCHLAGANKER
- RACCORD DE JONCTION FF
- MANGUITO SEPARADOR

MATERIAL: AISI 304 - 1.4301

CODE	M	D mm	L mm	g		€
158220008	M 8	11	30	12	100	**6,20**
158220010	M 10	13	30	15	100	**6,41**

A 50 50



158/264

BARRA FILETTATA

- THREADED ROD
- GEWINDESTANGE
- TIGE FILETÉE
- VARILLA ROSCADA

MATERIAL: AISI 304 - 1.4301

CODE	M	L mm	g		€
158264008	M 8	1000	312	50	**28,32**
158264010	M 10	1000	494	25	**44,55**

A 50 50

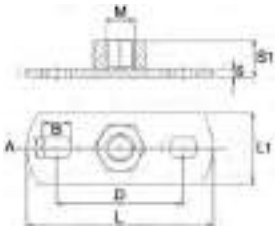

158/263

FLANGIA A MURO

- FIXING FLANGE
- WANDFLANSCHE
- BASE (POINT FIXE) DE FIXATION
- PLETINA FIJACIÓN

MATERIAL: AISI 304 - 1.4301

CODE	M	L mm	L1 mm	S mm	S1 mm	D mm	A x B mm	g		€
158263008	M 8	70	20	2	8,5	53	6,5 x 8,5	26	100	**7,55**
158263010	M 10	70	20	2	10	53	6,5 x 8,5	30	100	**8,80**

A 50 50

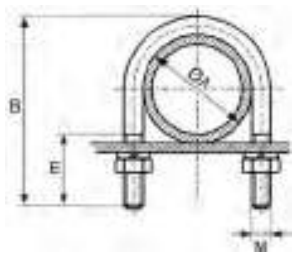

159

CAVALLOTTO PER FISSAGGIO TUBI

- U-BOLT CLAMP
- RUNDSTAHLBÜGEL
- ÉTRIER AVEC ECROUS
- ABARCON

MATERIAL: AISI 304 - 1.4301
NOTE: dado/back nut DIN 934
rondella/washer "grover"

CODE	DN inch	M	A mm	B mm	E mm	g		€
159308304	3/8"	M 6	18	50	35	25	100	4,60
159102304	1/2"	M 6	22	53	35	27	100	4,81
159304304	3/4"	M 6	28	59	35	31	100	5,29
159100304	1"	M 6	34	65	35	34	100	5,58
159114304	1"1/4	M 6	43	74	35	39	100	5,80
159112304	1"1/2	M 8	49	85	40	80	100	6,81
159200304	2"	M 8	61	99	40	94	50	11,39
159212304	2"1/2	M 8	77	113	40	109	50	13,32
159300304	3"	M 8	90	126	40	122	50	14,83
159400304	4"	M 10	115	155	40	235	25	22,40
159500304	5"	M 10	144	184	40	281	25	28,38
159600304	6"	M 10	170	210	40	323	25	32,42
159800304	8"	M 10	221	259	40	401	25	39,57
1591000304	10"	M 10	275	313	40	487	25	45,63

A 50 50

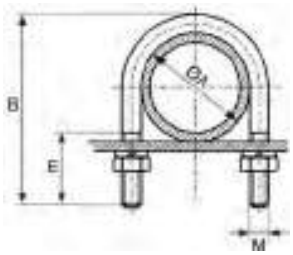

159/M

CAVALLOTTO PER FISSAGGIO TUBI

- U-BOLT CLAMP
- RUNDSTAHLBÜGEL
- ÉTRIER AVEC ECROUS
- ABARCON

MATERIAL: AISI 304 - 1.4301
NOTE: dado/back nut DIN 934
rondella/washer "grover"

CODE	D mm	M	A mm	B mm	E mm	g		€
1590038304	38	M 6	39	70	35	37	100	6,79
1590054304	54	M 8	55	97	40	91	50	11,85
1590065304	65	M 8	66	99	40	95	50	13,00
1590070304	70	M 8	71	102	40	98	50	13,38
1590084304	84	M 8	85	117	40	113	50	15,90
1590104304	104	M 10	105	149	40	224	25	26,25
1590129304	129	M 10	130	170	40	259	25	31,23
1590154304	154	M 10	155	194	40	297	25	35,11
1590204304	204	M 10	206	244	40	377	25	41,94
1590254304	254	M 10	256	294	40	456	25	50,12
1590304304	304	M 10	306	344	50	536	25	57,47
1590354304	354	M 10	356	407	50	627	25	68,91

NOTE

Raccordi a saldare e filettati in acciaio al carbonio

CARBON STEEL WELDING AND THREADED FITTINGS

SCHWEISS-UND GEWINDEFITTTINGE AUS STAHL

RACCORDS EN ACIER FILETÉS ET À SOUDER

RACORES A SOLDAR Y ROSCAR EN ACERO AL CARBONO

Certificazioni / Certifications

QUALITY ASSURANCE SYSTEM IN ACCORDANCE WITH PRESSURE EQUIPMENT DIRECTIVE 2014/68/EU	DGR-0036-QS-W 192/2003/MUC-002
RACCORDERIE METALLICHE S.P.A. ÁLTAL GYÁRTOTT ACÉL HEGESZTHETŐ IDOMOK, CSŐÍVEK, MENETES VÉGEK	A-43/2017

R 10 11

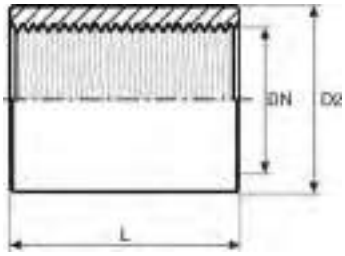

268/Z

MANICOTTO ZINCATO

- GALVANIZED SOCKET
- MUFFE G. L. VERZINKT
- MANCHON GALVANISÉ
- MANGUITO GALVANIZADO

TYPE: International Nr. 16
MATERIAL: P235TR1 - S235 (R.St.37.0)
NORM: UNI / DIN EN 10241 (ex DIN 2986)
THREAD: EN 10226-1 (ex ISO 7/1)

CODE	DN	DN inch	D2 mm	L min mm	g			€
268108001	6	1/8"	14	17	12	200	-	1,66
268104001	8	1/4"	18,5	25	23	200	-	1,47
268308001	10	3/8"	21,3	26	33	150	-	1,47
268102001	15	1/2"	26,4	34	63	150	14400	1,66
268304001	20	3/4"	31,8	36	80	150	8400	2,16
268100001	25	1"	39,5	43	142	100	5600	3,22
268114001	32	1"1/4	48,3	48	189	50	2800	5,07
268112001	40	1"1/2	54,5	48	220	40	2240	6,26
268200001	50	2"	66,3	56	320	25	1400	8,62
268212001	65	2"1/2	82	65	530	6	-	13,52
268300001	80	3"	95	71	680	6	-	19,12
268400001	100	4"	122	83	1100	6	-	37,37
268500001	125	5"	147	92	1531	4	-	92,86
268600001	150	6"	174	92	2212	2	-	170,42

R 10 11

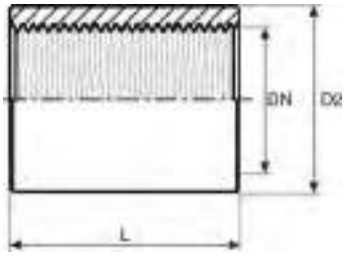

268/N

MANICOTTO NERO

- BLACK SOCKET
- MUFFE G. L. SCHWARZ
- MANCHON NOIR
- MANGUITO NEGRO

TYPE: International Nr. 16
MATERIAL: P235TR1 - S235 (R.St.37.0)
NORM: UNI / DIN EN 10241 (ex DIN 2986)
THREAD: EN 10226-1 (ex ISO 7/1)

CODE	DN	DN inch	D2 mm	L min mm	g			€
268108000	6	1/8"	14	17	12	200	-	**1,56**
268104000	8	1/4"	18,5	25	23	200	-	**1,30**
268308000	10	3/8"	21,3	26	33	150	-	**1,35**
268102000	15	1/2"	26,4	34	63	150	14400	**1,39**
268304000	20	3/4"	31,8	36	80	150	8400	**1,82**
268100000	25	1"	39,5	43	142	100	5600	**2,74**
268114000	32	1"1/4	48,3	48	189	50	2800	**4,23**
268112000	40	1"1/2	54,5	48	220	40	2240	**5,24**
268200000	50	2"	66,3	56	320	25	1400	**7,13**
268212000	65	2"1/2	82	65	530	6	-	**11,31**
268300000	80	3"	95	71	680	6	-	**15,97**
268400000	100	4"	122	83	1100	6	-	**30,92**
268500000	125	5"	147	92	1531	4	-	**76,76**
268600000	150	6"	174	92	2212	2	-	**140,71**

R 10 11

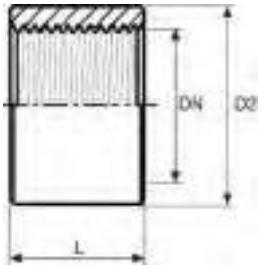

268/M

MEZZO MANICOTTO NERO

- BLACK HALF SOCKET
- MUFFE H. L. SCHWARZ
- DEMI MANCHON NOIR
- MEDIO MANGUITO NEGRO

MATERIAL: P235TR1 - S235 (R.St.37.0)
NORM: UNI / DIN EN 10241 (ex DIN 2986)
THREAD: EN 10226-1 (ex ISO 7/1)

CODE	DN	DN inch	D2 mm	L min mm	g		€
268104102	8	1/4"	18,5	11	10	500	**1,17**
268308102	10	3/8"	21,3	12	16	500	**1,22**
268102120	15	1/2"	26,4	15	28	300	**1,29**
268304102	20	3/4"	31,8	17	36	150	**1,75**
268100102	25	1"	39,5	19,5	64	100	**2,51**
268114102	32	1"1/4	48,3	22	90	50	**3,51**
268112102	40	1"1/2	54,5	22	104	40	**4,38**
268200102	50	2"	66,3	26	150	20	**6,06**
268212102	65	2"1/2	82	30,5	245	12	**9,53**
268300102	80	3"	95	34	320	12	**13,57**
268400102	100	4"	122	40	540	12	**26,29**

R 10 12

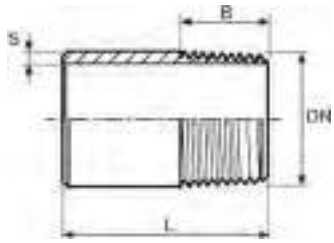

600

TRONCHETTO NERO

- BLACK WELDING NIPPLE
- ANSCHWEISSENDE SCHWARZ
- DEMI MAMELON NOIR
- CARRETE NEGRO ROSCADO

MATERIAL: P235TR1 - S235 (R.St.37.0)
NORM: UNI / DIN EN 10241 (ex DIN 2982)
THREAD: EN 10226-1 (ex ISO 7/1)

CODE	DN	DN inch	DN mm	L mm	B mm	S mm	g		€
600308100	10	3/8"	17		11	2	76	30	2,33
600102100	15	1/2"	21,2		14	2,3	100	30	2,46
600304100	20	3/4"	26,9		16	2,3	135	30	2,88
600100100	25	1"	33,7		18	2,9	210	20	3,97
600114100	32	1"1/4	42,4		20	2,9	260	16	5,25
600112100	40	1"1/2	48,3	100	22	2,9	310	16	6,10
600200100	50	2"	60,3		24	3,2	410	12	7,46
600212100	65	2"1/2	76,1		25	3,6	530	10	15,48
600300100	80	3"	88,9		30	3,6	670	6	17,83
600400100	100	4"	114,3		35	4,2	960	6	29,86
600500100	125	5"	139,7		40	5	1475	4	86,17
600600100	150	6"	168,3		40	6,5	1790	4	104,65
600308150	10	3/8"	17		11	2	100	15	3,45
600102150	15	1/2"	21,2		14	2,3	160	15	3,72
600304150	20	3/4"	26,9		16	2,3	202	15	4,25
600100150	25	1"	33,7		18	2,9	310	10	6,09
600114150	32	1"1/4	42,4		20	2,9	400	8	7,67
600112150	40	1"1/2	48,3	150	22	2,9	430	8	8,90
600200150	50	2"	60,3		24	3,2	640	6	11,26
600212150	65	2"1/2	76,1		25	3,6	840	5	18,61
600300150	80	3"	88,9		30	3,6	1010	4	22,81
600400150	100	4"	114,3		35	4,2	1640	6	38,71
600500150	125	5"	139,7		40	5	2420	4	99,89
600600150	150	6"	168,3		40	6,5	3050	4	119,68
600308200	10	3/8"	17		11	2	150	15	4,42
600102200	15	1/2"	21,2		14	2,3	230	15	4,52
600304200	20	3/4"	26,9		16	2,3	270	15	5,34
600100200	25	1"	33,7		18	2,9	430	10	6,94
600114200	32	1"1/4	42,4		20	2,9	530	8	9,06
600112200	40	1"1/2	48,3	200	22	2,9	600	8	11,00
600200200	50	2"	60,3		24	3,2	870	6	13,80
600212200	65	2"1/2	76,1		25	3,6	1180	5	23,08
600300200	80	3"	88,9		30	3,6	1400	4	28,37
600400200	100	4"	114,3		35	4,2	2180	6	46,05
600500200	125	5"	139,7		40	5	3130	4	114,72
600600200	150	6"	168,3		40	6,5	4840	2	135,84

R 10 13

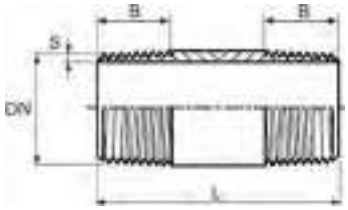

530/N

VITE DI ALLUNGAMENTO BARILOTTO NERO

- BLACK BARREL NIPPLE
- ROHRDOPPELNIPPEL SCHWARZ
- MAMELON NOIR
- CARRETE DE PROLONGACIÓN NEGRO

TYPE: International Nr. 23
MATERIAL: P235TR1 - S235 (R.St.37.0)
NORM: UNI / DIN EN 10241 (ex DIN 2982)
THREAD: EN 10226-1 (ex ISO 7/1)

CODE	DN	DN inch	DN mm	L mm	B mm	S mm	g		€
530308040	10	3/8"	17	40	11	2	35	10	**3,40**
530102040	15	1/2"	21,2		14	2,3	50	10	**2,09**
530304040	20	3/4"	26,9		16	2,3	63	10	**2,13**
530100040	25	1"	33,7		18	2,9	91	20	**2,89**
530114040	32	1"1/4	42,4		20	2,9	128	20	**4,11**
530112040	40	1"1/2	48,3		22	2,9	147	20	**5,01**
530308050	10	3/8"	17	50	11	2	47	10	**3,65**
530102050	15	1/2"	21,2		14	2,3	61	10	**2,11**
530304050	20	3/4"	26,9		16	2,3	73	10	**2,10**
530100050	25	1"	33,7		18	2,9	112	20	**2,91**
530114050	32	1"1/4	42,4		20	2,9	146	20	**4,03**
530112050	40	1"1/2	48,3		22	2,9	162	20	**4,45**
530308060	10	3/8"	17	60	11	2	55	10	**3,13**
530102060	15	1/2"	21,2		14	2,3	72	10	**2,24**
530304060	20	3/4"	26,9		16	2,3	92	10	**2,35**
530100060	25	1"	33,7		18	2,9	132	20	**3,26**
530114060	32	1"1/4	42,4		20	2,9	185	20	**4,47**
530112060	40	1"1/2	48,3		22	2,9	212	20	**5,01**
530200060	50	2"	60,3		24	3,2	296	20	**6,90**
530102070	15	1/2"	21,2	70	14	3	82	30	**2,50**
530304070	20	3/4"	26,9		16	2,3	106	30	**2,78**
530100070	25	1"	33,7		18	2,9	152	20	**3,83**
530308080	10	3/8"	17	80	11	2	72	10	**3,13**
530102080	15	1/2"	21,2		14	2,3	93	30	**2,36**
530304080	20	3/4"	26,9		16	2,3	120	30	**2,68**
530100080	25	1"	33,7		18	2,9	172	20	**3,34**
530114080	32	1"1/4	42,4		20	2,9	241	16	**4,54**
530112080	40	1"1/2	48,3		22	2,9	277	16	**5,42**
530200080	50	2"	60,3		24	3,2	388	12	**8,34**
530212080	65	2"1/2	76,1		25	3,6	553	10	**16,17**
530300080	80	3"	88,9		30	3,6	650	6	**18,22**
530400080	100	4"	114,3		35	4,2	1028	6	**32,30**

R 10 13

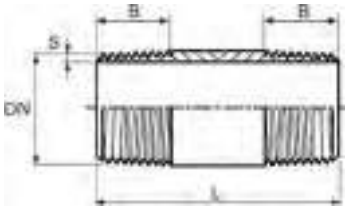

530/N

VITE DI ALLUNGAMENTO BARILOTTO NERO

- BLACK BARREL NIPPLE
- ROHRDOPPELNIPPEL SCHWARZ
- MAMELON NOIR
- CARRETE DE PROLONGACIÓN NEGRO

TYPE: International Nr. 23
MATERIAL: P235TR1 - S235 (R.St.37.0)
NORM: UNI / DIN EN 10241 (ex DIN 2982)
THREAD: EN 10226-1 (ex ISO 7/1)

CODE	DN	DN inch	DN mm	L mm	B mm	S mm	g		€
530308100	10	3/8"	17	100	11	2	89	30	**3,26**
530102100	15	1/2"	21,2		14	2,3	116	30	**2,37**
530304100	20	3/4"	26,9		16	2,3	148	30	**2,73**
530100100	25	1"	33,7		18	2,9	213	20	**3,55**
530114100	32	1"1/4	42,4		20	2,9	298	16	**5,08**
530112100	40	1"1/2	48,3		22	2,9	342	16	**5,99**
530200100	50	2"	60,3		24	3,2	479	12	**8,54**
530212100	65	2"1/2	76,1		25	3,6	684	10	**16,52**
530300100	80	3"	88,9		30	3,6	803	6	**18,83**
530400100	100	4"	114,3		35	4,2	1271	6	**34,20**
530308120	10	3/8"	17	120	11	2	106	15	**3,85**
530102120	15	1/2"	21,2		14	2,3	138	15	**2,67**
530304120	20	3/4"	26,9		16	2,3	176	15	**3,37**
530100120	25	1"	33,7		18	2,9	254	10	**4,40**
530114120	32	1"1/4	42,4		20	2,9	355	8	**6,06**
530112120	40	1"1/2	48,3		22	2,9	408	8	**7,55**
530200120	50	2"	60,3		24	3,2	570	6	**10,12**
530212120	65	2"1/2	76,1		25	3,6	814	5	**18,84**
530300120	80	3"	88,9		30	3,6	918	4	**23,75**
530400120	100	4"	114,3		35	4,2	1513	6	**41,98**
530102140	15	1/2"	21,2	140	14	2,3	160	15	**3,22**
530304140	20	3/4"	26,9		16	2,3	204	15	**3,94**
530100140	25	1"	33,7		18	2,9	294	10	**5,36**
530308150	10	3/8"	17	150	11	2	132	15	**4,23**
530102150	15	1/2"	21,2		14	2,3	171	15	**2,96**
530304150	20	3/4"	26,9		16	2,3	219	15	**3,60**
530100150	25	1"	33,7		18	2,9	315	10	**4,85**
530114150	32	1"1/4	42,4		20	2,9	440	8	**6,25**
530112150	40	1"1/2	48,3		22	2,9	505	8	**8,36**
530200150	50	2"	60,3		24	3,2	707	6	**10,92**
530212150	65	2"1/2	76,1		25	3,6	1009	5	**19,22**
530300150	80	3"	88,9		30	3,6	1186	4	**25,66**
530400150	100	4"	114,3		35	4,2	1876	6	**39,72**
530102160	15	1/2"	21,2	160	14	2,3	182	15	**3,66**
530304160	20	3/4"	26,9		16	2,3	233	15	**4,43**
530100160	25	1"	33,7		18	2,9	335	10	**5,97**
530102180	15	1/2"	21,2	180	14	2,3	203	15	**3,75**
530304180	20	3/4"	26,9		16	2,3	261	15	**4,63**
530100180	25	1"	33,7		18	2,9	376	10	**6,16**

R 10 13

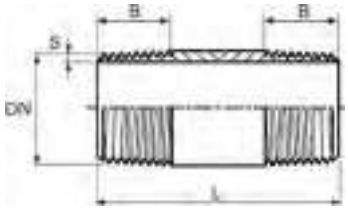

530/N

VITE DI ALLUNGAMENTO BARILOTTO NERO

- BLACK BARREL NIPPLE
- ROHRDOPPELNIPPEL SCHWARZ
- MAMELON NOIR
- CARRETE DE PROLONGACIÓN NEGRO

TYPE: International Nr. 23
MATERIAL: P235TR1 - S235 (R.St.37.0)
NORM: UNI / DIN EN 10241 (ex DIN 2982)
THREAD: EN 10226-1 (ex ISO 7/1)

CODE	DN	DN inch	DN mm	L mm	B mm	S mm	g		€
530308200	10	3/8"	17		11	2	174	15	**5,01**
530102200	15	1/2"	21,2		14	2,3	225	15	**3,60**
530304200	20	3/4"	26,9		16	2,3	289	15	**4,28**
530100200	25	1"	33,7		18	2,9	416	10	**6,14**
530114200	32	1"1/4	42,4	200	20	2,9	582	8	**8,22**
530112200	40	1"1/2	48,3		22	2,9	668	8	**9,64**
530200200	50	2"	60,3		24	3,2	935	6	**12,61**
530212200	65	2"1/2	76,1		25	3,6	1180	5	**22,14**
530300200	80	3"	88,9		30	3,6	1568	4	**28,18**
530400200	100	4"	114,3		35	4,2	2481	6	**44,31**
530308250	10	3/8"	17		11	2	217	15	**7,42**
530102250	15	1/2"	21,2		14	2,3	281	15	**5,71**
530304250	20	3/4"	26,9		16	2,3	360	15	**6,28**
530100250	25	1"	33,7		18	2,9	518	10	**8,34**
530114250	32	1"1/4	42,4	250	20	2,9	724	8	**10,91**
530112250	40	1"1/2	48,3		22	2,9	831	8	**13,32**
530200250	50	2"	60,3		24	3,2	1163	6	**16,94**
530212250	65	2"1/2	76,1		25	3,6	1660	5	**27,18**
530300250	80	3"	88,9		30	3,6	1951	4	**32,38**
530400250	100	4"	114,3		35	4,2	3086	4	**52,35**
530308300	10	3/8"	17		11	2	259	15	**8,33**
530102300	15	1/2"	21,2		14	2,3	336	15	**5,90**
530304300	20	3/4"	26,9		16	2,3	430	15	**6,74**
530100300	25	1"	33,7		18	2,9	619	10	**9,22**
530114300	32	1"1/4	42,4	300	20	2,9	866	8	**12,81**
530112300	40	1"1/2	48,3		22	2,9	994	8	**15,21**
530200300	50	2"	60,3		24	3,2	1391	6	**18,95**
530212300	65	2"1/2	76,1		25	3,6	1953	5	**31,97**
530300300	80	3"	88,9		30	3,6	2666	4	**38,24**
530400300	100	4"	114,3		35	4,2	3691	4	**58,47**
530102400	15	1/2"	21,2		14	2,3	450	10	**7,64**
530304400	20	3/4"	26,9	400	16	2,3	590	10	**9,04**
530100400	25	1"	33,7		18	2,9	826	5	**12,46**
530102500	15	1/2"	21,2		14	2,3	555	10	**9,16**
530304500	20	3/4"	26,9	500	16	2,3	740	10	**10,92**
530100500	25	1"	33,7		18	2,9	1033	5	**15,69**

R 10 13

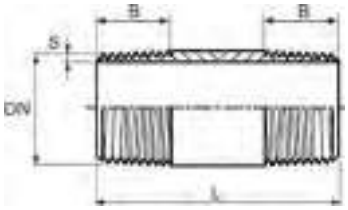

530/Z

VITE DI ALLUNGAMENTO BARILOTTO ZINCATO

- GALVANISED BARREL NIPPLE
- ROHRDOPPELNIPPEL VERZINKT
- MAMELON GALVANISÉ
- CARRETE DE PROLONGACIÓN GALVANIZADO

TYPE: International Nr. 23
MATERIAL: P235TR1 - S235 (R.St.37.0)
NORM: UNI / DIN EN 10241 (ex DIN 2982)
THREAD: EN 10226-1 (ex ISO 7/1)
GALVANIZATION: EN 10240 A1

CODE	DN	DN inch	DN mm	L mm	B mm	S mm	g		€
530308043	10	3/8"	17		11	2	35	10	**2,73**
530102043	15	1/2"	21,2		14	2,3	50	10	**2,63**
530304043	20	3/4"	26,9		16	2,3	63	10	**2,93**
530100043	25	1"	33,7	40	18	2,9	91	20	**3,41**
530114043	32	1"1/4	42,4		20	2,9	128	20	**4,62**
530112043	40	1"1/2	48,3		22	2,9	147	20	**5,53**
530200043	50	2"	60,3		24	3,2	205	20	**6,42**
530308053	10	3/8"	17		11	2	47	10	**5,18**
530102053	15	1/2"	21,2		14	2,3	61	10	**2,65**
530304053	20	3/4"	26,9		16	2,3	73	10	**2,93**
530100053	25	1"	33,7	50	18	2,9	112	20	**3,75**
530114053	32	1"1/4	42,4		20	2,9	146	20	**5,07**
530112053	40	1"1/2	48,3		22	2,9	162	20	**5,75**
530200053	50	2"	60,3		24	3,2	251	20	**6,56**
530308063	10	3/8"	17		11	2	55	10	**3,22**
530102063	15	1/2"	21,2		14	2,3	72	10	**2,32**
530304063	20	3/4"	26,9		16	2,3	92	10	**2,60**
530100063	25	1"	33,7	60	18	2,9	132	20	**3,41**
530114063	32	1"1/4	42,4		20	2,9	185	20	**4,49**
530112063	40	1"1/2	48,3		22	2,9	212	20	**5,17**
530200063	50	2"	60,3		24	3,2	296	20	**7,58**
530308073	10	3/8"	17		11	2	64	10	**3,53**
530102073	15	1/2"	21,2		14	2,3	82	30	**2,61**
530304073	20	3/4"	26,9		16	2,3	106	30	**3,16**
530100073	25	1"	33,7	70	18	2,9	152	20	**4,43**
530114073	32	1"1/4	42,4		20	2,9	213	20	**4,95**
530112073	40	1"1/2	48,3		22	2,9	244	20	**5,74**
530200073	50	2"	60,3		24	3,2	315	20	**8,30**
530308083	10	3/8"	17		11	2	72	10	**3,45**
530102083	15	1/2"	21,2		14	2,3	93	30	**2,27**
530304083	20	3/4"	26,9		16	2,3	120	30	**2,73**
530100083	25	1"	33,7		18	2,9	172	20	**3,85**
530114083	32	1"1/4	42,4	80	20	2,9	241	16	**5,01**
530112083	40	1"1/2	48,3		22	2,9	277	16	**5,70**
530200083	50	2"	60,3		24	3,2	388	12	**8,32**
530212083	65	2"1/2	76,1		25	3,6	553	10	**16,33**
530300083	80	3"	88,9		30	3,6	650	6	**18,55**
530400083	100	4"	114,3		35	4,2	1028	6	**33,45**

R 10 13

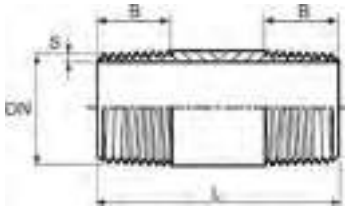

530/Z

VITE DI ALLUNGAMENTO BARILOTTO ZINCATO

- GALVANISED BARREL NIPPLE
- ROHRDOPPELNIPPEL VERZINKT
- MAMELON GALVANISÉ
- CARRETE DE PROLONGACIÓN GALVANIZADO

TYPE: International Nr. 23
MATERIAL: P235TR1 - S235 (R.St.37.0)
NORM: UNI / DIN EN 10241 (ex DIN 2982)
THREAD: EN 10226-1 (ex ISO 7/1)
GALVANIZATION: EN 10240 A1

CODE	DN	DN inch	DN mm	L mm	B mm	S mm	g		€
530102093	15	1/2"	21,2	90	14	2,3	104	30	2,58
530304093	20	3/4"	26,9		16	2,3	134	30	3,30
530100093	25	1"	33,7		18	2,9	193	20	4,39
530114093	32	1"1/4	42,4		20	2,9	270	16	5,52
530112093	40	1"1/2	48,3		22	2,9	310	16	6,39
530200093	50	2"	60,3		24	3,2	433	12	9,42
530308103	10	3/8"	17	100	11	2	89	30	3,82
530102103	15	1/2"	21,2		14	2,3	116	30	2,53
530304103	20	3/4"	26,9		16	2,3	148	30	3,20
530100103	25	1"	33,7		18	2,9	213	20	4,21
530114103	32	1"1/4	42,4		20	2,9	298	16	5,16
530112103	40	1"1/2	48,3		22	2,9	342	16	6,13
530200103	50	2"	60,3		24	3,2	479	12	9,16
530212103	65	2"1/2	76,1		25	3,6	684	10	17,23
530300103	80	3"	88,9		30	3,6	803	6	19,79
530400103	100	4"	114,3		35	4,2	1271	6	35,40
530102113	15	1/2"	21,2	110	14	2,3	127	15	2,88
530304113	20	3/4"	26,9		16	2,3	162	15	3,58
530100113	25	1"	33,7		18	2,9	233	10	4,90
530308123	10	3/8"	17	120	11	2	106	15	4,58
530102123	15	1/2"	21,2		14	2,3	138	15	3,12
530304123	20	3/4"	26,9		16	2,3	176	15	3,69
530100123	25	1"	33,7		18	2,9	254	10	5,24
530114123	32	1"1/4	42,4		20	2,9	355	8	6,52
530112123	40	1"1/2	48,3		22	2,9	408	8	8,03
530200123	50	2"	60,3		24	3,2	570	6	10,57
530212123	65	2"1/2	76,1		25	3,6	814	5	19,16
530300123	80	3"	88,9		30	3,6	918	4	26,08
530400123	100	4"	114,3		35	4,2	1513	6	41,45
530102133	15	1/2"	21,2	130	14	2,3	149	15	3,49
530304133	20	3/4"	26,9		16	2,3	190	15	4,07
530102143	15	1/2"	21,2	140	14	2,3	160	15	3,66
530304143	20	3/4"	26,9		16	2,3	204	15	4,19
530100143	25	1"	33,7		18	2,9	294	10	5,88
530114143	32	1"1/4	42,4		20	2,9	412	8	8,00
530112143	40	1"1/2	48,3		22	2,9	473	8	9,18
530200143	50	2"	60,3		24	3,2	661	6	11,97

R 10 13

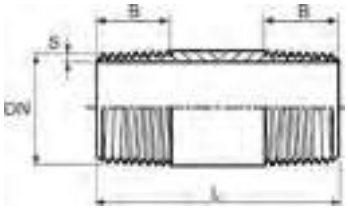

530/Z

VITE DI ALLUNGAMENTO BARILOTTO ZINCATO

- GALVANISED BARREL NIPPLE
- ROHRDOPPELNIPPEL VERZINKT
- MAMELON GALVANISÉ
- CARRETE DE PROLONGACIÓN GALVANIZADO

TYPE: International Nr. 23
MATERIAL: P235TR1 - S235 (R.St.37.0)
NORM: UNI / DIN EN 10241 (ex DIN 2982)
THREAD: EN 10226-1 (ex ISO 7/1)
GALVANIZATION: EN 10240 A1

CODE	DN	DN inch	DN mm	L mm	B mm	S mm	g		€
530308153	10	3/8"	17	150	11	2	132	15	**4,98**
530102153	15	1/2"	21,2		14	2,3	171	15	**3,22**
530304153	20	3/4"	26,9		16	2,3	219	15	**3,82**
530100153	25	1"	33,7		18	2,9	315	10	**5,50**
530114153	32	1"1/4	42,4		20	2,9	440	8	**7,35**
530112153	40	1"1/2	48,3		22	2,9	505	8	**8,40**
530200153	50	2"	60,3		24	3,2	707	6	**10,95**
530212153	65	2"1/2	76,1		25	3,6	1009	5	**19,89**
530300153	80	3"	88,9		30	3,6	1186	4	**26,85**
530400153	100	4"	114,3		35	4,2	1876	6	**44,50**
530102163	15	1/2"	21,2	160	14	2,3	182	15	**4,61**
530304163	20	3/4"	26,9		16	2,3	233	15	**5,27**
530100163	25	1"	33,7		18	2,9	335	10	**7,81**
530114163	32	1"1/4	42,4		20	2,9	468	8	**8,17**
530112163	40	1"1/2	48,3		22	2,9	538	8	**11,39**
530200163	50	2"	60,3		24	3,2	752	6	**14,72**
530308183	10	3/8"	17	180	11	2	157	15	**6,38**
530102183	15	1/2"	21,2		14	2,3	203	15	**4,61**
530304183	20	3/4"	26,9		16	2,3	261	15	**5,27**
530100183	25	1"	33,7		18	2,9	376	10	**7,81**
530114183	32	1"1/4	42,4		20	2,9	525	8	**9,86**
530112183	40	1"1/2	48,3		22	2,9	603	8	**11,39**
530200183	50	2"	60,3		24	3,2	844	6	**14,72**
530212183	65	2"1/2	76,1		25	3,6	1204	5	**22,61**
530300183	80	3"	88,9		30	3,6	1415	6	**28,40**
530400183	100	4"	114,3		35	4,2	2239	6	**47,10**
530308203	10	3/8"	17	200	11	2	174	15	**5,85**
530102203	15	1/2"	21,2		14	2,3	225	15	**4,23**
530304203	20	3/4"	26,9		16	2,3	289	15	**5,07**
530100203	25	1"	33,7		18	2,9	416	10	**6,94**
530114203	32	1"1/4	42,4		20	2,9	582	8	**8,95**
530112203	40	1"1/2	48,3		22	2,9	668	8	**10,52**
530200203	50	2"	60,3		24	3,2	935	6	**14,34**
530212203	65	2"1/2	76,1		25	3,6	1180	5	**23,87**
530300203	80	3"	88,9		30	3,6	1568	4	**30,37**
530400203	100	4"	114,3		35	4,2	2481	6	**49,82**
530308253	10	3/8"	17	250	11	2	217	15	**8,58**
530102253	15	1/2"	21,2		14	2,3	281	15	**6,01**
530304253	20	3/4"	26,9		16	2,3	360	15	**6,71**
530100253	25	1"	33,7		18	2,9	518	10	**9,70**
530114253	32	1"1/4	42,4		20	2,9	724	8	**12,53**

R 10 13

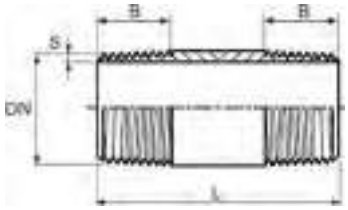

530/Z

VITE DI ALLUNGAMENTO BARILOTTO ZINCATO

- GALVANISED BARREL NIPPLE
- ROHRDOPPELNIPPEL VERZINKT
- MAMELON GALVANISÉ
- CARRETE DE PROLONGACIÓN GALVANIZADO

TYPE: International Nr. 23
MATERIAL: P235TR1 - S235 (R.St.37.0)
NORM: UNI / DIN EN 10241 (ex DIN 2982)
THREAD: EN 10226-1 (ex ISO 7/1)
GALVANIZATION: EN 10240 A1

CODE	DN	DN inch	DN mm	L mm	B mm	S mm	g		€
530112253	40	1"1/2	48,3		22	2,9	831	8	**14,78**
530200253	50	2"	60,3		24	3,2	1163	6	**18,61**
530212253	65	2"1/2	76,1	250	25	3,6	1660	5	**28,89**
530300253	80	3"	88,9		30	3,6	1951	4	**33,13**
530400253	100	4"	114,3		35	4,2	3086	4	**53,39**
530308303	10	3/8"	17		11	2	259	15	**10,31**
530102303	15	1/2"	21,2		14	2,3	336	15	**6,81**
530304303	20	3/4"	26,9		16	2,3	430	15	**8,25**
530100303	25	1"	33,7		18	2,9	619	10	**11,54**
530114303	32	1"1/4	42,4	300	20	2,9	866	8	**14,55**
530112303	40	1"1/2	48,3		22	2,9	994	8	**16,94**
530200303	50	2"	60,3		24	3,2	1391	6	**22,97**
530212303	65	2"1/2	76,1		25	3,6	1953	5	**33,06**
530300303	80	3"	88,9		30	3,6	2666	4	**40,18**
530400303	100	4"	114,3		35	4,2	3691	4	**66,44**
530308403	10	3/8"	17		11	2	330	15	**10,88**
530102403	15	1/2"	21,2		14	2,3	450	10	**8,78**
530304403	20	3/4"	26,9		16	2,3	590	10	**10,79**
530100403	25	1"	33,7		18	2,9	826	5	**15,29**
530114403	32	1"1/4	42,4	400	20	2,9	1270	5	**19,22**
530112403	40	1"1/2	48,3		22	2,9	1330	5	**22,38**
530200403	50	2"	60,3		24	3,2	1910	3	**31,20**
530212403	65	2"1/2	76,1		25	3,6	2400	4	**39,54**
530300403	80	3"	88,9		30	3,6	2808	4	**52,12**
530400403	100	4"	114,3		35	4,2	4550	3	**88,62**
530308503	10	3/8"	17		11	2	420	15	**11,69**
530102503	15	1/2"	21,2		14	2,3	555	10	**10,38**
530304503	20	3/4"	26,9		16	2,3	740	10	**13,01**
530100503	25	1"	33,7		18	2,9	1033	5	**18,45**
530114503	32	1"1/4	42,4	500	20	2,9	1585	5	**23,12**
530112503	40	1"1/2	48,3		22	2,9	1660	5	**26,88**
530200503	50	2"	60,3		24	3,2	2384	3	**36,52**
530212503	65	2"1/2	76,1		25	3,6	3320	4	**47,39**
530300503	80	3"	88,9		30	3,6	3902	4	**63,82**
530400503	100	4"	114,3		35	4,2	6172	3	**108,24**
530102603	15	1/2"	21,2		14	2,3	680	10	**15,99**
530304603	20	3/4"	26,9	600	16	2,3	860	10	**18,51**
530100603	25	1"	33,7		18	2,9	1240	5	**27,93**

R 10 13

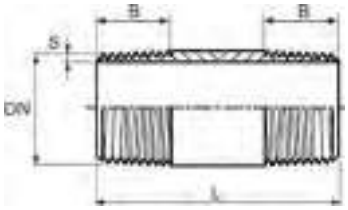

530/Z

VITE DI ALLUNGAMENTO BARILOTTO ZINCATO

- GALVANISED BARREL NIPPLE
- ROHRDOPPELNIPPEL VERZINKT
- MAMELON GALVANISÉ
- CARRETE DE PROLONGACIÓN GALVANIZADO

TYPE: International Nr. 23
MATERIAL: P235TR1 - S235 (R.St.37.0)
NORM: UNI / DIN EN 10241 (ex DIN 2982)
THREAD: EN 10226-1 (ex ISO 7/1)
GALVANIZATION: EN 10240 A1

CODE	DN	DN inch	DN mm	L mm	B mm	S mm	g		€
530102703	15	1/2"	21,2		14	2,3	790	10	**18,41**
530304703	20	3/4"	26,9	700	16	2,3	1020	10	**21,24**
530100703	25	1"	33,7		18	2,9	1550	5	**36,08**
530102803	15	1/2"	21,2		14	2,3	900	10	**20,66**
530304803	20	3/4"	26,9	800	16	2,3	1180	10	**24,19**
530100803	25	1"	33,7		16	2,9	1865	5	**40,50**
5301021003	15	1/2"	21,2		14	2,3	1110	10	**25,50**
5303041003	20	3/4"	26,9	1000	16	2,3	1480	10	**31,77**
5301001003	25	1"	33,7		18	2,9	2325	5	**45,56**
5301021503	15	1/2"	21,2		14	2,3	1646	10	**41,76**
5303041503	20	3/4"	26,9	1500	16	2,3	2200	10	**47,65**
5301001503	25	1"	33,7		18	2,9	3200	5	**69,57**
5301022003	15	1/2"	21,2		14	2,3	2257	10	**55,47**
5303042003	20	3/4"	26,9	2000	16	2,3	2800	10	**63,98**
5301002003	25	1"	33,7		18	2,9	4528	5	**93,18**

R 10 13

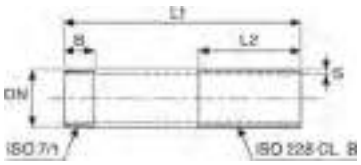

532

VITE DI ALLUNGAMENTO CONICA-CILINDRICA, ZINCATA, SCORREVOLE

- SLIDING BARREL NIPPLE
- LANGEGEWINDE VERZINKT
- MAMELON GALVANISÉ AVEC FILETAGE CONIQUE ET CYLINDRIQUE
- CARRETE DE PROLONGACIÓN CONICO CILINDRICO GALVANIZADO

TYPE: International Nr. 4/b
MATERIAL: P235TR1 - S235 (R.St.37.0)
NORM: DIN 2981
THREAD: vedi disegno/see drawing
GALVANIZATION: EN 10240 A1

CODE	DN	DN inch	DN mm	S mm	L1 mm	L2 min mm	B mm	g		€
532308100	10	3/8"	17,2	2	100	40	11	61	30	**6,08**
532102100	15	1/2"	21,2	2,3	100	50	14	85	30	**6,41**
532304120	20	3/4"	26,9	2,3	120	55	16	136	15	**8,45**
532100140	25	1"	33,7	2,9	140	60	18	230	10	**8,89**
532114150	32	1"1/4	42,4	2,9	150	70	20	320	8	**16,74**
532112150	40	1"1/2	48,3	2,9	150	70	22	407	8	**20,32**
532200170	50	2"	60,3	3,2	170	81	24	680	6	**26,25**

R 10 14

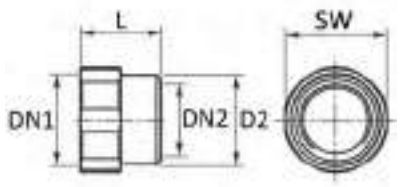

240

MANICOTTO RIDOTTO FF ZINCATO

- GALVANIZED REDUCTION SOCKET
- REDUZIERMUFFE VERZINKT
- MANCHON REDUIT GALVANISÉ
- MANGUITO REDUCCIÓN GALVANIZADO

TYPE: International Nr. 17
NORM: UNI / DIN EN 10241 (ex DIN 2982)
THREAD: EN 10226-1 (ex ISO 7/1)

CODE	DN1	DN2	DN1 inch	DN2 inch	D2 mm	L mm	SW mm	g			€
240104108	8	6	1/4"	1/8"	12,5	22	20	27	10*	200	**3,01**
240308104	10	8	3/8"	1/4"	17	22	20	22	10	200*	**1,98**
240102104	15	8	1/2"	1/4"	17	27	24	31	10*	200	**2,81**
240308102	15	10	1/2"	3/8"	21	25,5	24	31	10	200*	**2,58**
240304308	20	10	3/4"	3/8"	22	24	30	40	10*	100	**3,87**
240102304	20	15	3/4"	1/2"	25	27	30	41	10	100*	**3,31**
240100102	25	15	1"	1/2"	26,5	30	38	81	10*	100	**6,06**
240304100	25	20	1"	3/4"	33	30	38	90	10*	100	**5,60**
240114100	32	25	1"1/4	1"	46	33,5	50	227	10*	50	**25,19**

(*) unità minima di vendita / minimum selling quantity

R 10 14

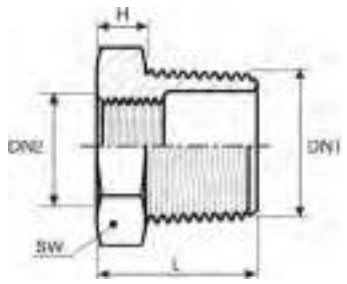

241

RIDUZIONE MF ZINCATO

- GALVANIZED REDUCING BUSH M/F
- 6-KANT REDUZIERSTÜCK VERZINKT
- REDUCTION MF GALVANISÉ
- TUERCA REDUCCIÓN GALVANIZADO

TYPE: International Nr. 33
NORM: UNI / DIN EN 10241 (ex DIN 2982)
THREAD: EN 10226-1 (ex ISO 7/1)

CODE	DN1	DN2	DN1 x DN2 inch	L min mm	H mm	SW mm	g			€
241104184	8	6	1/4" x 1/8"	15	5,5	14	12	10	100*	**1,60**
241308184	10	6	3/8" x 1/8"	17	5	19	20	10*	100	**1,66**
241308144	10	8	3/8" x 1/4"	17	5	19	16	10	200*	**1,14**
241102184	15	6	1/2" x 1/8"	21	7	22	43	10*	100	**2,08**
241102144	15	8	1/2" x 1/4"	22,5	6	22	28	10	200*	**1,33**
241102384	15	10	1/2" x 3/8"	21	6	22	21	10	200*	**1,24**
241304184	20	6	3/4" x 1/8"	21	7	27	58	10*	100	**2,84**
241304144	20	8	3/4" x 1/4"	24,5	6	30	55	10*	100	**2,26**
241304384	20	10	3/4" x 3/8"	24,5	6	30	44	10	100*	**1,91**
241304124	20	15	3/4" x 1/2"	24	6	30	46	10	100*	**1,75**
241100384	25	10	1" x 3/8"	21	7	34	84	10*	100	**4,60**
241100124	25	15	1" x 1/2"	21	7	34	76	10	100*	**3,91**
241100344	25	20	1" x 3/4"	21,5	7	34	75	10	100*	**3,65**
241114104	32	25	1"1/4 x 1"	23	7	41	110	5	25*	**10,79**
241112144	40	32	1"1/2 x 1"1/4	23,5	7	50	128	5	25*	**36,89**
241200104	50	25	2" x 1"	27	7	60	397	5*	25	**44,34**
241200144	50	32	2" x 1"1/4	27	7	60	260	5*	25	**49,07**
241200124	50	40	2" x 1"1/2	27	7	60	198	5*	25	**48,91**

(*) unità minima di vendita / minimum selling quantity

R 10 14

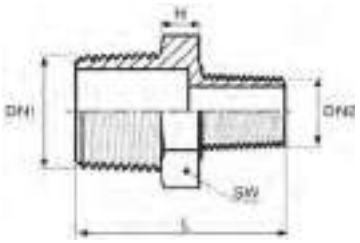

245

VITE DOPPIA RIDOTTA ZINCATA

- GALVANIZED HEXAGON NIPPLE REDUCED
- 6-KANT DOPPELNIPPEL REDUZIERT VERZINKT
- MAMELON REDUIT GALVANISÉ
- MACHÓN REDUCIDO GALVANIZADO

TYPE: International Nr. 34
NORM: UNI / DIN EN 10241 (ex DIN 2982)
THREAD: EN 10226-1 (ex ISO 7/1)

CODE	DN1	DN2	DN1 x DN2 inch	L min mm	Tol L mm	H mm	SW mm	g			€
245104184	8	6	1/4" x 1/8"	25	± 0,5	5	15	15	10*	100	2,05
245308184	10	6	3/8" x 1/8"	24,5	± 0,5	4,5	17	17	10*	100	2,43
245308144	10	8	3/8" x 1/4"	28	± 0,5	6	19	18	10	200*	1,48
245102184	15	6	1/2" x 1/8"	27	± 0,5	5	22	32	10*	100	3,13
245102144	15	8	1/2" x 1/4"	34	± 0,5	6,5	22	35	10	200*	2,10
245102384	15	10	1/2" x 3/8"	34	± 0,5	6,5	22	35	10	100*	1,61
245304144	20	8	3/4" x 1/4"	31	± 1	7,5	27	52	10*	100	3,86
245304384	20	10	3/4" x 3/8"	34	± 1	7	27	57	10*	100	3,18
245304124	20	15	3/4" x 1/2"	34	± 1	7	27	58	10	100*	2,90
245100124	25	15	1" x 1/2"	34,5	± 1	6,5	34	92	10*	100	5,51
245100344	25	20	1" x 3/4"	34,5	± 1	6,5	34	91	10	50*	5,32
245114104	32	25	1"1/4 x 1"	38	± 1	7	42	133	5	25*	21,86
245112144	40	32	1"1/2 x 1"1/4	41	± 1	7	50	175	5*	25	37,73
245200104	50	25	2" x 1"	41	± 1	8	60	335	5*	25	57,07
245200144	50	32	2" x 1"1/4	41	± 1	5	60	220	5*	25	55,83
245200124	50	40	2" x 1"1/2	43	± 1	7	60	250	5*	25	55,83

(*) unità minima di vendita / minimum selling quantity

R 10 14

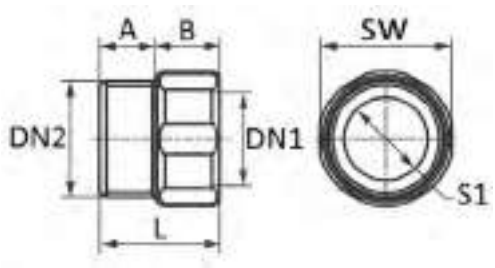

246/A

MANICOTTO RIDOTTO FM (PROLUNGA RIDOTTA) MM 15 ZINCATA

- GALVANIZED F/M REDUCING SOCKET
- REDUZIERMUFFE I/A VERZINKT
- MANCHON REDUIT FM DE PROLONGEMENT GALVANISÉ
- MANGUITO UNION REDUCIDO HM GALVANIZADO

THREAD: ISO 228/1 (ex DIN 259)

CODE	DN1	DN2	DN1 inch	DN2 inch	L mm	A mm	B mm	S1 mm	SW mm	g			€
246381201	10	15	3/8"	1/2"	26,5	11,5	15	15	24	41	10*	100	2,54
246123401	15	20	1/2"	3/4"	27,5	12,5	15	19	30	68	10*	100	3,45
246341100	20	10	3/4"	1"	29	14	15	24,5	38	108	10*	100	5,84

(*) unità minima di vendita / minimum selling quantity

R 10 14

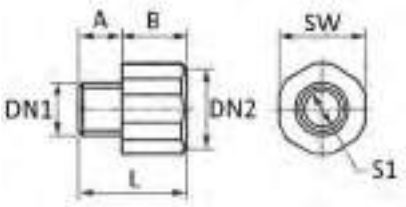

246

MANICOTTO RIDOTTO MF (PROLUNGA RIDOTTA) ZINCATA

- GALVANIZED M/F REDUCING SOCKET
- REDUZIERMUFFE A/I VERZINKT
- MANCHON REDUIT MF DE PROLONGEMENT GALVANISÉ
- MANGUITO UNION REDUCIDO MH GALVANIZADO

THREAD: ISO 228/1 (ex DIN 259)

CODE	DN1	DN2	DN1 inch	DN2 inch	L mm	A mm	B mm	S1 mm	SW mm	g			€
246104108	6	8	1/8"	1/4"	24	10	14	5	17	17	10*	100	**2,36**
246104308	8	10	1/4"	3/8"	22	10	12	8	20	22	10	100*	**1,77**
246308102	10	15	3/8"	1/2"	25	10	15	9**	25	30	10	200*	**1,52**
246308304	10	20	3/8"	3/4"	28	13	15	9	30	45	10*	200	**3,55**
246102304	15	20	1/2"	3/4"	26	11	15	12**	30	39	10	100*	**2,54**
246102100	15	25	1/2"	1"	25	10	15	12	38	71	10*	100	**6,72**
246304100	20	25	3/4"	1"	29,5	14,5	15	17	38	78	10	100*	**4,41**
246100114	25	32	1"	1"1/4	34	15	19	24	46	165	10*	50	**14,42**

(*) unità minima di vendita / minimum selling quantity
(**) foro esagonale / hexagonal hole

R 10 14

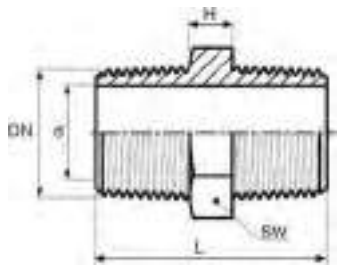

280

VITE DOPPIA ZINCATA

- GALVANIZED HEXAGON NIPPLE
- 6-KANT DOPPELNIPPEL VERZINKT
- MAMELON DOUBLE GALVANISÉ
- MACHÓN DOBLE GALVANIZADO

TYPE: International Nr. 34
NORM: UNI / DIN EN 10241 (ex DIN 2982)
THREAD: EN 10226-1 (ex ISO 7/1)

CODE	DN	DN inch	L mm	SW mm	H mm	d mm	g			€
280108004	6	1/8"	25	15	5	6	11	10*	100	**2,12**
280104004	8	1/4"	24	14	4,5	7	17	10	200*	**1,31**
280308004	10	3/8"	28	20	5	10	25	10	200*	**1,33**
280102004	15	1/2"	33,5	22	5,5	12	41	10	100*	**1,58**
280304004	20	3/4"	40	32	6	19	70	10	50*	**2,05**
280100004	25	1"	34,5	34	6,5	24	117	10	50*	**4,43**
280114004	32	1"1/4	37	42	7	32	154	10*	50	**10,90**
280112004	40	1"1/2	43	50	7	39	205	5*	25	**35,18**
280200004	50	2"	42,5	60	8,5	48,5	327	5*	25	**54,37**

(*) unità minima di vendita / minimum selling quantity

R 10 14

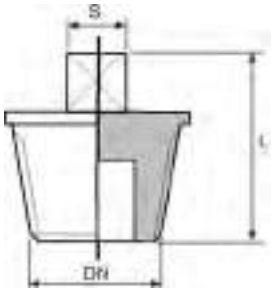

290

TAPPO MASCHIO CON BORDO, TESTA QUADRA ZINCATO

- GALVANIZED BEADED PLUG
- 4-KANT STOPFEN MIT RAND VERZINKT
- BOUCHON MALE AVEC BOURRELET À TETE CARRÉ GALVANISÉ
- TAPÓN MACHO CON REBORDE GALVANIZADO

NORM: UNI / DIN EN 10241 (ex DIN 2982)
THREAD: EN 10226-1 (ex ISO 7/1)

CODE	DN	DN inch	S mm	L mm	g			€
290108001	6	1/8"	7	14	7	10	100*	**1,07**
290104001	8	1/4"	9	18	14	10	100*	**1,07**
290308001	10	3/8"	10	20	23	10	200*	**1,20**
290102001	15	1/2"	12	24	40	10	200*	**1,20**
290304001	20	3/4"	17	27	74	10	100*	**1,89**
290100001	25	1"	19	33	145	10	100*	**3,01**

(*) unità minima di vendita / minimum selling quantity

R 10 14

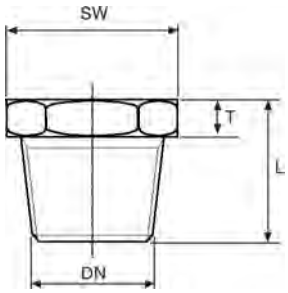

292

TAPPO MASCHIO TESTA ESAGONALE ZINCATO

- GALVANIZED HEXAGONAL PLUG
- 6-KANT STOPFEN VERZINKT
- BOUCHON MALE HEXAGONAL GALVANISÉ
- TAPÓN MACHO HEXAGONAL GALVANIZADO

NORM: UNI / DIN EN 10241 (ex DIN 2982)
THREAD: EN 10226-1 (ex ISO 7/1)

CODE	DN	DN inch	T mm	SW mm	L mm	g			€
292104001	8	1/4"	4,5	14	15	10	10	200*	**0,93**
292308001	10	3/8"	5	19	17	23	10	200*	**0,93**
292102001	15	1/2"	6	22	20	30	10	200*	**1,05**
292304001	20	3/4"	6	30	24	74	10	100*	**1,69**
292100001	25	1"	8	36	26	146	10	100*	**3,98**
292114001	32	1"1/4	7	41	23	127	5*	50	**9,36**
292112001	40	1"1/2	7,5	50	25	207	5*	50	**25,88**
292200001	50	2"	7,5	60	25	312	5*	25	**40,51**

(*) unità minima di vendita / minimum selling quantity

R 10 14

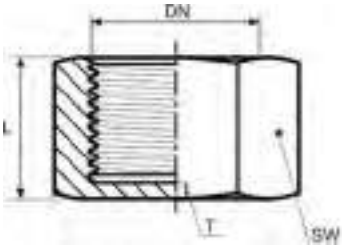

300

CALOTTA ESAGONALE ZINCATA

- GALVANIZED HEXAGONAL CAP
- 6-KANT KAPPE VERZINKT
- BOUCHON FEMELLE HEXAGONAL GALVANISÉ
- TAPÓN HEMBRA HEXAGONAL GALVANIZADO

TYPE: International Nr. 19
NORM: UNI / DIN EN 10241 (ex DIN 2982)
THREAD: EN 10226-1 (ex ISO 7/1)

CODE	DN	DN inch	T mm	SW mm	L mm	g			€
300104004	8	1/4"	3,5	17	15	18	10	200*	**1,66**
300308004	10	3/8"	3,5	21	17	30	10	200*	**1,19**
300102004	15	1/2"	4	25	19	40	10	200*	**1,24**
300304004	20	3/4"	4,5	30	19	55	10	100*	**1,72**
300100004	25	1"	5	37	22	100	10*	100	**6,36**
300114004	32	1"1/4	5,5	50	22,5	200	5*	50	**25,99**
300112004	40	1"1/2	6,5	60	22,5	320	5*	50	**50,70**

(*) unità minima di vendita / minimum selling quantity

R 10 14

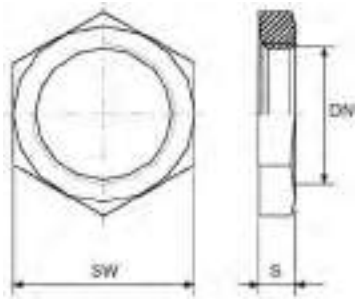

310

GHIERA ESAGONALE ZINCATA

- GALVANIZED BACKNUT
- 6-KANT GEGENMUTTER VERZINKT
- CONTRE ECROU GALVANISÉ
- TUERCA HEXAGONAL GALVANIZADO

TYPE: International Nr. 21
NORM: UNI / DIN EN 10241 (ex DIN 2982)
THREAD: ISO 228/1 (ex DIN 259)

CODE	DN	DN inch	S mm	SW mm	g			€
310108001	6	1/8"	5	17	6	10*	100	**1,90**
310104001	8	1/4"	5	19	7	10*	200	**1,45**
310308001	10	3/8"	7,5	22	11	10	200*	**1,87**
310102001	15	1/2"	8	27	17	10	200*	**2,94**
310304001	20	3/4"	9	34	33	10	150*	**4,03**
310100001	25	1"	10	41	49	10*	150	**6,73**

(*) unità minima di vendita / minimum selling quantity

R 10 14

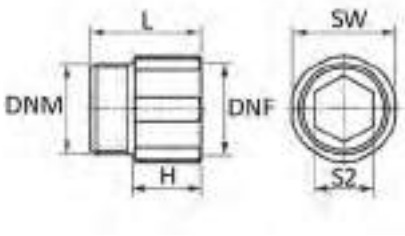

529

MANICOTTO MF (PROLUNGA) ZINCATO

- GALVANIZED HEXAGONAL NEGATIVE BUSHUNG MF
- MUFFENNIPPEL VERZINKT
- MANCHON DE PROLONGEMENT GALVANISÉ
- MANGUITO MH GALVANIZADO

THREAD: ISO 228/1 (ex DIN 259)

CODE	DN	DN inch	H mm	L mm	SW mm	S2 mm	g			€
529308100	10	3/8"	10	18	20	9	19	10	200*	0,98
529308150			15	23	20	9	21	10	200*	1,05
529308200			20	28	20	9	28	10	200*	1,23
529308250			25	33	20	9	33	10*	200	1,69
529308300			30	40	20	9	35	10*	200	1,84
529308350			35	45	20	9	42	10*	100	4,32
529308400			40	50	20	9	47	10*	100	3,58
529308500			50	60	20	9	57	10*	50	4,08
529102100	15	1/2"	10	22,5	24	10	28	10	200*	0,90
529102150			15	25,5	24	10	30	10	200*	0,92
529102200			20	30,5	24	10	38	10	150*	1,10
529102250			25	35,5	24	12	45	10	100*	1,53
529102300			30	40,5	24	12	53	10	100*	1,74
529102350			35	46,5	24	12	53	10*	100	3,47
529102400			40	51,5	24	12	61	10	100*	3,50
529102500			50	61,5	24	12	72	10	100*	3,97
529304100	20	3/4"	10	22,5	30	17	38	10	100*	1,92
529304150			15	25,5	30	17	44	10	100*	2,13
529304200			20	30,5	30	17	56	10	100*	2,35
529304250			25	37,5	30	17	60	10*	100	3,31
529304300			30	42,5	30	17	69	10	100*	3,59
529304350			35	47,5	30	17	75	10*	50	7,35
529304400			40	52,5	30	17	84	10*	50	6,02
529304500			50	62,5	30	17	99	10*	50	6,77
529100150	25	1"	15	30	38	19	93	10*	50	5,06
529100200			20	35	38	19	107	5*	50	6,02
529100250			25	40	38	19	125	5*	50	7,12
529100300			30	45	38	19	138	5*	50	7,82
529100400			40	55	38	19	173	5*	25	9,81
529100500			50	65	38	19	198	5*	25	10,70

(*) unità minima di vendita / minimum selling quantity

R 10 14

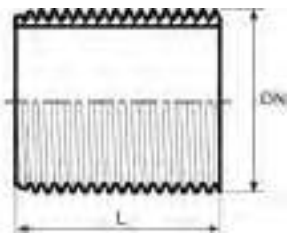

531

NIPPLO SEMPLICE ZINCATO

- GALVANIZED PARALLEL NIPPLE
- GEWINDENIPPEL VERZINKT
- MAMELON SIMPLE GALVANISÉ
- MANGUITO INTERIOR GALVANIZADO

TYPE: International Nr. 22
THREAD: ISO 228/1 (ex DIN 259)

CODE	DN	DN inch	L mm	g			€
531104004	8	1/4"	19,5	10	10*	100	**2,06**
531308004	10	3/8"	22	20	10*	200	**1,30**
531102004	15	1/2"	25	30	10	200*	**1,35**
531304004	20	3/4"	30	60	10	100*	**2,13**
531100004	25	1"	35	105	10	100*	**3,33**
531114004	32	1"1/4	38	95	5*	50	**6,89**
531112004	40	1"1/2	38	145	5*	50	**8,32**
531200004	50	2"	45	200	5*	20	**12,18**

(*) unità minima di vendita / minimum selling quantity

ACCOPPIAMENTO A TENUTA SUL FILETTO
Norma EN 10226-1 (ex ISO 7/1)
Filettatura gas:
maschio conico [designazione R]
femmina cilindrica [designazione Rp]

COUPLING WITH SEAL ON THE THREAD
EN 10226-1 (ex ISO 7/1) standard
Gas thread:
conical male [designation R]
cylindrical female [designation Rp]

ACCOPPIAMENTO CON GUARNIZIONE PIATTA (NON A TENUTA SUL FILETTO)
Norma ISO 228
Filettatura gas:
maschio cilindrico [designazione G (A o B)
A o B = classi di tolleranza]
femmina cilindrica [designazione G]

COUPLING WITH FLAT GASKET (NOT HOLDING THE THREAD)
ISO 228 standard
Gas thread:
cylindrical male [designation G (A or B)
A or B = tolerance classes]
cylindrical female [designation G]

R 20 21

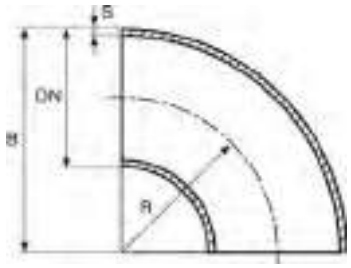

700

CURVA DIMA 3D 90° DA TUBO SALDATO

- WELDED ELBOW 3D 90°
- ROHRBOGEN GESCHWEISST BA3 90°
- COURBE 3D 90° SOUDÉ
- CODO 3D 90°

MATERIAL: P235TR2 - S235 (R.St.37.0)
NORM: EN 10253-1 (DIN 2605)

CODE	DN	DN inch	DN mm	S mm	R mm	B mm	kg			€
700269000	20	3/4"	26,9	2,3	29	43	0,08	100	9600	**4,65**
700300000*	-	-	30	2,6	33,5	48	0,08	100	5600	**5,66**
700337000	25	1"	33,7	2,6	38	56	0,11	80	4480	**3,69**
700380000	-	-	38	2,6	45	64	0,13	100	3600	**6,87**
700424000	32	1"1/4	42,4	2,6	48	70	0,18	100	3600	**4,68**
700445000	-	-	44,5	2,6	51	73	0,22	50	1800	**7,86**
700483000	40	1"1/2	48,3	2,6	57	83	0,26	50	1800	**5,65**
700510000*	-	-	51	2,6	63,5	88	0,36	40	1440	**12,33**
700540000	-	-	54	2,6	68,5	95	0,41	40	1440	**12,56**
700570000	-	-	57	2,9	72	100	0,43	25	900	**12,76**
700603000	50	2"	60,3	2,9	76	106	0,48	25	900	**9,18**
700700000	-	-	70	2,9	92	127	0,69	10	720	**15,76**
700761000	65	2"1/2	76,1	2,9	95	132	0,73	5	660	**14,68**
700889000	80	3"	88,9	3,2	114	159	1,16	5	350	**20,85**
700101000	-	3"1/2	101,6	3,6	133	184	1,68	4	192	**29,25**
700108000	-	-	108	3,6	142,5	196	1,83	4	192	**37,25**
700114000	100	4"	114,3	3,6	152	210	2,37	4	192	**40,81**
700133000	-	-	133	4	181	247	3,59	1	90	**67,31**
700139000	125	5"	139,7	4	190	262	3,87	1	84	**68,44**
700159000	-	-	159	4,5	216	295	5,92	1	60	**105,05**
700168000	150	6"	168,3	4,5	229	313	6,32	1	60	**110,74**
700193000	175	-	193,7	5,6	270	367	11	1	24	**211,03**
700219000	200	8"	219,1	6,3	305	414	14	1	24	**250,05**
700244000	-	-	244,5	6,3	340	462	19	1	12	**501,13**
700273000	250	10"	273	6,3	381	518	23	1	9	**535,23**
700323000	300	12"	323,9	7,1	457	619	37,5	1	9	**802,42**

Tolleranze dimensionali / Dimensional tolerances
D = ± 1% D MIN ± 0,5 mm
S = S≤ 4 mm (-12,5% x S / +20% x S) S> 4 mm (-12,5% x S / +15% x S)
R = ± 2 mm ≤ DN 200 ± 3 mm DN 250 - 300
B = ± 7 mm
(*) Dimensioni non previste nella norma EN 10253-1 - Sizes not provided in EN 10253-1

R 20 21

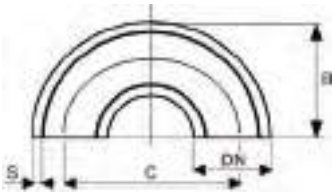

770

CURVA DIMA 3D 180° DA TUBO SALDATO

- WELDED ELBOW 3D 180°
- ROHRBOGEN GESCHWEISST BA3 180°
- COURBE 3D 180° SOUDÉ
- CODO 3D 180°

MATERIAL: P235TR2 - S235 (R.St.37.0)
NORM: EN 10253-1 (DIN 2605)

CODE	DN	DN inch	DN mm	S mm	B mm	C mm	kg		€
774213000	15	1/2"	21,3	2	38	56	0,08	50	**11,81**
770269000	20	3/4"	26,9	2,3	43	57	0,14	40	**12,84**
770337000	25	1"	33,7	2,6	56	76	0,24	40	**12,06**
770424000	32	1"1/4	42,4	2,6	70	95	0,35	20	**14,38**
770483000	40	1"1/2	48,3	2,6	83	114	0,51	25	**18,85**
770510000*	-	-	51	2,6	88	127	0,71	5	**32,43**
770540000	-	-	54	2,6	95	137	0,82	5	**32,45**
770570000	-	-	57	2,9	100	144	0,87	5	**32,15**
770603000	50	2"	60,3	2,9	106	152	0,97	5	**30,35**
770700000	-	-	70	2,9	127	184	1,39	4	**46,96**
770761000	65	2"1/2	76,1	2,9	132	191	1,58	4	**48,24**
770889000	80	3"	88,9	3,2	159	229	2,33	3	**72,70**
770101000	-	3"1/2	101,6	3,6	184	267	3,74	3	**99,15**
770108000	-	-	108	3,6	196	285	3,85	3	**125,08**
770114000	100	4"	114,3	3,6	210	305	4,46	3	**140,23**

Tolleranze dimensionali / Dimensional tolerances
D = ± 1% D MIN ± 0,5 mm
S = S≤ 4 mm (-12,5% x S / +20% x S)
B = ± 7 mm
C = ± 7 mm
(*) Dimensione non prevista nella norma EN 10253-1 - Size not provided in EN 10253-1

R 20 25

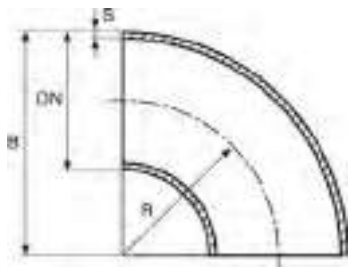

704

CURVA DIMA 3D 90° DA TUBO SENZA SALDATURA

- SEAMLESS ELBOW 3D 90°
- NAHTLOSE ROHRBÖGEN BA3 90°
- COURBE 3D 90° DE TUBE SANS SOUDURE
- CODO PARA SOLDAR 3D 90° (DE TUBO SIN SOLDATURA)

MATERIAL: P235TR2 - S235 (R.St.37.0)
NORM: EN 10253-1 (DIN 2605)

CODE	DN	DN inch	DN mm	S mm	R mm	B mm	kg			€
704172000*	10	3/8"	17,2	2	19	28	0,04	100	-	**10,76**
704213000	15	1/2"	21,3	2	29	38	0,04	100	9600	**5,45**
704269000	20	3/4"	26,9	2,3	29	43	0,06	100	9600	**5,45**
704337000	25	1"	33,7	2,6	38	56	0,11	80	4480	**4,33**
704424000	32	1"1/4	42,4	2,6	48	70	0,19	100	3600	**5,48**
704483000	40	1"1/2	48,3	2,6	57	83	0,26	50	1800	**6,64**
704570000	-	-	57	2,9	72	100	0,44	25	900	**14,95**
704603000	50	2"	60,3	2,9	76	106	0,49	25	900	**10,75**
704700000	-	-	70	2,9	92	127	0,7	10	720	**18,44**
704761000	65	2"1/2	76,1	2,9	95	132	0,78	5	660	**17,22**
704889000	80	3"	88,9	3,2	114	159	1,22	5	350	**25,18**
704101000	-	3"1/2	101,6	3,6	133	184	1,82	4	192	**37,23**
704108000	-	-	108	3,6	142,5	196	2,07	4	192	**43,66**
704114000	100	4"	114,3	3,6	152	210	2,35	4	192	**47,84**
704133000	-	-	133	4	181	247	3,62	1	90	**78,88**
704139000	125	5"	139,7	4	190	262	4	1	84	**80,20**
704159000	-	-	159	4,5	216	295	5,82	1	60	**123,12**
704168000	150	6"	168,3	4,5	229	313	6,52	1	60	**129,77**
704193000	175	-	193,7	5,6	270	367	11,02	1	24	**247,29**
704219000	200	8"	219,1	6,3	305	414	15,96	1	24	**331,24**
704244000	-	-	244,5	6,3	340	462	19,77	1	12	**663,89**
704273000	250	10"	273	6,3	381	518	24,8	1	9	**709,05**
704323000	300	12"	323,9	7,1	457	619	39,82	1	9	**1063,03**
704355000	350	14"	355,6	8	533	711	57,47	1	-	**on demand**
704406000	400	16"	406	8,8	610	813	82,6	1	-	**on demand**
704508000*	500	20"	508	11	762	1016	161	1	-	**on demand**
704609000*	600	24"	609	12,5	914	1219	271,38	1	-	**on demand**

Tolleranze dimensionali / Dimensional tolerances
D = ± 1% D MIN ± 0,5 mm
S = S≤ 4 mm (-12,5% x S / +20% x S) S> 4 mm (-12,5% x S / +15% x S)
R = ± 2 mm ≤ DN 200 ± 3 mm > DN 200 ≤ DN 400 ± 14,5 mm DN 500 - 600
B = ± 7 mm ≤ DN 400 ± 6 mm DN 500 - 600

(*) Dimensioni non previste nella norma EN 10253-1 - Sizes not provided in EN 10253-1

R 20 25

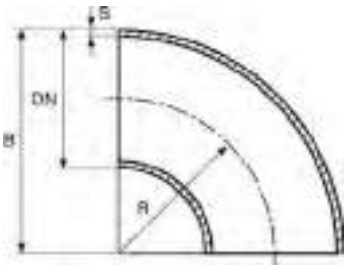

740

CURVA DIMA 5D 90° DA TUBO SENZA SALDATURA

- SEAMLESS ELBOW 5D 90°
- NAHTLOSE ROHRBÖGEN BA5 90°
- COURBE 5D 90° DE TUBE SANS SOUDURE
- CODO PARA SOLDAR 5D 90° (DE TUBO SINSOLDATURA)

MATERIAL: P235TR2 - S235 (R.St.37.0)
NORM: EN 10253-1 (DIN 2605)

CODE	DN	DN inch	DN mm	S mm	R mm	B mm	kg		€
740213000	15	1/2"	21,3	2	42,5	53	0,08	50	**9,85**
740269000	20	3/4"	26,9	2,3	57,5	71	0,13	40	**9,85**
740337000	25	1"	33,7	2,6	72,5	89	0,2	30	**10,81**
740424000	32	1"1/4	42,4	2,6	92,5	114	0,37	20	**12,16**
740483000	40	1"1/2	48,3	2,6	107,5	132	0,5	25	**15,07**
740603000	50	2"	60,3	2,9	135	165	0,89	15	**22,28**
740761000	65	2"1/2	76,1	2,9	175	213	1,44	5	**31,19**
740889000	80	3"	88,9	3,2	205	250	2,22	5	**45,50**
740101000	-	3"1/2	101,6	3,6	235	286	3,21	3	**118,90**
740108000	-	-	108	3,6	253	307	3,68	3	**118,64**
740114000	100	4"	114,3	3,6	270	327	4,17	1	**88,48**
740133000	-	-	133	4	311,5	378	6,23	1	**329,86**
740139000	125	5"	139,7	4	330	400	6,94	1	**348,18**
740159000	-	-	159	4,5	375	454	10,1	1	**447,66**
740168000	150	6"	168,3	4,5	390	474	11,14	1	**449,83**
740219000	200	8"	219,1	6,3	510	620	26,75	1	**1107,32**
740273000	250	10"	273	6,3	650	787	42,8	1	**2227,44**
740323000	300	12"	323,9	7,1	775	937	70	1	**3563,25**

Tolleranze dimensionali / Dimensional tolerances
D = ± 1% D MIN ± 0,5 mm
S = S≤ 4 mm (-12,5% x S / +20% x S) S> 4 mm (-12,5% x S / +15% x S)
R = ± 2 mm ≤ DN 200 ± 3 mm DN 250 - 300
B = ± 7 mm

R 20 22

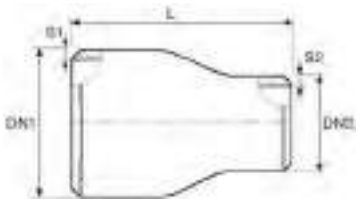

276

RIDUZIONE CONCENTRICA DA TUBO SENZA SALDATURA

- SEAMLESS CONCENTRIC REDUCTION
- NAHTLOSE REDUZIERSTÜCK KONZENTRISCH
- RÉDUCTION CONCENTRIQUE SANS SOUDURE
- REDUCCIÓN CONCÉNTRICA SIN SOLDATURA

MATERIAL: P235GH (R.St.35.8/I)
NORM: EN 10253-2 (DIN 2616 serie 3)

CODE	DN1	DN2	DN1 mm	DN2 mm	S1 mm	S2 mm	L mm	kg		€
276337269	25	20	33,7	26,9	2,6	2,3	50	0,10	20	**8,91**
276424269	32	20	42,4	26,9	2,6	2,3	50	0,14	20	**9,67**
276424337	32	25	42,4	33,7	2,6	2,6	50	0,13	20	**8,81**
276483269	40	20	48,3	26,9	2,6	2,3	64	0,20	20	**13,02**
276483337	40	25	48,3	33,7	2,6	2,6	64	0,17	20	**10,67**
276483424	40	32	48,3	42,4	2,6	2,6	64	0,17	20	**9,15**
276603337	50	25	60,3	33,7	2,9	2,6	76	0,30	20	**13,48**
276603424	50	32	60,3	42,4	2,9	2,6	76	0,29	20	**11,70**
276603483	50	40	60,3	48,3	2,9	2,6	76	0,30	20	**10,24**
276700424	-	32	70	42,4	2,9	2,6	90	0,36	10	**19,28**
276700483	-	40	70	48,3	2,9	2,6	90	0,35	10	**16,75**
276700603	-	50	70	60,3	2,9	2,9	90	0,41	10	**14,69**
276761424	65	32	76,1	42,4	2,9	2,6	90	0,43	10	**15,88**
276761483	65	40	76,1	48,3	2,9	2,6	90	0,44	10	**14,00**
276761603	65	50	76,1	60,3	2,9	2,9	90	0,48	10	**12,79**
276889424	80	32	88,9	42,4	3,2	2,6	90	0,51	6	**33,15**
276889483	80	40	88,9	48,3	3,2	2,6	90	0,56	6	**23,36**
276889603	80	50	88,9	60,3	3,2	2,9	90	0,58	6	**18,38**
276889700	80	-	88,9	70	3,2	2,9	90	0,57	6	**17,83**
276889761	80	65	88,9	76,1	3,2	2,9	90	0,67	6	**15,20**
276101603	-	50	101,6	60,3	3,6	2,9	100	0,79	6	**43,02**
276101700	-	-	101,6	70	3,6	2,9	100	0,64	6	**49,37**
276101761	-	65	101,6	76,1	3,6	2,9	100	0,88	6	**29,17**
276101889	-	80	101,6	88,9	3,6	3,2	100	0,88	6	**26,47**
276108603	-	50	108	60,3	3,6	2,9	100	0,89	6	**41,74**
276108700	-	-	108	70	3,6	2,9	100	0,95	6	**55,55**
276108761	-	65	108	76,1	3,6	2,9	100	0,90	6	**31,72**
276108889	-	80	108	88,9	3,6	3,2	100	0,90	6	**26,52**
276114603	100	50	114,3	60,3	3,6	2,9	100	0,96	6	**42,80**
276114761	100	65	114,3	76,1	3,6	2,9	100	0,92	6	**33,20**
276114889	100	80	114,3	88,9	3,6	3,2	100	0,96	6	**28,94**
276114101	100	-	114,3	101,6	3,6	3,6	100	0,93	6	**27,71**
276133700	-	-	133	70	4	2,9	127	1,84	1	**117,38**
276133761	-	65	133	76,1	4	2,9	127	1,57	1	**76,71**
276133889	-	80	133	88,9	4	3,2	127	1,48	1	**56,19**
276133101	-	-	133	101,6	4	3,6	127	1,20	1	**70,41**
276133108	-	-	133	108	4	3,6	127	1,59	1	**50,27**
276133114	-	100	133	114,3	4	3,6	127	1,57	1	**50,02**

Tolleranze dimensionali / Dimensional tolerances
D = ± 1% D MIN ± 0,5 mm
S1 – S2 = S≤ 4 mm (-12,5% x S / +20% x S) S> 4 mm (-12,5% x S / +15% x S)
L = ± 2 mm ≤ DN 100 ± 3 mm, > DN 100 ≤ DN 200 ± 3 mm, > DN 200 ± 5 mm

R 20 22

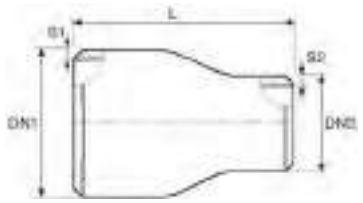

276

RIDUZIONE CONCENTRICA DA TUBO SENZA SALDATURA

- SEAMLESS CONCENTRIC REDUCTION
- NAHTLOSE REDUZIERSTÜCK KONZENTRISCH
- RÉDUCTION CONCENTRIQUE SANS SOUDURE
- REDUCCIÓN CONCÉNTRICA SIN SOLDATURA

MATERIAL: P235GH (R.St.35.8/I)
NORM: EN 10253-2 (DIN 2616 serie 3)

CODE	DN1	DN2	DN1 mm	DN2 mm	S1 mm	S2 mm	L mm	kg		€
276139761	125	65	139,7	76,1	4	2,9	127	1,58	1	**78,69**
276139889	125	80	139,7	88,9	4	3,2	127	1,62	1	**66,94**
276139101	125	-	139,7	101,6	4	3,6	127	1,38	1	**65,02**
276139108	125	-	139,7	108	4	3,6	127	1,24	1	**56,27**
276139114	125	100	139,7	114,3	4	3,6	127	1,73	1	**50,41**
276139133	125	-	139,7	133	4	4	127	1,80	1	**47,76**
276159889	-	80	159	88,9	4,5	3,2	140	2,30	1	**112,34**
276159101	-	-	159	101,6	4,5	3,6	140	2,28	1	**92,46**
276159108	-	-	159	108	4,5	3,6	140	2,30	1	**79,57**
276159114	-	100	159	114,3	4,5	3,6	140	2,21	1	**71,73**
276159133	-	-	159	133	4,5	4	140	2,36	1	**60,41**
276159139	-	125	159	139,7	4,5	4	140	2,26	1	**60,47**
276168889	150	80	168,3	88,9	4,5	3,2	140	2,33	1	**113,54**
276168101	150	-	168,3	101,6	4,5	3,6	140	2,41	1	**101,18**
276168108	150	-	168,3	108	4,5	3,6	140	2,47	1	**93,06**
276168114	150	100	168,3	114,3	4,5	3,6	140	2,37	1	**74,39**
276168133	150	-	168,3	133	4,5	4	140	2,46	1	**63,98**
276168139	150	125	168,3	139,7	4,5	4	140	2,4	1	**64,37**
276168159	150	-	168,3	159	4,5	4,5	140	2,52	1	**64,86**
276193114	-	100	193,7	114,3	5,6	3,6	152	4,45	1	**163,71**
276193133	-	-	193,7	133	5,6	4	152	3,67	1	**152,49**
276193139	-	125	193,7	139,7	5,6	4	152	3,09	1	**126,78**
276193159	-	-	193,7	159	5,6	4,5	152	3,93	1	**103,92**
276193168	-	150	193,7	168,3	5,6	4,5	152	3,78	1	**99,99**
276219114	200	100	219,1	114,3	6,3	3,6	152	4,88	1	**185,00**
276219133	200	-	219,1	133	6,3	4	152	4,67	1	**142,91**
276219139	200	125	219,1	139,7	6,3	4	152	4,74	1	**121,68**
276219159	200	-	219,1	159	6,3	4,5	152	4,84	1	**117,25**
276219168	200	150	219,1	168,3	6,3	4,5	152	4,76	1	**118,43**
276244159	-	-	244,5	159	6,3	4,5	178	6,25	1	**234,92**
276244168	-	150	244,5	168,3	6,3	4,5	178	5,47	1	**208,16**
276244219	-	200	244,5	219,1	6,3	6,3	178	3,04	1	**153,45**
276273159	250	-	273	159	6,3	4	178	8,13	1	**283,86**
276273168	250	150	273	168,3	6,3	4,5	178	8,15	1	**228,93**
276273193	250	-	273	193,7	6,3	5,6	178	6,41	1	**225,78**
276273219	250	200	273	219,1	6,3	6,3	178	4,8	1	**194,74**
276273244	250	-	273	244,5	6,3	6,3	178	3,99	1	**170,09**
276323219	300	200	323,9	219,1	7,1	6,3	203	14,27	1	**409,48**
276323244	300	-	323,9	244,5	7,1	6,3	203	11,12	1	**379,81**
276323273	300	250	323,9	273	7,1	6,3	203	14,92	1	**367,47**

Tolleranze dimensionali / Dimensional tolerances
D = ± 1% D MIN ± 0,5 mm
S1 - S2 = S≤ 4 mm (-12,5% x S / +20% x S) S> 4 mm (-12,5% x S / +15% x S)
L = ± 2 mm ≤ DN 100 ± 3 mm, > DN 100 ≤ DN 200 ± 3 mm, > DN 200 ± 5 mm

R 20 22

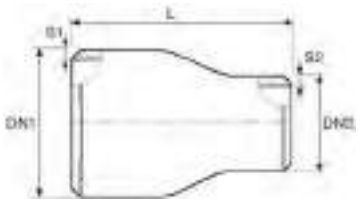

276

RIDUZIONE CONCENTRICA DA TUBO SENZA SALDATURA

- SEAMLESS CONCENTRIC REDUCTION
- NAHTLOSE REDUZIERSTÜCK KONZENTRISCH
- RÉDUCTION CONCENTRIQUE SANS SOUDURE
- REDUCCIÓN CONCÉNTRICA SIN SOLDATURA

MATERIAL: P235GH (R.St.35.8/I)
NORM: EN 10253-2 (DIN 2616 serie 3)

CODE	DN1	DN2	DN1 mm	DN2 mm	S1 mm	S2 mm	L mm	kg		€
276355219	350	200	355,6	219,1	8	6,3	330	22	1	**on demand**
276355273	350	250	355,6	273	8	6,3	330	22	1	**on demand**
276355323	350	300	355,6	323,9	8	7,1	330	22	1	**on demand**
276406219	400	200	406,4	219,1	8,8	6,3	355	30	1	**on demand**
276406273	400	250	406,4	273	8,8	6,3	355	30	1	**on demand**
276406323	400	300	406,4	323,9	8,8	7,1	355	30	1	**on demand**
276406355	400	350	406,4	355,6	8,8	8	355	30	1	**on demand**
276508273	500	250	508	273	11	6,3	508	68	1	**on demand**
276508323	500	300	508	323,9	11	7,1	508	68	1	**on demand**
276508355	500	350	508	355,6	11	8	508	68	1	**on demand**
276508406	500	400	508	406,4	11	8,8	508	68	1	**on demand**
276609323	600	300	609,6	323,9	12,5	7,1	508	93	1	**on demand**
276609355	600	350	609,6	355,6	12,5	8	508	93	1	**on demand**
276609406	600	400	609,6	406,4	12,5	8,8	508	93	1	**on demand**
276609508	600	500	609,6	508	12,5	11	508	93	1	**on demand**

Tolleranze dimensionali / Dimensional tolerances
D = ± 1% D MIN ± 0,5 mm
S1 - S2 = S≤ 4 mm (-12,5% x S / +20% x S) S> 4 mm (-12,5% x S / +15% x S)
L = ± 2 mm ≤ DN 100 ± 3 mm, > DN 100 ≤ DN 200 ± 3 mm, > DN 200 ± 5 mm

R 20 23

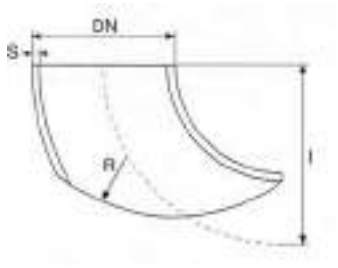

705

CURVA A SELLA 90° DIMA 3D DA TUBO SENZA SALDATURA

- SEAMLESS ELBOW WITH SADDLE 3D 90°
- NAHTLOSE EINSCHWEISSBOGEN 3D 90°
- PIQUAGE COUDÉ 3D 90° SANS SOUDURE
- CURVA PARA SOLDAR ENSILLADA 3D 90° DE TUBO SIN SOLDATURA

MATERIAL: P235TR1 - S235 (R.St.37.0)
NORM: DIN 2619

CODE	DN	DN inch	DN mm	S mm	I mm	R mm	kg		€
705424000	32	1"1/4	42,4	2,6	47,5	48	0,11	1	**75,04**
705483000	40	1"1/2	48,3	2,6	57	57	0,16	1	**79,12**
705603000	50	2"	60,3	2,9	76	76	0,30	1	**95,29**
705761000	65	2"1/2	76,1	2,9	95	95	0,48	1	**136,81**
705889000	80	3"	88,9	3,2	114,5	114	0,70	1	**160,82**
705101000	-	3"1/2	101,6	3,6	133,5	133	1,1	1	**272,80**
705108000	-	-	108	3,6	142,5	142	1,2	1	**278,99**
705114000	100	4"	114,3	3,6	152,5	152	1,4	1	**335,12**
705133000	-	-	133	4	181	181	2,2	1	**490,87**
705139000	125	5"	139,7	4	190,5	190	2,4	1	**547,12**
705159000	-	-	159	4,5	216	216	3,5	1	**589,08**
705168000	150	6"	168,3	4,5	228,5	228	3,5	1	**828,12**
705193000	-	-	193,7	5,6	270	270	6,4	1	**1540,08**
705219000	200	8"	219,1	6,3	305	305	9	1	**2088,21**
705273000	250	10"	273	6,3	381	381	15	1	**4248,61**

R 20 23

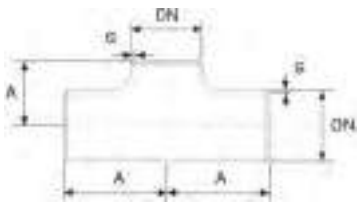

200 ISO

TEE NORMALE DA TUBO SS

- SEAMLESS TEE
- NAHTLOSE T-STÜCK
- TEE SANS SOUDURE
- TE IGUAL SIN SOLDADURA

MATERIAL: P235GH (R.St.35.8/I)
NORM: EN 10253-2 (DIN 2615-1 serie 3)

CODE	DN	DN inch	DN mm	S mm	A mm	kg		€
200213001	15	1/2"	21,3	2	25	0,1	1	**21,89**
200269001	20	3/4"	26,9	2,3	29	0,16	1	**24,32**
200337001	25	1"	33,7	2,6	38	0,3	1	**27,23**
200424001	32	1"1/4	42,4	2,6	48	0,5	1	**31,47**
200483001	40	1"1/2	48,3	2,6	57	0,7	1	**36,37**
200603001	50	2"	60,3	2,9	64	1,1	1	**45,57**
200761001	65	2"1/2	76,1	2,9	76	1,7	1	**66,27**
200889001	80	3"	88,9	3,2	86	2	1	**94,35**
200114001	100	4"	114,3	3,6	105	3,5	1	**132,66**
200139001	125	5"	139,7	4	124	5,5	1	**193,35**
200168001	150	6"	168,3	4,5	143	8	1	**265,23**
200219001	200	8"	219,1	6,3	178	17	1	**738,00**
200273001	250	10"	273	6,3	216	26,5	1	**1535,76**
200323001	300	12"	323,9	7,1	254	42	1	**2094,12**
200355001	350	14"	355,6	8	279	71	1	**4552,54**
200406001	400	16"	406,4	8,8	305	85	1	**5894,16**

Tolleranze dimensionali / Dimensional tolerances
D = ± 1% D MIN ± 0,5 mm
S = S≤ 4 mm (-12,5% x S / +20% x S) S> 4 mm (-12,5% x S / +15% x S)
A = ± 2 mm ≤ DN 200 ± 3 mm > DN 200 ÷ 400

R 20 23

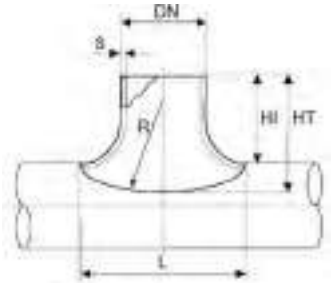

277

SCARPETTA DA TUBO SENZA SALDATURA

- SEAMLESS SADDLE STUB
- NAHTLOSE SATTELSTUTZEN
- PIQUAGE SANS SOUDURE
- RAMAL CURVO SIN SOLDADURA

MATERIAL: P235GH (R.St.35.8/I)
NORM: DIN 2618

CODE	DN	DN inch	DN mm	S mm	HT mm	HI mm	L mm	R mm	kg		€
277269000	20	3/4"	26,9	2,3	38	30	43	32	0,06	1	**24,73**
277337000	25	1"	33,7	2,6	50	30	53	42	0,08	1	**28,59**
277424000	32	1"1/4	42,4	2,6	50	35	67	55	0,13	1	**32,34**
277483000	40	1"1/2	48,3	2,6	64	40	76	60	0,18	1	**36,44**
277603000	50	2"	60,3	2,9	76	45	96	77	0,27	1	**48,09**
277700000	-	-	70	2,9	70	50	112	92	0,36	1	**59,45**
277761000	65	2"1/2	76,1	2,9	88	50	121	100	0,45	1	**61,56**
277889000	80	3"	88,9	3,2	88	60	142	122	0,6	1	**79,24**
277101600	-	3"1/2	101,6	3,6	91	65	161	138	1	1	**109,59**
277108000	-	-	108	3,6	97	65	172	144	1,05	1	**118,36**
277114000	100	4"	114,3	3,6	102	65	182	160	1,1	1	**130,79**
277133000	-	-	133	4	119	85	213	174	1,7	1	**186,80**
277139000	125	5"	139,7	4	125	85	222	182	1,8	1	**206,30**
277159000	-	-	159	4,5	143	100	254	212	2,7	1	**296,96**
277168000	150	6"	168,3	4,5	151	100	268	224	2,8	1	**325,32**
277193000	-	-	193,7	5,6	174	125	309	258	4,7	1	**758,54**
277219000	200	8"	219,1	6,3	197	135	355	295	6,4	1	**804,39**
277273000	250	10"	273	6,3	240	150	455	367	9,9	1	**1615,85**

R 20 24



800

FONDELLO BOMBATO

- CAP
- KLÖPPERBODEN
- FOND BOMBÉ
- CAP

MATERIAL: S235
NORM: EN 10253-1 (DIN 28011)

CODE	DN	DN inch	DN mm	H** mm	S mm	kg		€
800269000*	20	3/4"	26,9	13,3	2	0,02	50	**2,59**
800337000	25	1"	33,7	19	2,6	0,04	50	**2,52**
800424000	32	1"1/4	42,4	21	2,6	0,07	50	**2,67**
800483000	40	1"1/2	48,3	22	2,6	0,09	50	**3,19**
800570000	-	-	57	23	2,9	0,11	50	**4,07**
800603000	50	2"	60,3	24	2,9	0,13	50	**3,48**
800700000	-	-	70	26	2,9	0,16	30	**5,95**
800761000	65	2"1/2	76,1	27	2,9	0,18	30	**5,02**
800889000	80	3"	88,9	30	3,2	0,26	30	**6,41**
800101000	90	3"1/2	101,6	36	3,6	0,44	20	**16,38**
800108000	-	-	108	37	3,6	0,48	20	**16,38**
800114000	100	4"	114,3	38	3,6	0,54	15	**17,43**
800133000	-	-	133	42	4	0,71	15	**23,21**
800139000	125	5"	139,7	43	4	0,78	20	**32,08**
800159000	-	-	159	51	4,5	1,29	15	**41,81**
800168000	150	6"	168,3	53	4,5	1,42	10	**51,74**
800194000	175	-	193,7	62	5,6	2,32	10	**82,22**
800219000	200	8"	219,1	67	6,3	2,83	5	**90,84**
800244000	-	-	244,5	72	6,3	3,65	-	**173,90**
800273000	250	10"	273	77	6,3	4,38	-	**211,74**
800324000	300	12"	323,9	91	7,1	6,08	-	**252,03**
800355000	350	14"	355,6	101	8	7,5	-	**667,87**
800406000	400	16"	406,4	115	8,8	9,8	-	**863,08**

Tolleranze dimensionali / Dimensional tolerances
D = ± 1% D MIN ± 0,5 mm
H = Max 0,015 x D e / OR + 10/- 0 mm
S = -0% - +20% x S
(*) Dimensioni non previste nella norma EN 10253-1 - Sizes not provided in EN 10253-1

(**) Quota H: conforme a norma DIN 28011 / H dimension: conforme to norm DIN 28011

Cianfrini / Bevels
Form R per / for D ≤ 88,9 mm
Form YA per / for D ≥ 88,9 mm

FOCUS ON

PRESSIONE MASSIMA / *MAXIMUM PRESSURE* (bar)

		D3	D5			
DN mm	Sp/Thk mm					
17,2	2	90	-	-	-	-
21,3	2	90	90	70	-	100
26,9	2,3	90	90	70	100	100
30	2,6	90	90	-	-	100
33,7	2,6	90	90	60	100	100
42,4	2,6	90	90	50	100	100
44,5	2,6	90	90	-	-	100
48,2	2,6	90	90	40	90	100
51	2,6	70	80	-	-	100
54	2,6	70	80	-	90	90
57	2,6	70	80	-	80	90
60,3	2,9	70	80	40	80	90
70	2,9	70	80	-	70	90
76,1	2,9	60	70	30	70	80
88,9	3,2	60	70	30	60	80
101,6	3,6	60	70	-	60	70
108	3,6	60	70	-	50	70
114,3	3,6	50	60	20	50	70
133	4	50	60	-	50	60
139,7	4	50	60	20	40	60
159	4,5	50	60	-	40	60
168,3	4,5	50	60	20	40	60
193,7	5,6	50	60	-	40	60
219,1	6,3	50	60	20	40	60
244,5	6,3	40	45	-	40	50
273	6,3	40	45	15	30	50
323,9	7,1	40	-	15	30	50
355,6	8	30	-	15	30	50
406	8,8	30	-	15	30	45
508	11	30	-	-		45
609	12,5	30	-	-		45

NOTE

Pmax (bar) indicative a 20°C per raccordi a saldare in acciaio al carbonio
Indicative Pmax (bar) at 20°C for welding fittings in carbon steel

Le sopra indicate pressioni massime sono puramente indicative.
Resta cura del progettista la scelta del materiale in funzione alle reali condizioni di utilizzo.
The above maximum pressures are indicative.
Planer must choose the materials in according to the real condition of work.

R 30 30

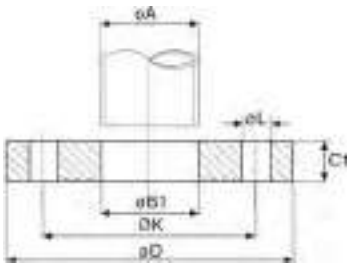

410

FLANGIA PIANA

- PLATE FLANGE
- GLATTE FLANSCH
- BRIDE PLATE
- BRIDA PLANA

MATERIAL: P250GH / C22.8 (A 105)
NORM: EN 1092-1-01 tipo/type "A"

PN 6

CODE	Pipe		Flange					Bolts		kg		€
	DN	A mm	B1 mm	D mm	C1 mm	K mm	L mm	Nº	Thr.			
410025006	25 - (1")	33,7	34,5	100	14	75	11	4	M 10	0,72	1	**20,88**
410032006	32 - (1"1/4)	42,4	43,5	120	16	90	14	4	M 12	1,16	1	**28,08**
410040006	40 - (1"1/2)	48,3	49,5	130	16	100	14	4	M 12	1,35	1	**32,88**
410050006	50 - (2")	60,3	61,5	140	16	110	14	4	M 12	1,48	1	**35,61**
410065006	65 - (2"1/2)	76,1	77,5	160	16	130	14	4	M 12	1,86	1	**45,84**
410080006	80 - (3")	88,9	90,5	190	18	150	18	4	M 16	2,95	1	**60,63**
410100006	100 - (4")	114,3	116	210	18	170	18	4	M 16	3,26	1	**65,60**
410125006	125 - (5")	139,7	141,5	240	20	200	18	8	M 16	4,31	1	**90,71**
410150006	150 - (6")	168,3	170,5	265	20	225	18	8	M 16	4,76	1	**110,04**
410200006	200 - (8")	219,1	221,5	320	22	280	18	8	M 16	6,88	1	**162,00**
410250006	250 - (10")	273	276,5	375	24	335	18	12	M 16	8,92	1	**on demand**
410300006	300 - (12")	323,9	327,5	440	24	395	22	12	M 20	11,9	1	**on demand**
410350006	350 - (14")	355,6	359,5	490	26	445	22	12	M 20	17	1	**on demand**
410400006	400 - (16")	406,4	411	540	28	495	22	16	M 20	20	1	**on demand**
410450006	450 - (18")	457	462	595	30	550	22	16	M 20	24,5	1	**on demand**
410500006	500 - (20")	508	513,5	645	30	600	22	20	M 20	26,5	1	**on demand**
410600006	600 - (24")	610	616,5	755	32	705	26	20	M 24	35	1	**on demand**

R 30 30

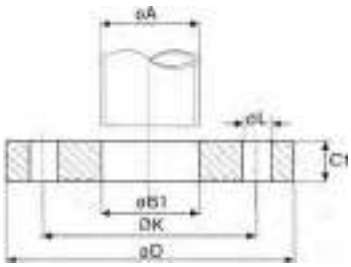

411

FLANGIA PIANA

- PLATE FLANGE
- GLATTE FLANSCH
- BRIDE PLATE
- BRIDA PLANA

MATERIAL: P250GH / C22.8 (A 105)
NORM: EN 1092-1-01 tipo/type "A"

PN 10

CODE	PN	Pipe		Flange					Bolts		kg		€
		DN	A mm	B1 mm	D mm	C1 mm	K mm	L mm	Nº	Thr.			
411015010	PN10=16=25=40	15 - (1/2")	21,3	22	95	14	65	14	4	M 12	0,67	1	16,17
411020010		20 - (3/4")	26,9	27,5	105	16	75	14	4	M 12	0,94	1	20,66
411025010		25 - (1")	33,7	34,5	115	16	85	14	4	M 12	1,11	1	24,65
411032010		32 - (1"1/4)	42,4	43,5	140	18	100	18	4	M 16	1,82	1	31,78
411040010		40 - (1"1/2)	48,3	49,5	150	18	110	18	4	M 16	2,08	1	34,25
411050010	PN10=16	50 - (2")	60,3	61,5	165	20	125	18	4	M 16	2,73	1	43,27
411065010		65 - (2"1/2)	76,1	77,5	185	20	145	18	8	M 16	3,16	1	52,88
412080016		80 - (3")	88,9	90,5	200	20	160	18	8	M 16	3,6	1	76,76
411100010		100 - (4")	114,3	116	220	22	180	18	8	M 16	4,39	1	83,11
411125010		125 - (5")	139,7	141,5	250	22	210	18	8	M 16	5,41	1	103,79
411150010		150 - (6")	168,3	170,5	285	24	240	22	8	M 20	7,14	1	140,48
411200010	PN10	200 - (8")	219,1	221,5	340	24	295	22	8	M 20	9,27	1	233,31
411250010		250 - (10")	273	276,5	395	26	350	22	12	M 20	11,8	1	317,47
411300010		300 - (12")	323,9	327,5	445	26	400	22	12	M 20	13,6	1	387,65
411350010		350 - (14")	355,6	359,5	505	28	460	22	16	M 20	21,8	1	on demand
411450010		450 - (18")	457	462	615	36	565	26	20	M 24	33,6	1	on demand
411400010		400 - (16")	406,4	411	565	32	515	26	16	M 24	28	1	on demand
411500010		500 - (20")	508	513,5	670	38	620	26	20	M 24	41	1	on demand

R 30 30

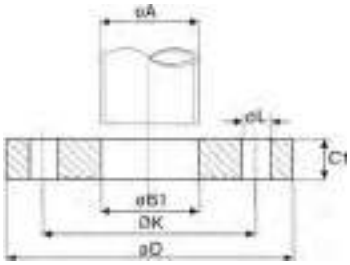

411-412

FLANGIA PIANA

- PLATE FLANGE
- GLATTE FLANSCH
- BRIDE PLATE
- BRIDA PLANA

MATERIAL: P250GH / C22.8 (A 105)
NORM: EN 1092-1-01 tipo/type "A"

PN 16

CODE	PN	Pipe		Flange					Bolts		kg		€
		DN	A mm	B1 mm	D mm	C1 mm	K mm	L mm	Nº	Thr.			
411015010	PN10=16=25=40	15 - (1/2")	21,3	22	95	14	65	14	4	M 12	0,67	1	**16,17**
411020010		20 - (3/4")	26,9	27,5	105	16	75	14	4	M 12	0,94	1	**20,66**
411025010		25 - (1")	33,7	34,5	115	16	85	14	4	M 12	1,11	1	**24,65**
411032010		32 - (1"1/4)	42,4	43,5	140	18	100	18	4	M 16	1,82	1	**31,78**
411040010		40 - (1"1/2)	48,3	49,5	150	18	110	18	4	M 16	2,08	1	**34,25**
411050010	PN10=16	50 - (2")	60,3	61,5	165	20	125	18	4	M 16	2,73	1	**43,27**
411065010		65 - (2"1/2)	76,1	77,5	185	20	145	18	8	M 16	3,16	1	**52,88**
412080016		80 - (3")	88,9	90,5	200	20	160	18	8	M 16	3,6	1	**76,76**
411100010		100 - (4")	114,3	116	220	22	180	18	8	M 16	4,39	1	**83,11**
411125010		125 - (5")	139,7	141,5	250	22	210	18	8	M 16	5,41	1	**103,79**
411150010		150 - (6")	168,3	170,5	285	24	240	22	8	M 20	7,14	1	**140,48**
412200016	PN16	200 - (8")	219,1	221,5	340	26	295	22	12	M 20	9,73	1	**236,38**
412250016		250 - (10")	273	276,5	405	29	355	26	12	M 24	14,2	1	**385,46**
412300016		300 - (12")	323,9	327,5	460	32	410	26	12	M 24	19,0	1	**458,73**
412350016		350 - (14")	355,6	359	520	35	470	26	16	M 24	28,2	1	**843,63**
412400016		400 - (16")	406,4	411	580	38	525	30	16	M 27	36,2	1	**931,02**
412450016		450 - (18")	457	462	640	42	585	30	20	M 27	46	1	**on demand**
412500016		500 - (20")	508	513,5	715	46	650	33	20	M 30	64	1	**on demand**

R 30 30

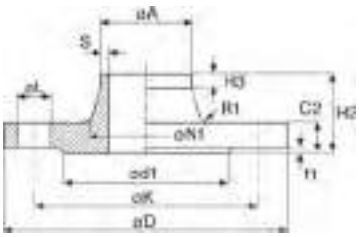

413

FLANGIA A COLLARINO

- WELDING NECK FLANGE
- VORSCHWEISS-FLANSCH
- BRIDE COLLERETTE
- BRIDA CUELLO

MATERIAL: P250GH / C22.8
NORM: EN 1092-1-11 tipo/type "B1"

PN 6

CODE	Pipe		Flange											Bolts		kg		€
	DN	A mm	D mm	H2 mm	N1 mm	S mm	R1 mm	H3 mm	d1 mm	K mm	f1 mm	C2 mm	L mm	Nº	Thr.			
413015006	15 - (1/2")	21,3	80	30	30	2	4	6	40	55	2	12	11	4	M 10	0,45	1	14,60
413020006	20 - (3/4")	26,9	90	32	38	2,3	4	6	50	65	2	14	11	4	M 10	0,66	1	14,21
413025006	25 - (1")	33,7	100	35	42	2,6	4	6	60	75	2	14	11	4	M 10	0,83	1	15,38
413032006	32 - (1"1/4)	42,4	120	35	55	2,6	6	6	70	90	2	14	14	4	M 12	1,18	1	20,79
413040006	40 - (1"1/2)	48,3	130	38	62	2,6	6	7	80	100	3	14	14	4	M 12	1,4	1	22,80
413050006	50 - (2")	60,3	140	38	74	2,9	6	8	90	110	3	14	14	4	M 12	1,58	1	26,59
413065006	65 - (2"1/2)	76,1	160	38	88	2,9	6	9	110	130	3	14	14	4	M 12	1,95	1	35,66
413080006	80 - (3")	88,9	190	42	102	3,2	8	10	128	150	3	16	18	4	M 16	3,07	1	54,16
413100006	100 - (4")	114,3	210	45	130	3,6	8	10	148	170	3	16	18	4	M 16	3,56	1	65,12
413125006	125 - (5")	139,7	240	48	155	4	8	10	178	200	3	18	18	8	M 16	4,8	1	77,97
413150006	150 - (6")	168,3	265	48	184	4,5	10	12	202	225	3	18	18	8	M 16	5,52	1	92,35
413200006	200 - (8")	219,1	320	55	236	6,3	10	15	258	280	3	20	18	8	M 16	8,16	1	181,50

R 30 30

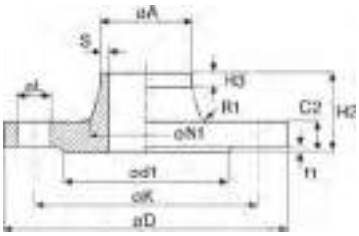

414/415

FLANGIA A COLLARINO

- WELDING NECK FLANGE
- VORSCHWEISS-FLANSCH
- BRIDE COLLERETTE
- BRIDA CUELLO

MATERIAL: P250GH / C22.8
NORM: EN 1092-1-11 tipo/type "B1"

PN 10

CODE	PN	Pipe		Flange												Bolts		kg		€
		DN	A mm	D mm	C2 mm	H2 mm	N1 mm	S mm	R1 mm	H3 mm	d1 mm	K mm	f1 mm	L mm	Nº	Thr.			
415015016	PN10=16=25=40	15 - (1/2")	21,3	95	16	38	32	2	4	6	45	65	2	14	4	M 12	1	1	21,40
415020016		20 - (3/4")	26,9	105	18	40	40	2,3	4	6	58	75	2	14	4	M 12	1	1	22,65
415025016		25 - (1")	33,7	115	18	40	46	2,6	4	6	68	85	2	14	4	M 12	1,3	1	31,48
415032016		32 - (1"1/4)	42,4	140	18	42	56	2,6	6	6	78	100	2	18	4	M 16	1,91	1	36,58
415040016		40 - (1"1/2)	48,3	150	18	45	64	2,6	6	7	88	110	3	18	4	M 16	2,15	1	38,35
415050016	PN10=16	50 - (2")	60,3	165	18	45	74	2,9	6	8	102	125	3	18	4	M 16	2,53	1	44,64
415065016		65 - (2"1/2)	76,1	185	18	45	92	2,9	6	10	122	145	3	18	8	M 16	3,03	1	55,07
415080016		80 - (3")	88,9	200	20	50	105	3,2	6	10	138	160	3	18	8	M 16	3,92	1	72,53
415100016		100 - (4")	114,3	220	20	52	131	3,6	8	12	158	180	3	18	8	M 16	4,62	1	83,33
415125016		125 - (5")	139,7	250	22	55	156	4	8	12	188	210	3	18	8	M 16	6,3	1	107,04
415150016		150 - (6")	168,3	285	22	55	184	4,5	10	12	212	240	3	22	8	M 20	7,75	1	135,10
414200010	PN10	200 - (8")	219,1	340	24	62	234	6,3	10	16	268	295	3	22	8	M 20	11,3	1	215,68
414250010		250 - (10")	273	395	26	68	292	6,3	12	16	320	350	3	22	12	M 20	15,8	1	301,83
414300010		300 - (12")	323,9	445	26	68	342	7,1	12	16	370	400	4	22	12	M 20	18,3	1	416,15
414350010		350 - (14")	355,6	505	26	68	385	7,1	12	16	430	460	4	22	16	M 20	24,5	1	552,76
414400010		400 - (16")	406,4	565	26	72	440	7,1	12	16	482	515	4	26	16	M 24	29,5	1	1161,18

R 30 30

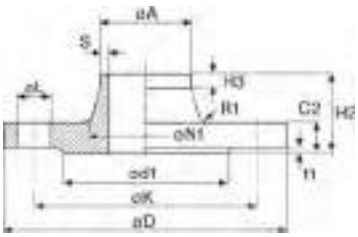

415

FLANGIA A COLLARINO

- WELDING NECK FLANGE
- VORSCHWEISS-FLANSCH
- BRIDE COLLERETTE
- BRIDA CUELLO

MATERIAL: P250GH / C22.8
NORM: EN 1092-1-11 tipo/type "B1"

PN 16

CODE	PN	Pipe DN	Pipe A mm	Flange D mm	C2 mm	H2 mm	N1 mm	S mm	R1 mm	H3 mm	d1 mm	K mm	f1 mm	L mm	Bolts Nº	Bolts Thr.	kg		€
415015016	PN10=16=25=40	15 - (1/2")	21,3	95	16	38	32	2	4	6	45	65	2	14	4	M 12	1	1	**21,40**
415020016		20 - (3/4")	26,9	105	18	40	40	2,3	4	6	58	75	2	14	4	M 12	1	1	**22,65**
415025016		25 - (1")	33,7	115	18	40	46	2,6	4	6	68	85	2	14	4	M 12	1,3	1	**31,48**
415032016		32 - (1"1/4)	42,4	140	18	42	56	2,6	6	6	78	100	2	18	4	M 16	1,91	1	**36,58**
415040016		40 - (1"1/2)	48,3	150	18	45	64	2,6	6	7	88	110	3	18	4	M 16	2,15	1	**38,35**
415050016	PN10=16	50 - (2")	60,3	165	18	45	74	2,9	6	8	102	125	3	18	4	M 16	2,53	1	**44,64**
415065016		65 - (2"1/2)	76,1	185	18	45	92	2,9	6	10	122	145	3	18	8	M 16	3,03	1	**55,07**
415080016		80 - (3")	88,9	200	20	50	105	3,2	6	10	138	160	3	18	8	M 16	3,92	1	**72,53**
415100016		100 - (4")	114,3	220	20	52	131	3,6	8	12	158	180	3	18	8	M 16	4,62	1	**83,33**
415125016		125 - (5")	139,7	250	22	55	156	4	8	12	188	210	3	18	8	M 16	6,3	1	**107,04**
415150016		150 - (6")	168,3	285	22	55	184	4,5	10	12	212	240	3	22	8	M 20	7,75	1	**135,10**
415200016	PN16	200 - (8")	219,1	340	24	62	235	6,3	10	16	268	295	3	22	12	M 20	11,2	1	**224,26**
415250016		250 - (10")	273	405	26	70	292	6,3	12	16	320	355	3	26	12	M 24	16,7	1	**346,62**
415300016		300 - (12")	323,9	460	28	78	344	7,1	12	16	378	410	4	26	12	M 24	22,1	1	**472,14**
415350016		350 - (14")	355,6	520	30	82	390	8	12	16	438	470	4	26	16	M 24	32	1	**712,02**
415400016		400 - (16")	406,4	580	32	85	445	8	12	16	490	525	4	30	16	M 27	40	1	**1532,73**

R 30 30

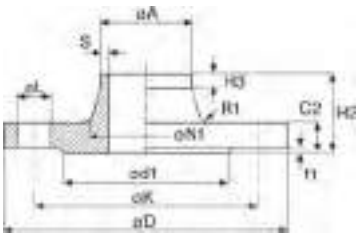

415/416/417

FLANGIA A COLLARINO

- WELDING NECK FLANGE
- VORSCHWEISS-FLANSCH
- BRIDE COLLERETTE
- BRIDA CUELLO

MATERIAL: P250GH / C22.8
NORM: EN 1092-1-11 tipo/type "B1"

PN 25

CODE	PN	Pipe DN	Pipe A mm	Flange D mm	C2 mm	H2 mm	N1 mm	S mm	R1 mm	H3 mm	d1 mm	K mm	f1 mm	L mm	Bolts Nº	Bolts Thr.	kg		€
415015016	PN10=16=25=40	15 - (1/2")	21,3	95	16	38	32	2	4	6	45	65	2	14	4	M 12	1	1	21,40
415020016		20 - (3/4")	26,9	105	18	40	40	2,3	4	6	58	75	2	14	4	M 12	1	1	22,65
415025016		25 - (1")	33,7	115	18	40	46	2,6	4	6	68	85	2	14	4	M 12	1,3	1	31,48
415032016		32 - (1"1/4)	42,4	140	18	42	56	2,6	6	6	78	100	2	18	4	M 16	1,91	1	36,58
415040016		40 - (1"1/2)	48,3	150	18	45	64	2,6	6	7	88	110	3	18	4	M 16	2,15	1	38,35
417050040	PN25=40	50 - (2")	60,3	165	20	48	75	2,9	6	8	102	125	3	18	4	M 16	2,8	1	51,26
417065040		65 - (2"1/2)	76,1	185	22	52	90	2,9	6	10	122	145	3	18	8	M 16	3,7	1	67,28
417080040		80 - (3")	88,9	200	24	58	105	3,2	8	12	138	160	3	18	8	M 16	4,8	1	85,53
417100040		100 - (4")	114,3	235	24	65	134	3,6	8	12	162	190	3	22	8	M 20	6,5	1	114,94
417125040		125 - (5")	139,7	270	26	68	162	4	8	12	188	220	3	26	8	M 24	9,1	1	149,80
417150040		150 - (6")	168,3	300	28	75	192	4,5	10	12	218	250	3	26	8	M 24	11,8	1	197,88
416200025	PN25	200 - (8")	219,1	360	30	80	244	6,3	10	16	278	310	3	26	12	M 24	17	1	338,49
416250025		250 - (10")	273	425	32	88	298	7,1	12	18	335	370	3	30	12	M 27	24,4	1	479,58
416300025		300 - (12")	323,9	485	34	92	352	8	12	18	395	430	4	30	16	M 27	31,2	1	689,85

R 30 30

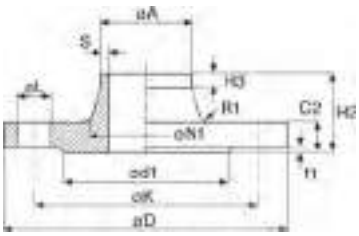

415/417

FLANGIA A COLLARINO

- WELDING NECK FLANGE
- VORSCHWEISS-FLANSCH
- BRIDE COLLERETTE
- BRIDA CUELLO

MATERIAL: P250GH / C22.8
NORM: EN 1092-1-11 tipo/type "B1"

PN 40

CODE	PN	Pipe DN	Pipe A mm	Flange D mm	C2 mm	H2 mm	N1 mm	S mm	R1 mm	H3 mm	d1 mm	K mm	f1 mm	L mm	Bolts Nº	Bolts Thr.	kg		€
415015016	PN10=16=25=40	15 - (1/2")	21,3	95	16	38	32	2	4	6	45	65	2	14	4	M 12	1	1	21,40
415020016		20 - (3/4")	26,9	105	18	40	40	2,3	4	6	58	75	2	14	4	M 12	1	1	22,65
415025016		25 - (1")	33,7	115	18	40	46	2,6	4	6	68	85	2	14	4	M 12	1,3	1	31,48
415032016		32 - (1"1/4)	42,4	140	18	42	56	2,6	6	6	78	100	2	18	4	M 16	1,91	1	36,58
415040016		40 - (1"1/2)	48,3	150	18	45	64	2,6	6	7	88	110	3	18	4	M 16	2,15	1	38,35
417050040	PN25=40	50 - (2")	60,3	165	20	48	75	2,9	6	8	102	125	3	18	4	M 16	2,8	1	51,26
417065040		65 - (2"1/2)	76,1	185	22	52	90	2,9	6	10	122	145	3	18	8	M 16	3,7	1	67,28
417080040		80 - (3")	88,9	200	24	58	105	3,2	8	12	138	160	3	18	8	M 16	4,8	1	85,53
417100040		100 - (4")	114,3	235	24	65	134	3,6	8	12	162	190	3	22	8	M 20	6,5	1	114,94
417125040		125 - (5")	139,7	270	26	68	162	4	8	12	188	220	3	26	8	M 24	9,1	1	149,80
417150040		150 - (6")	168,3	300	28	75	192	4,5	10	12	218	250	3	26	8	M 24	11,8	1	197,88
417200040	PN40	200 - (8")	219,1	375	34	88	244	6,3	10	16	285	320	3	30	12	M 27	21,5	1	404,42
417250040		250 - (10")	273	450	38	105	306	7,1	12	18	345	385	3	33	12	M 30	34,9	1	631,25
417300040		300 - (12")	323,9	515	42	115	362	8	12	18	410	450	4	33	16	M 30	49,7	1	1019,07

RACCORDERIE METALLICHE

R 30 30

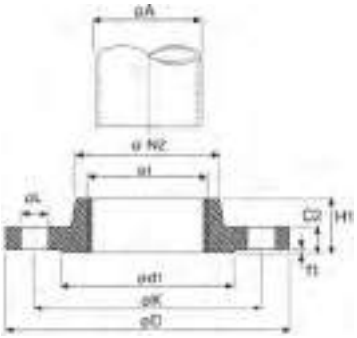

418

FLANGIA FILETTATA

- THREADED FLANGES
- GEWINDEFLANSCH
- BRIDE FILETÉ
- BRIDA ROSCADA

MATERIAL: P250GH / C22.8
NORM: EN 1092-1-13 tipo/type "B1"

PN 6

CODE	Pipe		Flange									Bolts		kg		€
	DN	A mm	Thr. Øi	D mm	C2 mm	H1 mm	N2 mm	d1 mm	K mm	f1 mm	L mm	Nº	Thr.			
418015006	15	21,3	Rp 1/2"	80	12	20	30	40	55	2	11	4	M 10	0,43	1	**15,10**
418020006	20	26,9	Rp 3/4"	90	14	24	40	50	65	2	11	4	M 10	0,66	1	**18,02**
418025006	25	33,7	Rp 1"	100	14	24	50	60	75	2	11	4	M 10	0,82	1	**19,44**
418032006	32	42,4	Rp 1"1/4	120	14	26	60	70	90	2	14	4	M 12	1,17	1	**24,19**
418040006	40	48,3	Rp 1"1/2	130	14	26	70	80	100	3	14	4	M 12	1,4	1	**27,61**
418050006	50	60,3	Rp 2"	140	14	28	80	90	110	3	14	4	M 12	1,59	1	**30,47**
418065006	65	76,1	Rp 2"1/2	160	14	32	100	110	130	3	14	4	M 12	2,17	1	**39,30**
418080006	80	88,9	Rp 3"	190	16	34	110	128	150	3	18	4	M 16	3,2	1	**61,20**
418100006	100	114,3	Rp 4"	210	16	40	130	148	170	3	18	4	M 16	3,59	1	**63,45**

R 30 30

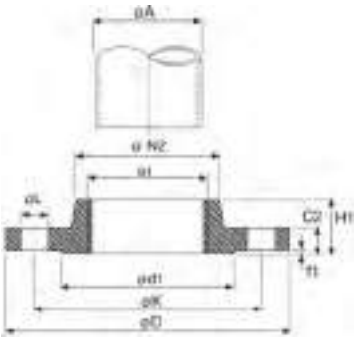

419

FLANGIA FILETTATA

- THREADED FLANGES
- GEWINDEFLANSCH
- BRIDE FILETÉ
- BRIDA ROSCADA

MATERIAL: P250GH / C22.8
NORM: EN 1092-1-13 tipo/type "B1"

PN 10/16

CODE	PN	Pipe		Flange									Bolts		kg		€
		DN	A mm	Thr. Øi	D mm	C2 mm	H1 mm	N2 mm	d1 mm	K mm	f1 mm	L mm	Nº	Thr.			
419015010	PN10=16=25=40	15	21,3	Rp 1/2"	95	16	22	35	45	65	2	14	4	M 12	0,5	1	**18,79**
419020010		20	26,9	Rp 3/4"	105	18	26	45	58	75	2	14	4	M 12	1	1	**23,36**
419025010		25	33,7	Rp 1"	115	18	28	52	68	85	2	14	4	M 12	1,5	1	**25,05**
419032010		32	42,4	Rp 1"1/4	140	18	30	60	78	100	2	18	4	M 16	2	1	**33,35**
419040010		40	48,3	Rp 1"1/2	150	18	32	70	88	110	4	18	4	M 16	2,1	1	**35,89**
419050010	PN10=16	50	60,3	Rp 2"	165	18	28	84	102	125	4	18	4	M 16	2,5	1	**45,39**
419065010		65	76,1	Rp 2"1/2	185	18	32	104	122	145	4	18	8	M 16	3	1	**55,52**
419080016		80	88,9	Rp 3"	200	20	34	118	138	160	4	18	8	M 16	4	1	**80,58**
419100010		100	114,3	Rp 4"	220	20	40	140	158	180	4	18	8	M 16	4,5	1	**87,23**
419125010		125	139,7	Rp 5"	250	22	44	168	188	210	4	18	8	M 16	6,5	1	**111,73**
419150010		150	168,3	Rp 6"	285	22	44	195	212	240	4	22	8	M 20	7,5	1	**148,95**

R 30 30

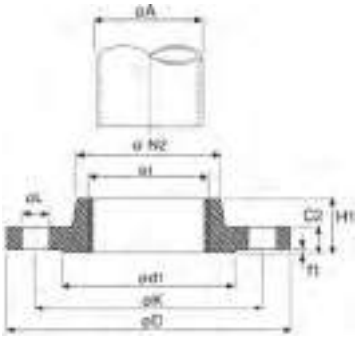

419/Z

FLANGIA FILETTATA ZINCATA

- GALVANIZED THREADED FLANGES
- GEWINDE-VERZINKT FLANSCH
- BRIDE FILETÉ GALVANISÉ
- BRIDA ROSCADA ZINCADA

MATERIAL: P250GH / C22.8
NORM: EN 1092-1-13 tipo/type "B1"

PN 10/16

CODE	PN	Pipe		Flange									Bolts		kg		€
		DN	A mm	Thr. ⌀i	D mm	C2 mm	H1 mm	N2 mm	d1 mm	K mm	f1 mm	L mm	Nº	Thr.			
419015010Z	PN10=16=25=40	15	21,3	Rp 1/2"	95	16	22	35	45	65	2	14	4	M 12	0,5	1	23,42
419020010Z		20	26,9	Rp 3/4"	105	18	26	45	58	75	2	14	4	M 12	1	1	29,14
419025010Z		25	33,7	Rp 1"	115	18	28	52	68	85	2	14	4	M 12	1,5	1	31,27
419032010Z		32	42,4	Rp 1"1/4	140	18	30	60	78	100	2	18	4	M 16	2	1	41,02
419040010Z		40	48,3	Rp 1"1/2	150	18	32	70	88	110	4	18	4	M 16	2,1	1	46,28
419050010Z	PN10=16	50	60,3	Rp 2"	165	18	28	84	102	125	4	18	4	M 16	2,5	1	57,61
419065010Z		65	76,1	Rp 2"1/2	185	18	32	104	122	145	4	18	8	M 16	3	1	75,14
419080016Z		80	88,9	Rp 3"	200	20	34	118	138	160	4	18	8	M 16	4	1	97,93
419100010Z		100	114,3	Rp 4"	220	20	40	140	158	180	4	18	8	M 16	4,5	1	101,44
419125010Z		125	139,7	Rp 5"	250	22	44	168	188	210	4	18	8	M 16	6,5	1	139,67
419150010Z		150	168,3	Rp 6"	285	22	44	195	212	240	4	22	8	M 20	7,5	1	186,10

R 30 30

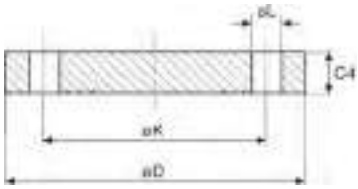

420

FLANGIA CIECA

- BLIND FLANGE
- BLINDFLANSCH
- BRIDE PLEINE
- BRIDA CIEGA

MATERIAL: P250GH / C22.8
NORM: EN 1092-1-05 tipo/type "A"

PN 6

CODE	DN	Flange				Bolts		kg		€
		C4 mm	D mm	K mm	L mm	Nº	Thr.			
420015006	15 - (1/2")	12	80	55	11	4	M 10	0,5	1	**23,33**
420020006	20 - (3/4")	14	90	65	11	4	M 10	0,7	1	**23,83**
420025006	25 - (1")	14	100	75	11	4	M 10	0,8	1	**26,02**
420032006	32 - (1"1/4)	16	120	90	14	4	M 12	1,2	1	**34,65**
420040006	40 - (1"1/2)	16	130	100	14	4	M 12	1,4	1	**39,55**
420050006	50 - (2")	16	140	110	14	4	M 12	1,6	1	**52,87**
420065006	65 - (2"1/2)	16	160	130	14	4	M 12	2,2	1	**66,08**
420080006	80 - (3")	18	190	150	18	4	M 16	3,4	1	**83,12**
420100006	100 - (4")	18	210	170	18	4	M 16	4,2	1	**103,74**
420125006	125 - (5")	20	240	200	18	8	M 16	6,1	1	**144,47**
420150006	150 - (6")	20	265	225	18	8	M 16	7,5	1	**206,28**
420200006	200 - (8")	22	320	280	18	8	M 16	12,3	1	**343,42**
420250006	250 - (10")	24	375	335	18	12	M 16	18,5	1	**543,10**
420300006	300 - (12")	24	440	395	22	12	M 20	25,5	1	**731,02**
420350006	350 - (14")	26	490	445	22	12	M 20	31,8	1	**on demand**
420400006	400 - (16")	28	540	495	22	16	M 20	38,5	1	**on demand**
420450006	450 - (18")	30	595	550	22	16	M 20	46,9	1	**on demand**
420500006	500 - (20")	30	645	600	22	20	M 20	60,1	1	**on demand**

R 30 30

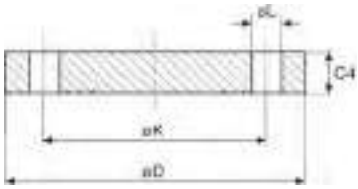

421/422

FLANGIA CIECA

- BLIND FLANGE
- BLINDFLANSCH
- BRIDE PLEINE
- BRIDA CIEGA

MATERIAL: P250GH / C22.8
NORM: EN 1092-1-05 tipo/type "A"

PN 10

CODE	PN	DN	Flange C4 mm	Flange D mm	Flange K mm	Flange L mm	Bolts Nº	Bolts Thr.	kg		€
422015016	PN10=16=25=40	15 - (1/2")	16	95	65	14	4	M 12	0,8	1	23,73
422020016		20 - (3/4")	18	105	75	14	4	M 12	1,1	1	24,62
422025016		25 - (1")	18	115	85	14	4	M 12	1,4	1	26,40
422032016		32 - (1"1/4)	18	140	100	18	4	M 16	2	1	35,63
422040016		40 - (1"1/2)	18	150	110	18	4	M 16	2,4	1	40,58
422050016	PN10=16	50 - (2")	18	165	125	18	4	M 16	2,9	1	54,44
422065016		65 - (2"1/2)	18	185	145	18	8	M 16	3,7	1	68,01
422080016		80 - (3")	20	200	160	18	8	M 16	4,6	1	85,49
422100016		100 - (4")	20	220	180	18	8	M 16	5,7	1	106,78
422125016		125 - (5")	22	250	210	18	8	M 16	8,1	1	148,70
422150016		150 - (6")	22	285	240	22	8	M 20	10,5	1	212,32
421200010	PN10	200 - (8")	24	340	295	22	8	M 20	16,5	1	363,63
421250010		250 - (10")	26	395	350	22	12	M 20	24	1	549,58
421300010		300 - (12")	26	445	400	22	12	M 20	31	1	790,67
421350010		350 - (14")	26	505	460	22	16	M 20	40	1	on demand
421400010		400 - (16")	26	565	515	26	16	M 24	50	1	on demand
421450010		450 - (18")	28	615	565	26	20	M 24	63	1	on demand
421500010		500 - (20")	28	670	620	26	20	M 24	75	1	on demand

R 30 30

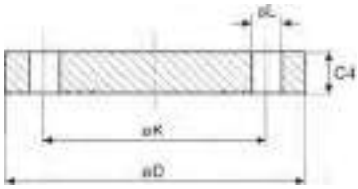

422

FLANGIA CIECA

- BLIND FLANGE
- BLINDFLANSCH
- BRIDE PLEINE
- BRIDA CIEGA

MATERIAL: P250GH / C22.8
NORM: EN 1092-1-05 tipo/type "A"

PN 16

CODE	PN	DN	Flange C4 mm	Flange D mm	Flange K mm	Flange L mm	Bolts Nº	Bolts Thr.	kg		€
422015016	PN10=16=25=40	15 - (1/2")	16	95	65	14	4	M 12	0,8	1	23,73
422020016		20 - (3/4")	18	105	75	14	4	M 12	1,1	1	24,62
422025016		25 - (1")	18	115	85	14	4	M 12	1,4	1	26,40
422032016		32 - (1"1/4)	18	140	100	18	4	M 16	2	1	35,63
422040016		40 - (1"1/2)	18	150	110	18	4	M 16	2,4	1	40,58
422050016	PN10=16	50 - (2")	18	165	125	18	4	M 16	2,9	1	54,44
422065016		65 - (2"1/2)	18	185	145	18	8	M 16	3,7	1	68,01
422080016		80 - (3")	20	200	160	18	8	M 16	4,6	1	85,49
422100016		100 - (4")	20	220	180	18	8	M 16	5,7	1	106,78
422125016		125 - (5")	22	250	210	18	8	M 16	8,1	1	148,70
422150016		150 - (6")	22	285	240	22	8	M 20	10,5	1	212,32
422200016	PN16	200 - (8")	24	340	295	22	12	M 20	16,5	1	370,45
422250016		250 - (10")	26	405	355	26	12	M 24	25	1	560,30
422300016		300 - (12")	28	460	410	26	12	M 24	35	1	809,66
422500016		500 - (20")	44	715	650	33	20	M 30	133	1	on demand
422350016		350 - (14")	30	520	470	26	16	M 24	48	1	on demand
422400016		400 - (16")	32	580	525	30	16	M 27	63,5	1	on demand
422450016		450 - (18")	40	640	585	30	20	M 27	96,5	1	on demand

R 30 31

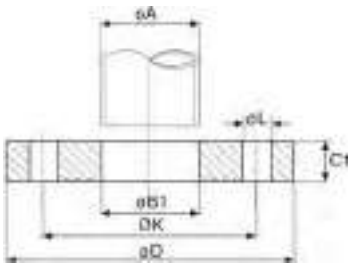

410/I IMPORT

FLANGIA PIANA

- PLATE FLANGE
- GLATTE FLANSCH
- BRIDE PLATE
- BRIDA PLANA

MATERIAL: S 235 JR (R.St. 37.2)
Fino ad esaurimento scorte
Available while supplies last

P 245 GH
Nuovo materiale - New material

PN 6

NORM: EN 1092-1-01 tipo/type "A"

CODE	Pipe		Flange					Bolts		kg		€
	DN	A mm	B1 mm	D mm	C1 mm	K mm	L mm	Nº	Thr.			
410025006I	25 - (1")	33,7	34,5	100	14	75	11	4	M 10	0,72	1	**13,22**
410032006I	32 - (1"1/4)	42,4	43,5	120	16	90	14	4	M 12	1,16	1	**16,73**
410040006I	40 - (1"1/2)	48,3	49,5	130	16	100	14	4	M 12	1,35	1	**25,27**
410050006I	50 - (2")	60,3	61,5	140	16	110	14	4	M 12	1,48	1	**26,08**
410065006I	65 - (2"1/2)	76,1	77,5	160	16	130	14	4	M 12	1,86	1	**33,48**
410080006I	80 - (3")	88,9	90,5	190	18	150	18	4	M 16	2,95	1	**50,16**
410100006I	100 - (4")	114,3	116	210	18	170	18	4	M 16	3,26	1	**58,69**
410125006I	125 - (5")	139,7	141,5	240	20	200	18	8	M 16	4,31	1	**75,42**
410150006I	150 - (6")	168,3	170,5	265	20	225	18	8	M 16	4,76	1	**83,74**
410200006I	200 - (8")	219,1	221,5	320	22	280	18	8	M 16	6,88	1	**125,22**
410250006I	250 - (10")	273	276,5	375	24	335	18	12	M 16	8,92	1	**161,19**
410300006I	300 - (12")	323,9	327,5	440	24	395	22	12	M 20	11,9	1	**241,19**

R 30 31

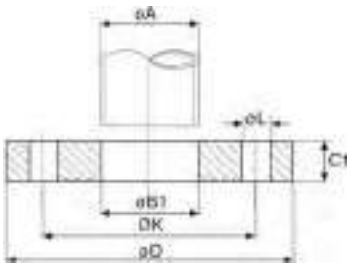

411/I IMPORT

FLANGIA PIANA

- PLATE FLANGE
- GLATTE FLANSCH
- BRIDE PLATE
- BRIDA PLANA

MATERIAL: S 235 JR (R.St. 37.2)
Fino ad esaurimento scorte
Available while supplies last

P 245 GH
Nuovo materiale - New material

PN 10 **NORM:** EN 1092-1-01 tipo/type "A"

CODE	PN	Pipe		Flange					Bolts		kg		€
		DN	A mm	B1 mm	D mm	C1 mm	K mm	L mm	N°	Thr.			
411015010I	PN10=16=25=40	15 - (1/2")	21,3	22	95	14	65	14	4	M 12	0,67	1	**15,74**
411020010I		20 - (3/4")	26,9	27,5	105	16	75	14	4	M 12	0,94	1	**19,57**
411025010I		25 - (1")	33,7	34,5	115	16	85	14	4	M 12	1,11	1	**20,35**
411032010I		32 - (1"1/4)	42,4	43,5	140	18	100	18	4	M 16	1,82	1	**35,76**
411040010I		40 - (1"1/2)	48,3	49,5	150	18	110	18	4	M 16	2,08	1	**36,87**
411050010I	PN10=16	50 - (2")	60,3	61,5	165	20	125	18	4	M 16	2,73	1	**44,89**
411065010I		65 - (2"1/2)	76,1	77,5	185	20	145	18	8	M 16	3,16	1	**53,64**
412080016I		80 - (3")	88,9	90,5	200	20	160	18	8	M 16	3,6	1	**60,04**
411100010I		100 - (4")	114,3	116	220	22	180	18	8	M 16	4,39	1	**75,66**
411125010I		125 - (5")	139,7	141,5	250	22	210	18	8	M 16	5,41	1	**96,11**
411150010I		150 - (6")	168,3	170,5	285	24	240	22	8	M 20	7,14	1	**118,84**
411200010I	PN10	200 - (8")	219,1	221,5	340	24	295	22	8	M 20	9,27	1	**170,53**
411250010I		250 - (10")	273	276,5	395	26	350	22	12	M 20	11,8	1	**210,08**
411300010I		300 - (12")	323,9	327,5	445	26	400	22	12	M 20	13,6	1	**254,46**
411350010I		350 - (14")	355,6	359,5	505	28	460	22	16	M 20	21,8	1	**383,64**

R 30 31

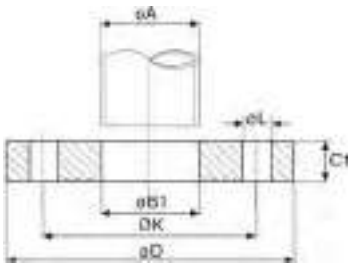

411/I - 412/I IMPORT

FLANGIA PIANA

- PLATE FLANGE
- GLATTE FLANSCH
- BRIDE PLATE
- BRIDA PLANA

MATERIAL: S 235 JR (R.St. 37.2)
Fino ad esaurimento scorte
Available while supplies last

P 245 GH
Nuovo materiale - New material

PN 16 **NORM:** EN 1092-1-01 tipo/type "A"

CODE	PN	Pipe		Flange					Bolts		kg		€
		DN	A mm	B1 mm	D mm	C1 mm	K mm	L mm	Nº	Thr.			
411015010I	PN10=16=25=40	15 - (1/2")	21,3	22	95	14	65	14	4	M 12	0,67	1	**15,74**
411020010I		20 - (3/4")	26,9	27,5	105	16	75	14	4	M 12	0,94	1	**19,57**
411025010I		25 - (1")	33,7	34,5	115	16	85	14	4	M 12	1,11	1	**20,35**
411032010I		32 - (1"1/4)	42,4	43,5	140	18	100	18	4	M 16	1,82	1	**35,76**
411040010I		40 - (1"1/2)	48,3	49,5	150	18	110	18	4	M 16	2,08	1	**36,87**
411050010I	PN10=16	50 - (2")	60,3	61,5	165	20	125	18	4	M 16	2,73	1	**44,89**
411065010I		65 - (2"1/2)	76,1	77,5	185	20	145	18	8	M 16	3,16	1	**53,64**
412080016I		80 - (3")	88,9	90,5	200	20	160	18	8	M 16	3,6	1	**60,04**
411100010I		100 - (4")	114,3	116	220	22	180	18	8	M 16	4,39	1	**75,66**
411125010I		125 - (5")	139,7	141,5	250	22	210	18	8	M 16	5,41	1	**96,11**
411150010I		150 - (6")	168,3	170,5	285	24	240	22	8	M 20	7,14	1	**118,84**
412200016I	PN16	200 - (8")	219,1	221,5	340	26	295	22	12	M 20	9,73	1	**172,14**
412250016I		250 - (10")	273	276,5	405	29	355	26	12	M 24	14,2	1	**246,09**
412300016I		300 - (12")	323,9	327,5	460	32	410	26	12	M 24	19,0	1	**348,18**
412350016I		350 - (14")	355,6	359	520	35	470	26	16	M 24	28,2	1	**501,79**

R 30 31

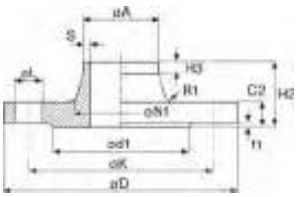

414/415 IMPORT

FLANGIA A COLLARINO

- WELDING NECK FLANGE
- VORSCHWEISS-FLANSCH
- BRIDE COLLERETTE
- BRIDA CUELLO

PN 10

MATERIAL: P250GH / C22.8
NORM: EN 1092-1-11 tipo/type "B1"

CODE	PN	Pipe		Flange											Bolts		kg		€
		DN	A mm	D mm	C2 mm	H2 mm	N1 mm	S mm	R1 mm	H3 mm	d1 mm	K mm	f1 mm	L mm	Nº	Thr.			
415025016I	PN10=40	25 - (1")	33,7	115	18	40	46	2,6	4	6	68	85	2	14	4	M 12	1,3	1	**32,54**
415032016I		32 - (1"1/4)	42,4	140	18	42	56	2,6	6	6	78	100	2	18	4	M 16	1,91	1	**39,95**
415040016I		40 - (1"1/2)	48,3	150	18	45	64	2,6	6	7	88	110	3	18	4	M 16	2,15	1	**40,36**
415050016I	PN10=16	50 - (2")	60,3	165	18	45	74	2,9	6	8	102	125	3	18	4	M 16	2,53	1	**44,17**
415065016I		65 - (2"1/2)	76,1	185	18	45	92	2,9	6	10	122	145	3	18	8	M 16	3,03	1	**52,89**
415080016I		80 - (3")	88,9	200	20	50	105	3,2	6	10	138	160	3	18	8	M 16	3,92	1	**68,43**
415100016I		100 - (4")	114,3	220	20	52	131	3,6	8	12	158	180	3	18	8	M 16	4,62	1	**84,33**
415125016I		125 - (5")	139,7	250	22	55	156	4	8	12	188	210	3	18	8	M 16	6,3	1	**114,95**
415150016I		150 - (6")	168,3	285	22	55	184	4,5	10	12	212	240	3	22	8	M 20	7,75	1	**142,53**
414200010I	PN10	200 - (8")	219,1	340	24	62	234	6,3	10	16	268	295	3	22	8	M 20	11,3	1	**211,72**
414250010I		250 - (10")	273	395	26	68	292	6,3	12	16	320	350	3	22	12	M 20	15,8	1	**288,37**
414300010I		300 - (12")	323,9	445	26	68	342	7,1	12	16	370	400	4	22	12	M 20	18,3	1	**333,93**

R 30 31

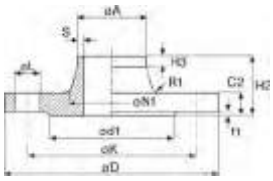

415 IMPORT

FLANGIA A COLLARINO

- WELDING NECK FLANGE
- VORSCHWEISS-FLANSCH
- BRIDE COLLERETTE
- BRIDA CUELLO

PN 16

MATERIAL: P250GH / C22.8
NORM: EN 1092-1-11 tipo/type "B1"

CODE	PN	Pipe		Flange											Bolts		kg		€
		DN	A mm	D mm	C2 mm	H2 mm	N1 mm	S mm	R1 mm	H3 mm	d1 mm	K mm	f1 mm	L mm	Nº	Thr.			
415025016I	PN10=40	25 - (1")	33,7	115	18	40	46	2,6	4	6	68	85	2	14	4	M 12	1,3	1	**32,54**
415032016I		32 - (1"1/4)	42,4	140	18	42	56	2,6	6	6	78	100	2	18	4	M 16	1,91	1	**39,95**
415040016I		40 - (1"1/2)	48,3	150	18	45	64	2,6	6	7	88	110	3	18	4	M 16	2,15	1	**40,36**
415050016I	PN10=16	50 - (2")	60,3	165	18	45	74	2,9	6	8	102	125	3	18	4	M 16	2,53	1	**44,17**
415065016I		65 - (2"1/2)	76,1	185	18	45	92	2,9	6	10	122	145	3	18	8	M 16	3,03	1	**52,89**
415080016I		80 - (3")	88,9	200	20	50	105	3,2	6	10	138	160	3	18	8	M 16	3,92	1	**68,43**
415100016I		100 - (4")	114,3	220	20	52	131	3,6	8	12	158	180	3	18	8	M 16	4,62	1	**84,33**
415125016I		125 - (5")	139,7	250	22	55	156	4	8	12	188	210	3	18	8	M 16	6,3	1	**114,95**
415150016I		150 - (6")	168,3	285	22	55	184	4,5	10	12	212	240	3	22	8	M 20	7,75	1	**142,53**
415200016I	PN16	200 - (8")	219,1	340	24	62	235	6,3	10	16	268	295	3	22	12	M 20	11,2	1	**213,84**
415250016I		250 - (10")	273	405	26	70	292	6,3	12	16	320	355	3	26	12	M 24	16,7	1	**304,74**
415300016I		300 - (12")	323,9	460	28	78	344	7,1	12	16	378	410	4	26	12	M 24	22,1	1	**403,27**

FOCUS ON

TIPI DI FLANGE / *FLANGE TYPES* - NORMA / *NORM EN 1092-1*

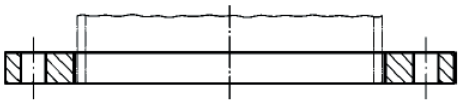

Type 01: Flangia a piastra (piana) da saldare
Plate flange for welding

Type 02: Flangia libera piana con collarino a saldare o con estremità tubo a sovrapposizione
Loose plate flange with weld-on collar or lapped pipe end

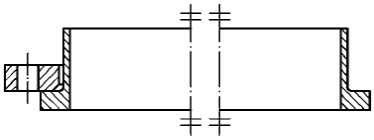

Type 02: Flangia libera piana con colletto ad anello a saldare
Loose plate flange with weld ring neck

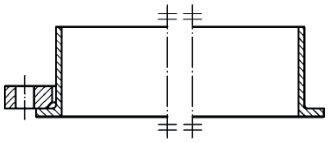

Type 02: Flangia libera piana con anello stampato a collo lungo
Loose plate flange with pressed collar with long neck

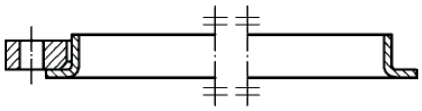

Type 02: Flangia libera piana con collarino stampato
Loose plate flange with pressed collar

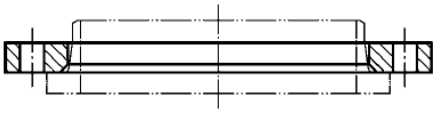

Type 04: Flangia a piastra mobile con colletto a saldare su collare
Loose plate flange with weld-neck collar

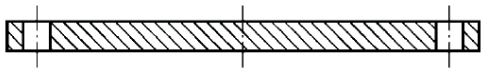

Type 05: Flangia cieca / *Blind flange*

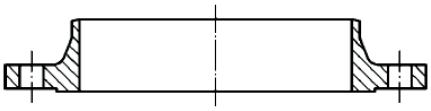

Type 11: Flangia a collarino da saldare / *Weld-neck flange*

Type 12: Flangia con collare e manicotto, da saldare
Hubbed slip-on flange for welding

Type 13: Flangia con manicotto filettato
Hubbed threaded flange

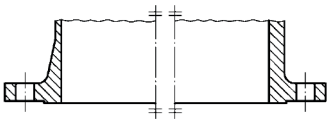

Type 21: Flangia monoblocco / *Integral flange*

TIPI DI SEDE FLANGE / *FLANGE FACING TYPES* - NORMA / *NORM EN 1092-1*

Tipo / *type A*
Supercie di tenuta piatta
Flat face

Tipo / *type B*
Tenuta a gradino (B1 e B2)
Raised face (B1 and B2)

Tipo / *type C*
A linguetta
Tongue

Tipo / *type D*
A scanalatura
Groove

Tipo / *type E*
A imboccatura
Spigot

Tipo / *type F*
Incassata
Recess

Tipo / *type G*
A imboccatura con anello toroidale
O-ring spigot

Tipo / *type H*
A scanalatura con anello toroidale
O-ring groove

R 30 30

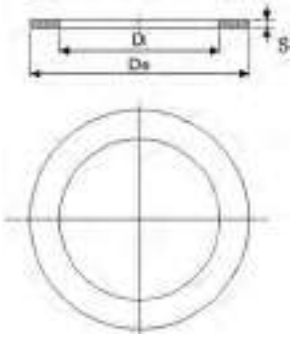

434/PN 6

GUARNIZIONE ECOLOGICA PER FLANGE

- GASKET FOR FLANGE
- FLANSCHDICHTUNG
- JOINT POUR BRIDE
- JUNTA ECOLÓGICA PARA BRIDA

MATERIAL: Sesalit Eco
NORM: EN 1092-1

PN 6

CODE	DN	De mm	Di mm	S mm	g		€
434015006	15 - (1/2")	44	20	2	4	10	**0,86**
434020006	20 - (3/4")	54	25	2	6	10	**1,26**
434025006	25 - (1")	64	30	2	9	10	**1,75**
434032006	32 - (1"1/4)	75	38	2	11	10	**2,35**
434040006	40 - (1"1/2)	85	45	2	14	10	**3,07**
434050006	50 - (2")	95	57	2	15	10	**4,67**
434065006	65 - (2"1/2)	115	76	2	19	10	**6,43**
434080006	80 - (3")	132	89	2	26	10	**7,62**
434100006	100 - (4")	152	108	2	29	10	**9,02**
434125006	125 - (5")	182	133	2	41	10	**12,54**
434150006	150 - (6")	207	160	2	38	10	**14,28**
434200006	200 - (8")	262	218	2	58	10	**22,26**
434250006	250 - (10")	317	273	2	78	10	**29,66**
434300006	300 - (12")	373	318	2	113	10	**32,04**

Sesalit ECO: fibre organiche e sintetiche legate con gomma NBR/SBR esente amianto
IMPIEGHI: Acqua calda e fredda, olii vegetali ed animali, aria, alcuni carburanti (no GAS)
LIMITI DI TEMPERATURA ORIENTATIVI
Temperatura massima per brevi esposizioni: 180°-200° C
Temperatura massima di esercizio continuo per fluidi non aggressivi: 140° C
Temperatura massima di esercizio continuo con vapore: 110° C
OMOLOGAZIONI: acqua potabile WRAS n° 1605525

Sesalit ECO: organic and synthetic fibers bonded with NBR/SBR asbestos-free
USES: hot and cold water, vegetable and animal oils, air, some fuels (no GAS)
GUIDELINE TEMPERATURE LIMITS
Maximum temperature for short exposure: 180°-200° C
Maximum operating temperature for continuous non-aggressive fluids: 140° C
Maximum temperature for continuous operation with steam: 110° C
APPROVAL: potable water WRAS n° 1605525

R 30 30

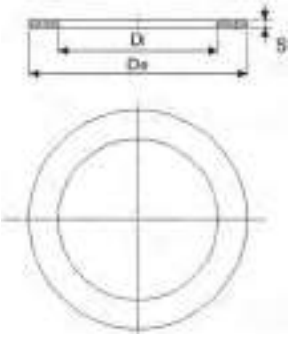

434/PN 10/16

GUARNIZIONE ECOLOGICA PER FLANGE

- GASKET FOR FLANGE
- FLANSCHDICHTUNG
- JOINT POUR BRIDE
- JUNTA ECOLÓGICA PARA BRIDA

MATERIAL: Sesalit Eco
NORM: EN 1092-1

PN 10/16

CODE	DN	De mm	Di mm	S mm	g		€
434015000	15 - (1/2")	50	20	2	6	10	**0,86**
434020000	20 - (3/4")	60	25	2	8	10	**1,24**
434025000	25 - (1")	70	30	2	10	10	**1,74**
434032000	32 - (1"1/4)	82	38	2	14	10	**2,35**
434040000	40 - (1"1/2)	92	45	2	17	10	**3,07**
434050000	50 - (2")	108	57	2	22	10	**4,62**
434065000	65 - (2"1/2)	127	76	2	27	10	**6,38**
434080000	80 - (3")	142	89	2	30	10	**7,55**
434100000	100 - (4")	162	108	2	38	10	**8,66**
434125000	125 - (5")	192	140	2	44	10	**12,18**
434150000	150 - (6")	218	169	2	55	10	**13,90**
434200000	200 - (8")	273	218	2	71	10	**21,53**
434250000	250 - (10")	328	273	2	91	10	**28,91**
434300000	300 - (12")	378	318	2	137	10	**31,38**
434350000	350 - (14")	438	368	2	162	10	**42,67**
434400000	400 - (16")	490	420	2	180	10	**53,29**

Sesalit ECO: fibre organiche e sintetiche legate con gomma NBR/SBR esente amianto
IMPIEGHI: Acqua calda e fredda, olii vegetali ed animali, aria, alcuni carburanti (no GAS)
LIMITI DI TEMPERATURA ORIENTATIVI
Temperatura massima per brevi esposizioni: 180º-200º C
Temperatura massima di esercizio continuo per fluidi non aggressivi: 140º C
Temperatura massima di esercizio continuo con vapore: 110º C
Temperatura minima di esercizio -40ºC
OMOLOGAZIONI: acqua potabile WRAS nº 240155028

Sesalit ECO: organic and synthetic fibers bonded with NBR/SBR asbestos-free
USES: hot and cold water, vegetable and animal oils, air, some fuels (no GAS)
GUIDELINE TEMPERATURE LIMITS
Maximum temperature for short exposure: 180º-200º C
Maximum operating temperature for continuous non-aggressive fluids: 140º C
Maximum temperature for continuous operation with steam: 110º C
Minimum operating temperature -40ºC
APPROVAL: potable water WRAS nº 240155028

R 30 30

435/000

BULLONE E DADO ZINCATI PER FLANGIA

- GALVANISED HEXAGONAL BOLT AND NUT FOR FLANGE
- SCHRAUBEN UND MUTTEN VERZINKT FUER FLANSCH
- BOULON D'ASSEMBLAGE GALVANISÉ À TÊTE HEXAGONALE POUR BRIDE
- TORNILLO Y TUERCA PARA BRIDA

MATERIAL: 8.8 min. ISO 898-1

CODE	Measure	g			€
435012000	M 12 x 50 + dado / nut M 12	70	4	80*	**3,03**
435016000	M 16 x 65 + dado / nut M 16	154	4	40*	**6,15**
435016080	M 16 x 80 + dado / nut M 16	197	4*	24	**6,60**
435016090	M 16 x 90 + dado / nut M 16	212	4*	24	**7,21**
435016095	M 16 x 95 + dado / nut M 16	220	4*	24	**11,03**
435016100	M 16 x 100 + dado / nut M 16	228	4*	24	**7,83**
435016110	M 16 x 110 + dado / nut M 16	243	4*	24	**8,46**
435016120	M 16 x 120 + dado / nut M 16	259	4*	24	**9,17**
435016130	M 16 x 130 + dado / nut M 16	273	4*	24	**11,45**
435016140	M 16 x 140 + dado / nut M 16	288	4*	24	**13,83**
435020000	M 20 x 80 + dado / nut M 20	300	4	24*	**11,07**
435020100	M 20 x 100 + dado / nut M 24	374	4*	24	**13,71**
435020110	M 20 x 110 + dado / nut M 24	398	4*	24	**17,60**
435020150	M 20 x 150 + dado / nut M 24	493	4*	24	**25,59**
435020160	M 20 x 160 + dado / nut M 24	517	4*	24	**28,71**
435024000	M 24 x 100 + dado / nut M 24	610	4	24*	**20,82**

(*) unità minima di vendita / minimum selling quantity

FOCUS ON

BULLONI PER FLANGE / *BOLTS AND NUTS FOR FLANGES*

DN	DN inch	PN6		PN10		PN16		PN25		PN40	
		viti	N° pezzi	viti	N° pezzi	viti	N° pezzi	viti	N° pezzi	viti	N° pezzi
15	1/2"	M10x45	4	M12x50	4	M12x50	4	M12x50	4	M12x50	4
20	3/4"	M10x45	4	M12x50	4	M12x50	4	M12x50	4	M12x50	4
25	1"	M10x45	4	M12x50	4	M12x50	4	M12x50	4	M12x50	4
32	1" 1/4	M12x50	4	M16x65	4	M16x65	4	M16x65	4	M16x65	4
40	1" 1/2	M12x50	4	M16x65	4	M16x65	4	M16x65	4	M16x65	4
50	2"	M12x50	4	M16x65	4	M16x65	4	M16x65	4	M16x65	4
65	2" 1/2	M12x50	4	M16x65	8	M16x65	8	M16x65	8	M16x65	8
80	3"	M16x65	4	M16x65	8	M16x65	8	M16x65	8	M16x65	8
100	4"	M16x65	4	M16x65	8	M16x65	8	M20x80	8	M20x80	8
125	5"	M16x65	8	M16x65	8	M16x65	8	M24x100	8	M24x100	8
150	6"	M16x65	8	M20x80	8	M20x80	8	M24x100	8	M24x100	8
200	8"	M16x65	8	M20x80	8	M20x80	12	M24x100	12	M27x100	12

NOTE

M10x45 - M27x100 = Non presenti in assortimento / *Absent on product range.*

R 40 42

224

NASTRO PTFE SPESSORE 0,075 MM

- PTFE TAPE
- TEFLONBAND
- ROULEAU DE TEFLON
- CINTA DE TEFLON

CODE	Measure	Thickness mm	g		€
224102010	1/2" (12 mm) x 10 m	0,075	10	200	**0,90**
224102012	1/2" (12 mm) x 12 m	0,075	10	200	**0,99**
224304012	3/4" (19 mm) x 12 m	0,075	14	100	**1,79**
224304050	3/4" (19 mm) x 50 m	0,075	42	50	**6,67**
224100050	1" (25 mm) x 50 m	0,075	68	50	**8,47**

Tolleranze dimensionali: lunghezza +/- 5% larghezza +/- 0,5 mm spessore +/- 0,015 mm densità +/- 5%
Temperatura di utilizzo: da -40° a 260° C Stabilità: fino alla temperatura di 260° C

Dimensional tolerances: length +/- 5% width +/- 0,5 mm +/- 0,015 mm thickness Density +/- 5%
Temperature range: from -40° to 260° C Stability: up to 260° C

R 40 42

224 GAS

NASTRO PTFE GAS SPESSORE 0,2 MM

- PTFE GAS TAPE
- TEFLONBAND GAS
- ROULEAU DE TEFLON GAS
- CINTA DE TEFLON GAS

CODE	Measure	Thickness mm	g		€
224102200	1/2" (12 mm) x 12 m	0,2	26	100	**4,10**

TOLLERANZE DIMENSIONALI: lunghezza +/- 5% larghezza +/- 0,5 mm spessore +/- 0,015 mm densità +/- 5%
TEMPERATURA DI UTILIZZO: da -40° a 260° C Stabilità: fino alla temperatura di 260° C

DIMENSIONAL TOLERANCES: length +/- 5% width +/- 0,5 mm +/- 0,015 mm thickness Density +/- 5%
TEMPERATURE RANGE: from -40° to 260° C Stability: up to 260° C

R 40 42

224 GAS 15

NASTRO PTFE GAS SPESSORE 0,2 MM

- PTFE GAS TAPE
- TEFLONBAND GAS
- ROULEAU DE TEFLON GAS
- CINTA DE TEFLON GAS

CODE	Measure	Thickness mm	g		€
224304201	3/4" (19 mm) x 15 m	0,2	48	10	**6,66**

TOLLERANZE DIMENSIONALI: lunghezza +/- 5% larghezza +/- 0,5 mm spessore +/- 0,015 mm densità +/- 5%
TEMPERATURA DI UTILIZZO: da -40° a 260° C Stabilità: fino alla temperatura di 260° C

DIMENSIONAL TOLERANCES: length +/- 5% width +/- 0,5 mm +/- 0,015 mm thickness Density +/- 5%
TEMPERATURE RANGE: from -40° to 260° C Stability: up to 260° C

R 40 41

227

CANAPA EXTRA FINE BIANCA

- HEMP
- HANF
- FILASSE
- CAÑAMO

CODE	Description	kg		€/Kg
227000000	Balla da 50 Kg - Bale of 50 Kg	50	1	44,42
227100000	Imballo in sacchetti da 1 kg - Bag of 1 Kg	5	1	59,98
227250000	Imballo in sacchetti da 250 gr - Bag of 250 gr	5	1	63,79

La canapa è un prodotto naturale e non sono presenti materie chimiche nel processo di produzione e trattamento.
Fasi di produzione: dopo la coltivazione del lino, viene macerato e diviene lino gramolato che, attraverso la macchina pettinatrice, viene manualmente trasformato in canapa senza alcuna aggiunta chimica.

Hemp its a natural product and there is not chemical materials in the process of the production and treatment.
Production steps: after cultivation flax is macerated, becoming rippled flax, which through the hacking machine is manually transformed into hemp without addition of chemical materials.

R 40 43

228

PASTA VERDE

- GREEN PASTE
- GRÜNE PASTE
- PATE VERTE
- PASTA VERDE

CODE	Description	g		€
228000000	Pasta verde - green paste	474	30	6,04
228000001	Pasta verde per gas - Green paste for gas	474	30	8,56

IMPIEGHI
Mastice in pasta per la sigillatura di giunti e raccordi filettati delle condotte di acqua fredda e calda, gas, aria. Non indicato per GPL. Mastice di elevata qualità da usare con canapa non è tossico, non secca, durevolmente morbido, ottima aderenza su filettature bagnate e unte, giunzioni svitabili in ogni momento.
Temperatura utilizzo: -20ºC ÷ 70ºC Gas -20ºC ÷ 90ºC Acqua
MODALITA' DI APPLICAZIONE
1. Rimuovere olio, grasso, sporco e oli da taglio residui dalle filettature.
2. Applicare la canapa sulla filettatura di un tubo avvolgendola secondo il senso di avvitamento.
3. Stendere un velo di pasta col dito, spalmandola sempre nel senso della filettatura e facendo in modo che essa incorpori la canapa e la mantenga senza sfilacciature.
Il suo compito è quello di creare, insieme alla canapa, durante l'avvitatura del tubo, una barriera sigillante contro le fughe di acqua o del fluido che è destinato a scorrere nel tubo. Il tutto preservando i raccordi dalla ruggine, dall'invecchiamento, rendendoli facilmente smontabili.

APPLICATIONS
Mastic paste for sealing joints and threaded connections of cold and hot water pipes, gas, air. Not suitable for LPG. Mastic of high quality to be used with hemps is non-toxic, non-drying, permanently soft, good grip on wet and greasy thread, joints unscrewed at any time.
Temperature: -20ºC ÷ 70ºC Gas -20ºC ÷ 90ºC water
IMPLEMENTING RULES
1. Remove oil, grease, dirt and oils and cutting debris from the threads.
2. Apply the hemp on the tube thread by wrapping it along the direction of screwing.
3. Spread a thin layer of dough with a finger, spalmandola always in the direction of the thread, and making sure that it incorporates hemp and keep lint.
Its use is to create, together with hemp, during tightening of the tube, a barrier sealant against leaks of water or fluid that cross into the tube. All to save the fittings from rusting, aging, making them easily removable.

R 40 43

229

SIGILLANTE ANAEROBICO

- ANAEROBIC ADHESIVE
- ANAEROBE DICHTUNG
- SCELLAGE D'ÉTANCHEITÉ
- SELLANTE ANAEROBICO

NOTE: Omologazione DVGW GAS

CODE	Quantity	g		€
229000050	50 ml	74	12	**16,51**
229000100	100 ml	128	10	**21,26**

DESCRIZIONE DEL PRODOTTO

Selon 616 è un prodotto anaerobico monocomponente adatto alla sigillatura di parti filettate e piane in impianti civili ed industriali di acqua, aria, gas, gasolio, GPL, ecc. il prodotto è conforme alla norma DIN EN 751-1. Può essere impiegato su raccordi fino a 2 'con filettature a norma. Il prodotto polimerizza spontaneamente quando si trova in assenza d'aria all'interno di superfici metalliche. SIGILLANTE DI MEDIA RESISTENZA. MOLTISSIME AREE DI UTILIZZO; ARIA, GAS, ACQUA. RAPIDO ANCHE ALLE BASSE TEMPERATURE.
OMOLOGATO PER GAS DVGW - CERTIFICAZIONE NR NG-5146BM0328

CARATTERISTICHE DEL PRODOTTO LIQUIDO

NATURA: Resina metacrilica anaerobica
COLORE: Blu
VISCOSITA' 25ºC: 30.000-60.000 mPa.s
PESO SPECIFICO (g/ml): 1,07
INFIAMMABILITÀ: >100ºC
Conservazione del prodotto: Luogo fresco e asciutto
Stabilità a magazzino: 16 mesi a temperatura +5ºC e +28ºC.

PRESTAZIONI DEL PRODOTTO POLIMERIZZATO

Velocità di reazione - blocco alla mano: 10-15 minuti
Coppia di svitamento Iniziale ISO-10964: 20-28 N.m
Coppia di svitamento Residua ISO-10964: 10-15 N.m
Indurimento funzionale: 3-6 ore
Indurimento finale: 12-24 ore
Temperatura di esercizio: -50 ºC +150 ºC
Gioco max diametrale: 0,30 mm

INFORMAZIONI SULLA POLIMERIZZAZIONE

La velocità di polimerizzazione è influenzata da due fattori principali: natura dei materiali, temperatura alla quale avviene la reazione. Il grafico seguente dimostra il comportamento del prodotto su alcuni tipi di metallo. Le prove sono state condotte utilizzando viti M10 e valutate secondo le norme ISO 10964. La temperatura ambientale influenza la velocità di reazione. La temperatura ideale di polimerizzazione è compresa tra 20ºC e i 25ºC. Temperature comprese tra i 5ºC e i 20ºC rallentano la reazione, temperature superiori la velocizzano.

RESISTENZA AI PRODOTTI CHIMICI

Metodo di prova ISO 10964 (testato a 22ºC).
Coppia di svitamento % valutata dopo immersione.

	T ºC	100 h	500 h	1000 h
Acqua/Glicole	85	110	110	105
Liquido per freni	22	100	100	100
Olio motore	125	105	110	110
Acetone	22	105	100	105
Benzina	22	105	105	105

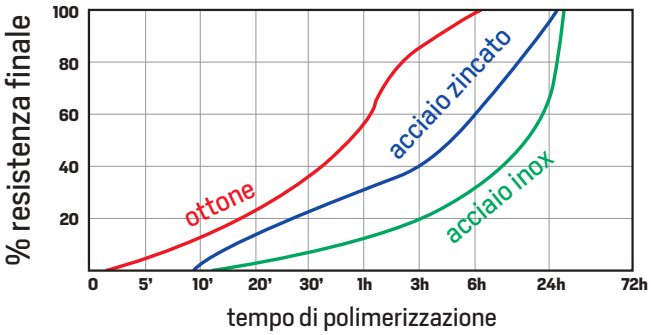

ISTRUZIONI PER UN CORRETTO UTILIZZO

Questo prodotto non è adatto per accoppiamenti metallo-plastica e in circuiti d'ossigeno nonché per la sigillatura di impianti con prodotti basici o acidi fortemente ossidanti. Utilizzare su filettature metalliche a norma pulite e sgrassate. Applicare il prodotto sui primi giri di filetto maschio e mezzo giro sulla femmina. E' fondamentale serrare a fondo. Una chiusura blanda e superficiale può causare perdite nel tempo. Non aprire ne orientare i giunti dopo il serraggio. Prima di mettere in funzione l'impianto attendere 24 ore per consentire la completa polimerizzazione del sigillante. In caso di montaggio in serie si consiglia di bloccare con un giratubi la giunzione precedente onde evitare la rottura del film in fase di formazione. Su superfici metalliche passivate utilizzare il prodotto in combinazione all'attivatore SELON 7300. Consultare la scheda di sicurezza prima dell'uso.

INFORMAZIONI GENERALI

I dati contenuti in questo documento sono forniti a titolo informativo ma non costituiscono specifica di fornitura anche se sono considerati affidabili in quanto prodotti nei nostri laboratori. Non possiamo assumerci la responsabilità di risultati ottenuti da terzi dove i metodi di lavoro non sono sotto il nostro diretto controllo. È responsabilità dell'utilizzatore verificare la validità delle caratteristiche del prodotto in relazione alle sue necessità produttive e di adottare tutte le necessarie misure per la protezione delle persone e delle cose dalle situazioni che si possono verificare con la messa in opera del prodotto.

PRODUCT DESCRIPTION

SELON 616 is an anaerobic single component product suitable to seal metal threaded joints in according to din standard up to 2' against water, compressed air, gas, gasoline, GPL, in private and industrial plants. The product cures spontaneously and rapidly when confined in absence of air between close metal surfaces. SELON 616 complies with EN 751-1 for gas and hot water approved. Tixotropic product whit middle mechanical strength for lock and seal threaded metal parts and smooth pairings.

APPROVED FOR GAS BY DVGW (GERMANY) EN751-1. APPROVAL NR NG 5146BSM0328

PROPERTIES OF UNCURED MATERIAL

NATURE: Methacrylic Anaerobic Resin
COLOR: Blue
VISCOSITY 25ºC: 30.000-60.000 mPa.s
SPECIFIC GRAVITY (g/ml): 1,07
FLASH POINT: >100ºC
PRODUCT STORAGE: Cool and dry place
SHELF LIFE: 16 months at temperature +5 º C to +28 º C.

FEAUTURES OF CURED PRODUCT

HANDLING CURE TIME 10-15 minutes
BREAKAWAY TORQUE ISO-10964: 15-20 N.m
PREVAILING TORQUE ISO-10964: 10-15 N.m
FUNCTIONAL CURE TIME: 3-6 hours
FULL CURE TIME: 12-24 hours
TEMPERATURE RANGE: -50ºC +150ºC
MAX GAP FILL: 0,30 mm

POLIMERIZATION INFORMATIONS

Curing time depend on main factors: kind of metals and gap fill dimension.
The graph below shows the strength developed with time on some kind of metal. The different materials have been tested according to ISO 10964. The right temperature range of cure is from +20ºC to +25ºC. Low temperature from +5ºC to +20ºC increase curing time, higher temperature reduce polymerization time.

CHEMICAL RESISTANCE

Test method ISO 10964 (tested at 22ºC)
Breakaway torque % after immersion.

	T ºC	100 h	500 h	1000 h
Water/Glycol	85	110	110	105
Brake Fluid	22	100	100	100
Motor Oil	125	105	110	110
Acetone	22	105	100	105
Gasoline	22	105	105	105

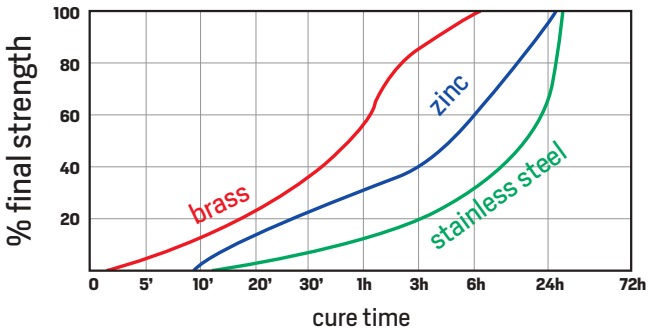

INSTRUCTION FOR USE

This product is not suitable for metal-plastic couplings and oxygen facilities as well as for the sealing of basic products or systems with strong oxidizing acids. Use only on standard metal threads. Surface must be clean and free of grease. Apply product to fill completely the gap (male and female parts), assemble parts and shut completely. A bland or superficial closure may cause leaks over time. Don't after tightening. Before operating the system to wait 24 hours to allow complete curing time of Selon sealant. In the case of series, locking the joint with a pipe wrench to avoid breaking the previous film in its formative stages. In case of passive surfaces and/ or low temperature a fast cure can be obtained using Selon 7300 activator. Consult the MSDS before use.

GENERAL INFORMATION

The data contained in this document are provided for information purposes but are not specific supply even if they are considered as reliable products in our laboratories. We can not take responsibility for results obtained by others where the methods of work are not under our direct control. It is your responsibility to verify the validity of the product characteristics in relation to its production needs and to take all necessary measures for the protection of people and things from the situations that may occur with the implementation of the product.

NOTE

Collari e sistemi di fissaggio

BRACKETS FOR PIPE SUPPORTS AND FIXING SYSTEMS

ROHSCHELLEN UND ROHRBEFESTIGUNGEN SYSTEME

COLLIERS DE FIXATION POUR TUBES

ABRAZADERAS Y SISTEMAS DE FIJACIÓN

Y 20 22

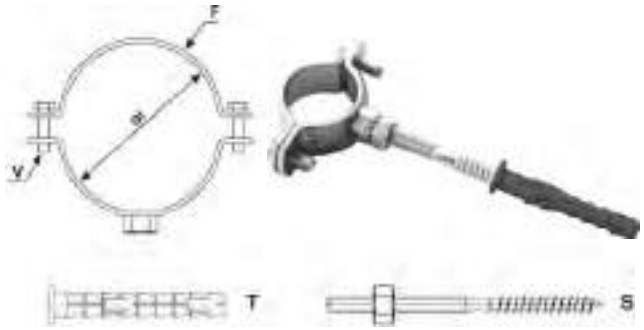

255

COLLARE FISSAGGIO TUBO CON DADO PUNTATO

- COLLAR FOR PIPE CLAMPING-SPOT WELDED NUT
- SCHELLE FÜR ROHRBEFESTIGUNG MIT PUNKTGESCHWEISSTE MUTTER
- COLLIER DE FIXATION POUR TUBE-ECROU SOUDE PAR POINTS
- ABRAZADERA FIJACIÓN TUBO-TUERCA SOLDADA POR PUNTOS

MATERIAL: St. W 24
NOTE: dado saldato con puntatura elettrica
spot welded nut

CODE	DN inch	Øi mm	F lg x sp mm	V mm	S mm	T mm	g				€
255308000	3/8"	16-18	20 x 2,5	M 6 x 20	M 8 x 100	10 x 70	92	2	100*	5600	**1,49**
255102000	1/2"	20-22	20 x 2,5	M 6 x 20	M 8 x 100	10 x 70	98	2	100*	5600	**1,41**
255304000	3/4"	25-28	20 x 2,5	M 6 x 20	M 8 x 100	10 x 70	107	2	100*	3600	**1,50**
255100000	1"	31-35	20 x 2,5	M 6 x 20	M 8 x 100	10 x 70	116	2	50*	2800	**1,56**
255114000	1"1/4	39-43	20 x 2,5	M 6 x 20	M 8 x 100	10 x 70	128	2	50*	2800	**1,80**
255112000	1"1/2	45-48,5	20 x 2,5	M 6 x 20	M 8 x 100	10 x 70	150	2	50*	2800	**1,88**
255200000	2"	58-61	20 x 2,5	M 6 x 20	M 8 x 100	10 x 70	156	2	50*	2800	**2,14**
255212000	2"1/2	73-76,5	30 x 2,5	M 6 x 20	M 10 x 120	14 x 70	259	2	20*	1920	**4,44**
255300000	3"	86-89	30 x 2,5	M 6 x 20	M 10 x 120	14 x 70	280	2	20*	1120	**5,02**
255400000	4"	110-115	30 x 2,5	M 6 x 20	M 10 x 120	14 x 70	328	2	20*	1120	**5,53**
255500000	5"	139-143	30 x 2,5	M 6 x 20	M 10 x 120	14 x 70	393	2	10*	560	**8,73**
255600000	6"	166-170	30 x 2,5	M 6 x 20	M 10 x 120	14 x 70	449	2	10*	560	**10,26**
255800000	8"	217-221	30 x 2,5	M 6 x 20	M 10 x 120	14 x 70	538	2	10*	560	**12,90**

Vite ferro-legno: M 8 x 100 mm cod. 216008100 - M 10 x 120 mm cod. 216010120 Tassello: 10 x 70 mm cod. 252100700 - 14 x 70 mm cod. 252140700
Bolt-wood screw: M 8 x 100 mm cod. 216008100 - M 10 x 120 mm cod. 216010120 Plug: 10 x 70 mm cod. 252100700 - 14 x 70 mm cod. 252140700
(*) unità minima di vendita / minimum selling quantity

Y 20 22

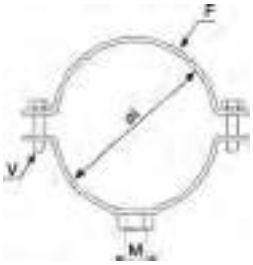

251

COLLARE FISSAGGIO TUBO SENZA TASSELLO E VITE FERRO-LEGNO, DADO PUNTATO

- COLLAR FOR PIPE CLAMPING WITHOUT DOWEL & WOOD-IRON SCREW
- SCHELLE FÜR ROHRBEFESTIGUNG OHNE DUBEL UND EISEN-HOLZSCHRAUBE
- COLLIER DE FIXATION POUR TUBE SANS CHEVILLE ET VIS FER-BOIS
- ABRAZADERA FIJACIÓN TUBO SIN TACO NI TORNILLO

MATERIAL: St. W 24
NOTE: dado saldato con puntatura elettrica
spot welded nut

CODE	DN inch	Øi mm	F lg x sp mm	V mm	M	g				€
251308000	3/8"	16-18	20 x 2,5	M 6 x 20	M 8	65	2	100*	5600	**1,32**
251102000	1/2"	20-22	20 x 2,5	M 6 x 20	M 8	70	2	100*	5600	**1,28**
251304000	3/4"	25-28	20 x 2,5	M 6 x 20	M 8	80	2	100*	5600	**1,30**
251100000	1"	31-35	20 x 2,5	M 6 x 20	M 8	90	2	100*	5600	**1,33**
251114000	1"1/4	39-43	20 x 2,5	M 6 x 20	M 8	84	2	50*	2800	**1,50**
251112000	1"1/2	45-48,5	20 x 2,5	M 6 x 20	M 8	110	2	50*	2800	**1,55**
251200000	2"	58-61	20 x 2,5	M 6 x 20	M 8	120	2	50*	2800	**1,75**
251212000	2"1/2	73-76,5	30 x 2,5	M 6 x 20	M 10	189	2	20*	1920	**3,54**
251300000	3"	86-89	30 x 2,5	M 6 x 20	M 10	215	2	20*	1120	**3,72**
251400000	4"	110-115	30 x 2,5	M 6 x 20	M 10	258	2	20*	1120	**4,23**
251500000	5"	139-143	30 x 2,5	M 6 x 20	M 10	332	2	10*	560	**7,73**
251600000	6"	166-170	30 x 2,5	M 6 x 20	M 10	379	2	10*	560	**9,06**
251800000	8"	217-221	30 x 2,5	M 6 x 20	M 10	473	2	10*	560	**11,39**

Vite ferro-legno: M 8 x 100 mm cod. 216008100 - M 10 x 120 mm cod. 216010120 Tassello: 10 x 70 mm cod. 252100700 - 14 x 70 mm cod. 252140700
Bolt-wood screw: M 8 x 100 mm cod. 216008100 - M 10 x 120 mm cod. 216010120 Plug: 10 x 70 mm cod. 252100700 - 14 x 70 mm cod. 252140700
(*) unità minima di vendita / minimum selling quantity

COLLARI / COLLARS PRATIKO®

Y 20 21

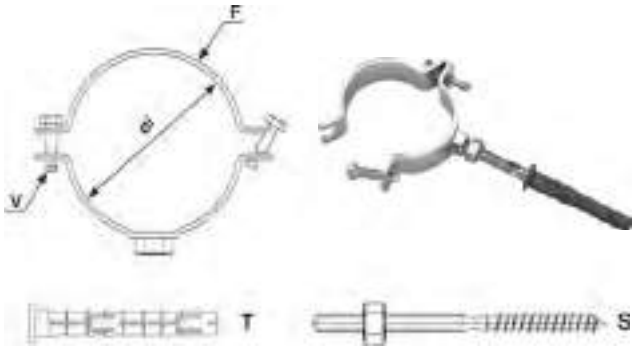

355

COLLARE CON SGANCIO, DADO PUNTATO

- COLLAR FOR PIPE CLAMPING-SPOT WELDED NUT
- SCHELLE FÜR ROHRBEFESTIGUNGPUNKTGESCHWEISSTE MUTTER
- COLLIER DE FIXATION POUR TUBE-ECROU SOUDE PAR POINTS
- ABRAZADERA FIJACIÓN TUBO-TUERCA SOLDADA POR PUNTOS

MATERIAL: St. W 24
NOTE: dado saldato con puntatura elettrica
spot welded nut

CODE	DN inch	Øi mm	F lg x sp mm	V mm	S mm	T mm	g				€
355308000	3/8"	16-18	20 x 2,5	M 6 x 20	M 8 x 100	10 x 70	95	2	100*	5600	**1,52**
355102000	1/2"	20-22	20 x 2,5	M 6 x 20	M 8 x 100	10 x 70	98	2	100*	5600	**1,46**
355304000	3/4"	25-28	20 x 2,5	M 6 x 25	M 8 x 100	10 x 70	100	2	100*	3600	**1,52**
355100000	1"	31-35	20 x 2,5	M 6 x 25	M 8 x 100	10 x 70	110	2	50*	2800	**1,60**
355114000	1"1/4	39-43	20 x 2,5	M 6 x 25	M 8 x 100	10 x 70	121	2	50*	2800	**1,82**
355112000	1"1/2	45-48,5	20 x 2,5	M 6 x 25	M 8 x 100	10 x 70	128	2	50*	2800	**1,90**
355054000	54 mm	52-56	20 x 2,5	M 6 x 25	M 8 x 100	10 x 70	130	2	50*	2800	**2,05**
355200000	2"	58-61	20 x 2,5	M 6 x 25	M 8 x 100	10 x 70	133	2	50*	2800	**2,15**
355212000	2"1/2	73-76,5	30 x 2,5	M 6 x 25	M 10 x 120	14 x 70	261	2	20*	1920	**4,48**
355300000	3"	86-89	30 x 2,5	M 6 x 25	M 10 x 120	14 x 70	288	2	20*	1120	**5,03**
355108000	108 mm	106-110	30 x 2,5	M 6 x 25	M 10 x 120	14 x 70	305	2	20*	1120	**5,54**
355400000	4"	110-115	30 x 2,5	M 6 x 25	M 10 x 120	14 x 70	326	2	20*	1120	**5,54**

Vite ferro-legno: M 8 x 100 mm cod. 216008100 - M 10 x 120 mm cod. 216010120 Tassello: 10 x 70 mm cod. 252100700 - 14 x 70 mm cod. 252140700
Bolt-wood screw: M 8 x 100 mm cod. 216008100 - M 10 x 120 mm cod. 216010120 Plug: 10 x 70 mm cod. 252100700 - 14 x 70 mm cod. 252140700
(*) unità minima di vendita / minimum selling quantity

COLLARI / COLLARS PRATIKO®

Y 20 21

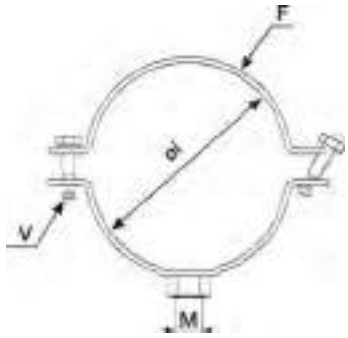

351

COLLARE CON SGANCIO SENZA VITE E TASSELLO, DADO PUNTATO

- COLLAR FOR PIPE CLAMPING WITHOUT DOWEL & WOOD-IRON SCREW
- SCHELLE FÜR ROHRBEFESTIGUNG OHNE DUBEL UND EISEN-HOLZSCHRAUBE
- COLLIER DE FIXATION POUR TUBE SANS CHEVILLE ET VIS FER-BOIS
- ABRAZADERA FIJACIÓN TUBO SIN TACO NI TORNILLO

MATERIAL: St. W 24
NOTE: dado saldato con puntatura elettrica
spot welded nut

CODE	DN inch	Øi mm	F lg x sp mm	V mm	M	g				€
351308000	3/8"	16-18	20 x 2,5	M 6 x 20	M 8	63	2	100*	5600	**1,37**
351102000	1/2"	20-22	20 x 2,5	M 6 x 20	M 8	65	2	100*	5600	**1,29**
351304000	3/4"	25-28	20 x 2,5	M 6 x 25	M 8	69	2	100*	5600	**1,33**
351100000	1"	31-35	20 x 2,5	M 6 x 25	M 8	78	2	100*	5600	**1,35**
351114000	1"1/4	39-43	20 x 2,5	M 6 x 25	M 8	89	2	50*	2800	**1,53**
351112000	1"1/2	45-48,5	20 x 2,5	M 6 x 25	M 8	93	2	50*	2800	**1,56**
351054000	54 mm	52-56	20 x 2,5	M 6 x 25	M 8	100	2	50*	2800	**1,69**
351200000	2"	58-61	20 x 2,5	M 6 x 25	M 8	108	2	50*	2800	**1,80**
351212000	2"1/2	73-76,5	30 x 2,5	M 6 x 25	M 10	187	2	20*	1920	**3,54**
351300000	3"	86-89	30 x 2,5	M 6 x 25	M 10	215	2	20*	1120	**3,72**
351108000	108 mm	106-110	30 x 2,5	M 6 x 25	M 10	232	2	20*	1120	**4,23**
351400000	4"	110-115	30 x 2,5	M 6 x 25	M 10	256	2	20*	1120	**4,23**

Vite ferro-legno: M 8 x 100 mm cod. 216008100 - M 10 x 120 mm cod. 216010120 Tassello: 10 x 70 mm cod. 252100700 - 14 x 70 mm cod. 252140700
Bolt-wood screw: M 8 x 100 mm cod. 216008100 - M 10 x 120 mm cod. 216010120 Plug: 10 x 70 mm cod. 252100700 - 14 x 70 mm cod. 252140700
(*) unità minima di vendita / minimum selling quantity

Y 20 21

216/KIT

KIT VITE FERRO-LEGNO + TASSELLO + DADO

- KIT SCREW + PLUG + BACK NUT
- KIT HOLZSCHRAUBE + DÜBEL + 6-KUNT GEGENMUTTER
- KIT VIS BATTENTE + CHEVILLE + ÉCROU HEXAGONAL
- KIT TORNILLO + TACO + TUERCA HEXAGONAL

CODE	Plug	Screw	Back nut	g			€
216008100K	10 x 70	M 8 x 100	M 8	75	1 kit	200 kit*	**2,15**
216010120K	14 x 70	M 10 x 120	M 10	140	1 kit	100 kit*	**2,94**

Kit : nº 2 tasselli, nº 2 viti, nº 2 dadi.
Kit : nº 2 plugs, nº 2 screws, nº 2 back nuts.
(*) unità minima di vendita / minimum selling quantity

COLLARI / COLLARS PRATIKO®

Y 20 25

355/G

COLLARI CON SGANCIO, DADO PUNTATO E RIVESTIMENTO IN GOMMA

- COLLAR FOR PIPE CLAMPING-SPOT WELDED NUT WITH RUBBER GASKET
- SCHELLE FÜR ROHRBEFESTIGUNG PUNKTGESCHWEISSTE MUTTER MIT GUMMIEINLAGE
- COLLIER DE FIXATION POUR TUBE-ECROU SOUDE PAR POINTS GARNITURE ISOPHONIQUE
- ABRAZADERA FIJACIÓN TUBO-TUERCA SOLDADA-JUNTA DE GOMA

MATERIAL: St. W 24
VULCANIZED RUBBER: EPDM (-20° C/+120° C) durezza/hardness 55 Shore
NOTE: dado saldato con puntatura elettrica
spot welded nut

Conforme a
Conform to
Entsprechend
Correspondant
Conforme a la

DIN 4109

CODE	DN inch	Øi mm	F lg x sp mm	V mm	S mm	T mm	g				€
355150001	15 mm	15-18	20 x 2,5	M 6 x 20	M 8 x 100	10 x 70	104	2	50*	2800	**4,74**
355308001	3/8"	17-19	20 x 2,5	M 6 x 20	M 8 x 100	10 x 70	100	2	50*	2800	**4,67**
355102001	1/2"	21-23	20 x 2,5	M 6 x 20	M 8 x 100	10 x 70	115	2	50*	2800	**4,67**
355304001	3/4"	26,5-28	20 x 2,5	M 6 x 25	M 8 x 100	10 x 70	121	2	50*	2800	**4,86**
355100001	1"	33-35	20 x 2,5	M 6 x 25	M 8 x 100	10 x 70	137	2	50*	2800	**5,57**
355114001	1"1/4	40-45	20 x 2,5	M 6 x 25	M 8 x 100	10 x 70	140	2	50*	2800	**6,18**
355112001	1"1/2	48-50	20 x 2,5	M 6 x 25	M 8 x 100	10 x 70	153	2	50*	1800	**6,87**
355200001	2"	60-63	20 x 2,5	M 6 x 25	M 8 x 100	10 x 70	172	2	20*	1120	**7,56**
355212001	2"1/2	71-80	30 x 2,5	M 6 x 25	M 10 x 120	14 x 70	352	2	20*	720	**11,99**
355300001	3"	81-89	30 x 2,5	M 6 x 25	M 10 x 120	14 x 70	412	2	10*	560	**13,22**
355312001	3"1/2	99-103	30 x 2,5	M 6 x 25	M 10 x 120	14 x 70	456	2	10*	560	**14,83**
355400001	4"	110-117	30 x 2,5	M 6 x 25	M 10 x 120	14 x 70	470	2	10*	560	**14,75**

Vite ferro-legno: M 8 x 100 mm cod. 216008100 - M 10 x 120 mm cod. 216010120 Tassello: 10 x 70 mm cod. 252100700 - 14 x 70 mm cod. 252140700
Bolt-wood screw: M 8 x 100 mm cod. 216008100 - M 10 x 120 mm cod. 216010120 Plug: 10 x 70 mm cod. 252100700 - 14 x 70 mm cod. 252140700
(*) unità minima di vendita / minimum selling quantity

COLLARI / COLLARS PRATIKO®

Y 20 25

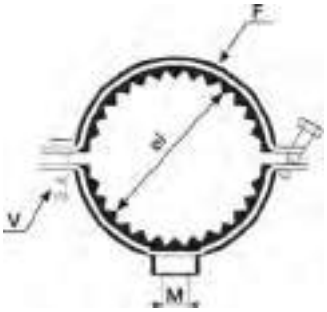

351/G

COLLARE CON SGANCIO, RIVESTIMENTO IN GOMMA SENZA VITE E TASSELLO, DADO PUNTATO

- COLLAR FOR PIPE CLAMPING WITH RUBBER GASKET WITHOUT DOWEL & WOOD-IRON SCREW
- SCHELLE FÜR ROHRBEFESTIGUNG MIT GUMMIEINLAGE OHNE DUBEL UND EISEN-HOLZSCHRAUBE
- COLLIER DE FIXATION GARNITURE ISOPHONIQUE SANS CHEVILLE ET VIS FER-BOIS
- ABRAZADERA FIJACIÓN JUNTA DE GOMA SIN TACO NI TORNILLO

MATERIAL: St. W 24
VULCANIZED RUBBER: EPDM (-20° C/+120° C) durezza/hardness 55 Shore
NOTE: dado saldato con puntatura elettrica spot welded nut

Conforme a / Conform to / Entsprechend / Correspondant / Conforme a la **DIN 4109**

CODE	DN inch	Øi mm	F lg x sp mm	V mm	M	g				€
351150001	15 mm	15	20 x 2,5	M 6 x 20	M 8	60	2	50*	2800	4,29
351308001	3/8"	17-19	20 x 2,5	M 6 x 20	M 8	69	2	50*	2800	4,14
351102001	1/2"	21-23	20 x 2,5	M 6 x 20	M 8	79	2	50*	2800	4,14
351304001	3/4"	26,5-28	20 x 2,5	M 6 x 25	M 8	88	2	50*	2800	4,50
351100001	1"	33-35	20 x 2,5	M 6 x 25	M 8	105	2	50*	2800	5,36
351114001	1"1/4	40-45	20 x 2,5	M 6 x 25	M 8	109	2	50*	2800	6,07
351112001	1"1/2	48-50	20 x 2,5	M 6 x 25	M 8	132	2	50*	1800	6,69
351200001	2"	60-63	20 x 2,5	M 6 x 25	M 8	149	2	20*	1920	7,39
351212001	2"1/2	71-80	30 x 2,5	M 6 x 25	M 10	282	2	20*	720	11,63
351300001	3"	81-89	30 x 2,5	M 6 x 25	M 10	342	2	10*	560	12,77
351312001	3"1/2	99-103	30 x 2,5	M 6 x 25	M 10	360	2	10*	560	14,12
351400001	4"	110-117	30 x 2,5	M 6 x 25	M 10	379	2	10*	560	14,49

Vite ferro-legno: M 8 x 100 mm cod. 216008100 - M 10 x 120 mm cod. 216010120 Tassello: 10 x 70 mm cod. 252100700 - 14 x 70 mm cod. 252140700
Bolt-wood screw: M 8 x 100 mm cod. 216008100 - M 10 x 120 mm cod. 216010120 Plug: 10 x 70 mm cod. 252100700 - 14 x 70 mm cod. 252140700
(*) unità minima di vendita / minimum selling quantity

COLLARI / COLLARS PRATIKO®

Y 20 21

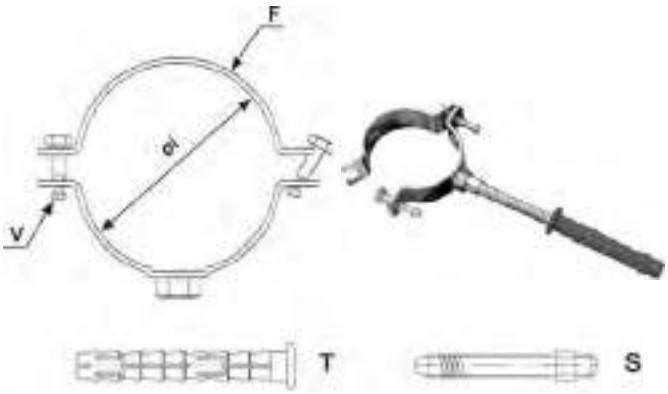

555

COLLARE FISSAGGIO TUBO CON VITE-TASSELLO A BATTENTE

- COLLAR FOR PIPE CLAMPING-SPOT WELDED NUT
- SCHELLE FÜR ROHRBEFESTIGUNG - PUNKTGESCHWEISSTE MUTTER
- COLLIER DE FIXATION POUR TUBE-ECROU SOUDE PAR POINTS
- ABRAZADERA FIJACIÓN TUBO-TUERCA SOLDADA POR PUNTOS

MATERIAL: St. W 24
NOTE: dado saldato con puntatura elettrica
vite a battente: per materiali particolarmente compatti, introdurre la vite con avvitamento
spot welded nut
hammer screw: for very compact materials, introduce the screw with screwing

CODE	DN inch	Øi mm	F lg x sp mm	V mm	S mm	T mm	g				€
555308000	3/8"	16-18	20 x 2,5	M 6 x 20	M 8 x 93	10 x 70	95	2	100*	5600	**1,60**
555102000	1/2"	20-22	20 x 2,5	M 6 x 20	M 8 x 93	10 x 70	98	2	100*	5600	**1,53**
555304000	3/4"	25-28	20 x 2,5	M 6 x 25	M 8 x 93	10 x 70	100	2	100*	5600	**1,65**
555100000	1"	31-35	20 x 2,5	M 6 x 25	M 8 x 93	10 x 70	110	2	50*	2800	**1,70**
555114000	1"1/4	39-43	20 x 2,5	M 6 x 25	M 8 x 93	10 x 70	121	2	50*	2800	**1,90**
555112000	1"1/2	45-48,5	20 x 2,5	M 6 x 25	M 8 x 93	10 x 70	128	2	50*	2800	**2,02**
555200000	2"	58-61	20 x 2,5	M 6 x 25	M 8 x 93	10 x 70	133	2	50*	2800	**2,23**
555212000	2"1/2	73-76,5	30 x 2,5	M 6 x 25	M 10 x 90	14 x 70	180	2	20*	1920	**4,74**
555300000	3"	86-89	30 x 2,5	M 6 x 25	M 10 x 90	14 x 70	198	2	20*	1120	**5,38**
555400000	4"	110-115	30 x 2,5	M 6 x 25	M 10 x 90	14 x 70	240	2	20*	1120	**6,08**

Vite a battente: M 8 x 93 mm cod. 216008093 - M 10 x 90 mm cod. 216010093 Tassello: 10 x 70 mm cod. 252100700 - 14 x 70 mm cod. 252140700
Screw: M 8 x 93 mm cod. 216008093 - M 10 x 90 mm cod. 216010093 Plug: 10 x 70 mm cod. 252100700 - 14 x 70 mm cod. 252140700
(*) unità minima di vendita / minimum selling quantity

COLLARI / COLLARS PRATIKO®

Y 20 25

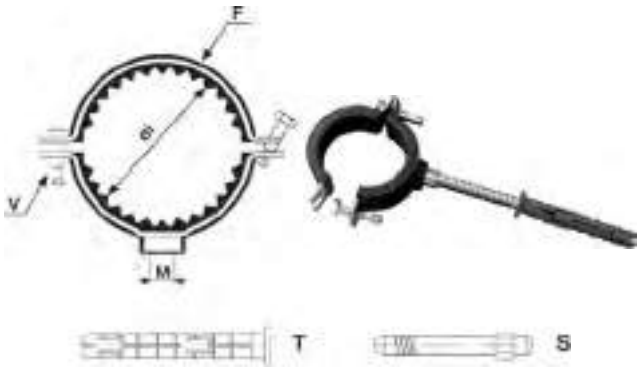

555/G

COLLARE FISSAGGIO TUBO CON GOMMA E VITE-TASSELLO A BATTENTE

- COLLAR FOR PIPE CLAMPING-SPOT WELDED NUT WITH RUBBER GASKET
- SCHELLE FÜR ROHRBEFESTIGUNG PUNKTGESCHWEISSTE MUTTER MIT GUMMIEINLAGE
- COLLIER DE FIXATION POUR TUBE-ECROU SOUDE PAR POINTS GARNITURE ISOPHONIQUE
- ABRAZADERA FIJACIÓN TUBO-TUERCA SOLDADAJUNTA DE GOMA

MATERIAL: St. W 24
VULCANIZED RUBBER: EPDM (-20° C/+120° C) durezza/hardness 55 Shore
NOTE: dado saldato con puntatura elettrica
vite a battente: per materiali particolarmente compatti, introdurre la vite con avvitamento
spot welded nut
hammer screw: for very compact materials, introduce the screw with screwing

Conforme a
Conform to
Entsprechend
Correspondant
Conforme a la
DIN 4109

CODE	DN inch	Øi mm	F lg x sp mm	V mm	S mm	T mm	M	g				€
555150001	15 mm	15-18	20 x 2,5	M 6 x 20	M 8 x 93	10 x 70	M 8	100	2	50*	2800	**4,86**
555308001	3/8"	17-19	20 x 2,5	M 6 x 20	M 8 x 93	10 x 70	M 8	100	2	50*	2800	**4,86**
555102001	1/2"	21-23	20 x 2,5	M 6 x 20	M 8 x 93	10 x 70	M 8	115	2	50*	2800	**4,86**
555304001	3/4"	26,5-28	20 x 2,5	M 6 x 25	M 8 x 93	10 x 70	M 8	121	2	50*	2800	**5,03**
555100001	1"	33-35	20 x 2,5	M 6 x 25	M 8 x 93	10 x 70	M 8	137	2	50*	2800	**5,82**
555114001	1"1/4	40-45	20 x 2,5	M 6 x 25	M 8 x 93	10 x 70	M 8	140	2	50*	2800	**6,51**
555112001	1"1/2	48-50	20 x 2,5	M 6 x 25	M 8 x 93	10 x 70	M 8	153	2	50*	1800	**7,04**
555200001	2"	60-63	20 x 2,5	M 6 x 25	M 8 x 93	10 x 70	M 8	172	2	20*	1120	**7,80**
555212001	2"1/2	71-80	30 x 2,5	M 6 x 25	M 10 x 90	14 x 70	M 10	352	2	20*	720	**12,04**
555300001	3"	81-89	30 x 2,5	M 6 x 25	M 10 x 90	14 x 70	M 10	412	2	10*	560	**13,67**
555312001	3"1/2	99-103	30 x 2,5	M 6 x 25	M 10 x 90	14 x 70	M 10	430	2	10*	560	**14,93**
555400001	4"	110-117	30 x 2,5	M 6 x 25	M 10 x 90	14 x 70	M 10	450	2	10*	560	**14,89**

Vite a battente: M 8 x 93 mm cod. 216008093 - M 10 x 90 mm cod. 216010093 Tassello: 10 x 70 mm cod. 252100700 - 14 x 70 mm cod. 252140700
Screw: M 8 x 93 mm cod. 216008093 - M 10 x 90 mm cod. 216010093 Plug: 10 x 70 mm cod. 252100700 - 14 x 70 mm cod. 252140700
(*) unità minima di vendita / minimum selling quantity

FOCUS ON

PROVA DI TORSIONE DEL DADO SALDATO - MANICOTTO
TORQUE TEST OF WELDED NUT - SOCKET

ART. 155 - 156/304 - 156/304G - 255 - 251 - 355 - 351 - 355/G - 351/G - 555 - 555/G - 360 - 361 - 362 - 360/G

Nº	Descrizione *Description*	Valori di resistenza a torsione dado elettrosaldato *Values of the electro welded nut torsion resistance*	
1	dado / back nut M8 (fino/till 2")	Carbonio / *Carbon steel*	120 N x m
2	dado / back nut M10 (da / from 2"1/2 fino / till 8")	Carbonio / *Carbon steel*	160 N x m
1	dado / back nut M8 (fino/till 2")	Acciaio inossidabile *Stainless steel*	100 N x m
2	dado / back nut M10 (da / from 2"1/2 fino / till 8")	Acciaio inossidabile *Stainless steel*	130 N x m
3	manicotto / *socket ½"*	Carbonio / *Carbon steel*	140 N x m

NOTE
Non è consentito utilizzare i collari per avvitare la vite dentro il tassello già posizionato nel muro.
It is not allowed to use the collars for screwing the screw into the plug already positioned in the wall.
In questa configurazione, ruotando il collare s'imprime sulla fascia una forza che produce il distacco del dado in quanto con la vite in battuta, si ha la sommatoria delle due componenti di sforzo "torsione + trazione".
With this configuration, through the rotation of the collar a force on the band is impressed in order to produce the detachment of the nut because the screw arrives to the bottom: so you have the sum of the two components of load "torsion and traction".
I valori indicati sono da considerarsi come medie rappresentative.
The values provided should be interpreted as representative average figures.

PROVE A TRAZIONE DI SFILAMENTO DELLA VITE (massimo carico di tenuta a trazione)
SCREW PULL-OUT EXTRACTION TEST (maximum tensile load value)

ART. 155 - 156/304 - 156/304G - 255 - 251 - 355 - 351 - 355/G - 351/G - 555 - 555/G - 360 - 361 - 360/G

Unità di misura - daN ≈ Kg_f *Unit of measurement- daN ≈ Kg_f*	Mattone Pieno *Full Brick*	Mattone forato intonacato (laterizio comune) *Plastered perforated brick (common brick)*	Calcestruzzo *Concrete*
Vite a battente M8 *Hammer Screw M8*	810	200	660
Vite ferrolegno M8 *Bolt-wood screw M8*	520	250	720
Vite a battente M10 *Hammer Screw M10*	670	220	500
Vite ferrolegno M10 *Bolt-wood screw M10*	570	180	520

NOTE
Il carico massimo di utilizzo è il carico di tenuta a trazione indicato nella tabella sopra ÷ 4.
The maximum usable load is the tensile holding load indicated in the table above ÷ 4.
I valori indicati sono da considerarsi come medie rappresentative.
The values provided should be interpreted as representative average figures.

FOCUS ON

RILIEVO ACUSTICO IMPIANTO STAFFATO CON COLLARI STANDARD E RIVESTITI IN GOMMA
SOUND MEASUREMENT OF FIXED PLANT, WITH STANDARD COLLARS AND COLLARS COVERED WITH RUBBER

ANALISI DEL LIVELLO ACUSTICO
Eseguito da:
Centre de Recherche de Marne La Vallee

ANALYSIS OF THE SOUND LEVEL
Performed by:
Centre de Recherche de Marne La Vallee

DATO

DATUM

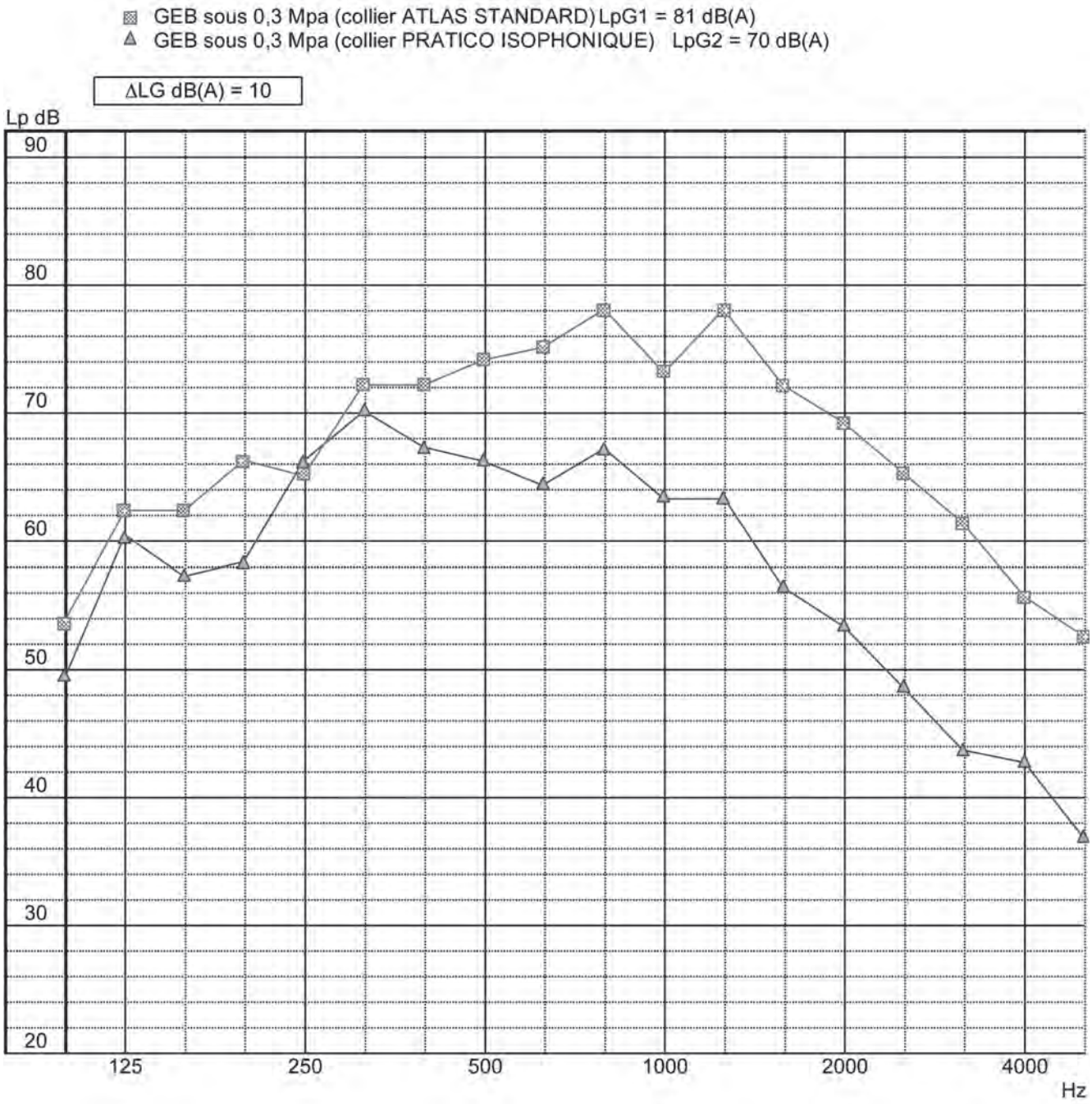

Y 20 21

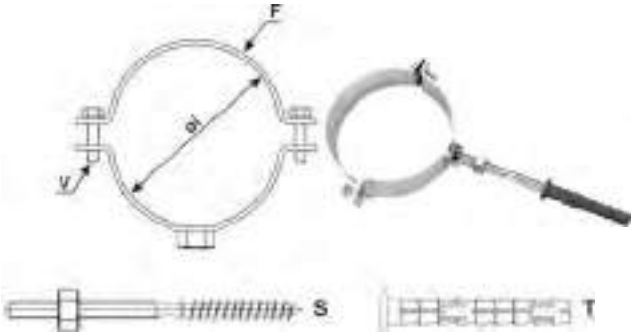

360

COLLARE FISSAGGIO TUBO POLIETILENE

- COLLAR FOR PIPE CLAMPING FOR POLYETHYLENE PIPE
- SCHELLE FÜR BEFESTIGUNG VON POLYATHYLENROHREN
- COLLIER DE FIXATION POUR TUBE POLYETHYLENE
- ABRAZADERA FIJACIÓN TUBO DE POLIETILENO

MATERIAL: St. W 24
NOTE: dado saldato con puntatura elettrica
completo di clips per "punto scorrevole"
spot welded nut
complete of clips for "sliding point"

CODE	Øi PE mm	F lg x sp mm	V mm	S mm	T mm	g				€
360040000	40	30 x 2,5	M 6 x 20	M 10 x 120	14 x 70	194	2	30*	1680	**3,98**
360050000	50	30 x 2,5	M 6 x 20	M 10 x 120	14 x 70	216	2	30*	1680	**4,04**
360063000	63	30 x 2,5	M 6 x 20	M 10 x 120	14 x 70	235	2	30*	1680	**4,35**
360075000	75	30 x 2,5	M 6 x 20	M 10 x 120	14 x 70	253	2	30*	1680	**4,66**
360090000	90	30 x 2,5	M 6 x 20	M 10 x 120	14 x 70	274	2	20*	1120	**4,71**
360100000	100	30 x 2,5	M 6 x 20	M 10 x 120	14 x 70	328	2	20*	1120	**5,24**
360110000	110	30 x 2,5	M 6 x 20	M 10 x 120	14 x 70	322	2	20*	1120	**5,03**
360125000	125	30 x 2,5	M 6 x 20	M 10 x 120	14 x 70	350	2	20*	1120	**6,07**
260140000	140	30 x 2,5	M 6 x 20	M 10 x 120	14 x 70	380	2	10*	560	**7,05**
260160000	160	30 x 2,5	M 6 x 20	M 10 x 120	14 x 70	440	2	10*	560	**7,15**
260200000	200	30 x 2,5	M 6 x 20	M 10 x 120	14 x 70	480	2	10*	560	**10,02**

Vite ferro-legno: M 10 x 120 mm cod. 216010120 Tassello: 14 x 70 mm cod. 252140700
Bolt-wood screw: M 10 x 120 mm cod. 216010120 Plug: 14 x 70 mm cod. 252140700
(*) unità minima di vendita / minimum selling quantity

CLIP PER PUNTO FISSO / SCORREVOLE COLLARI SERIE 360 - 361 - 362
CLIPS FOR FIXED / SLIDING POINT FOR COLLARS 360 - 361 - 362 SERIES

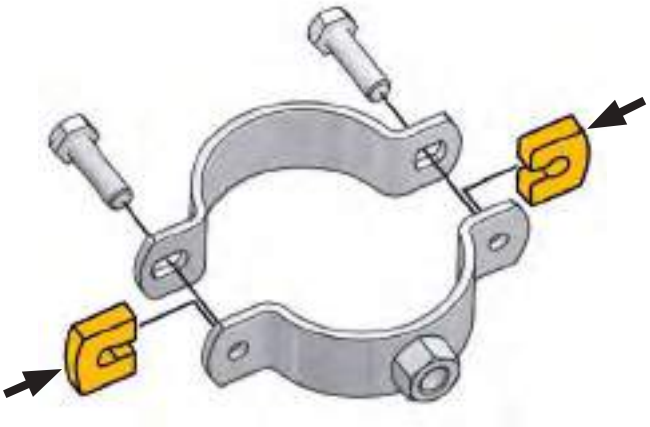

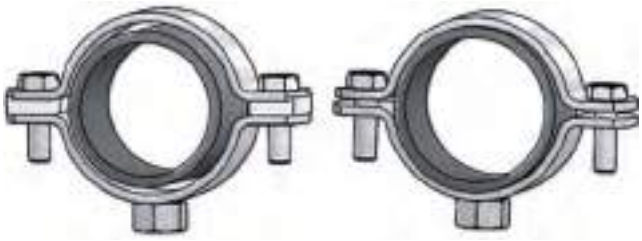

SI - YES

Punto scorrevole
Sliding point

NO

Punto fisso
Fixed point

Y 20 21

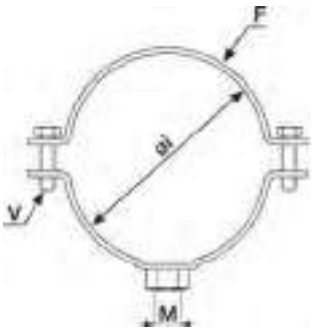

361

COLLARE FISSAGGIO TUBO POLIETILENE CON DADO PUNTATO

- COLLAR FOR POLYETHYLENE PIPE WITH WELDED NUT
- SCHELLE FÜR POLYATHYLENROHRE MIT GESCHWEISSTER MUTTER
- COLLIER POUR TUBE POLYETHYLENE-ECROU SOUDE
- ABRAZADERA PARA TUBO DE POLIETILENO CON TUERCA SOLDADA POR PUNTOS

MATERIAL: St. W 24
NOTE: dado saldato con puntatura elettrica
completo di clips per "punto scorrevole"
spot welded nut
complete of clips for "sliding point"

CODE	Øi PE mm	F lg x sp mm	V mm	M	g				€
361040000	40	30 x 2,5	M 6 x 20	M 10	123	2	30*	1680	**2,86**
361050000	50	30 x 2,5	M 6 x 20	M 10	146	2	30*	1680	**2,90**
361063000	63	30 x 2,5	M 6 x 20	M 10	165	2	30*	1680	**3,14**
361075000	75	30 x 2,5	M 6 x 20	M 10	198	2	30*	1680	**3,53**
361090000	90	30 x 2,5	M 6 x 20	M 10	212	2	20*	1120	**3,54**
361100000	100	30 x 2,5	M 6 x 20	M 10	242	2	20*	1120	**3,96**
361110000	110	30 x 2,5	M 6 x 20	M 10	253	2	20*	1120	**3,95**
361125000	125	30 x 2,5	M 6 x 20	M 10	287	2	20*	1120	**5,02**
261140000	140	30 x 2,5	M 6 x 20	M 10	320	2	10*	560	**5,73**
261160000	160	30 x 2,5	M 6 x 20	M 10	350	2	10*	560	**6,12**
261200000	200	30 x 2,5	M 6 x 20	M 10	410	2	10*	560	**7,97**

Vite ferro-legno: M 10 x 120 mm cod. 216010120 Tassello: 14 x 70 mm cod. 252140700
Bolt-wood screw: M 10 x 120 mm cod. 216010120 Plug: 14 x 70 mm cod. 252140700
(*) unità minima di vendita / minimum selling quantity

Y 20 21

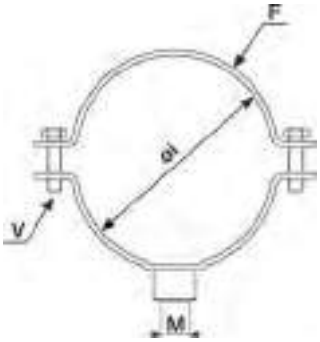

362

COLLARE FISSAGGIO TUBO POLIETILENE CON MANICOTTO Ø 1/2"

- COLLAR FOR POLYETHYLENE PIPE WITH SOCKET Ø 1/2"
- SCHELLE FÜR POLYATHYLENROHRE MIT MUFFE Ø 1/2"
- COLLIER POUR TUBE POLYETHYLENE AVEC MANCHON Ø 1/2"
- ABRAZADERA PARA TUBO DE POLIETILENO CON MANGUITO Ø 1/2"

MATERIAL: St. W 24
NOTE: manicotto saldato con puntatura elettrica
completo di clips per "punto scorrevole"
spot welded socket
complete with clips for "sliding point"

CODE	Øi PE mm	F lg x sp mm	V mm	M	g				€
362040000	40	30 x 2,5	M 6 x 20	1/2"	198	2	30*	1680	**3,57**
362050000	50	30 x 2,5	M 6 x 20	1/2"	222	2	30*	1680	**3,80**
362063000	63	30 x 2,5	M 6 x 20	1/2"	243	2	30*	1680	**4,07**
362075000	75	30 x 2,5	M 6 x 20	1/2"	265	2	30*	1680	**4,57**
362090000	90	30 x 2,5	M 6 x 20	1/2"	282	2	20*	1120	**4,59**
362110000	110	30 x 2,5	M 6 x 20	1/2"	335	2	20*	1120	**4,83**
362125000	125	30 x 2,5	M 6 x 20	1/2"	368	2	20*	1120	**5,82**
262140000	140	30 x 2,5	M 6 x 20	1/2"	380	2	10*	560	**6,51**
262160000	160	30 x 2,5	M 6 x 20	1/2"	410	2	10*	560	**6,81**
262200000	200	30 x 2,5	M 6 x 20	1/2"	500	2	10*	560	**10,02**

(*) unità minima di vendita / minimum selling quantity

COLLARI / COLLARS PRATIKO

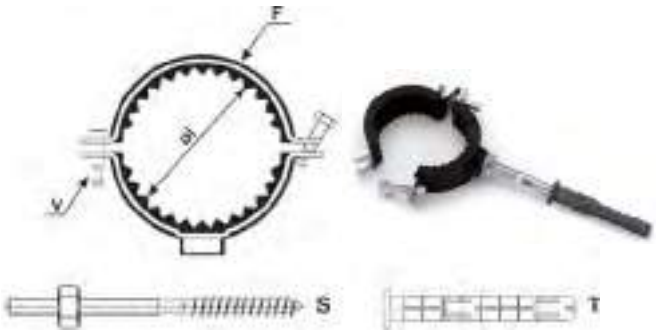

Y 20 25

360/G

COLLARE GOMMATO PER TUBO POLIETILENE

- COLLAR WITH RUBBER FOR POLYETHYLENE PIPE CLAMPING
- SCHELLE FÜR BEFESTIGUNG VON POLYATHYLENROHREN MIT GUMMIEINLAGE
- COLLIER DE FIXATION GARNITURE ISOPHONIQUE POUR TUBE POLYETHYLENE
- ABRAZADERA FIJACIÓN JUNTA DE GOMA TUBO DE POLIETILENO

MATERIAL: St. W 24
VULCANIZED RUBBER: EPDM (-20° C/+120° C) durezza/hardness 55 Shore
NOTE: dado saldato con puntatura elettrica
spot welded nut

Conforme a
Conform to
Entsprechend
Correspondant
Conforme a la
DIN 4109

CODE	Ø i PE mm	F lg x sp mm	V mm	S mm	T mm	g				€
355114001	40	20 x 2,5	M 6 x 25	M 8 x 100	10 x 70	140	2	50*	2800	6,18
355112001	50	20 x 2,5	M 6 x 25	M 8 x 100	10 x 70	153	2	50*	1800	6,87
355200001	63	20 x 2,5	M 6 x 25	M 8 x 100	10 x 70	172	2	20*	1120	7,56
355212001	75	30 x 2,5	M 6 x 25	M 10 x 120	14 x 70	352	2	20*	720	11,99
355300001	90	30 x 2,5	M 6 x 25	M 10 x 120	14 x 70	412	2	10*	560	13,22
355400001	110	30 x 2,5	M 6 x 25	M 10 x 120	14 x 70	470	2	10*	560	14,75

Vite ferro-legno: M 8 x 100 mm cod. 216008100 - M 10 x 120 mm cod. 216010120 Tassello: 10 x 70 mm cod. 252100700 - 14 x 70 mm cod. 252140700
Bolt-wood screw: M 8 x 100 mm cod. 216008100 - M 10 x 120 mm cod. 216010120 Plug: 10 x 70 mm cod. 252100700 - 14 x 70 mm cod. 252140700
(*) unità minima di vendita / minimum selling quantity

Y 20 24

352

COLLARE AD INCASTRO PER PROFILATI

- SLOTTING COLLAR SECTIONS
- SCHELLE MIT EINSPANNUNG FÜR PROFIL
- COLLIER POUR PROFILES
- ABRAZADERA PARA ENCAJAR PARA GUÍA PERFORADA

For fixing rails: 30/15 - 32/20

CODE	DN inch	B mm	S mm	Screw	g			€
352308000	3/8"	24	2,5		42	1	100*	1,76
352102000	1/2"	24	2,5		52	1	100*	1,76
352304000	3/4"	24	2,5		62	1	100*	1,87
352100000	1"	24	2,5	M 6 x 20 + dado/nut	58	1	100*	1,92
352114000	1"1/4	24	2,5		78	1	50*	2,12
352112000	1"1/2	24	3		118	1	50*	3,10
352200000	2"	24	3		132	1	50*	3,26

(*) unità minima di vendita / minimum selling quantity

Y 20 24

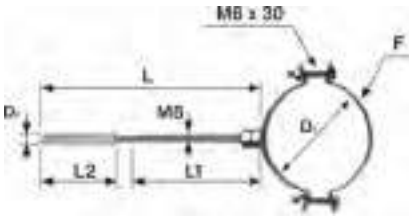

353

COLLARE VERNICIATO BIANCO PER TUBO FUMO

- WHITE PAINTED COLLAR FOR SMOKE PIPES
- WEISS SCHELLE FÜR RAUCH-ROHR
- COLLIER VERNI BLANC POUR TUBE FUMÉ
- ABRAZADERA BARNIZADA EN BLANCO PARA TUBO HUMO

MATERIAL: collare/collar: nastro decapato/ pickled band UNI EN 10111 tipo 11
viteria/screw: acciaio al carbonio zincato / galvanized carbon steel

CODE	Dt mm	F lg x sp mm	L mm	L1 mm	L2 mm	Df mm	g			€
353076000	76-80	24 x 1,5	200	110	70	10	187	2	20*	**7,88**
353100000	100	24 x 1,5	200	110	70	10	202	2	20*	**9,26**
353110000	110-120	24 x 1,5	200	110	70	10	211	2	20*	**10,64**
353125000	125-130	24 x 1,5	200	110	70	10	223	2	20*	**11,32**
353140000	140-150	24 x 1,5	200	110	70	10	241	2	20*	**13,06**
353160000	160	24 x 1,5	200	110	70	10	257	2	20*	**14,26**

(*) unità minima di vendita / minimum selling quantity

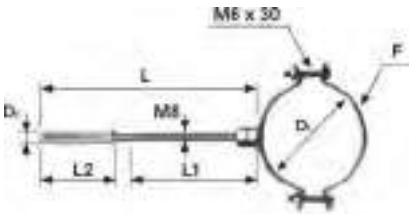

Y 20 24

353/INOX

COLLARE INOX PER TUBO FUMO

- INOX COLLAR FOR SMOKE PIPE
- INOX SCHELLE FÜR RAUCH-ROHR
- COLLIER INOX POUR TUBE FUMÉ
- ABRAZADERA INOX PARA TUBO HUMO

MATERIAL: collare/collar: inox A2 UNI EN 10088. viteria/screw: acciaio inox/stainless steel

CODE	Dt mm	F lg x sp mm	L mm	L1 mm	L2 mm	Df mm	g			€
353076001	76-80	24 x 1,8	200	110	70	10	179	2	20*	**25,64**
353100001	100	24 x 1,8	200	110	70	10	204	2	20*	**29,66**
353110001	110-120	24 x 1,8	200	110	70	10	206	2	20*	**32,11**
353125001	125-130	24 x 1,8	200	110	70	10	221	2	20*	**35,89**
353140001	140-150	24 x 1,8	200	110	70	10	241	2	20*	**42,98**
353160001	160	24 x 1,8	200	110	70	10	259	2	20*	**50,01**

(*) unità minima di vendita / minimum selling quantity

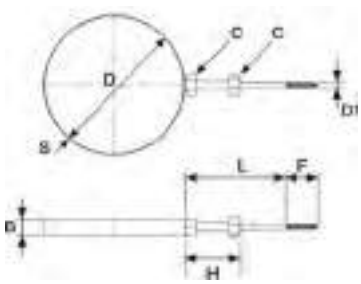

Y 20 24

354

COLLARE TELESCOPICO A DIAMETRO VARIABILE PER TUBI FUMO

- COLLAR FOR SMOKE WITH VARIABLE ADJUSTMENT
- REGELBARE SCHELLE FÜR RAUCH-ROHR
- COLLIER TELESCOP+G166A CON DIAMETRO VARIABLE PARA TUBO HUMO

CODE	Version	D mm	B mm	S mm	L mm	H mm	C (key hex.) mm	F mm	D1 mm	g		€
354080000	bianco / white	80÷140	18	0,5	63÷110	60	12	32	5,6	72	100*	**9,49**
354080002	inox 1.4016 (X8Cr17)	80÷140	18	0,5	63÷110	60	12	32	5,6	76	100*	**17,02**
354140000	bianco / white	140÷200	18	0,5	63÷110	60	12	32	5,6	88	50*	**14,77**
354140002	inox 1.4016 (X8Cr17)	140÷200	18	0,5	63÷110	60	12	32	5,6	88	50*	**21,28**

(*) unità minima di vendita / minimum selling quantity

Y 20 24

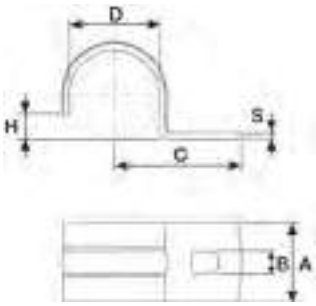

275

SEMICOLLARE FISSAGGIO TUBO

- HALF COLLAR FOR PIPE CLAMPING
- HALBSCHELLE FÜR ROHRBEFESTIGUNG
- DEMI-COLLIER DE FIXATION POUR TUBE
- MEDIA ABRAZADERA DE FIJACIÓN TUBO

CODE	DN inch	DN mm	A mm	B mm	C mm	H mm	S mm	g			€
275308000	3/8"	17,2	30	8,5	39	4,5	2,5	70	10	100*	1,34
275102000	1/2"	21,3	30	8,5	41,5	6	2,5	70	10	100*	1,39
275304000	3/4"	26,9	30	8,5	44	7,5	2,5	90	10	100*	1,49
275100000	1"	33,7	30	8,5	48	9,5	2,5	100	10	100*	1,60
275114000	1"1/4	42,4	30	8,5	52,5	12,5	2,5	100	5	50*	1,78
275112000	1"1/2	48,3	30	8,5	53,5	13,5	2,5	110	5	50*	1,90
275200000	2"	60,3	30	8,5	62	17	2,5	120	5	50*	2,06

(*) unità minima di vendita / minimum selling quantity

Y 20 24

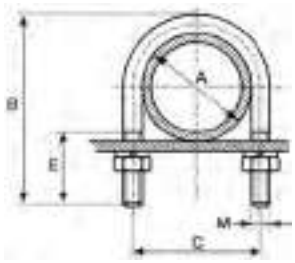

256

CAVALLOTTO ZINCATO PER FISSAGGIO TUBI

- GALVANIZED U-BOLT CLAMP
- RUNDSTAHLBÜGEL VERZINK
- ÉTRIER AVEC ECROUS GALVANISÉ
- ABARCON GALVANIZADO

NOTE: dado/back nut DIN 934
rondella/washer "grover"
MATERIAL: Q235

CODE	DN inch	A mm	B mm	C mm	M	E mm	g		€
256308000	3/8"	18	42	23	M 6	22	22	100*	1,52
256102000	1/2"	22	47	27	M 6	22	25	100*	1,52
256304000	3/4"	28	60	33	M 6	33	29	100*	1,64
256100000	1"	34	60	39	M 6	33	30	100*	1,71
256114000	1"1/4	43	72	48	M 6	33	35	100*	1,90
256112000	1"1/2	49	90	56	M 8	33	70	100*	1,95
256200000	2"	61	92	68	M 8	33	82	50*	2,98
256212000	2"1/2	77	114	84	M 8	45	100	50*	6,47
256300000	3"	90	122	97	M 8	45	106	50*	6,83
256400000	4"	115	155	124	M 10	45	220	25*	7,39
256500000	5"	140	180	151	M 10	45	260	25*	8,78
256600000	6"	175	214	184	M 10	45	290	25*	13,15
256800000	8"	225	264	234	M 10	45	330	25*	21,47

(*) unità minima di vendita / minimum selling quantity

Y 20 28

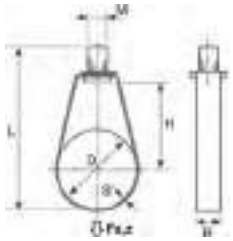

272/01

COLLARE PER IMPIANTI ANTINCENDIO CON BOCCOLA FILETTATA FM-UL

- SPRINKLER PIPE CLAMP FM-UL
- SPRINKLERSCHLAUFE FM-UL
- COLLIER SPRINKLER FM-UL
- ABRAZADERA SPRINKLER INSTALACIÓN FM-UL

FM APPROVED UL LISTED

CODE	DN inch	DN	D mm	M	L mm	H mm	B mm	S mm	Fa,z daN	g		€
272102001	1/2"	15	23	M 10	86	51	16	1	150	29	100*	**1,93**
272304001	3/4"	20	28	M 10	86	48	16	1	150	31	100*	**1,95**
272100001	1"	25	35	M 10	89	48	16	1	150	32	100*	**2,01**
272114001	1"1/4	32	44	M 10	98	52	16	1	150	38	100*	**2,21**
272112001	1"1/2	40	50	M 10	105	56	16	1	150	45	100*	**3,15**
272200001	2"	50	62	M 10	117	61	16	1	150	50	100*	**3,49**
272212001	2"1/2	65	77	M 10	130	68	22	2	450	123	50*	**5,36**
272300001	3"	80	90	M 10	143	74	22	2	450	131	50*	**6,29**
272400001	4"	100	115	M 10	175	93	22	2	450	159	25*	**8,03**
272500001	5"	125	142	M 12	213	111	25	3	520	362	25*	**10,23**
272600001	6"	150	170	M 12	250	132	25	3	520	417	25*	**12,82**
272800001	8"	200	221	M 12	312	167	25	3	520	516	10*	**21,05**

(*) unità minima di vendita / minimum selling quantity

Y 20 26

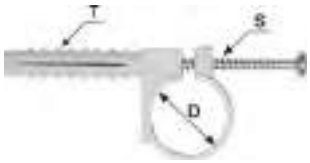

270

COLLARE NYLON PER FISSAGGIO TUBO RAME

- NYLON COLLAR FOR COPPER PIPE CLAMPING
- NYLON-SCHELLE FÜR BEFESTIGUNG VON KUPFERRHOREN
- COLLIER DE FIXATION SIMPLE NYLON POUR TUBE CUIVRE
- ABRAZADERA DE NYLON PARA FIJACIÓN TUBO DE COBRE

CODE	D mm	T mm	S mm	Min. wall thickness (1) mm	Traction resistance (2) DaN	g			€
270100000	10	5 x 20	ø 3,5 x 35	30	54	2	10	500*	**0,70**
270120000	12	5 x 20	ø 3,5 x 35	30	54	2	10	500*	**0,83**
270140000	14	6 x 25	ø 4 x 45	50	90	5	10	500*	**0,87**
270150000	15	6 x 25	ø 4 x 45	50	90	6	10	500*	**1,08**
270160000	16	6 x 25	ø 4 x 45	50	90	5	10	500*	**1,08**
270180000	18	8 x 30	ø 4,5 x 50	60	96	8	10	200*	**1,19**
270200000	20	8 x 30	ø 4,5 x 50	60	96	8	10	200*	**1,29**
270220000	22	8 x 30	ø 4,5 x 50	60	96	8	10	200*	**1,37**
270280000	28	10 x 40	ø 6 x 60	80	180	20	10	100*	**2,64**

(*) Unità minima di vendita
(1) Spessore minimo muro
(2) Resistenza alla trazione in DaN. Applicazioni in calcestruzzo cl. C20/25. Si consiglia un coefficiente di sicurezza pari a 6.
IDONEO PER MATERIALI: calcestruzzo, pietra naturale, mattone pieno, mattone forato, mattone semipieno, blocco cemento vuoto.
PER ANCORARE: tubi per installazioni elettriche, canaline rigide
CARATTERISTICHE: supporto chiuso a collare in materiale plastico per tubi rigidi in PVC completo di tassello incorporato e vite zincata.
VANTAGGI
- Ideale per installazioni di canaline in fissaggi in parallelo e in serie
- Facilita la velocità d'installazione
- Temperatura di esercizio: -40ºC÷ +40ºC (max 80ºC per breve periodo)
- Temperatura di posa: +5ºC÷ +40ºC
- Le alette interne al collarino impediscono le oscillazioni dei tubi

CONSIGLI PER L'IMPIEGO: non sono consigliate applicazioni permanenti con carichi sospesi oltre i 40ºC utilizzando ancoranti plastici.

(*) Minimum selling quantity
(1) Minimum wall thickness
(2) Tensile strength in daN. Applications Concrete class C20/25. We recommend a safety factor of 6.
SUITABLE FOR MATERIALS: concrete, natural stone, brick full, hollow brick, half-full brick, hollow concrete block.
TO ANCHOR: pipes for electrical installations, rigid conduit.
FEATURES: closed support plastic collar for rigid pipes in PVC complete with built-in dowel and galvanized screw.
ADVANTAGES
- Ideal for installation of hardware cable ducts, parallel and series version
- It facilitates installation speed
- Operating temperature: -40ºC to +40ºC (for short period max 80º C)
- Installation temperature: +5ºC to +40ºC

The inner fins prevent the collar pipe oscillations
APPLICATION ADVICE: not recommended permanent applications with suspended loads above +40ºC using plastic anchors.

Y 20 26

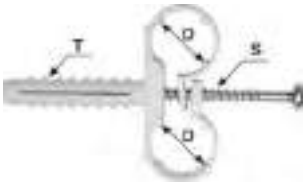

270/D

COLLARE NYLON DOPPIO PER FISSAGGIO TUBO RAME

- NYLON COLLAR FOR COPPER PIPE CLAMPING
- NYLON-SCHELLE FÜR BEFESTIGUNG VON KUPFERRHOREN
- COLLIER DE FIXATION NYLON POUR TUBE CUIVRE
- ABRAZADERA DE NYLON PARA FIJACION TUBO DE COBRE

CODE	D mm	T mm	S mm	Min. wall thickness (1) mm	Traction resistance (2) DaN	g			€
270100200	10	8 x 30	ø 4,5 x 50	60	96	3	10	250*	**1,21**
270120200	12	8 x 30	ø 4,5 x 50	60	96	3	10	250*	**1,28**
270140200	14	8 x 30	ø 4,5 x 50	60	96	6	10	250*	**1,28**
270150200	15	8 x 30	ø 4,5 x 50	60	96	10	10	250*	**1,64**
270160200	16	8 x 30	ø 4,5 x 50	60	96	12	10	250*	**1,64**
270180200	18	10 x 40	ø 6 x 60	80	180	18	10	100*	**1,67**
270200200	20	10 x 40	ø 6 x 60	80	180	17	10	100*	**1,77**
270220200	22	10 x 40	ø 6 x 60	80	180	16	10	50*	**1,84**
270280200	28	10 x 40	ø 6 x 60	80	180	26	10	50*	**3,59**

(*) Unità minima di vendita
(1) Spessore minimo muro
(2) Resistenza alla trazione in DaN. Applicazioni in calcestruzzo cl. C20/25. Si consiglia un coefficiente di sicurezza pari a 6.
IDONEO PER MATERIALI: calcestruzzo, pietra naturale, mattone pieno, mattone forato, mattone semipieno, blocco cemento vuoto.
PER ANCORARE: tubi per installazioni elettriche, canaline rigide
CARATTERISTICHE: supporto chiuso a collare in materiale plastico per tubi rigidi in PVC completo di tassello incorporato e vite zincata.
VANTAGGI
- Ideale per installazioni di canaline in fissaggi in parallelo e in serie
- Facilita la velocità d'installazione
- Temperatura di esercizio: -40ºC÷ +40ºC (max 80ºC per breve periodo)
- Temperatura di posa: +5ºC÷ +40ºC
- Le alette interne al collarino impediscono le oscillazioni dei tubi

CONSIGLI PER L'IMPIEGO: non sono consigliate applicazioni permanenti con carichi sospesi oltre i 40ºC utilizzando ancoranti plastici.

(*) Minimum selling quantity
(1) Minimum wall thickness
(2) Tensile strength in daN. Applications Concrete class C20/25. We recommend a safety factor of 6.
SUITABLE FOR MATERIALS: concrete, natural stone, brick full, hollow brick, half-full brick, hollow concrete block.
TO ANCHOR: pipes for electrical installations, rigid conduit.
FEATURES: closed support plastic collar for rigid pipes in PVC complete with built-in dowel and galvanized screw.
ADVANTAGES
- Ideal for installation of hardware cable ducts, parallel and series version
- It facilitates installation speed
- Operating temperature: -40ºC to +40ºC (for short period max 80º C)
- Installation temperature: +5ºC to +40ºC

The inner fins prevent the collar pipe oscillations
APPLICATION ADVICE: not recommended permanent applications with suspended loads above +40ºC using plastic anchors.

Y 20 27

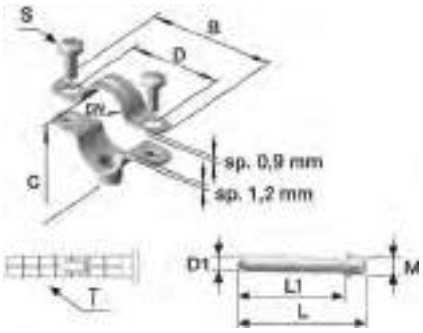

270/CU

COLLARE RAME PER FISSAGGIO TUBO RAME

- COPPER COLLAR FOR COPPER PIPE CLAMPING
- KUPFER-SCHELLE FÜR BEFESTIGUNG VON KUPFERRHOREN
- COLLIER DE FIXATION EN CUIVRE POUR TUBE CUIVRE
- ABRAZADERA DE COBRE PARA FIJACIÓN TUBO DE COBRE

MATERIAL: collare/collar: rame/copper
viteria/screws: acciaio inox AISI 304 ramato
copper-plated AISI 304 stainless steel

CODE	DN mm	B mm	C mm	D mm	S	M	L mm	L1 mm	D1 mm	T mm	g			€
2701000CU	10	37	19	24		M 6	38	30	4,7	6 x 35	16	10	100*	**2,90**
2701200CU	12	45	24	26		M 6	38	30	4,7	6 x 35	18	10	100*	**2,91**
2701400CU	14	45	24	26		M 6	38	30	4,7	6 x 35	18	10	100*	**2,91**
2701600CU	15-16	45	24	33		M 6	38	30	4,7	6 x 35	19	10	100*	**3,12**
2701800CU	18	45	27	31	3/16 W x 10 mm	M 6	38	30	4,7	6 x 35	19	10	100*	**3,13**
2702200CU	22	46	28	35		M 6	38	30	4,7	6 x 35	20	10	100*	**3,15**
2702800CU	28	55	35	44		M 6	38	30	4,7	6 x 35	22	10	100*	**3,34**
2703500CU	35	67	45	55		M 6	38	30	4,7	6 x 35	26	10	100*	**3,98**
2704200CU	42	71	50	59		M 6	38	30	4,7	6 x 35	31	10	100*	**5,47**
2705400CU	54	93	64	80		M 6	38	30	4,7	6 x 35	39	10	100*	**6,37**

(*) unità minima di vendita / minimum selling quantity

Y 20 24

258/T

VITE E TASSELLO PER FISSAGGIO GRAFFETTE E CAVALLOTTI

- BOLT AND PLUG FOR LIGHT CLIP AND U-BOLT
- SCHRAUBE UND DÜBEL FÜR EINFACHE FIXBBRIDE UND ROHRBÄNDER
- VIS ET CHEVILLE POUR ATTACHES ET ÉTRIER LÉGÈRE
- TORNILLO Y TACO PARA GRAPA Y GRAPA PUENTE

CODE	Version	Screw	Plug		g		€
			Material	Dimension			
258000000	A	Ts M 4 x 45	acciaio - steel	8 x 35	8	200*	**0,65**
258000001	B	Ts M 4 x 40	nylon	9 x 40	8	100*	**0,73**
258000005	C	Ts ø 3,5 x 30	nylon	5 x 25	2	100*	**0,38**
258000006	C	Ts ø 4,5 x 40	nylon	6 x 30	4	100*	**0,41**
258000008	C	Ts ø 5 x 50	nylon	8 x 40	6	50*	**0,65**
258000010	C	Ts ø 6 x 60	nylon	10 x 50	10	25*	**1,25**

(*) unità minima di vendita / minimum selling quantity

Y 20 24

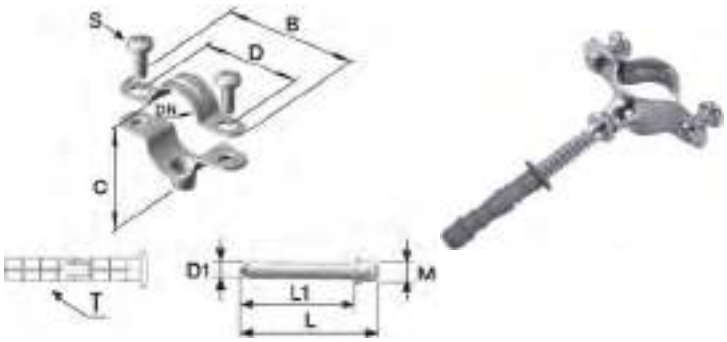

257

COLLARE LEGGERO ZINCATO

- LIGHT COLLAR
- LEICHT SCHELLE
- COLLIER LÉGÈRE
- ABRAZADERA LIGERA

CODE	DN mm	B mm	C mm	D mm	S	M	L mm	L1 mm	D1 mm	T mm	g			€
257100000	10	35	18	24	M 5 x 9	M 6	38	30	4,7	6 x 35	10	10	100*	**0,73**
257120000	12	37	19	27	M 5 x 9	M 6	38	30	4,7	6 x 35	12	10	100*	**0,73**
257140000	14	39	21	24	M 5 x 12	M 6	38	30	4,7	6 x 35	12	10	100*	**0,75**
257160000	16	41	23	31	M 5 x 12	M 6	38	30	4,7	6 x 35	14	10	100*	**0,75**
257180000	18	42	24	32	M 5 x 12	M 6	38	30	4,7	6 x 35	14	10	100*	**0,79**
257220000	22	45	27	35	M 5 x 12	M 6	38	30	4,7	6 x 35	16	10	100*	**0,79**
257260000	26	47	29	37	M 5 x 12	M 6	38	30	4,7	6 x 35	18	10	100*	**0,81**
257280000	28	51	32	40	M 5 x 12	M 6	38	30	4,7	6 x 35	18	10	100*	**0,89**
257320000	32	53	35	43	M 5 x 12	M 6	38	30	4,7	6 x 35	20	10	100*	**0,92**
257350000	35	57	39	46	M 5 x 12	M 6	38	30	4,7	6 x 35	22	10	50*	**1,00**
257400000	40	60	43	49	M 5 x 12	M 6	38	30	4,7	6 x 35	22	10	50*	**1,05**
257420000	42	65	48	55	M 5 x 12	M 6	38	30	4,7	6 x 35	22	10	50*	**1,16**
257480000	48	67	50	56	M 5 x 12	M 6	38	30	4,7	6 x 35	24	10	50*	**1,23**
257500000	50	78	58	65	M 5 x 12	M 6	38	30	4,7	6 x 35	26	10	50*	**1,29**
257600000	60	91	67	79	M 5 x 12	M 6	38	30	4,7	6 x 35	28	5	25*	**1,35**

(*) unità minima di vendita / minimum selling quantity

Y 20 24

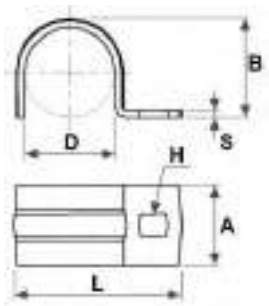

259

GRAFFETTA ZINCATA PER FISSAGGIO TUBO

- LIGHT CLIP
- EINFACHE FIXBBRIDE
- ATTACHE
- GRAPA

CODE	D mm	H mm	A mm	B mm	L mm	S mm	g		€
259100000	10	6,5 x 12,5	14	12	34	1,2	4	100*	**0,26**
259120000	12	6,5 x 12,5	14	14	37	1,2	4	100*	**0,28**
259140000	14	6,5 x 12,5	14	18	39	1,2	4	100*	**0,29**
259160000	16	6,5 x 12,5	14	17	39	1,2	6	100*	**0,30**
259200000	20	6,5 x 12,5	14	21	42	1,2	8	100*	**0,33**
259220000	22	6,5 x 12,5	14	23	45	1,2	8	100*	**0,35**
259260000	26	6,5 x 12,5	14	27	50	1,2	12	100*	**0,39**
259280000	28	6,5 x 12,5	14	29	53	1,2	12	100*	**0,43**
259320000	32	6,5 x 12,5	15	34	60	1,8	20	100*	**0,43**
259400000	40	6,5 x 12,5	15	42	67	1,8	24	50*	**0,46**
259500000	50	6,5 x 12,5	15	52	78	1,8	28	50*	**0,58**
259600000	60	8,5 x 11	25	62	98	2,2	66	50*	**0,91**

(*) unità minima di vendita / minimum selling quantity

Y 20 24

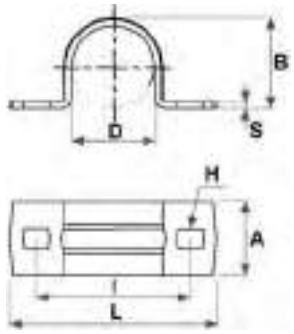

271

CAVALLOTTO ZINCATO PER FISSAGGIO TUBO

- LIGHT U-BOLT
- ROHRBÄNDER
- ÉTRIER LÉGÈRE
- GRAPA PUENTE

CODE	D mm	H mm	A mm	B mm	L mm	I mm	S mm	g		€
271100000	10	Foro / Hole 5	10	12	42	31	0,9	6	100*	**0,26**
271120000	12	Foro / Hole 5	10	14	45	34	0,9	6	100*	**0,28**
271140000	14	Foro / Hole 5	10	15	45	32	0,9	6	100*	**0,29**
271160000	16	5 x 6,5	12	17	49	36	0,9	6	100*	**0,30**
271200000	20	5 x 6,5	12	21	51	38	0,9	6	100*	**0,33**
271220000	22	6,5 x 8,5	14	23	61	46	0,9	8	100*	**0,35**
271260000	26	6,5 x 8,5	14	28	63	49	0,9	8	100*	**0,39**
271280000	28	6,5 x 8,5	14	30	67	50	0,9	12	100*	**0,43**
271320000	32	6,5 x 10	14	33	69	51	0,9	14	100*	**0,43**
271400000	40	6,5 x 10	14	41	78	60	0,9	16	50*	**0,46**
271500000	50	6,5 x 10	14	51	92	74	0,9	20	50*	**0,58**
271600000	60	8,5 x 11	25	62	125	97	2,2	78	50*	**1,74**

(*) unità minima di vendita / minimum selling quantity

Y 20 24

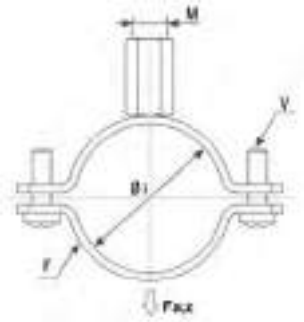

356

COLLARE SENZA VITE E TASSELLO, DADO COMBI M8-M10

- COLLAR FOR PIPE CLAMPING WITHOUT DOWEL & WOOD-IRON SCREW
- SCHELLE FÜR ROHRBEFESTIGUNG OHNE DUBEL UND EISEN-HOLZSCHRAUBE, M8-M10 MUTTER
- COLLIER DE FIXATION POUR TUBE SANS CHEVILLE ET VIS FER-BOIS, ECROU M8-M10
- ABRAZADERA FIJACIÓN TUBO SIN TACO NI TORNILLO, TUERCA M8-M10

MATERIAL: S185 (1.0035)

CODE	DN inch	Øi mm	F lg x sp mm	M	V mm	Fa,z daN	g			€
356308000	3/8"	15-19	19 x 1,8	M 8 / 10	M 6 x 20	195	54	50*	5600	**1,23**
356102000	1/2"	20-25	19 x 1,8	M 8 / 10	M 6 x 20	195	54	50*	5600	**1,31**
356304000	3/4"	26-30	19 x 1,8	M 8 / 10	M 6 x 20	195	60	50*	5600	**1,41**
356100000	1"	32-36	19 x 1,8	M 8 / 10	M 6 x 20	195	64	50*	5000	**1,51**
356114000	1"1/4	38-43	19 x 1,8	M 8 / 10	M 6 x 20	195	70	50*	3000	**1,76**
356112000	1"1/2	47-51	19 x 1,8	M 8 / 10	M 6 x 20	195	75	25*	3000	**1,92**
356200000	2"	60-64	19 x 1,8	M 8 / 10	M 6 x 20	195	86	25*	3000	**2,05**
356212000	2"1/2	75-80	19 x 1,8	M 8 / 10	M 6 x 20	195	102	25*	2500	**2,99**
356300000	3"	87-92	19 x 1,8	M 8 / 10	M 6 x 20	195	112	25*	2500	**3,41**
356312000	3"1/2	99-105	19 x 1,8	M 8 / 10	M 6 x 20	195	116	25*	2500	**3,61**
356400000	4"	113-118	19 x 1,8	M 8 / 10	M 6 x 20	195	136	25*	1300	**4,05**
356412000	ø 125	125-130	19 x 2	M 8 / 10	M 6 x 20	195	144	25*	1300	**4,41**
356500000	5"	138-142	19 x 2	M 8 / 10	M 6 x 20	195	172	25*	1300	**6,30**
356600000	ø 160	159-166	19 x 2	M 8 / 10	M 6 x 25	195	192	25*	600	**6,79**
356612000	6"	168-172	19 x 2	M 8 / 10	M 6 x 25	195	192	25*	600	**8,92**
356800000	8"	215-226	19 x 2,2	M 8 / 10	M 6 x 30	195	280	25*	600	**9,86**

(*) unità minima di vendita / minimum selling quantity
Fa,z -> Fattore di sicurezza = 3; safety factor = 3; Sicherheitsfaktor = 3; facteur de sécurité = 3; factor de seguridad = 3.

Y 20 24

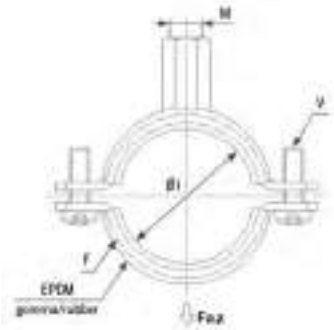

356/G

COLLARE CON GOMMA, SENZA VITE E TASSELLO, DADO COMBI M8-M10

- COLLAR FOR PIPE CLAMPING WITH RUBBER GASKET WITHOUT DOWEL & WOODIRON SCREW
- SCHELLE FÜR ROHRBEFESTIGUNG MIT GUMMIEINLAGE OHNE DUBEL UND EISENHOLZ-SCHRAUBE
- COLLIER DE FIXATION GARNITURE ISOPHONIQUE SANS CHEVILLE ET VIS FER-BOIS
- ABRAZADERA FIJACIÓN JUNTA DE GOMA SIN TACO NI TORNILLO

MATERIAL: S185 (1.0035)
VULCANIZED RUBBER: EPDM (-20° C/+120° C)

CODE	DN inch	Øi mm	F lg x sp mm	M	V mm	Fa,z daN	g			€
35630800G	3/8"	15-19	19 x 1,8	M 8 / 10	M 6 x 20	195	60	50*	5600	**1,49**
35610200G	1/2"	20-25	19 x 1,8	M 8 / 10	M 6 x 20	195	67	50*	5600	**1,57**
35630400G	3/4"	26-30	19 x 1,8	M 8 / 10	M 6 x 20	195	74	50*	5600	**1,63**
35610000G	1"	32-36	19 x 1,8	M 8 / 10	M 6 x 20	195	80	50*	5000	**1,87**
35611400G	1"1/4	38-43	19 x 1,8	M 8 / 10	M 6 x 20	195	88	25*	3000	**2,21**
35611200G	1"1/2	47-51	19 x 1,8	M 8 / 10	M 6 x 20	195	92	25*	3000	**2,35**
35605400G	ø 54	53-58	19 x 1,8	M 8 / 10	M 6 x 20	195	108	25*	3000	**2,55**
35620000G	2"	60-64	19 x 1,8	M 8 / 10	M 6 x 20	195	114	25*	3000	**2,61**
35621200G	2"1/2	75-80	19 x 1,8	M 8 / 10	M 6 x 20	195	130	25*	2500	**4,43**
35630000G	3"	87-92	19 x 1,8	M 8 / 10	M 6 x 20	195	150	25*	2500	**4,95**
35631200G	3"1/2	99-105	19 x 1,8	M 8 / 10	M 6 x 20	195	156	25*	2500	**5,31**
35611000G	ø 108-110	107-112	19 x 1,8	M 8 / 10	M 6 x 20	195	162	25*	1300	**5,80**
35640000G	4"	113-118	19 x 1,8	M 8 / 10	M 6 x 20	195	168	25*	1300	**6,00**
35641200G	ø 125	125-130	19 x 2	M 8 / 10	M 6 x 20	195	188	25*	1300	**8,95**
35650000G	5"	138-142	19 x 2	M 8 / 10	M 6 x 20	195	204	25*	1300	**10,42**
35660000G	ø 160	159-166	19 x 2	M 8 / 10	M 6 x 25	195	238	25*	600	**11,60**
35661200G	6"	168-172	19 x 2	M 8 / 10	M 6 x 25	195	242	25*	600	**13,54**
35680000G	8"	215-226	19 x 2,2	M 8 / 10	M 6 x 30	195	346	25*	600	**14,80**

(*) unità minima di vendita / minimum selling quantity
Fa,z -> Fattore di sicurezza = 3; safety factor = 3; Sicherheitsfaktor = 3; facteur de sécurité = 3; factor de seguridad = 3.

Y 20 24

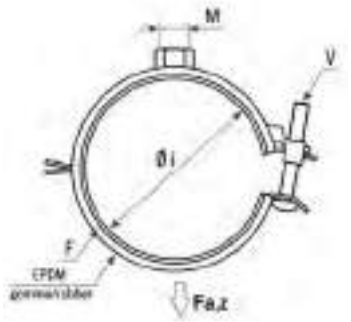

359/M8

COLLARE CON GOMMA SGANCIO 1 VITE DADO M8

- PIPE CLAMP M8 WITH EPDM RUBBER 1 SCREW FIXING
- ROHRSCHELLE FÜR ROHRE IN SCHWEREE AUSFÜHRUNG MIT GUMMI IN EPDM, M8-MUTTER
- COLLIER ISOPHONIQUE Á CHARNIÉRE M8
- ABRAZADERA ABIERTA ISOFÓNICA M8

MATERIAL: S185 (1.0035)
VULCANIZED RUBBER: EPDM (-20° C/+120° C)

CODE	DN inch	Øi mm	F lg x sp mm	M	V mm	Fa,z daN	g			€
359104000	1/4"	11-15	20 x 1,2	M 8	M 5 x 25	80	30	100*	7200	1,08
359308000	3/8"	15-19	20 x 1,2	M 8	M 5 x 25	80	34	100*	7200	1,23
359102000	1/2"	21-23	20 x 1,2	M 8	M 5 x 25	80	38	100*	7200	1,34
359304000	3/4"	26-28	20 x 1,2	M 8	M 5 x 25	80	42	100*	4800	1,40
359100000	1"	32-35	20 x 1,2	M 8	M 5 x 30	80	50	100*	4800	1,52
359114000	1"1/4	40-43	20 x 1,2	M 8	M 5 x 30	80	54	50*	2500	1,78
359112000	1"1/2	48-51	20 x 1,2	M 8	M 5 x 35	80	63	50*	2500	1,95
359054000	ø 54	51-56	20 x 1,2	M 8	M 5 x 35	80	64	50*	1750	2,06
359200000	2"	57-60	20 x 1,2	M 8	M 5 x 35	80	70	50*	1750	2,12
359063000	ø 63	62-65	20 x 1,2	M 8	M 5 x 35	80	74	50*	1750	2,20

(*) unità minima di vendita / minimum selling quantity
Fa,z -> Fattore di sicurezza = 3; safety factor = 3; Sicherheitsfaktor = 3; facteur de sécurité = 3; factor de seguridad = 3.

Y 20 24

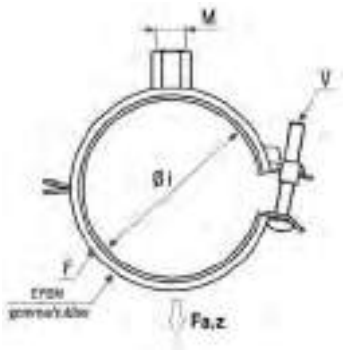

359/M8-10

COLLARE CON GOMMA SGANCIO 1 VITE DADO M8/M10

- PIPE CLAMP M8/M10 WITH EPDM RUBBER 1 SCREW FIXING
- ROHRSCHELLE FÜR ROHRE IN SCHWEREE AUSFÜHRUNG MIT GUMMI IN EPDM, M8/M10-MUTTE
- COLLIER ISOPHONIQUE Á CHARNIÉRE M8/M10
- ABRAZADERA ABIERTA ISOFÓNICA M8/M10

MATERIAL: S185 (1.0035)
VULCANIZED RUBBER: EPDM (-20° C/+120° C)

CODE	DN inch	Øi mm	F lg x sp mm	M	V mm	Fa,z daN	g			€
359104001	1/4"	11-15	20 x 1,2	M 8 / 10	M 5 x 25	80	36	100*	7200	1,34
359308001	3/8"	15-19	20 x 1,2	M 8 / 10	M 5 x 25	80	40	100*	7200	1,45
359102001	1/2"	21-23	20 x 1,2	M 8 / 10	M 5 x 25	80	44	100*	7200	1,45
359304001	3/4"	26-28	20 x 1,2	M 8 / 10	M 5 x 25	80	48	100*	4800	1,56
359100001	1"	32-35	20 x 1,2	M 8 / 10	M 5 x 30	80	54	100*	4800	1,74
359114001	1"1/4	40-43	20 x 1,2	M 8 / 10	M 5 x 30	80	62	50*	2500	2,20
359112001	1"1/2	48-51	20 x 1,2	M 8 / 10	M 5 x 35	80	68	50*	2500	2,27
359054001	ø 54	51-56	20 x 1,2	M 8 / 10	M 5 x 35	80	70	50*	1750	2,35
359200001	2"	57-60	20 x 1,2	M 8 / 10	M 5 x 35	80	74	50*	1750	2,43
359063001	ø 63	62-65	20 x 1,2	M 8 / 10	M 5 x 35	80	80	50*	1750	2,51

(*) unità minima di vendita / minimum selling quantity
Fa,z -> Fattore di sicurezza = 3; safety factor = 3; Sicherheitsfaktor = 3; facteur de sécurité = 3; factor de seguridad = 3.

Y 20 28

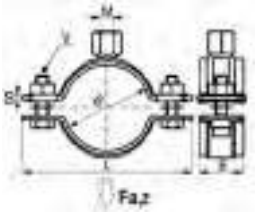

363

COLLARE PESANTE

- HEAVY COLLAR
- SCHWER SCHELLE
- COLLIER SÉRIE LOURDE
- ABRAZADERA GRUESA

CODE	DN inch	Øi mm	M	V mm	B mm	S mm	L mm	Fa,z daN	g			€
363000200	2"	59 - 65	M 8 / 10	M 8 x 30	30	2,5	122	210	225	-	50*	20,58
363000212	2"1/2	72 - 78	M 10 / 12	M 8 x 30	30	3	136	400	292	-	50*	21,96
363000300	3"	86 - 92	M 10 / 12	M 8 x 30	30	3	152	400	339	-	30*	24,45
363000400	4"	108 - 116	M 10 / 12	M 8 x 35	30	3	175	400	370	-	20*	25,29
363000500	5"	132 - 140	M 10 / 12	M 8 x 35	30	3	200	400	426	-	20*	28,19
363000600	6"	159 - 169	M 10 / 12	M 10 x 40	38	4	240	820	862	-	10*	36,06
363000800	8"	217 - 227	M 10 / 12	M 10 x 40	38	4	299	820	1047	1*	10	43,87
363000244	-	244 - 254	M 16	M 12 x 50	38	4	335	820	1238	1*	10	52,67
363001000	10"	267 - 279	M 16	M 12 x 50	38	4	360	820	1268	1*	10	53,62
363001200	12"	315 - 325	M 16	M 12 x 50	48	5	403	1200	2200	1*	-	77,89
363001400	14"	350 - 360	M 16	M 12 x 50	48	5	439	1200	2369	1*	-	96,57
363001600	16"	398 - 408	M 16	M 12 x 50	48	5	487	1200	2651	1*	-	105,11
363001800	18"	448 - 458	M 16	M 12 x 50	48	5	537	1200	2897	1*	-	117,50
363002000	20"	499 - 509	M 16	M 12 x 50	48	5	588	1200	3380	1*	-	119,33

(*) unità minima di vendita / minimum selling quantity

Y 20 28

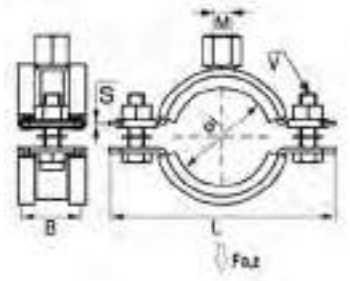

Conforme a
Conform to
Entsprechend
Correspondant
Conforme a la
DIN 4109

363/G

COLLARE PESANTE CON GOMMA

- HEAVY COLLAR WITH RUBBER
- SCHWER SCHELLE MIT GUMMI
- COLLIER GOMME SÉRIE LOURDE
- ABRAZADERA GRUESA CON GOMA

VULCANIZED RUBBER: EPDM (-20° C/+120° C) durezza/hardness 55 Shore

CODE	DN inch	Øi mm	M	V mm	B mm	S mm	L mm	Fa,z daN	g			€
363000212G	2"1/2	72 - 78	M 10 / 12	M 8 x 30	30	3	144	230	350	-	20*	27,81
363000300G	3"	86 - 92	M 10 / 12	M 8 x 30	30	3	159	230	390	-	20*	29,07
363000400G	4"	108 - 116	M 10 / 12	M 8 x 35	30	3	182	230	450	-	20*	31,04
363000500G	5"	132 - 140	M 10 / 12	M 8 x 35	30	3	207	230	523	-	10*	34,07
363000600G	6"	159 - 169	M 10 / 12	M 10 x 50	38	4	254	380	1094	-	10*	56,50
363000800G	8"	217 - 227	M 10 / 12	M 12 x 50	38	4	322	380	1380	1*	6	70,72
363000244G	-	240 - 250	M 16	M 12 x 50	38	4	345	380	1579	1*	6	79,50
363001000G	10"	265 - 275	M 16	M 12 x 50	48	5	367	920	2267	1*	4	92,18
363001200G	12"	315 - 325	M 16	M 12 x 50	48	5	414	920	2573	1*	-	94,75
363001400G	14"	354 - 364	M 16	M 12 x 50	48	5	453	920	2980	1*	-	118,99
363001600G	16"	398 - 408	M 16	M 12 x 50	48	5	497	920	3178	1*	-	128,44
363001800G	18"	448 - 458	M 16	M 12 x 50	48	5	548	920	3546	1*	-	152,21
363002000G	20"	499 - 509	M 16	M 12 x 50	48	5	599	920	3862	1*	-	155,99

(*) unità minima di vendita / minimum selling quantity

Y 10 11

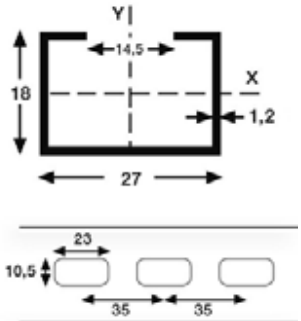

210-P1

PROFILO 2 M ZINCATO SENDZIMIR

- GALVANIZED FIXING RAIL 2 M
- MONTAGESCHIENE VERZINKT 2 M
- RAIL GALVANISÉ 2 M
- GUÍA PERFORADA GALVANIZADA 2 M

MATERIAL: DX51D+Z
GALVANIZATION: zincatura Sendzimir
Sendzimir galvanised
DIMENSION: 27 x 18 x 1,2

CODE	Section cm²	Jx cm⁴	Jy cm⁴	Wx cm³	Wy cm³	kg/m		€
210000004	0,84	0,34	0,92	0,32	0,68	0,55	10 barre	**19,33**

Asse di riferimento X-X
Il momento d'inerzia Jx-Jy ed i moduli di resistenza Wx-Wy sono calcolati in corrispondenza di una sezione omogenea (fori esclusi).
F1 - F2 - F3 - Q = (daN) 1 daN≈ 1 kgf Portate calcolate considerando una freccia limite = L/200.

Reference axis X-X
Moment of inertia Jx-Jy and strength modulus Wx-Wy are calculated in correspondence with homogeneous section (holes excluded).
F1 - F2 - F3 - Q = (daN) 1 daN≈ 1 kgf Loads calculation considering a limit deflection = L/200.

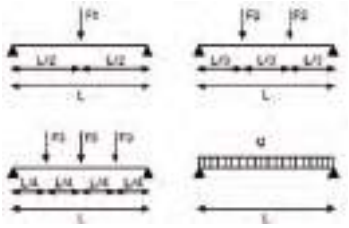

210000004	L (mm)			
27x18x1,2	500	1000	1500	2000
F1	37	19	8	5
F2	28	11	5	3
F3	19	8	4	2
Q	75	30	13	8

Y 10 11

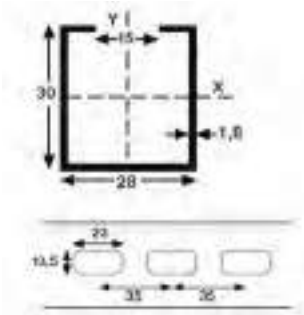

210-P2

PROFILO 2 M ZINCATO SENDZIMIR

- GALVANIZED FIXING RAIL 2 M
- MONTAGESCHIENE VERZINKT 2 M
- RAIL GALVANISÉ 2 M
- GUÍA PERFORADA GALVANIZADA 2 M

MATERIAL: DX51D+Z
GALVANIZATION: zincatura Sendzimir
Sendzimir galvanised
DIMENSION: 28 x 30 x 1,8

CODE	Section cm²	Jx cm⁴	Jy cm⁴	Wx cm³	Wy cm³	kg/m		€
210000005	1,58	1,76	2,08	1,02	1,49	1,17	10 barre	**36,16**

Asse di riferimento X-X
Il momento d'inerzia Jx-Jy ed i moduli di resistenza Wx-Wy sono calcolati in corrispondenza di una sezione omogenea (fori esclusi).
F1 - F2 - F3 - Q = (daN) 1 daN≈ 1 kgf Portate calcolate considerando una freccia limite = L/200.

Reference axis X-X
Moment of inertia Jx-Jy and strength modulus Wx-Wy are calculated in correspondence with homogeneous section (holes excluded).
F1 - F2 - F3 - Q = (daN) 1 daN≈ 1 kgf Loads calculation considering a limit deflection = L/200.

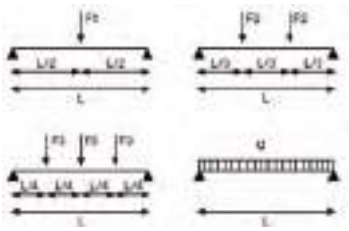

210000005	L (mm)			
28x30x1,8	500	1000	1500	2000
F1	116	58	39	23
F2	87	44	24	14
F3	58	29	17	10
Q	233	116	66	37

Y 10 11

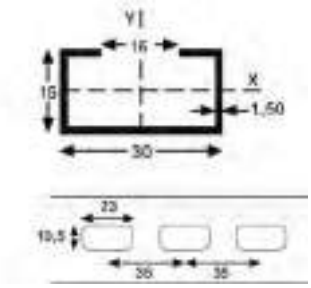

210-P3

PROFILO 2 M ZINCATO SENDZIMIR

- GALVANIZED FIXING RAIL 2 M
- MONTAGESCHIENE VERZINKT 2 M
- RAIL GALVANISÉ 2 M
- GUÍA PERFORADA GALVANIZADA 2 M

MATERIAL: DX51D+Z
GALVANIZATION: zincatura Sendzimir
Sendzimir galvanised
DIMENSION: 30 x 15 x 1,5

CODE	Section cm²	Jx cm⁴	Jy cm⁴	Wx cm³	Wy cm³	kg/m		€
210000000	0,98	0,30	1,26	0,33	0,84	0,70	6 barre	**21,39**

Asse di riferimento X-X
Il momento d'inerzia Jx-Jy ed i moduli di resistenza Wx-Wy sono calcolati in corrispondenza di una sezione omogenea (fori esclusi).
F1 - F2 - F3 - Q = (daN) 1 daN≈ 1 kgf Portate calcolate considerando una freccia limite = L/200.

Reference axis X-X
Moment of inertia Jx-Jy and strength modulus Wx-Wy are calculated in correspondence with homogeneous section (holes excluded).
F1 - F2 - F3 - Q = (daN) 1 daN≈ 1 kgf Loads calculation considering a limit deflection = L/200.

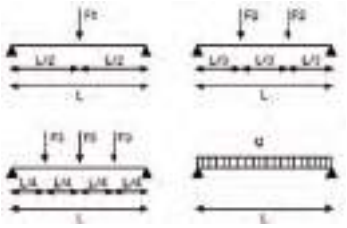

210000000	L (mm)			
30x15x1,5	500	1000	1500	2000
F1	36	15	7	4
F2	27	9	4	2
F3	18	6	3	2
Q	73	25	11	6

Y 10 11

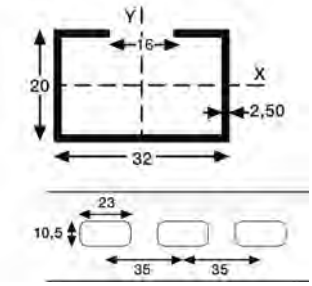

210-P4

PROFILO 2 M ZINCATO SENDZIMIR

- GALVANIZED FIXING RAIL 2 M
- MONTAGESCHIENE VERZINKT 2 M
- RAIL GALVANISÉ 2 M
- GUÍA PERFORADA GALVANIZADA 2 M

MATERIAL: DX51D+Z
GALVANIZATION: zincatura Sendzimir
Sendzimir galvanised
DIMENSION: 32 x 20 x 2,5

CODE	Section cm²	Jx cm⁴	Jy cm⁴	Wx cm³	Wy cm³	kg/m		€
210000001	1,87	0,94	2,70	0,80	1,68	1,30	6 barre	**35,01**

Asse di riferimento X-X
Il momento d'inerzia Jx-Jy ed i moduli di resistenza Wx-Wy sono calcolati in corrispondenza di una sezione omogenea (fori esclusi).
F1 - F2 - F3 - Q = (daN) 1 daN≈ 1 kgf Portate calcolate considerando una freccia limite = L/200.

Reference axis X-X
Moment of inertia Jx-Jy and strength modulus Wx-Wy are calculated in correspondence with homogeneous section (holes excluded).
F1 - F2 - F3 - Q = (daN) 1 daN≈ 1 kgf Loads calculation considering a limit deflection = L/200.

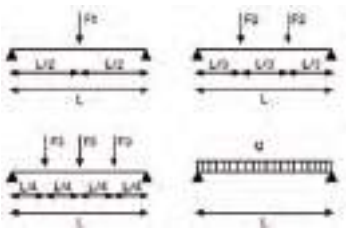

210000001	L (mm)			
32x20x2,5	500	1000	1500	2000
F1	86	43	21	12
F2	65	28	13	7
F3	43	20	9	5
Q	173	77	34	19

Y 10 11

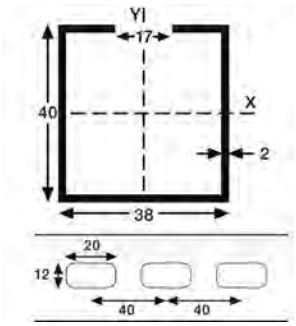

210-P5

PROFILO 2 M ZINCATO SENDZIMIR

- GALVANIZED FIXING RAIL 2 M
- MONTAGESCHIENE VERZINKT 2 M
- RAIL GALVANISÉ 2 M
- GUÍA PERFORADA GALVANIZADA 2 M

MATERIAL: DX51D+Z
GALVANIZATION: zincatura Sendzimir
Sendzimir galvanised
DIMENSION: 38 x 40 x 2

CODE	Section cm²	Jx cm⁴	Jy cm⁴	Wx cm³	Wy cm³	kg/m		€
210000002	2,59	5,57	6,20	2,51	3,26	2,0	4 barre	**62,28**

Asse di riferimento X-X
Il momento d'inerzia Jx-Jy ed i moduli di resistenza Wx-Wy sono calcolati in corrispondenza di una sezione omogenea (fori esclusi).
F1 - F2 - F3 - Q = (daN) 1 daN≈ 1 kgf Portate calcolate considerando una freccia limite = L/200.

Reference axis X-X
Moment of inertia Jx-Jy and strength modulus Wx-Wy are calculated in correspondence with homogeneous section (holes excluded).
F1 - F2 - F3 - Q = (daN) 1 daN≈ 1 kgf Loads calculation considering a limit deflection = L/200.

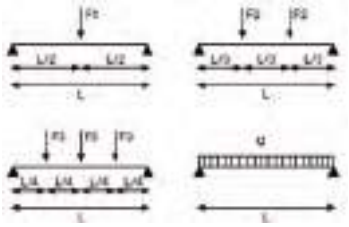

210000002	L (mm)			
38x40x2	500	1000	1500	2000
F1	256	128	85	64
F2	192	96	64	40
F3	128	64	43	29
Q	512	256	171	110

Y 10 11

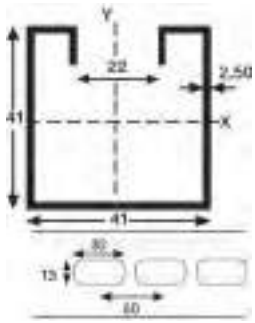

210-P6

PROFILO 3/6 M ZINCATO SENDZIMIR

- GALVANIZED FIXING RAIL 3/6 M
- MONTAGESCHIENE VERZINKT 3/6 M
- RAIL GALVANISÉ 3/6 M
- GUÍA PERFORADA GALVANIZADA 3/6 M

MATERIAL: DX51D+Z
GALVANIZATION: zincatura Sendzimir
Sendzimir galvanised
DIMENSION: 41 x 41 x 2,5

CODE	Total length m	Section cm²	Jx cm⁴	Jy cm⁴	Wx cm³	Wy cm³	kg/m		€
210000006	3 m	3,25	6,28	9,18	2,99	4,48	2,55	5 barre	**96,15**
210000007	6 m	3,25	6,28	9,18	2,99	4,48	2,55	5 barre	**186,84**

Asse di riferimento X-X
Il momento d'inerzia Jx-Jy ed i moduli di resistenza Wx-Wy sono calcolati in corrispondenza di una sezione omogenea (fori esclusi).
F1 - F2 - F3 - Q = (daN) 1 daN≈ 1 kgf Portate calcolate considerando una freccia limite = L/200.
Reference axis X-X
Moment of inertia Jx-Jy and strength modulus Wx-Wy are calculated in correspondence with homogeneous section (holes excluded).
F1 - F2 - F3 - Q = (daN) 1 daN≈ 1 kgf Loads calculation considering a limit deflection = L/200.

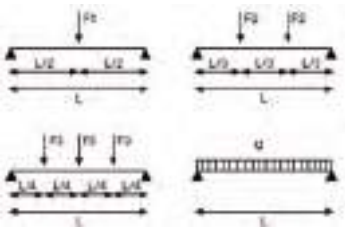

210000006 - 21000007	L (mm)				
41x41x2,5	500	1000	1500	2000	3000
F1	319	159	106	78	35
F2	239	120	80	46	20
F3	159	80	53	33	15
Q	638	319	213	124	55

Y 10 11

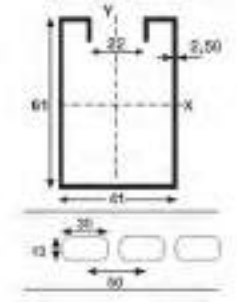

210-P8

PROFILO 3 M ZINCATO SENDZIMIR

- GALVANIZED FIXING RAIL 3 M
- MONTAGESCHIENE VERZINKT 3 M
- RAIL GALVANISÉ 3 M
- GUÍA PERFORADA GALVANIZADA 3 M

MATERIAL: DX51D+Z
GALVANIZATION: zincatura Sendzimir
Sendzimir galvanised
DIMENSION: 41 x 61 x 2,5

CODE	Section cm²	Jx cm⁴	Jy cm⁴	Wx cm³	Wy cm³	kg/m		€
210000008	4,25	17,56	12,88	5,67	6,29	3,34	5 barre	**131,41**

Asse di riferimento X-X
Il momento d'inerzia Jx-Jy ed i moduli di resistenza Wx-Wy sono calcolati in corrispondenza di una sezione omogenea (fori esclusi).
F1 - F2 - F3 - Q = (daN) 1 daN≈ 1 kgf Portate calcolate considerando una freccia limite = L/200.
Reference axis X-X
Moment of inertia Jx-Jy and strength modulus Wx-Wy are calculated in correspondence with homogeneous section (holes excluded).
F1 - F2 - F3 - Q = (daN) 1 daN≈ 1 kgf Loads calculation considering a limit deflection = L/200.

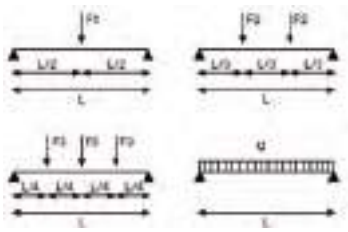

210000008	L (mm)				
41x61x2,5	**500**	**1000**	**1500**	**2000**	**3000**
F1	605	302	202	151	96
F2	454	227	151	113	57
F3	302	151	101	76	41
Q	1210	605	403	302	154

Y 10 11

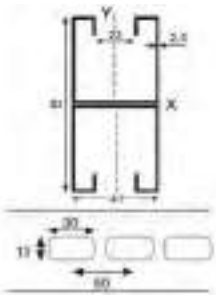

210-P9

PROFILO 3 M ZINCATO SENDZIMIR

- GALVANIZED FIXING RAIL 3 M
- MONTAGESCHIENE VERZINKT 3 M
- RAIL GALVANISÉ 3 M
- GUÍA PERFORADA GALVANIZADA 3 M

MATERIAL: DX51D+Z
GALVANIZATION: zincatura Sendzimir
Sendzimir galvanised
DIMENSION: 41 x 82 x 2,5

CODE	Section cm²	Jx cm⁴	Jy cm⁴	Wx cm³	Wy cm³	kg/m		€
210000009	6,50	36,83	18,35	8,98	8,95	5,10	5 barre	**222,21**

Asse di riferimento X-X
Il momento d'inerzia Jx-Jy ed i moduli di resistenza Wx-Wy sono calcolati in corrispondenza di una sezione omogenea (fori esclusi).
F1 - F2 - F3 - Q = (daN) 1 daN≈ 1 kgf Portate calcolate considerando una freccia limite = L/200.
Reference axis X-X
Moment of inertia Jx-Jy and strength modulus Wx-Wy are calculated in correspondence with homogeneous section (holes excluded).
F1 - F2 - F3 - Q = (daN) 1 daN≈ 1 kgf Loads calculation considering a limit deflection = L/200.

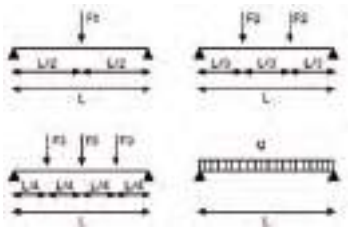

210000009	L (mm)				
41x82x2,5	**500**	**1000**	**1500**	**2000**	**3000**
F1	958	479	319	239	160
F2	718	359	239	180	119
F3	479	239	160	120	80
Q	1916	958	639	479	319

Y 10 11

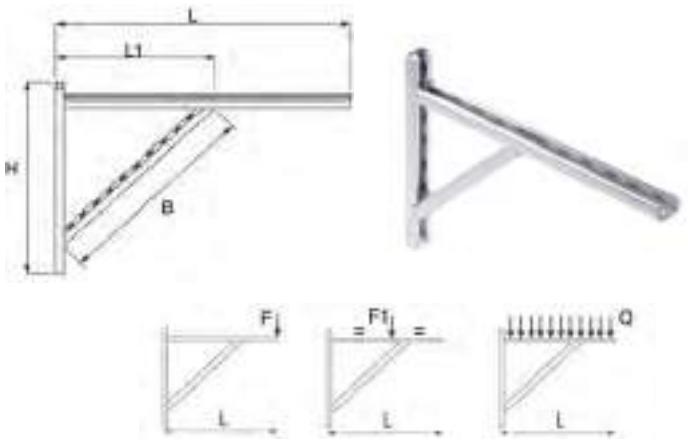

230

MENSOLA SALDATA A SQUADRA IN PROFILATO

- TRIANGULAR BRACKET
- UNTERSTÜTZUNG FERTIGKONSOLE
- CONSOLE AVEC RENFORCE
- SOPORTE 90º SALDADO Y GALVANIZADO

Fixing rail: 32x20x2,5

CODE	Version	L mm	L1 mm	B mm	H mm	F daN	F1 daN	Q daN	g			€
230370000	Zincata Galvanized	370	200	250	275	60	600	250	1100	2	240	**32,39**
230545000	Zincata Galvanized	545	290	380	380	40	600	160	1500	2	165	**42,04**
230370001	Zincata Verniciata Galvanized Painted	370	200	250	275	60	600	250	1100	2	240	**45,31**
230545001	Zincata Verniciata Galvanized Painted	545	290	380	380	40	600	160	1500	2	165	**58,93**

MATERIALE STAFFE: acciaio zincato. **FINITURA VERNICIATA:** a polvere, colore bianco RAL 9010
Raccorderie Metalliche garantisce le portate di carico fatto salvo il corretto ancoraggio alla parete. 1 DaN ≈ 1 Kgf

BRACKET MATERIAL: galvanized steel. **PAINTED FINISHING:** powder coated, RAL 9010 colour.
Raccorderie Metalliche guarantees the load only in the case of a corrrect wall anchorage. 1 daN ≈ 1 kgf

Y 10 11

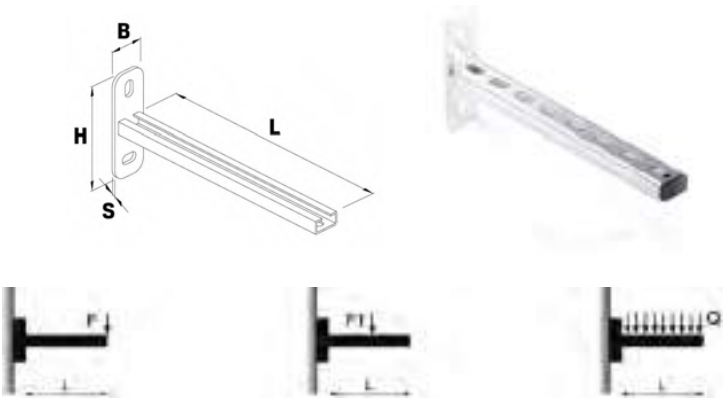

231/32

MENSOLA SALDATA A PARETE ZINCATA

- GALVANIZED WALL BRACKET
- FERTIGKONSOLE VERZINK
- CONSOLE GALVANISÉE
- SOPORTE GALVANIZADO

Fixing rail: 32x20x2,5

CODE	Version	L mm	B mm	S mm	H mm	F daN	F1 daN	Q daN	g			€
231280000	Zincata Galvanized	280	40	4	120	38	77	77	480	20	800	**13,07**

MATERIALE STAFFE: acciaio zincato. **VERSIONE:** con tappo di testa montato.
Raccorderie Metalliche garantisce le portate di carico fatto salvo il corretto ancoraggio alla parete. 1 DaN ≈ 1 Kgf

BRACKETS MATERIAL: galvanized steel. **VERSION:** with mounted head cap.
Raccorderie Metalliche guarantees the load only in the case of a corrrect wall anchorage. 1 daN ≈ 1 kgf

Y 10 11

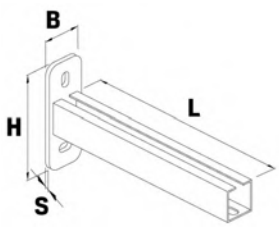

231/38

MENSOLA SALDATA A PARETE ZINCATA

- GALVANIZED WALL BRACKET
- FERTIGKONSOLE VERZINK
- CONSOLE GALVANISÉE
- SOPORTE GALVANIZADO

Fixing rail: 38x40x2

CODE	Version	L mm	B mm	S mm	H mm	F daN	F1 daN	Q daN	g		€
231200000	Zincata Galvanized	200	50	6	134	149	297	297	508	10	**42,17**
231360000	Zincata Galvanized	360	50	6	134	83	165	165	988	10	**44,22**
231520000	Zincata Galvanized	520	50	6	134	57	114	114	1316	10	**47,22**

MATERIALE STAFFE: acciaio zincato. **VERSIONE:** con tappo di testa montato.
Raccorderie Metalliche garantisce le portate di carico fatto salvo il corretto ancoraggio alla parete. 1 DaN ≈ 1 Kgf

BRACKETS MATERIAL: galvanized steel. **VERSION:** with mounted head cap.
Raccorderie Metalliche guarantees the load only in the case of a corrrect wall anchorage. 1 daN ≈ 1 kgf

Y 10 11

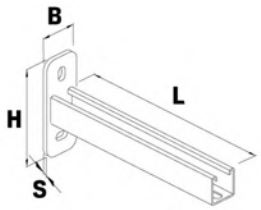

231/41

MENSOLA SALDATA A PARETE ZINCATA

- GALVANIZED WALL BRACKET
- FERTIGKONSOLE VERZINK
- CONSOLE GALVANISÉE
- SOPORTE GALVANIZADO

Fixing rail: 41x41x2,5

CODE	Version	L mm	B mm	S mm	H mm	F daN	F1 daN	Q daN	g		€
231325000	Zincata Galvanized	300	50	6	144	130	260	260	800	10	**34,30**
231425000	Zincata Galvanized	400	50	6	144	98	195	195	2100	1	**39,46**
231525000	Zincata Galvanized	500	50	6	144	78	156	156	1646	1	**46,32**
231625000	Zincata Galvanized	600	50	6	144	60	130	130	1932	1	**49,76**

MATERIALE STAFFE: acciaio zincato. **VERSIONE:** con tappo di testa montato.
Raccorderie Metalliche garantisce le portate di carico fatto salvo il corretto ancoraggio alla parete. 1 DaN ≈ 1 Kgf

BRACKETS MATERIAL: galvanized steel. **VERSION:** with mounted head cap.
Raccorderie Metalliche guarantees the load only in the case of a corrrect wall anchorage. 1 daN ≈ 1 kgf

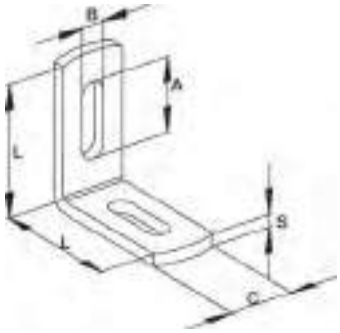

Y 10 13

212/90

ANGOLARE A 90° ZINCATO PER PROFILATO

- 90° CONNECTION PLATE
- MONTAGE-WINKEL 90°
- EQUERRE 90°
- ESCUADRA 90°

For fixing rails: 27/18 - 28/30 - 30/15 - 32/20

CODE	L mm	C mm	S mm	A x B mm	g		€
212000090	60	26	5	30 x 8,5	92	100	**4,23**

Tolleranza angolo di piega squadretta: ± 2 gradi
Tolerance angle bracket: ± 2 degrees

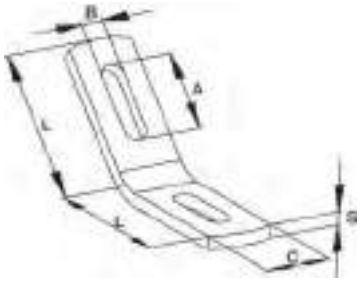

Y 10 13

212/135

ANGOLARE A 135° ZINCATO PER PROFILATO

- 135° CONNECTION PLATE
- MONTAGE-WINKEL 135°
- EQUERRE 135°
- ESCUADRA 135°

For fixing rails: 27/18 - 28/30 - 30/15 - 32/20

CODE	L mm	C mm	S mm	A x B mm	g		€
212000045	56	26	5	30 x 8,5	88	100	**4,28**

Tolleranza angolo di piega squadretta: ± 2 gradi
Tolerance angle bracket: ± 2 degrees

Y 10 13

212/90 Kit

KIT ANGOLARE A 90° ZINCATO PER PROFILATO

- KIT 90° CONNECTION PLATE
- MONTAGEKIT-WINKEL 90°
- KIT EQUERRE 90°
- KIT ESCUADRA 90°

For fixing rails: 27/18 - 28/30 - 30/15 - 32/20

CODE	Description	g		€
212900000	nº 2 angolari / connection plate 90° cod. 212000090 nº 4 dadi a rombo / rhomboidal nut cod. 213008000 nº 4 viti zigrinate / knurled screws M 8 x 14	275	50 Kit	**15,71**

Tolleranza angolo di piega squadretta: ± 2 gradi
Tolerance angle bracket: ± 2 degrees

Y 10 13

212/135 Kit

KIT ANGOLARE A 135° ZINCATO PER PROFILATO

- KIT 135° CONNECTION PLATE
- MONTAGEKIT-WINKEL 135°
- KIT EQUERRE 135°
- KIT ESCUADRA 135°

For fixing rails: 27/18 - 28/30 - 30/15 - 32/20

CODE	Description	g		€
212450000	nº 2 angolari / connection plate 45° cod. 212000045 nº 4 dadi a rombo / rhomboidal nut cod. 213008000 nº 4 viti zigrinate / knurled screws M 8 x 14	272	50 Kit	**15,71**

Tolleranza angolo di piega squadretta: ± 2 gradi
Tolerance angle bracket: ± 2 degrees

Y 10 13

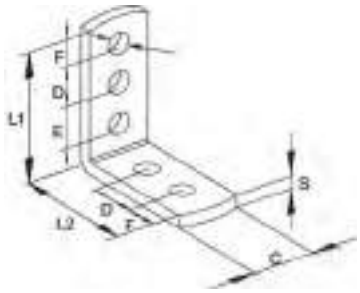

212/90 P

ANGOLARE A 90° ZINCATO PER PROFILATO

- 90° CONNECTION PLATE
- MONTAGE-WINKEL 90°
- EQUERRE 90°
- ESCUADRA 90°

For fixing rails: 38/40

CODE	L1 mm	L2 mm	C mm	D mm	E mm	S mm	F mm	H mm	g		€
212090000	105	90	40	40	32	6	18	ø 10	318	25	**6,79**

Tolleranza angolo di piega squadretta: ± 2 gradi
Tolerance angle bracket: ± 2 degrees

Y 10 13

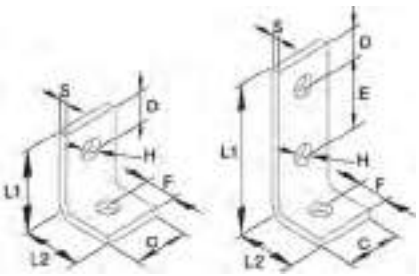

212/90 P6

ANGOLARE A 90° ZINCATO PER PROFILATO

- 90° CONNECTION PLATE
- MONTAGE-WINKEL 90°
- EQUERRE 90°
- ESCUADRA 90°

For fixing rails: 41/41

CODE	L1 mm	L2 mm	C mm	D mm	E mm	S mm	F mm	H mm	g		€
212090001	56	41	40	19,5	-	6	19,5	ø 13	156	50	**5,07**
212090002	104	41	40	19,5	48	6	19,5	ø 13	230	50	**7,47**

Tolleranza angolo di piega squadretta: ± 2 gradi
Tolerance angle bracket: ± 2 degrees

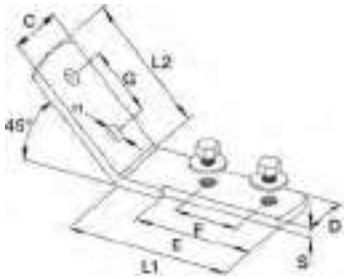

Y 10 13

212/135 P

KIT ANGOLARE A 135° ZINCATO PER PROFILATO

- KIT 135° CONNECTION PLATE
- MONTAGEKIT-WINKEL 135°
- KIT EQUERRE 135°
- KIT ESCUADRA 135°

For fixing rails: 38/40

CODE	L1 mm	L2 mm	C mm	D mm	E mm	S mm	F mm	G mm	H mm	g		€
212045000	105	75	40	32	75	6	40	40	ø 10,5	356	25	**10,71**

Tolleranza angolo di piega squadretta: ± 2 gradi
Tolerance angle bracket: ± 2 degrees

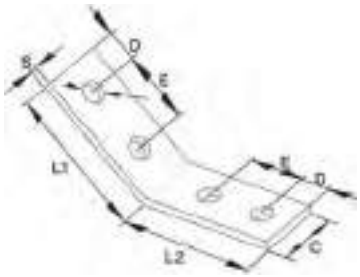

Y 10 13

212/135 P6

ANGOLARE A 135° ZINCATO PER PROFILATO

- 135° CONNECTION PLATE
- MONTAGE-WINKEL 135°
- EQUERRE 135°
- ESCUADRA 135°

For fixing rails: 41/41

CODE	L1 mm	L2 mm	C mm	D mm	E mm	S mm	H mm	g		€
212045001	90	90	40	19,5	48	6	ø 13	300	25	**8,07**

Tolleranza angolo di piega squadretta: ± 2 gradi
Tolerance angle bracket: ± 2 degrees

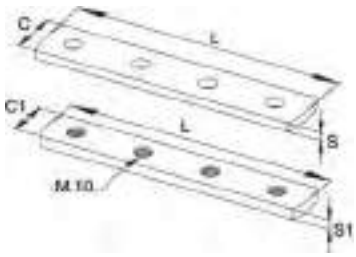

Y 10 13

205

KIT PIASTRINA DI CONGIUNZIONE PER PROFILATO

- KIT CONNECTION PLATE FOR FIXING RAIL
- SCHIENENVERBINDER
- ECLISSE POUR RAILS
- UNIÓN DE CARRIL

For fixing rails: 27/18 - 28/30 - 30/15 - 32/20

CODE	L mm	C mm	S mm	C1 mm	S1 mm	g		€
205030000	155	30	5	25	6	456	20*	**16,53**

Completa di 4 viti M 10 x 20 e 4 rondelle ø 30 mm premontate
Complete with 4 screws M 10 x 20 and 4 washers ø 30 mm preassembled
(*) unità minima di vendita / minimum selling quantity

Y 10 13

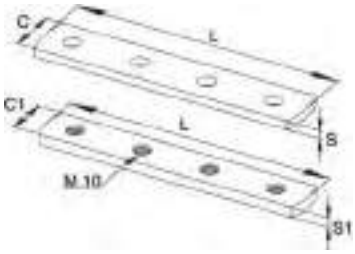

205/P

KIT PIASTRINA DI CONGIUNZIONE PER PROFILATO

- KIT CONNECTION PLATE FOR FIXING RAIL
- SCHIENENVERBINDER
- ECLISSE POUR RAILS
- UNIÓN DE CARRIL

For fixing rails: 38/40

CODE	L mm	C mm	S mm	C1 mm	S1 mm	g		€
205038000	155	40	4	32	6	514	20*	**17,40**

Completa di 4 viti M 10 x 20 e 4 rondelle ø 30 mm premontate
Complete with 4 screws M 10 x 20 and 4 washers ø 30 mm preassembled
(*) unità minima di vendita / minimum selling quantity

Y 10 13

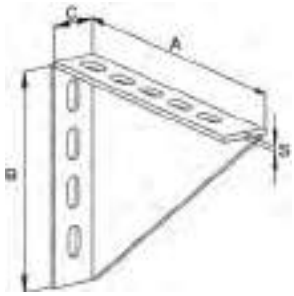

206/SS

SQUADRETTE DI RINFORZO SENZA SPACCO PER PROFILATO

- CORNER PLATE WITHOUT SPLIT
- KONSOLENWINKEL OHNE SCHLITZ
- EQUERRE DE CONSOLIDATION
- ÁNGULOS DE MONTAJE

For fixing rails: 30/15 - 32/20

CODE	A mm	B mm	C mm	S mm	Loops mm	g		€
206030000	185	150	36	4	20 x 11 mm interasse / wheelbase 35 mm	780	10	**39,88**

Y 10 13

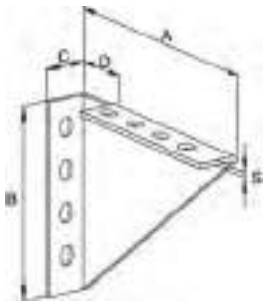

206/CS

SQUADRETTE DI RINFORZO CON SPACCO PER PROFILATO

- CORNER PLATE WITH SPLIT
- KONSOLENWINKEL MIT SCHLITZ
- EQUERRE DE CONSOLIDATION
- ÁNGULOS DE MONTAJE

For fixing rails: 30/15 - 32/20

CODE	A mm	B mm	C mm	D mm	S mm	Loops mm	g		€
206030001	185	150	36	34	4	20 x 11 mm interasse / wheelbase 35 mm	726	10	**39,88**

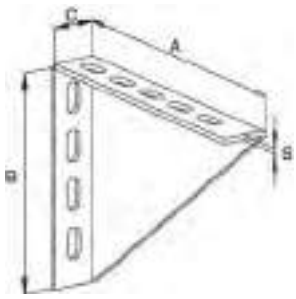

Y 10 13

206/PSS

SQUADRETTE DI RINFORZO SENZA SPACCO PER PROFILATO

- CORNER PLATE WITHOUT SPLIT
- KONSOLENWINKEL OHNE SCHLITZ
- EQUERRE DE CONSOLIDATION
- ÁNGULOS DE MONTAJE

For fixing rails: 38/40

CODE	A mm	B mm	C mm	S mm	Loops mm	g		€
206038000	200	160	42	4	25 x 13 mm interasse / wheelbase 40 mm	876	10	**43,18**

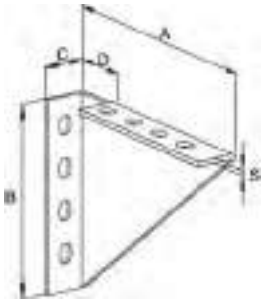

Y 10 13

206/PCS

SQUADRETTE DI RINFORZO CON SPACCO PER PROFILATO

- CORNER PLATE WITH SPLIT
- KONSOLENWINKEL MIT SCHLITZ
- EQUERRE DE CONSOLIDATION
- ÁNGULOS DE MONTAJE

For fixing rails: 38/40

CODE	A mm	B mm	C mm	D mm	S mm	Loops mm	g		€
206038001	200	160	42	45	4	25 x 13 mm interasse / wheelbase 40 mm	852	10	**43,18**

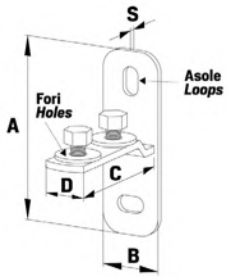

Y 10 13

207 L 30

MENSOLA FRONTALE LONGITUDINALE PER PROFILATO

- LENGHTWAY FRONT BRACKET
- SATTELFLANSCH LÄNGS
- PLATINE U, SOUDURE LONGITUDINALE
- APOYO DE CARRIL VERTICAL

For fixing rails: 27/18 - 28/30 - 30/15 - 32/20

CODE	A mm	B mm	C mm	D mm	S mm	Loops mm	Holes mm	g		€
207030000	120	40	84	25	4	11 x 19 mm interasse / wheelbase 85 mm	M 10 interasse / wheelbase 40 mm	258	10	**16,05**

Completa di nº 2 viti M 10 e rondelle ø 30 mm premontate
Complete with 2 screws M10 and washers ø 30 mm preassembled

Y 10 13

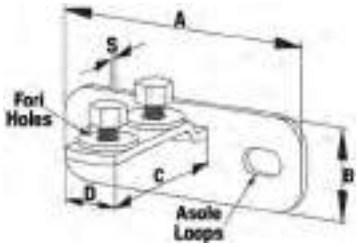

207 T 30

MENSOLA FRONTALE TRASVERSALE PER PROFILATO

- CROSSWAY FRONT BRACKET
- SATTELFLANSCH QUER
- PLATINE U, SOUDURE TRANSVERSALE
- APOYO DE CARRIL HORIZONTAL

For fixing rails: 27/18 - 28/30 - 30/15 - 32/20

CODE	A mm	B mm	C mm	D mm	S mm	Loops mm	Holes mm	g		€
207030001	120	40	84	25	4	11 x 19 mm interasse / wheelbase 85 mm	M 10 interasse / wheelbase 40 mm	258	10	**16,05**

Completa di nº 2 viti M 10 e rondelle ø 30 mm premontate
Complete with 2 screws M10 and washers ø 30 mm preassembled

Y 10 13

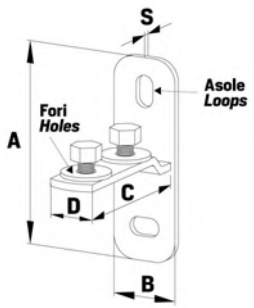

207 L 38

MENSOLA FRONTALE LONGITUDINALE PER PROFILATO

- LENGHTWAY FRONT BRACKET
- SATTELFLANSCH LÄNGS
- PLATINE U, SOUDURE LONGITUDINALE
- APOYO DE CARRIL VERTICAL

For fixing rails: 38/40

CODE	A mm	B mm	C mm	D mm	S mm	Loops mm	Holes mm	g		€
207038000	120	40	84	30	4	11 x 19 mm interasse / wheelbase 85 mm	M 10 interasse / wheelbase 40 mm	265	10	**25,66**

Completa di nº 2 viti M 10 e rondelle ø 30 mm premontate
Complete with 2 screws M10 and washers ø 30 mm preassembled

Y 10 13

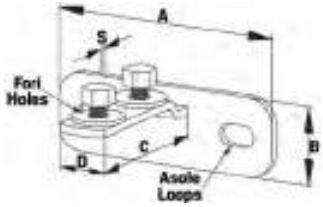

207 T 38

MENSOLA FRONTALE TRASVERSALE PER PROFILATO

- CROSSWAY FRONT BRACKET
- SATTELFLANSCH QUER
- PLATINE U, SOUDURE TRANSVERSALE
- APOYO DE CARRIL HORIZONTAL

For fixing rails: 38/40

CODE	A mm	B mm	C mm	D mm	S mm	Loops mm	Holes mm	g		€
207038001	120	40	84	30	4	11 x 19 mm interasse / wheelbase 85 mm	M 10 interasse / wheelbase 40 mm	272	10	**25,66**

Completa di nº 2 viti M 10 e rondelle ø 30 mm premontate
Complete with 2 screws M10 and washers ø 30 mm preassembled

Y 10 13

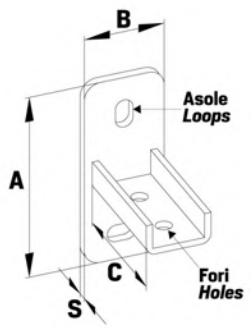

208 L 30/32

MENSOLA DI SUPPORTO LONGITUDINALE PER PROFILATO

- LENGHTWAY FRONT BRACKET
- SATTELFLANSCH LÄNGS
- PLATINE U, SOUDURE LONGITUDINALE
- APOYO DE CARRIL VERTICAL

For fixing rails: 30/15 - 32/20

CODE	A mm	B mm	C mm	S mm	Loops mm	Holes mm	g		€
208030000	128	50	80	6	11 x 18 mm interasse / wheelbase 80 mm	ø 11 interasse / wheelbase 35 mm	436	10	12,55

Y 10 13

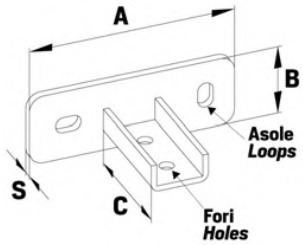

208 T 30/32

MENSOLA DI SUPPORTO TRASVERSALE PER PROFILATO

- CROSSWAY FRONT BRACKET
- SATTELFLANSCH QUER
- PLATINE U, SOUDURE TRANSVERSALE
- APOYO DE CARRIL HORIZONTAL

For fixing rails: 30/15 - 32/20

CODE	A mm	B mm	C mm	S mm	Loops mm	Holes mm	g		€
208030001	144	50	80	6	11 x 18 mm interasse / wheelbase 97 mm	ø 11 interasse / wheelbase 35 mm	472	10	12,55

Y 10 13

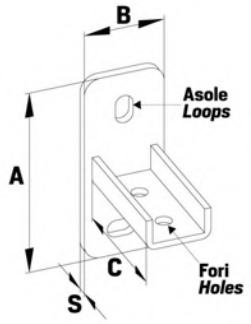

208 L 38/40

MENSOLA DI SUPPORTO LONGITUDINALE PER PROFILATO

- LENGHTWAY FRONT BRACKET
- SATTELFLANSCH LÄNGS
- PLATINE U, SOUDURE LONGITUDINALE
- APOYO DE CARRIL VERTICAL

For fixing rails: 38/40

CODE	A mm	B mm	C mm	S mm	Loops mm	Holes mm	g		€
208038000	144	50	80	6	11 x 18 mm interasse / wheelbase 97 mm	ø 12,5 interasse / wheelbase 40 mm	578	10	33,00

Y 10 13

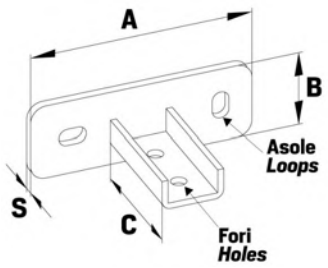

208 T 38/40

MENSOLA DI SUPPORTO TRASVERSALE PER PROFILATO

- CROSSWAY FRONT BRACKET
- SATTELFLANSCH QUER
- PLATINE U, SOUDURE TRANSVERSALE
- APOYO DE CARRIL HORIZONTAL

For fixing rails: 38/40

CODE	A mm	B mm	C mm	S mm	Loops mm	Holes mm	g		€
208038001	144	50	80	6	11 x 18 mm interasse / wheelbase 97 mm	ø 12,5 interasse / wheelbase 40 mm	582	10	**33,00**

Y 10 13

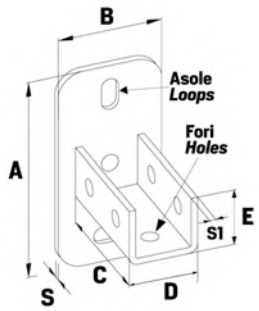

208 L 41

MENSOLA DI SUPPORTO LONGITUDINALE PER PROFILATO

- LENGHTWAY FRONT BRACKET
- SATTELFLANSCH LÄNGS
- PLATINE U, SOUDURE LONGITUDINALE
- APOYO DE CARRIL VERTICAL

For fixing rails: 41/41

CODE	A mm	B mm	C mm	D mm	E mm	S mm	S1 mm	Loops mm	Holes mm	g		€
208041000	160	80	98	53	45	6	5	13 x 25 mm interasse / wheelbase 115 mm	ø 12 interasse / wheelbase 48 mm	672	10	**37,72**

Y 10 13

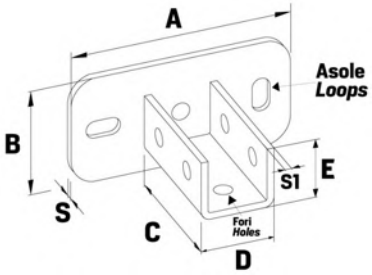

208 T 41

MENSOLA DI SUPPORTO TRASVERSALE PER PROFILATO

- CROSSWAY FRONT BRACKET
- SATTELFLANSCH QUER
- PLATINE U, SOUDURE TRANSVERSALE
- APOYO DE CARRIL HORIZONTAL

For fixing rails: 41/41

CODE	A mm	B mm	C mm	D mm	E mm	S mm	S1 mm	Loops mm	Holes mm	g		€
208041001	160	80	98	53	45	6	5	13 x 25 mm interasse / wheelbase 115 mm	ø 13 interasse / wheelbase 48 mm	718	10	**37,72**

Y 10 13

209

TAPPO PER PROFILO

- RAIL PROTECTION CAP
- ABSCHLUSSKAPPE
- CAPUCHON
- TAPÓN GUÍA

CODE	Description	g			€
209030000	Per profili / For fixing rails 27/18 - 28/30 - 30/15	3	10	50*	1,46
209032000	Per profili / For fixing rails 32/20	3	10	50*	2,52
209038000	Per profili / For fixing rails 38/40 - 41/41	11	10	50*	3,47

(*) unità minima di vendita / minimum selling quantity

Y 10 13

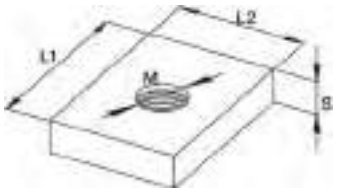

213/U

DADO UNIVERSALE PER PROFILO

- UNIVERSAL NUT
- GEWINDEPLATTE
- ÉCROU RAIL
- TUERCA SOPORTE

For fixing rails: 30/15 - 32/20 - 38/40

CODE	M	L1 mm	L2 mm	S mm	g			€
213000008	M 8	24	32	6	36	20*	200	1,16
213000010	M 10	24	32	6	36	20*	200	1,22

(*) unità minima di vendita / minimum selling quantity

Y 10 13

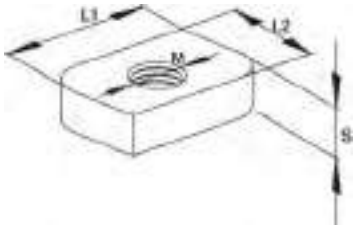

213/R

DADO A ROMBO PER PROFILO

- RHOMBOIDAL NUT
- SCHIEBEMUTTER
- ÉCROU RHOMBÉ
- TUERCA A ROMBO SOPORTE

For fixing rails: 27/18 - 28/30 - 30/15 - 32/20

CODE	M	L1 mm	L2 mm	S mm	g			€
213008000	M 8	24	16	6	13	20*	200	1,10
213010000	M 10	24	16	6	14	20*	200	1,16

(*) unità minima di vendita / minimum selling quantity

Y 10 13

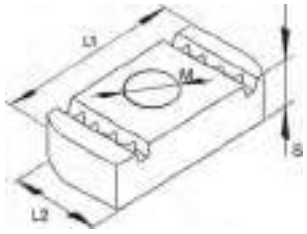

213/RT

DADO RETTANGOLARE PER PROFILO

- SHAPED NUT
- MUTTER
- PLAQUE TARAUDÉE
- TUERCA RECTANGULAR

For fixing rails: 41/41

CODE	M	L1 mm	L2 mm	S mm	g			€
213008041	M 8	34	20	6	26	20*	200	**1,70**
213010041	M 10	34	20	8	30	20*	200	**2,04**
213012041	M 12	34	20	9	39	20*	200	**3,00**

(*) unità minima di vendita / minimum selling quantity

Y 10 13

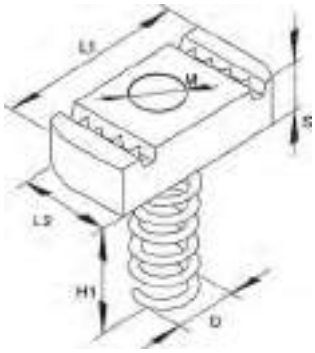

213 M

DADO RETTANGOLARE CON MOLLA DI ANCORAGGIO PER PROFILO

- SHAPED NUT WITH SPRING
- MUTTER MIT FEDER
- PLAQUE TARAUDÉE RESSORT
- TUERCA GUÍA

For fixing rails: 41/41

CODE	M	L1 mm	L2 mm	D mm	S mm	H1 mm	g			€
213008M41	M 8	34	20	18	6	35	27	100	200*	**4,20**
213010M41	M 10	34	20	18	8	35	35	100	200*	**4,33**
213012M41	M 12	34	20	18	9	35	37	100	200*	**6,32**

(*) unità minima di vendita / minimum selling quantity

Y 10 13

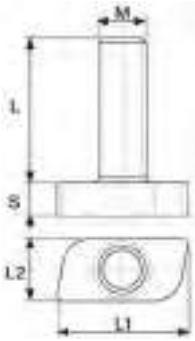

214 TMS

BULLONE TESTA MARTELLO M8 E M10

- M8 & M10 HAMMER HEAD BOLT
- HAMMERKOPFSCHRAUBE
- BOULON RAIL
- TORNILLO

For fixing rails: 27/18 - 28/30 - 30/15 - 32/20

CODE	M	L mm	L1 mm	L2 mm	S mm	g		€
214800000	M 8	30	25	13	7	28	100*	**2,32**
214100000	M 10	30	25	13	7	34	100*	**3,00**

(*) unità minima di vendita / minimum selling quantity

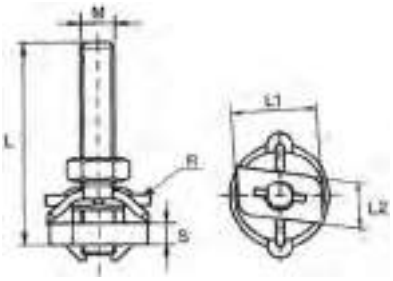

Y 10 13

214 TM/Clip

BULLONE TESTA MARTELLO CON CLIP, DADO E RONDELLA

- HAMMER HEAD BOLT WITH CLIP, NUT AND WASHER
- T-BOLZEN MIT CLIP, GEGENMUTTER UND UNTERLEGSCHEIBE VERZINKT
- BOULON POUR PROFILE AVEC CLIP
- TORNILLO GUÍA CON TUERCA Y ARANDELA

For fixing rails: 27/18 - 28/30 - 30/15 - 32/20

CODE	M	L mm	L1 mm	L2 mm	S mm	R mm	g			€
214008030	M 8	30	23	13,5	5	ø 25 thk 2,5	30	10	100*	5,29
214008040	M 8	40	23	13,5	5	ø 25 thk 2,5	35	10	100*	5,85
214010030	M 10	30	23	13,5	5	ø 25 thk 2,5	39	10	100*	5,41
214010040	M 10	40	23	13,5	5	ø 25 thk 2,5	43	10	100*	6,06

(*) unità minima di vendita / minimum selling quantity

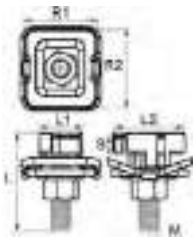

Y 10 13

214/41 TM/Clip

BULLONE TESTA MARTELLO CON CLIP, DADO E RONDELLA

- HAMMER HEAD BOLT WITH CLIP, NUT AND WASHER
- T-BOLZEN MIT CLIP, GEGENMUTTER UND UNTERLEGSCHEIBE VERZINKT
- BOULON POUR PROFILE AVEC CLIP
- TORNILLO GUÍA CON TUERCA Y ARANDELA

For fixing rails: 41/41

CODE	M	L mm	L1 mm	L2 mm	S mm	R1 mm	R2 mm	g			€
214008040041	M 8	40	19	34,5	6	35	39	76	10*	100	7,67
214008050041	M 8	50	19	34,5	6	35	39	79	10*	100	7,79
214008060041	M 8	60	19	34,5	6	35	39	82	10*	100	7,94
214010040041	M 10	40	19	34,5	8	35	39	84	10*	100	9,26
214010060041	M 10	60	19	34,5	8	35	39	94	10*	100	9,61

(*) unità minima di vendita / minimum selling quantity

Y 10 13

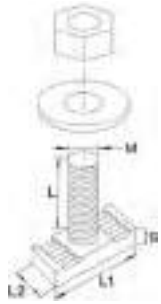

214 TMP

BULLONE TESTA MARTELLO PER PROFILO

- HAMMER HEAD BOLT FOR FIXING RAIL
- T-BOLZEN FÜR PROFIL
- BOULON POUR PROFILE
- TORNILLO GUÍA

For fixing rails: 41/41

CODE	Description	M	L mm	L1 mm	L2 mm	S mm	g			€
214008041	con dado, rondella ø 8,7-40 sp. 3 with nut, washer ø 8,7-40 thk 3	M 8	30	35	19	6	68	10*	100	8,31
214010041	con dado, rondella ø 10,5-40 sp. 3 with nut, washer ø 10,5-40 thk 3	M 10	30	35	19	8	87	10*	100	7,74
214012041	con dado, rondella ø 13-40 sp. 3 with nut, washer ø 13-40 thk 3	M 12	40	35	19	9	113	10*	100	9,95

(*) unità minima di vendita / minimum selling quantity

Y 10 13

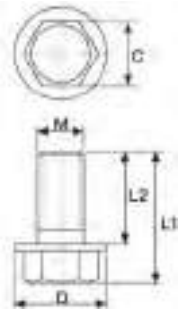

214/TE

BULLONE TESTA ESAGONALE CON FINTA RONDELLA DENTELLATA

- HEXAGONAL KNURLED WASHER FACE SCREW
- 6-KANT SCHRAUBEN VERZINKT
- BOULON TÊTE HEXAGONAL AVEC FAUSSE RONDELLE DENTELLÉ
- TORNILLO HEXAGONAL GALVANIZADO

NORM: DIN 6921
MATERIAL: 4.8 min. ISO 898-1

CODE	M	L1 mm	L2 mm	C mm	D mm	g			€
214000008	M 8	21	14	13	18	12	20	200*	0,46
214000010	M 10	25	16	15	22	21	20	200*	0,82

(*) unità minima di vendita / minimum selling quantity

Y 10 13

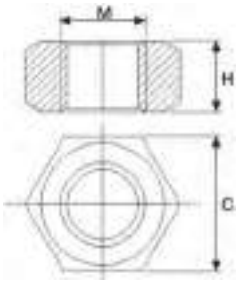

215

DADO ESAGONALE MEDIO ZINCATO

- GALVANIZED BACK NUT
- 6-KANT GEGENMUTTER VERZINKT
- ÉCROU HEXAGONAL GALVANISÉ
- TUERCA HEXAGONAL GALVANIZADA

NORM: UNI 5588

CODE	M	C mm	H mm	g			€
215006001	M 6	10	5	2	20	500*	0,28
215008001	M 8	13	6,5	5	20	500*	0,30
215010001	M 10	17	8	5	20	500*	0,36
215012001	M 12	19	10	15	20	300*	0,49
215016001	M 16	24	13	29	20	200*	0,84

(*) unità minima di vendita / minimum selling quantity

Y 10 13

216

VITE FERROLEGNO ZINCATA

- GALVANIZED BOLT-WOOD SCREW
- HOLZSCHRAUBE VERZINKT
- VIS DOUBLE FILET GALVANISÉE
- TORNILLO DOBLE ROSCA GALVANIZADO

CODE	M	L mm	L1 mm	L2 mm	C mm	D mm	g		€
216008090	M 8	90	50	30	5	8	24	250*	0,50
216008100	M 8	100	65	23	5	8	24	250*	0,62
216010120	M 10	120	60	45	7	10	53	200*	0,88
216010140	M 10	140	60	45	7	10	64	200*	1,08
216010180	M 10	180	60	86	7	10	86	150*	1,70
216010250	M 10	220	60	44	7	10	108	100*	4,04

(*) unità minima di vendita / minimum selling quantity

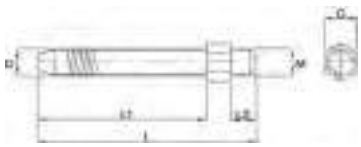

Y 10 13

216/B

VITE A BATTENTE ZINCATA

- GALVANIZED SCREW
- HOLZSCHRAUBE VERZINKT
- VIS DOUBLE FILET GALVANISÉE
- TORNILLO DOBLE ROSCA GALVANIZADO

CODE	M	L mm	L1 mm	L2 mm	C mm	D mm	g		€
216008093	M 8	93	74	7,5	10	8	27	250*	0,83
216010093	M 10	90	72	9	12	10	27	200*	1,05

(*) unità minima di vendita / minimum selling quantity

Y 20 21

216/KIT

KIT VITE FERRO-LEGNO + TASSELLO + DADO

- KIT SCREW + PLUG + BACK NUT
- KIT HOLZSCHRAUBE + DÜBEL + 6-KUNT GEGENMUTTER
- KIT VIS BATTENTE + CHEVILLE + ÉCROU HEXAGONAL
- KIT TORNILLO + TACO + TUERCA HEXAGONAL

CODE	Plug	Screw	Back nut	g			€
216008100K	10 x 70	M 8 x 100	M 8	75	1 kit	200 kit*	2,15
216010120K	14 x 70	M 10 x 120	M 10	140	1 kit	100 kit*	2,94

Kit : nº 2 tasselli, nº 2 viti, nº 2 dadi
Kit : nº 2 plugs, nº 2 screws, nº 2 back nuts
(*) unità minima di vendita / minimum selling quantity

Y 10 13

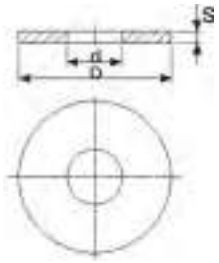

218

RONDELLA PIANA ZINCATA

- GALVANIZED WASHER
- UNTERLEGSCHEIBE VERZINK
- RONDELLE GALVANISÉE
- ARANDELA PLANA GALVANIZADA

CODE	M	D mm	d mm	S mm	g			€
218000006	M 6	24	6,3	1,5	6	20	500**	0,33
218000008	M 8	24	8,6	1,5	7	20	500**	0,33
218000010	M 10	30	10,6	2,5	11	20	500**	0,38
218000012	M 12	36	13,2	3	19	20	500**	0,50
218000016	M 16	48	18	4	48	20	500**	0,83
218008000*	M 8	40	8,7	4	20	20	400**	1,90
218010000*	M 10	40	10,7	3	22	20	400**	0,77
218012000*	M 12	48	12,4	4	51	20	200**	2,07

(*) per profilo / for fixing rail 41 x 41 mm
(**) unità minima di vendita / minimum selling quantity

Y 10 13



219

TRONCHETTO FILETTATO ZINCATO

- GALVANIZED THREADED ROD
- GEWINDESTANGE VERZINK
- TIGE FILETÉE GALVANISÉE
- ESPÁRRAGO SEPARADOR GALVANIZADO

CODE	M	L mm	g			€
219000008	M 8	32	9	20	500*	0,45
219000010	M 10	32	15	20	500*	0,53
219000012	M 12	32	22	20	500*	1,66

(*) unità minima di vendita / minimum selling quantity

Y 10 13

264

BARRA FILETTATA ZINCATA

- GALVANIZED THREADED ROD
- GEWINDESTANGE VERZINK
- TIGE FILETÉE GALVANISÉE
- VARILLA ROSCADA GALVANIZADA

MATERIAL: acciaio 4.8 min. ISO 898-1
steel grade 4.8 min. ISO 898-1
Carico rottura traz. 40 Kg/mm2
Tensile failure load 40 Kg/mm2
NORM: DIN 975
GALVANIZATION: bianca/white
5 CR3 EN ISO 4042

CODE	M	L mm	Section mm²	g		€
264600001	M 6	1000	20,1	168	100*	2,89
264800001	M 8	1000	36,6	306	50*	3,56
264100001	M 10	1000	58	480	25*	5,36
264120001	M 12	1000	84,3	690	20*	8,89
264160001	M 16	1000	157	1292	10*	14,97

(*) unità minima di vendita / minimum selling quantity

Y 10 13

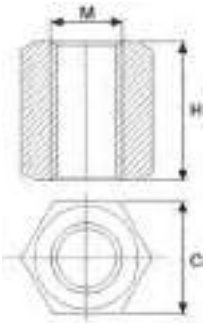

220

MANICOTTO ZINCATO DI CONGIUNZIONE

- GALVANIZED STUD CONNECTOR
- EINSCHLAGANKER VERZINK
- RACCORD DE JONCTION FF GALVANISÉE
- MANGUITO SEPARADOR GALVANIZADO

CODE	M	C mm	H mm	g			€
220000008	M 8	13	25	13	20	200*	**2,42**
220000010	M 10	17	30	20	20	100*	**4,18**
220000012	M 12	19	35	28	20	100*	**5,65**

(*) unità minima di vendita / minimum selling quantity

Y 10 13

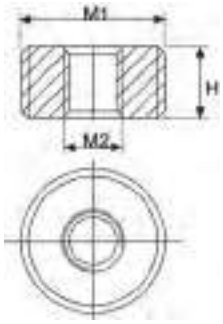

222

ADATTATORE ZINCATO 1/2" GAS - M8 / M10

- ADAPTER 1/2" GAS - M8 / M10
- REDUZIEMUFFE 1/2" GAS - M8 / M10
- ADAPTATEUR 1/2" GAS - M8 / M10
- ADAPTADOR 1/2" GAS - M8 / M10

CODE	M1	M2	H mm	g			€
222102008	1/2"	M 8 x 1,25	10	19	10	200*	**1,93**
222102010	1/2"	M 10 x 1,5	10	17	10	200*	**1,90**

(*) unità minima di vendita / minimum selling quantity

Y 20 21

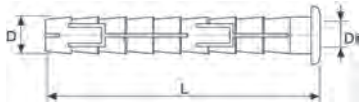

252/N

TASSELLO DI FISSAGGIO

- PLUG
- DÜBEL
- CHEVILLE
- TACO

MATERIAL: PE-HD

CODE	L mm	D mm	Di mm	g		€
252060350	35	6	5	2	1000	**0,34**
252100500	50	10	6	2	600	**0,39**

Cod. 252100700: per vite M 8 x 100 (216) ed M 8 x 93 a battente (216/B)
Cod. 252140700: per vite M 10 x 120 (216) ed M 10 x 90 a battente (216/B)

Cod. 252100700: for screw M 8 x 100 (216) and M 8 x 93 (216/B)
Cod. 252140700: for screw M 10 x 120 (216) and M 10 x 90 (216/B)

Y 20 21

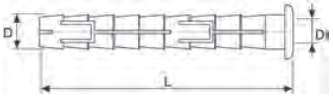

NEW

252/Nylon

TASSELLO DI FISSAGGIO

- PLUG
- DÜBEL
- CHEVILLE
- TACO

MATERIAL: Nylon

CODE	L mm	D mm	Di mm	g			€
252100700	70	10	8	3	50	500	**0,42**
252140700	70	14	11	4	50	350	**0,62**

Cod. 252100700: per vite M 8 x 100 (216) ed M 8 x 93 a battente (216/B)
Cod. 252140700: per vite M 10 x 120 (216) ed M 10 x 90 a battente (216/B)

Cod. 252100700: for screw M 8 x 100 (216) and M 8 x 93 (216/B)
Cod. 252140700: for screw M 10 x 120 (216) and M 10 x 90 (216/B)

Y 20 21

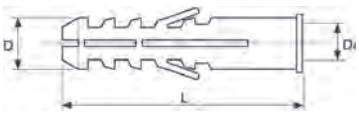

252/T

TASSELLO DI FISSAGGIO

- PLUG
- DÜBEL
- CHEVILLE
- TACO

Disponibile fino a esaurimento scorte
Available while supplies last
Lieferbar solange der Vorrat zu Verfügung steht
Disponible jusqu'à épuisement des stocks
Disponible hasta finalizar existencias

CODE	L mm	D mm	Di mm	g		€
252600300	30	6	4,5	2	1000	**0,46**
252800400	40	8	6	5	1000	**0,46**
252100600	60	10	8,5	2	600	**0,64**
252140750	75	14	12	4	350	**0,86**

Y 20 21

252/OTT

TASSELLO IN OTTONE PER FISSAGGI MEDIO-PESANTI

- BRASS ANCHOR
- MESSINGDÜBEL
- CHEVILLE EN LAITON
- ANCLAJE LATÓN

CODE	M	L mm	D mm	g		€
2520060TT	M 6	25	8	4	200	**1,46**
2520080TT	M 8	30	10	8	200	**2,21**
2520100TT	M 10	35	12	14	100	**3,12**
2520120TT	M 12	40	15	26	100	**5,47**

CARICHI MASSIMI AMMISSIBILI IN daN PER APPLICAZIONI IN CALCESTRUZZO
MAXIMUN PERMITTED LOADS IN daN FOR CONCRETE APPLICATIONS
RC≥25 N/mm²

Ancorante/Anchor	2520060TT	2520080TT	2520100TT	2520120TT
Vite/Screw 8.8	140	200	250	340

NOTE

Il riquadro riporta i carichi ammissibili in daN in considerazione di:

- sollecitazioni applicate in qualsiasi direzione (trazione assiale, taglio, tiro inclinato)
- ancoranti installati con distanze dal bordo e distanze tra ancoranti uguali o superiori a quelle critiche; per distanze inferiori a quelle critiche è necessario ridurre i carichi
- spessori di supporto uguali o maggiori a quelli riportati

The table shows the permissible loads in daN, in consideration of:

- stresses applied in any direction (axial tension, cutting, tilted load)
- anchors installed with edge distances and distances between equal anchors or exceeding the critical conditions; for distances less than those criticals, it is necessary to reduce loads
- media thicknesses equal or bigger than those indicated above.

Y 20 21



252/ACC

TASSELLO IN ACCIAIO CON CONO PER FISSAGGI PESANTI

- STEEL ANCHOR
- STAHLDÜBEL
- CHEVILLE EN ACIER AVEC CONIQUE
- ANCLAJE ACERO

CODE	M	L mm	D mm	g		€
252006ACC	M 6	47	12	18	100	**2,59**
252008ACC	M 8	55	14	28	50	**3,34**
252010ACC	M 10	65	16	36	50	**5,47**
252012ACC	M 12	75	20	72	25	**9,01**
252016ACC	M 16	92	24	110	10	**16,18**

Y 20 21

252/ACV

TASSELLO IN ACCIAIO CON CONO E VITE PER FISSAGGI PESANTI

- SCREW ANCHOR
- STAHLDÜBEL MIT SCHRAUBE
- CHEVILLE EN ACIER AVEC VIS
- ANCLAJE TORNILLO

CODE	M	L mm	V mm	D mm	g		€
252006ACV	M 6	47	M 6 x 55	12	32	50	**3,83**
252008ACV	M 8	55	M 8 x 65	14	58	50	**4,62**
252010ACV	M 10	65	M 10 x 80	16	96	25	**8,07**
252012ACV	M 12	75	M 12 x 100	20	170	20	**12,10**
252016ACV	M 16	92	M 16 x 110	24	306	10	**22,63**

CARICHI CONSIGLIATI IN daN – APPLICAZIONI IN CALCESTRUZZO CLASSE C20/25
RECOMMENDED LOADS IN daN - APPLICATIONS IN CONCRETE C20/25 CLASS

ANCORANTE/ANCHOR	ACV6	ACV8	ACV10	ACV12	ACV16
Vite/Screw cl. 8.8	230	420	590	750	1080

PARAMETRI D'INSTALLAZIONE / INSTALLATION PARAMETERS

FILETTO/THREAD	M6	M8	M10	M12	M16
Interasse critico tra ancoranti (mm) Critical distance between anchors (mm)	160	180	220	280	320
Distanza critica dal bordo (mm) Critical distance from the edge (mm)	90	100	120	150	170
Interasse minimo tra ancoranti (mm) Minimum distance between anchors (mm)	70	80	90	120	130
Distanza minima dal bordo (mm) Minimum distance from the edge (mm)	60	70	80	100	115
Spessore minimo supporto (mm) Minimum thickness support (mm)	100	100	100	120	140
Coppia di serraggio (Nm) Torque (Nm)	10	25	50	85	150

NOTE

Il riquadro riporta i carichi ammissibili in daN in considerazione di:

- sollecitazioni applicate in qualsiasi direzione (trazione assiale, taglio, tiro inclinato)
- ancoranti installati con distanze dal bordo e distanze tra ancoranti uguali o superiori a quelle critiche; per distanze inferiori a quelle critiche è necessario ridurre i carichi
- spessori di supporto uguali o maggiori a quelli riportati

The table shows the permissible loads in daN, in consideration of:

- stresses applied in any direction (axial tension, cutting, tilted load)
- anchors installed with edge distances and distances between equal anchors or exceeding the critical conditions; for distances less than those criticals, it is necessary to reduce loads
- media thicknesses equal or bigger than those indicated above.

Y 10 13



252/GAN

TASSELLO IN ACCIAIO A GANCIO M6

- ANCHOR WITH HOOK
- STAHLDÜBEL MIT HAKEN
- CHEVILLE EN ACIER AVEC CROCHET
- ANCLAJE GANCHO

CODE	M	L mm	L thread M x L mm	D mm	S mm	g		€
252000000	M 6	47	M 6 x 55	12	8	32	50	**15,49**

Y 10 13

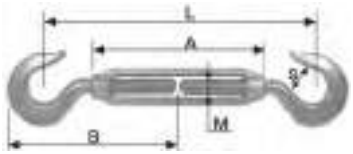

252/TEN

TENDITORE A 2 GANCI M6

- STRETCHER WITH TWO M6 HOOKS
- SPANNER MIT 2 HAKEN
- TENDEUR AVEC DEUX CROCHET
- TENSOR GALVANIZADO

CODE	M	L min mm	L max mm	A mm	B mm	S mm	g		€
252000001	M 6	110	170	80	66	8	66	50	**8,31**

Y 10 13

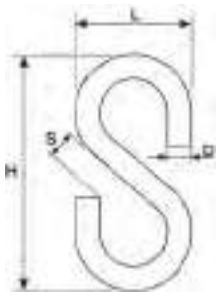

252/S

GANCIO A "S" ZINCATO

- "S" HOOK
- S HAKEN
- CROCHET "S"
- GANCHO "S"

CODE	L mm	D mm	S mm	H mm	g		€
252000002	24	5	6,5	49	16	300	**0,77**

Y 10 13

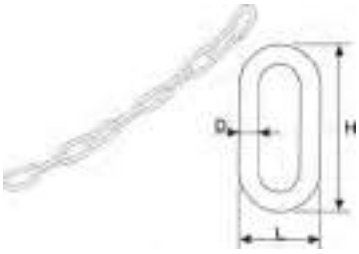

252/CAT

CATENA GENOVESE

- CHAIN
- KETTE
- CHAÎNE
- CADENA

CODE	D mm	H mm	L mm	g		€/m
252000003	2,2	20	11	4730	50 m	**0.0**
252000004	3	25	10	6910	100 m	**0.0**

Y 10 13

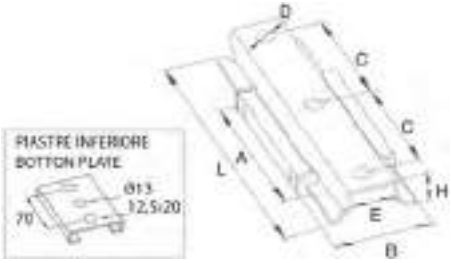

204

SLITTA DI SCORRIMENTO

- SLIDING SADDLE
- SCHLITTEN
- GUIDE A COULISSEMENT
- SOPORTE DESLIZANTE

MATERIAL: DD11
GALVANIZATION: elettrolitic – electrolytic
elektrolytisch – électrolytique
electrolítica 5÷8 µm

CODE	L mm	A mm	B mm	C mm	D mm	E mm	H mm	g		€
204000000	210	109	66	80	12,5	29	21	540	12	**25,24**

MATERIALE: Acciaio Zincato. Guide di scorrimento: Poliammide con fibre di vetro.
LUNGHEZZA DI SCORRIMENTO: max 80 mm
RESISTENZA A TEMPERATURE: da -30° C a +120° C
CARICO MASSIMO DI DEFORMAZIONE: oltre 500 Kgf
CARICO MASSIMO PER SCORREVOLEZZA: con fissaggio a soffitto o pavimento 130 kgf, con fissaggio a parete 100 Kgf.
POSA: bullone M10 per assemblaggio supporto inferiore, bullone 214 TMS per per unire i collari alla parte superiore della slitta.

MATERIAL: galvanized carbon steel. Sliding guides: polyamide with glass fibers.
LENGTH SLIDER: max 80 mm
TEMPERATURE RESISTANCE: -30° C to + 120° C
MAX DEFORMATION LOAD: over 500 Kgf
MAX SLIDING LOAD: with ceiling or floor mounting 130 kgf, with wall mounting 100 kgf.
INSTALLATION: bolt M10 for lower support assembly, bolt 214 TMS for connect the collar to the top of the sliding saddle.

Y 10 13

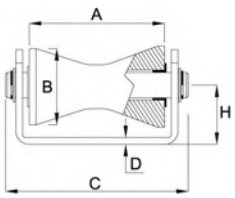

204/R

SUPPORTO A RULLO

- ROLL SUPPORT
- ROLLENAUFLAGE
- SUPPORT DE ROULEAU
- SOPORTE DE RODILLO

CODE	Pipe DN	A mm	B mm	C mm	D mm	H mm	MAX capacity Kg	kg		€
204304300	3/4" - 3" 25-85 mm	55	40	82	40 x 4	37	500	0,550	20	**62,59**
204300600	3" - 6" 80-180 mm	78	48	110	50 x 4	38	1000	0,900	16	**80,14**

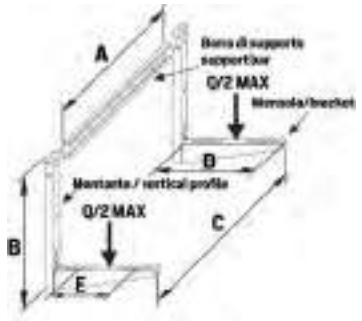

Y 10 12

232/H

STAFFA UNIVERSALE PER UNITÀ ESTERNA

- UNIVERSAL BRACKET FOR AIR CONDITIONER
- UNIVERSAL KONSOLE FÜR EXTERNE EINHEIT
- SUPORT DE FIXATION UNIVERSEL POUR UNITÉ EXTERNE
- JUEGO SOPORTE

For fixing rails: VERSIONE PESANTE / HEAVY VERSION

CODE	A mm	B mm	D mm	E mm	C mm	Q MAX (capacity) kg	g		€
232420450	1000	475	450	160-370	90-950	95	6500	1	**173,34**
232420600	1000	475	600	230-530	90-950	85	8100	1	**194,23**

MATERIALE STAFFE: acciaio al carbonio sp. 2 mm barra di supporto, 3 mm i montanti e 2,5 mm le mensola.
TRATTAMENTO SUPERFICIALE: zincatura elettrolitica (4-7 µm) e verniciatura tipo epossi-poliestere con polveri termoindurenti per esterni (70-90 µm) RAL 1013.
VITERIA: viteria zincata, completa di fissaggi per l'installazione a muro e per il fissaggio della macchina.
Raccorderie Metalliche garantisce le portate di carico fatto salvo il corretto ancoraggio alla parete.

BRACKETS MATERIAL: carbon steel 2 mm thk. support bar, 3 mm vertical profiles and 2,5 mm bracket.
SURFACE TREATMENT: zinc plating (4-7 µm) and painting with epoxy-polyester powder coating for outside (70-90 µm) RAL 1013.
SCREWS: galvanized screws, complete of fixings for wall mounting and for machine fixing.
Raccorderie Metalliche guarantees the load only in the case of a corrrect wall anchorage.

Y 10 12

233/T

STAFFA A TETTO PER UNITÀ ESTERNA

- ROOF SUPPORT
- DACHFOERMIG KONSOLE FÜR EXTERNE EINHEIT
- SUPORT DE FIXATION POUR UNITÉ EXTERNE
- SOPORTE DE TECHO

DIMENSION: 450 x 850 mm

CODE	MAX capacity with tilt				g		€
	15° kg	20° kg	25° kg	30° kg			
233450800	80	100	120	150	7358	1	**214,90**

MATERIALE STAFFE: acciaio al carbonio sp. 1,5 mm.
TRATTAMENTO SUPERFICIALE: zincatura tipo sendzimir e verniciatura tipo epossi-poliestere con polveri termoindurenti per esterni.
VITERIA: viteria zincata.
Struttura regolabile per recupero pendenza del tetto da 10° a 40°.
Dopo averla ben fissata sul tetto, ancorarla ad una parete. Eseguire l'installazione in zone riparate dal vento.
Raccorderie Metalliche garantisce le portate di carico fatto salvo il corretto ancoraggio.

BRACKETS MATERIAL: carbon steel 1,5 mm thk.
SURFACE TREATMENT: sendzimir zinc plating and painting with epoxy-polyester powder coating for outside.
SCREWS: galvanized screws.
Adjustable structure for recovery roof slope from 10° to 40°.
After having well fixed on the roof, anchor it to a wall. Perform installation in areas protected from the wind.
Raccorderie Metalliche guarantees the load only in the case of a correct wall anchorage.

Y 10 13

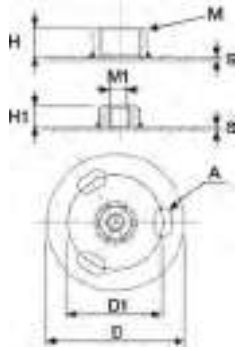

263/R

FLANGIA A MURO ZINCATA

- GALVANIZED FIXING FLANGE
- WANDFLANSCHE VERZINK
- BASE (POINT FIXE) DE FIXATION GALVANISÉE
- PLETINA FIJACIÓN GALVANIZADA

CODE	M	M1	A mm	D mm	D1 mm	S mm	H mm	H1 mm	g		€
263102000	ø e 26,5 x 1/2"	-	17 x 8,5	70	52	2	16	-	165	100*	**4,53**
263100000	-	M 10	17 x 8,5	70	52	2	-	10	150	100*	**3,62**

(*) unità minima di vendita / minimum selling quantity

Y 10 13

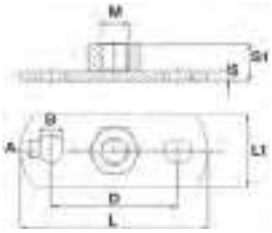

263/L

FLANGIA A MURO ZINCATA

- GALVANIZED FIXING FLANGE
- WANDFLANSCHE VERZINK
- BASE (POINT FIXE) DE FIXATION GALVANISÉE
- PLETINA FIJACIÓN GALVANIZADA

CODE	M	L mm	L1 mm	D mm	S mm	S1 mm	A x B mm	g		€
263080001	M 8	80	30	53	3	11	8,5 x 17	50	50	**3,18**

Y 10 13

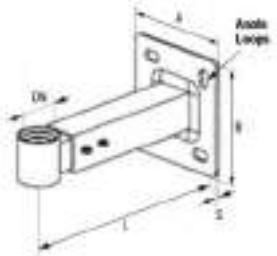

263/T

STAFFA PER VASO D'ESPANSIONE

- BRACKET FOR EXPANSION TANK
- HALTERUNG FÜR AUSDEHNUNGSGEFÄSS
- SUPPORT POUR VASE D'EXPANSION
- SOPORTE PARA VASO DE EXPANSIÓN

MATERIAL: DD11 - 1.0032
COLOUR: RAL 9016
(supporto a muro / wall bracket)
NOTE: supporto vaso zincato
tank support galvanized

CODE	DN inch	A mm	L mm	B mm	S mm	Loops mm	Q MAX (capacity) kg	g			€
263304002	3/4"	88	160 - 250	95	3	9 x 15	60 kg (tank 15÷50 l)	623	1	15*	**28,25**
263100002	1"	88	160 - 250	95	3	9 x 15	60 kg (tank 15÷50 l)	763	1	15*	**28,40**

ACCESSORI: completa di nº 2 viti M 8x70 (DIN 571) e nº 2 tasselli ø 10 mm
ACCESSORIES: complete with 2 screws M 8x70 (DIN 571) and nº 2 plugs ø 10 mm
(*) unità minima di vendita / minimum selling quantity

Y 10 13

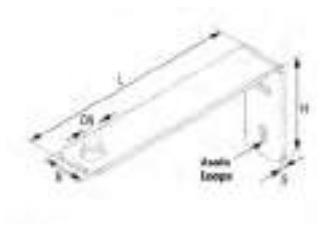

263/B

STAFFA PER VASO D'ESPANSIONE ZINCATA

- GALVANIZED BRACKET FOR EXPANSION TANK
- HALTERUNG FÜR AUSDEHNUNGSGEFÄSS VERZINK
- SUPPORT POUR VASE D'EXPANSION GALVANISÉE
- SOPORTE PARA VASO DE EXPANSIÓN GALVANIZADA

MATERIAL: DD11 - 1.0032

CODE	DN inch	L mm	B mm	S mm	Loops mm	H mm	Q MAX (capacity) kg	g			€
263304003	3/4"	265	50	5	8,5 x 21 interasse wheelbase 55 mm	120	25	700	1	10*	**21,46**

ACCESSORI: completa di nº 2 viti M 8x60 (DIN 571) e nº 2 tasselli ø 10 mm
ACCESSORIES: complete with 2 screws M 8x60 (DIN 571) and nº 2 plugs ø 10 mm
(*) unità minima di vendita / minimum selling quantity

Y 10 13

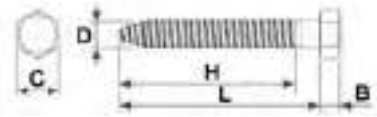

223

VITE ZINCATA 8X60 PER FISSAGGIO FLANGE A MURO E SEMICOLLARI

- GALVANIZED SCREW 8X60
- SECHSKANTHOLZSCHRAUBE
- TIREFOND TÊTE HEXAGONALE
- TORNILLO GALVANIZADO

NORM: DIN 571 - UNI 704

CODE	L mm	B mm	C mm	D mm	H mm	g		€
223008060	60	5,5	13	8	55	20	500	**0,53**

Y 10 13

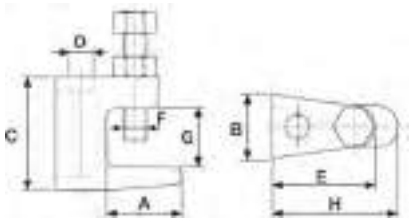

258/M

MORSETTO IN GHISA PER ANCORAGGIO A TRAVI

- BEAM CLAMP
- TRÄGERKLAMMER
- CRAMPON SERRE-JOINT
- GANCHO DE SUJECIÓN

MATERIAL: Malleable cast iron
DIN EN ISO 8062-3 CT8
Bolt 8.8 DIN 933

CODE	A mm	B mm	C mm	D mm	E mm	F mm	G mm	H mm	Q MAX (capacity) kg	Certification	g		€
258008000	21	19	35	M 8	35	M 8	18	38	120	VdS – UL	84	100*	**8,28**
258010000	23	21	42	M 10	41	M 10	20	44	250	VdS – UL – FM	146	100*	**9,25**
258012000	35	23,5	54	M 12	48	M 10	26	58	350	VdS – UL – FM	220	50*	**15,44**

(*) unità minima di vendita / minimum selling quantity

Y 10 13

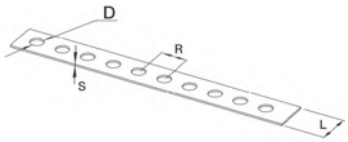

357

BANDELLA PREFORATA ZINCATA

- GALVANISED SUSPENSION BAND
- MONTAGEBAND VERZINK
- BANDE PERFORÉE ACIER GALVANISÉE
- GUÍA PERFORADA GALVANIZADA

CODE	L mm	D mm	S mm	R mm	Total length m	g		€
357000000	17	6,5	0,8	13	10 metri / meters	838	10 rotoli/rolls	**28,15**

Y 10 13

357/T

BANDELLA DI TESSUTO

- FABRIC BAND
- GEWEBEBAND
- BANDE EN TISSU
- TIRA EN TEJIDO

MATERIAL: polipropilene - polypropylene
Polypropylen - polypropylène
polipropileno

CODE	L mm	S mm	Total length m	g		€
357000004	15	0,8	10 metri / meters	73	10 rotoli / rolls	**12,16**

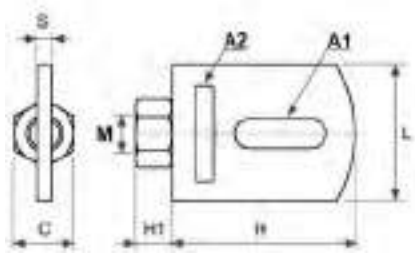

Y 10 13

357/SUP

SUPPORTO PER BANDELLA CON VITE E DADO

- KIT SUPPORT FOR SUSPENSION BAND
- ROHRAUFHÄNGER MIT SCHRAUBEN UND GEGENMUTTER
- SUPORT POUR BANDE PERFORÉE AVEC VIS ET ÉCROU
- CÁNCAMOS CON ROSCA INTERIOR

CODE	M	L mm	C mm	S mm	H mm	H1 mm	A1 mm	A2 mm	Accessories	g			€
357000001	M 8	30	13	3	39	8	20 x 6,5	21 x 4	Vite/Screw M 6 x 16 + dado/back nut	34	1	100*	**7,60**

(*) unità minima di vendita / minimum selling quantity

Y 10 13

357/02

CHIODO IN ACCIAIO PER BANDELLA

- STEEL NAIL FOR SUSPENSION BAND
- EINSCHLAG-BOLZEN
- CLOU EN ACIER POUR BANDE PERFORÉE
- CLAVO EN ACERO PARA CINTA PERFORADA

CODE	L mm	A mm	B mm	D mm	g		€
357000002	27	18	4	10	1	500	**0,30**

Y 10 13

357/03

IMPUGNATURA PORTA CHIODO

- NAIL-HOLDER GRIP
- EINSCHLAGWERKZEUG
- POIGNÉE PORTE CLOU
- EMPUÑADURA PORTA CLAVO

CODE	g		€
357000003	478	1	**126,03**

A 50 50

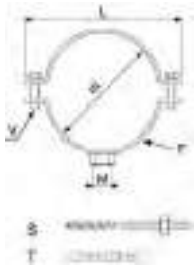

155

COLLARE FISSAGGIO TUBO CON VITE E TASSELLO

- CLAMP WITH BOLT-WOOD SCREW AND PLUG
- ROHRSCHELLE MIT HOLZSCHRAUBE UND DÜBEL
- COLLIER DE FIXATION AVEC CHEVILLE ET VIS FER-BOIS
- ABRAZADERA CON TACO NI TORNILLO

MATERIAL: AISI 304 - 1.4301
NOTE: dado saldato con puntatura elettrica
spot welded nut

CODE	DN inch	Øi mm	M	T mm	S mm	V mm	F Lg x Sp mm	L mm	g			€
155308304	3/8"	16 - 18	M 8	10 x 70	M 8 x 90	M 6 x 20	20 x 2,5	53,5	96	1	100*	**6,86**
155102304	1/2"	20 - 22	M 8	10 x 70	M 8 x 90	M 6 x 20	20 x 2,5	58	100	1	100*	**6,86**
155304304	3/4"	25 - 28	M 8	10 x 70	M 8 x 90	M 6 x 20	20 x 2,5	63,5	106	1	100*	**7,44**
155100304	1"	31 - 35	M 8	10 x 70	M 8 x 90	M 6 x 20	20 x 2,5	70	114	1	50*	**8,27**
155114304	1"1/4	39 - 43	M 8	10 x 70	M 8 x 90	M 6 x 20	20 x 2,5	79	118	1	50*	**8,93**
155112304	1"1/2	45 - 48,5	M 8	10 x 70	M 8 x 90	M 6 x 20	20 x 2,5	85	130	1	50*	**9,57**
155054304	54 mm	54	M 8	10 x 70	M 8 x 90	M 6 x 25	20 x 2,5	94	138	1	50*	**10,42**
155200304	2"	58 - 61	M 8	10 x 70	M 8 x 90	M 6 x 20	20 x 2,5	97	144	1	50*	**10,42**
155212304	2"1/2	73 - 76,5	M 10	14 x 70	M 10 x 120	M 6 x 25	30 x 2,5	115	262	1	20*	**17,62**
155300304	3"	86 - 89	M 10	14 x 70	M 10 x 120	M 6 x 25	30 x 2,5	128	288	1	20*	**19,65**
155312304	3"1/2	99 - 103	M 10	14 x 70	M 10 x 120	M 6 x 25	30 x 2,5	148	310	1	20*	**22,67**
155400304	4"	110 - 115	M 10	14 x 70	M 10 x 120	M 6 x 25	30 x 2,5	153,5	338	1	20*	**25,18**
155500304	5"	139 - 143	M 10	14 x 70	M 10 x 120	M 6 x 25	30 x 2,5	198	398	1	10*	**32,78**
155600304	6"	166 - 170	M 10	14 x 70	M 10 x 120	M 6 x 25	30 x 2,5	230	450	1	10*	**36,65**
155800304	8"	217 - 221	M 10	14 x 70	M 10 x 120	M 6 x 25	30 x 2,5	281	560	1	10*	**45,75**

(*) unità minima di vendita / minimum selling quantity

A 50 50

158/KIT

KIT VITE FERRO-LEGNO + TASSELLO + DADO

- KIT SCREW + PLUG + BACK NUT
- KIT HOLZSCHRAUBE + DÜBEL + 6-KUNT GEGENMUTTER
- KIT VIS BATTENTE + CHEVILLE + ÉCROU HEXAGONAL
- KIT TORNILLO + TACO + TUERCA HEXAGONAL

MATERIAL: AISI 304 - 1.4301

CODE	Plug	Screw	Back nut	g			€
158216008K	10 x 70	M 8 x 100	M 8	72	1 kit	200 kit*	**10,08**
158216010K	14 x 70	M 10 x 120	M 10	140	1 kit	100 kit*	**13,95**

Kit : nº 2 tasselli, nº 2 viti, nº 2 dadi
Kit : nº 2 plugs, nº 2 screws, nº 2 back nuts
(*) unità minima di vendita / minimum selling quantity

A 50 50

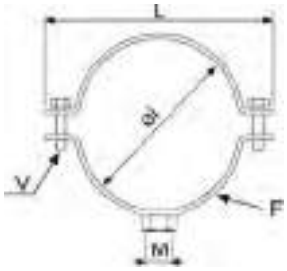

156/304

COLLARE FISSAGGIO TUBO

- CLAMP
- ROHRSCHELLE
- COLLIER DE FIXATION
- ABRAZADERA

MATERIAL: AISI 304 - 1.4301
NOTE: dado saldato con puntatura elettrica
spot welded nut

CODE	DN inch	DN mm	Øi mm	M	V mm	F Lg x Sp mm	L mm	g			€
156015304	15 mm	15	15	M 8	M 6 x 20	20 x 2,5	48	52	1	50*	6,29
156308304	3/8"	18	16 - 18	M 8	M 6 x 20	20 x 2,5	53,5	58	1	50*	6,29
156102304	1/2"	22	20 - 22	M 8	M 6 x 20	20 x 2,5	58	62	1	50*	6,06
156304304	3/4"	28	25 - 28	M 8	M 6 x 20	20 x 2,5	63,5	68	1	50*	6,27
156100304	1"	35	31 - 35	M 8	M 6 x 20	20 x 2,5	70	76	1	50*	7,01
156114304	1"1/4	42	39 - 43	M 8	M 6 x 20	20 x 2,5	79	88	1	50*	7,77
156112304	1"1/2	-	45 - 48,5	M 8	M 6 x 20	20 x 2,5	85	92	1	50*	8,39
156054304	54 mm	54	54	M 8	M 6 x 25	20 x 2,5	94	102	1	50*	9,14
156200304	2"	-	58 - 61	M 8	M 6 x 20	20 x 2,5	97	104	1	50*	9,14
156212304	2"1/2	76,1	73 - 76,5	M 10	M 6 x 25	30 x 2,5	115	200	1	20*	15,99
156300304	3"	88,9	86 - 89	M 10	M 6 x 25	30 x 2,5	128	221	1	20*	17,44
156312304	3"1/2	-	99 - 103	M 10	M 6 x 25	30 x 2,5	148	238	1	20*	19,79
156108304	108 mm	108	108	M 10	M 6 x 25	30 x 2,5	149	252	1	20*	20,21
156400304	4"	-	110 - 115	M 10	M 6 x 25	30 x 2,5	153,5	266	1	20*	20,21
156500304	5"	139,7	139 - 143	M 10	M 6 x 25	30 x 2,5	198	326	1	10*	29,37
156600304	6"	168,3	166 - 170	M 10	M 6 x 25	30 x 2,5	230	406	1	10*	33,64
156800304	8"	-	217 - 221	M 10	M 6 x 25	30 x 2,5	281	510	1	10*	41,53

(*) unità minima di vendita / minimum selling quantity

A 50 50

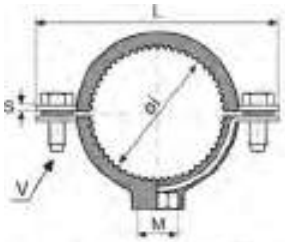



Conforme a
Conform to
Entsprechend
Correspondant
Conforme a la
DIN 4109

156/304 G

COLLARE CON GOMMA

- CLAMP WITH RUBBER
- ROHRSCHELLE MIT GUMMIEINLAGE
- COLLIER DE FIXATION GARNITURE ISOPHONIQUE
- ABRAZADERA ISOFÓNICA

MATERIAL: AISI 304 - 1.4301
VULCANIZED RUBBER: EPDM (-20° C/+120° C)
durezza/hardness 55 Shore
NOTE: dado saldato con puntatura elettrica
spot welded nut

CODE	DN inch	DN mm	Øi mm	M	V mm	B mm	S mm	L mm	g			€
156150304G	-	15	15 - 18	M 8	M 6 x 20	20	2,5	58	72	1	50*	12,79
156308304G	3/8"	18	16 - 18	M 8	M 6 x 20	20	2,5	58	76	1	50*	12,79
156102304G	1/2"	22	20 - 24	M 8	M 6 x 20	20	2,5	63,5	86	1	50*	13,04
156304304G	3/4"	28	25 - 28	M 8	M 6 x 20	20	2,5	70	94	1	50*	13,56
156100304G	1"	35	31 - 35	M 8	M 6 x 20	20	2,5	79	112	1	50*	14,36
156114304G	1"1/4	42	39 - 43	M 8	M 6 x 20	20	2,5	85	120	1	50*	16,74
156112304G	1"1/2	54	47 - 54	M 8	M 6 x 25	20	2,5	97	142	1	50*	18,25
156200304G	2"	-	58 - 61	M 8	M 6 x 20	20	2,5	107	156	1	20*	19,82
156212304G	2"1/2	76,1	73 - 76,5	M 10	M 6 x 25	30	2,5	128	308	1	10*	27,72
156300304G	3"	88,9	86 - 89	M 10	M 6 x 25	30	2,5	148	346	1	10*	30,04
156400304G	4"	-	110 -115	M 10	M 6 x 25	30	2,5	166	382	1	10*	36,28

(*) unità minima di vendita / minimum selling quantity

A 50 51

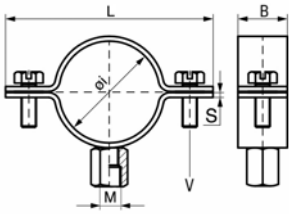

156/316

COLLARE FISSAGGIO TUBO

- CLAMP
- ROHRSCHELLE
- COLLIER DE FIXATION
- ABRAZADERA

MATERIAL: AISI 316 - 1.4401
NOTE: dado saldato con puntatura elettrica
spot welded nut

CODE	DN inch	DN mm	Øi mm	M	V mm	B mm	S mm	L mm	g		€
156308316	3/8"	15 - 18	15 - 18	M 8 / 10	M 6 x 16	20	2	54	56	50*	**9,69**
156102316	1/2"	22	20 - 24	M 8 / 10	M 6 x 16	20	2	62	62	50*	**10,38**
156304316	3/4"	28	26 - 30	M 8 / 10	M 6 x 16	20	2	66	64	50*	**10,89**
156100316	1"	35	32 - 36	M 8 / 10	M 6 x 20	20	2	72	70	50*	**11,32**
156114316	1"1/4	42	36 - 42	M 8 / 10	M 6 x 20	20	2	80	83	50*	**12,21**
156112316	1"1/2	-	47 - 50	M 8 / 10	M 6 x 20	20	2	87	89	50*	**13,03**
156054316	54 mm	54	51 - 55	M 8 / 10	M 6 x 20	20	2	94	94	50*	**13,52**
156200316	2"	-	60 - 64	M 8 / 10	M 6 x 20	20	2	102	102	50*	**14,43**
156070316	70 mm	-	67 - 73	M 8 / 10	M 6 x 20	20	2	118	110	20*	**16,14**
156212316	2"1/2	76,1	75 - 80	M 8 / 10	M 6 x 20	20	2	125	117	20*	**16,40**
156300316	3"	88,9	87 - 92	M 8 / 10	M 6 x 20	20	2	141	132	20*	**18,01**
156312316	3"1/2	-	99 - 105	M 8 / 10	M 6 x 20	20	2	155	143	20*	**19,59**
156108316	108 mm	108	106 - 112	M 8 / 10	M 6 x 20	20	2	162	152	20*	**20,71**
156400316	4"	-	114 - 119	M 8 / 10	M 6 x 25	20	2	171	161	20*	**22,53**
156125316	125 mm	-	124 - 131	M 8 / 10	M 6 x 25	20	2	179	179	10*	**23,94**
156160316	160 mm	-	159 - 163	M 8 / 10	M 6 x 25	20	2	211	201	10*	**27,76**
1560200316	200 mm	-	199 - 204	M 8 / 10	M 6 x 25	20	2	253	256	10*	**29,84**

(*) unità minima di vendita / minimum selling quantity

A 50 51

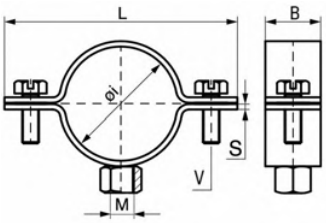

156/316L

COLLARE FISSAGGIO TUBO - SERIE PESANTE

- CLAMP - HEAVY SERIES
- ROHRSCHELLE - SCHWERE SERIE
- COLLIER DE FIXATION - SÉRIE LOURDE
- ABRAZADERA - SERIE PESADA

MATERIAL: AISI 316L - 1.4404
NOTE: dado saldato con puntatura elettrica
spot welded nut

CODE	DN inch	DN mm	Øi mm	M	V mm	B mm	S mm	L mm	g		€
156500316	5"	139,7	139 - 144	M 10	M 6 x 25	20	2,5	179	210	10*	**27,73**
156600316	6"	168,3	164 - 169	M 10	M 6 x 25	20	2,5	203	240	10*	**29,33**

(*) unità minima di vendita / minimum selling quantity

A 50 51

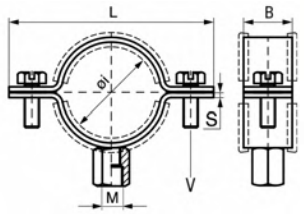

156/316 G

COLLARE CON GOMMA

- CLAMP WITH RUBBER
- ROHRSCHELLE MIT GUMMIEINLAGE
- COLLIER DE FIXATION GARNITURE ISOPHONIQUE
- ABRAZADERA ISOFÓNICA

MATERIAL: AISI 316 - 1.4401
VULCANIZED RUBBER: EPDM (-20° C/+120° C)
NOTE: dado saldato con puntatura elettrica
spot welded nut

CODE	DN inch	DN mm	Øi mm	M	V mm	B mm	S mm	L mm	g		€
156308316G	3/8"	15 - 18	15 - 18	M 8 / 10	M 6 x 16	20	2	65	71	50*	**11,39**
156102316G	1/2"	22	20 - 24	M 8 / 10	M 6 x 16	20	2	69	77	50*	**12,01**
156304316G	3/4"	28	26 - 30	M 8 / 10	M 6 x 16	20	2	74	83	50*	**12,43**
156100316G	1"	35	32 - 36	M 8 / 10	M 6 x 20	20	2	81	91	50*	**13,39**
156114316G	1"1/4	42	38 - 42	M 8 / 10	M 6 x 20	20	2	89	100	50*	**14,37**
156112316G	1"1/2	-	47 - 50	M 8 / 10	M 6 x 20	20	2	100	111	50*	**15,50**
156054316G	54 mm	54	51 -55	M 8 / 10	M 6 x 20	20	2	102	120	50*	**16,25**
156200316G	2"	-	60 - 64	M 8 / 10	M 6 x 20	20	2	114	132	20*	**17,82**
156070316G	70 mm	-	67 - 73	M 8 / 10	M 6 x 20	20	2	124	147	10*	**20,10**
156212316G	2"1/2	76,1	75 - 80	M 8 / 10	M 6 x 20	20	2	130	154	10*	**20,81**
156300316G	3"	88,9	87 - 92	M 8 / 10	M 6 x 20	20	2	141	170	10*	**24,41**
156312316G	3"1/2	-	100 - 106	M 8 / 10	M 6 x 20	20	2	165	189	10*	**25,07**
156108316G	-	108	108	M 8 / 10	M 6 x 25	20	2	168	200	10*	**25,15**
156400316G	4"	-	114 - 119	M 8 / 10	M 6 x 25	20	2	180	210	10*	**25,95**
156125316G	125 mm	-	124 - 131	M 8 / 10	M 6 x 25	20	2	191	220	10*	**27,50**
156160316G	160 mm	-	159 - 165	M 8 / 10	M 6 x 25	20	2	217	261	10*	**32,09**

(*) unità minima di vendita / minimum selling quantity

A 50 51

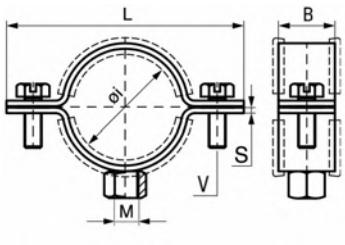

156/316L G

COLLARE CON GOMMA - SERIE PESANTE

- CLAMP WITH RUBBER - HEAVY SERIES
- ROHRSCHELLE MIT GUMMIEINLAGE - SCHWERE SERIE
- COLLIER DE FIXATION GARNITURE ISOPHONIQUE - SÉRIE LOURDE
- ABRAZADERA ISOFÓNICA - SERIE PESADA

MATERIAL: AISI 316L - 1.4404
VULCANIZED RUBBER: EPDM (-20° C/+120° C) durezza/hardness 55 Shore
NOTE: dado saldato con puntatura elettrica
spot welded nut

CODE	DN inch	DN mm	Øi mm	M	V mm	B mm	S mm	L mm	g		€
156500316G	5"	139,7	133 - 141	M 10	M 6 x 25	20	2,5	179	250	10*	**31,13**
156600316G	6"	168,3	159 - 168	M 10	M 8 x 35	25	2,5	233	470	10*	**34,13**

(*) unità minima di vendita / minimum selling quantity

A 50 50

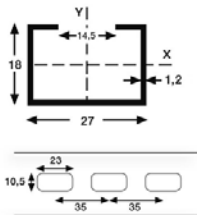

157-P1

PROFILO 2 M

- FIXING RAIL 2 M
- MONTAGESCHIENE 2 M
- RAIL 2 M
- GUÍA PERFORADA 2 M

MATERIAL: AISI 304 - 1.4301
DIMENSION: 27 x 18 x 1,2

CODE	Section cm²	Jx cm⁴	Jy cm⁴	Wx cm³	Wy cm³	kg/m		€
157027000	0,84	0,34	0,92	0,32	0,68	0,55	6 barre	**195,36**

Asse di riferimento X-X
Il momento d'inerzia Jx-Jy ed i moduli di resistenza Wx-Wy sono calcolati in corrispondenza di una sezione omogenea (fori esclusi).
F1 - F2 - F3 - Q = (daN) 1 daN≈ 1 kgf Portate calcolate considerando una freccia limite = L/200.

Reference axis X-X
Moment of inertia Jx-Jy and strength modulus Wx-Wy are calculated in correspondence with homogeneous section (holes excluded).
F1 - F2 - F3 - Q = (daN) 1 daN≈ 1 kgf Loads calculation considering a limit deflection = L/200.

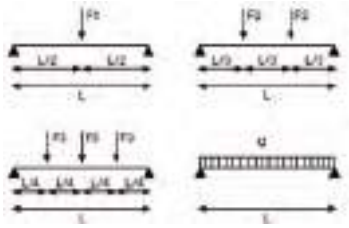

157027000	L (mm)			
27x18x1,2	**500**	**1000**	**1500**	**2000**
F1	51	19	8	5
F2	38	11	5	3
F3	25	8	4	2
Q	101	30	14	8

A 50 50

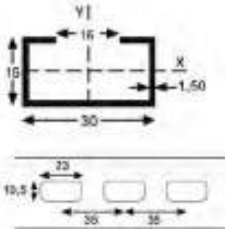

157-P3

PROFILO 2 M

- FIXING RAIL 2 M
- MONTAGESCHIENE 2 M
- RAIL 2 M
- GUÍA PERFORADA 2 M

MATERIAL: AISI 304 - 1.4301
DIMENSION: 30 x 15 x 1,5

CODE	Section cm²	Jx cm⁴	Jy cm⁴	Wx cm³	Wy cm³	kg/m		€
157030000	0,98	0,30	1,26	0,33	0,84	0,70	6 barre	**208,35**

Asse di riferimento X-X
Il momento d'inerzia Jx-Jy ed i moduli di resistenza Wx-Wy sono calcolati in corrispondenza di una sezione omogenea (fori esclusi).
F1 - F2 - F3 - Q = (daN) 1 daN≈ 1 kgf Portate calcolate considerando una freccia limite = L/200.

Reference axis X-X
Moment of inertia Jx-Jy and strength modulus Wx-Wy are calculated in correspondence with homogeneous section (holes excluded).
F1 - F2 - F3 - Q = (daN) 1 daN≈ 1 kgf Loads calculation considering a limit deflection = L/200.

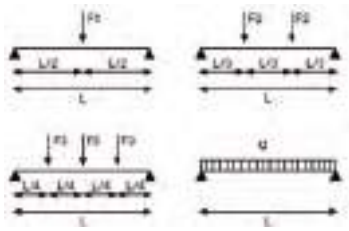

157030000	L (mm)			
30x15x1,5	**500**	**1000**	**1500**	**2000**
F1	49	15	7	4
F2	39	9	4	2
F3	25	6	3	2
Q	98	25	11	6

A 50 50

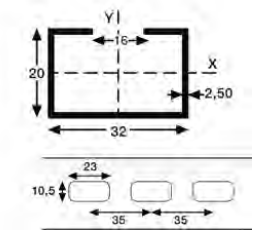

157-P4

PROFILO 2 M

- FIXING RAIL 2 M
- MONTAGESCHIENE 2 M
- RAIL 2 M
- GUÍA PERFORADA 2 M

MATERIAL: AISI 304 - 1.4301
DIMENSION: 32 x 20 x 2,5

CODE	Section cm²	Jx cm⁴	Jy cm⁴	Wx cm³	Wy cm³	kg/m		€
157032000	1,87	0,94	2,70	0,80	1,68	1,30	6 barre	**323,51**

Asse di riferimento X-X
Il momento d'inerzia Jx-Jy ed i moduli di resistenza Wx-Wy sono calcolati in corrispondenza di una sezione omogenea (fori esclusi).
F1 - F2 - F3 - Q = (daN) 1 daN≈ 1 kgf Portate calcolate considerando una freccia limite = L/200.

Reference axis X-X
Moment of inertia Jx-Jy and strength modulus Wx-Wy are calculated in correspondence with homogeneous section (holes excluded).
F1 - F2 - F3 - Q = (daN) 1 daN≈ 1 kgf Loads calculation considering a limit deflection = L/200.

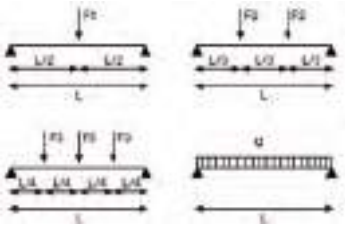

157032000	L (mm)			
32x20x2,5	**500**	**1000**	**1500**	**2000**
F1	117	48	21	12
F2	88	28	13	7
F3	59	20	9	5
Q	235	77	34	19

A 50 50

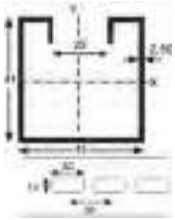

157-P6

PROFILO 3 M

- FIXING RAIL 3 M
- MONTAGESCHIENE 3 M
- RAIL 3 M
- GUÍA PERFORADA 3 M

MATERIAL: AISI 304 - 1.4301
DIMENSION: 41 x 41 x 2,5

CODE	Section cm²	Jx cm⁴	Jy cm⁴	Wx cm³	Wy cm³	kg/m		€
157041000	3,25	6,28	9,18	2,99	4,48	2,6	5 barre	**527,35**

Asse di riferimento X-X
Il momento d'inerzia Jx-Jy ed i moduli di resistenza Wx-Wy sono calcolati in corrispondenza di una sezione omogenea (fori esclusi).
F1 - F2 - F3 - Q = (daN) 1 daN≈ 1 kgf Portate calcolate considerando una freccia limite = L/200.

Reference axis X-X
Moment of inertia Jx-Jy and strength modulus Wx-Wy are calculated in correspondence with homogeneous section (holes excluded).
F1 - F2 - F3 - Q = (daN) 1 daN≈ 1 kgf Loads calculation considering a limit deflection = L/200.

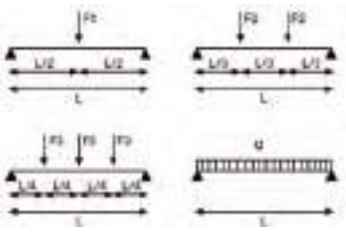

157041000	L (mm)				
41x41x2,5	**500**	**1000**	**1500**	**2000**	**3000**
F1	433	216	138	78	35
F2	325	162	81	46	20
F3	216	108	58	33	15
Q	866	433	221	124	55

A 50 50

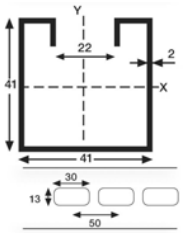

157-P6 L

PROFILO 3 M

- FIXING RAIL 3 M
- MONTAGESCHIENE 3 M
- RAIL 3 M
- GUÍA PERFORADA 3 M

MATERIAL: AISI 304 - 1.4301
DIMENSION: 41 x 41 x 2

CODE	Section cm²	Jx cm⁴	Jy cm⁴	Wx cm³	Wy cm³	kg/m		€
157041001	2,63	5,26	7,60	2,50	3,71	2,06	5 barre	**458,84**

Asse di riferimento X-X
Il momento d'inerzia Jx-Jy ed i moduli di resistenza Wx-Wy sono calcolati in corrispondenza di una sezione omogenea (fori esclusi).
F1 - F2 - F3 - Q = (daN) 1 daN≈ 1 kgf Portate calcolate considerando una freccia limite = L/200.

Reference axis X-X
Moment of inertia Jx-Jy and strength modulus Wx-Wy are calculated in correspondence with homogeneous section (holes excluded).
F1 - F2 - F3 - Q = (daN) 1 daN≈ 1 kgf Loads calculation considering a limit deflection = L/200.

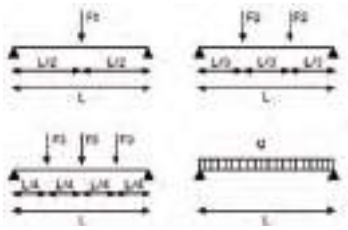

157041001	L (mm)				
41x41x2	500	1000	1500	2000	3000
F1	362	181	116	65	29
F2	271	136	68	38	17
F3	181	90	49	27	12
Q	724	362	185	104	46

A 50 50

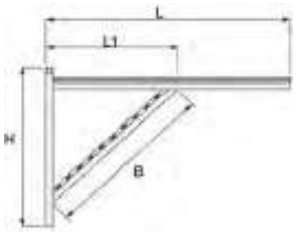

230 I

MENSOLA SALDATA A SQUADRA IN PROFILATO

- TRIANGULAR BRACKET
- UNTERSTÜTZUNG FERTIGKONSOLE
- CONSOLE AVEC RENFORCE
- SOPORTE 90º SALDADO

MATERIAL: AISI 304 - 1.4301

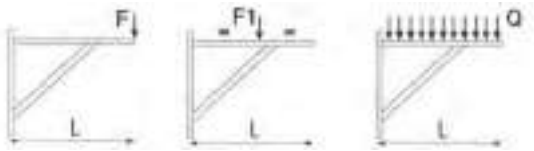

Fixing rail: 32x20x2,5

CODE	L mm	L1 mm	B mm	H mm	F daN	F1 daN	Q daN	g			€
230370304	370	200	250	275	60	600	250	1100	2	240	**155,53**
230545304	545	290	380	380	40	600	160	1500	2	165	**212,09**

MATERIALE STAFFE: acciaio inossidabile AISI 304 - 1.4301.
Raccorderie Metalliche garantisce le portate di carico fatto salvo il corretto ancoraggio alla parete. 1 DaN ≈ 1 Kgf

BRACKET MATERIAL: stainless steel AISI 304 - 1.4301.
Raccorderie Metalliche guarantees the load only in the case of a corrrect wall anchorage. 1 daN ≈ 1 kgf

A 50 50

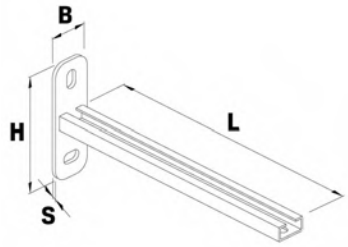

231/32 I

MENSOLA SALDATA A PARETE 32X20X2

- WALL BRACKET
- FERTIGKONSOLE
- CONSOLE
- SOPORTE

MATERIAL: AISI 304 - 1.4301

CODE	L mm	H mm	B mm	S mm	F daN	F1 daN	Q daN	g		€
231280304	280	120	40	4	33	67	67	436	10	**74,10**

Versione con tappo di testa montato.
Raccorderie Metalliche garantisce le portate di carico fatto salvo il corretto ancoraggio alla parete.
1 DaN ≈ 1 Kgf

Version with mounted head cap.
Raccorderie Metalliche guarantees the load only in the case of a corrrect wall anchorage.
1 daN ≈ 1 kgf

A 50 50

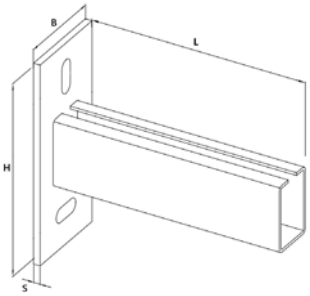

231/40 I

MENSOLA SALDATA A PARETE 40X60X2

- WALL BRACKET
- FERTIGKONSOLE
- CONSOLE
- SOPORTE

MATERIAL: AISI 304 - 1.4301

CODE	L mm	H mm	B mm	S mm	F daN	F1 daN	Q daN	g		€
231600304	600	160	80	5	75	150	150	2080	1	**296,36**

Versione con tappo di testa montato.
Raccorderie Metalliche garantisce le portate di carico fatto salvo il corretto ancoraggio alla parete.
1 DaN ≈ 1 Kgf

Version with mounted head cap.
Raccorderie Metalliche guarantees the load only in the case of a corrrect wall anchorage.
1 daN ≈ 1 kgf

A 50 50

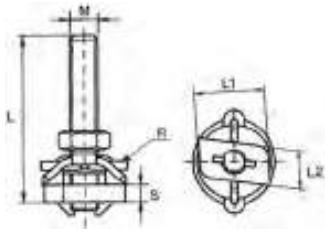

214 TM/Clip INOX

BULLONE TESTA MARTELLO CON CLIP, DADO E RONDELLA

- HAMMER HEAD BOLT WITH CLIP, NUT AND WASHER
- T-BOLZEN MIT CLIP, GEGENMUTTER UND UNTERLEGSCHEIBE VERZINKT
- BOULON POUR PROFILE AVEC CLIP
- TORNILLO GUÍA CON TUERCA Y ARANDELA

MATERIAL: AISI 316 - 1.4401

For fixing rails: 27/18 - 30/15 - 32/20

CODE	M	L mm	L1 mm	L2 mm	S mm	R mm	g			€
214008040I	M 8	40	23	13,5	5	ø 25 thk 2,5	34	10*	100	**12,59**
214010040I	M 10	40	23	13,5	5	ø 25 thk 2,5	48	10*	100	**16,66**

(*) unità minima di vendita / minimum selling quantity

A 50 50

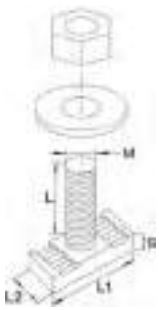

214 TMP INOX

BULLONE TESTA MARTELLO PER PROFILO

- HAMMER HEAD BOLT FOR FIXING RAIL
- T-BOLZEN FÜR PROFIL
- BOULON POUR PROFILE
- TORNILLO GUÍA

MATERIAL: AISI 304 - 1.4301

For fixing rails: 41/41

CODE	Description	M	L mm	L1 mm	L2 mm	S mm	g			€
214008041I	con dado, rondella ø 10,5-40 sp. 3 with nut, washer ø 10,5-40 thk 3	M 8	30	34	21	5	62	20*	100	**10,40**
214010041I		M 10	30	34	21	5	78	10*	100	**10,66**

(*) unità minima di vendita / minimum selling quantity

A 50 50

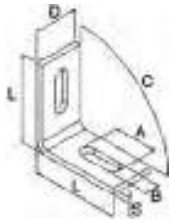

158/212

ANGOLARE PER PROFILO

- CONNECTION PLATE
- MONTAGE-WINKEL
- EQUERRE
- ESCUADRA DE MONTAJE

MATERIAL: AISI 304 - 1.4301

For fixing rails: 27/18

CODE	L mm	S mm	A mm	B mm	degrees	D mm	g		€
158212045	50	5	25	10	135º	25	78	100	**17,19**
158212090	54	5	25	10	90º	25	78	100	**17,19**

A 50 50

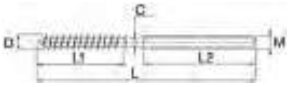

158/216

VITE FERROLEGNO

- BOLT-WOOD SCREW
- HOLZSCHRAUBE
- VIS DOUBLE FILET
- TORNILLO DOBLE ROSCA

MATERIAL: AISI 304 - 1.4301

CODE	M	L mm	L1 mm	L2 mm	C mm	D mm	g		€
158216008	M 8	100	63	23	5	8	27	100	**2,69**
158216010	M 10	120	60	45	7	10	54	100	**3,99**

A 50 50

158/219

TRONCHETTO FILETTATO

- THREADED ROD
- GEWINDESTANGE
- TIGE FILETÉE
- ESPÁRRAGO SEPARADOR

MATERIAL: AISI 304 - 1.4301

CODE	M	L mm	g		€
158219008	M 8	30	10	500	**7,72**
158219010	M 10	30	14	400	**10,25**

A 50 50

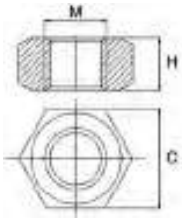

158/215

DADO ESAGONALE MEDIO

- BACK NUT
- 6-KANT GEGENMUTTER
- ÉCROU HEXAGONAL
- TUERCA HEXAGONAL

MATERIAL: AISI 304 - 1.4301

CODE	M	C mm	H mm	g		€
158215008	M 8	13	6,5	4	100	**2,26**
158215010	M 10	17	8	10	100	**2,52**

A 50 50

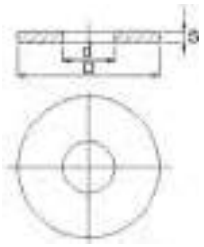

158/218

RONDELLA PIANA

- WASHER
- UNTERLEGSCHEIBE
- RONDELLE
- ARANDELA PLANA

NORM: DIN 9021
MATERIAL: AISI 304 - 1.4301

CODE	M	D mm	d mm	S mm	g		€
158218008	M 8	24	8,4	2	4	100	1,94
158218010	M 10	30	10,5	2,5	12	100	2,45

A 50 50

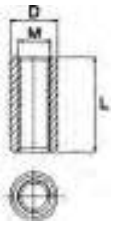

158/220

MANICOTTO DI CONGIUNZIONE

- STUD CONNECTOR
- EINSCHLAGANKER
- RACCORD DE JONCTION FF
- MANGUITO SEPARADOR

MATERIAL: AISI 304 - 1.4301

CODE	M	D mm	L mm	g		€
158220008	M 8	11	30	12	100	6,20
158220010	M 10	13	30	15	100	6,41

A 50 50



158/264

BARRA FILETTATA

- THREADED ROD
- GEWINDESTANGE
- TIGE FILETÉE
- VARILLA ROSCADA

MATERIAL: AISI 304 - 1.4301

CODE	M	L mm	g		€
158264008	M 8	1000	312	50	28,32
158264010	M 10	1000	494	25	44,55

A 50 50

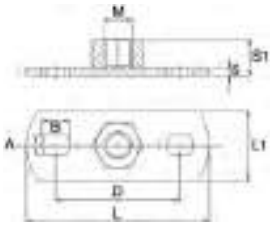

158/263

FLANGIA A MURO

- FIXING FLANGE
- WANDFLANSCHE
- BASE (POINT FIXE) DE FIXATION
- PLETINA FIJACIÓN

MATERIAL: AISI 304 - 1.4301

CODE	M	L mm	L1 mm	S mm	S1 mm	D mm	A x B mm	g		€
158263008	M 8	70	20	2	8,5	53	6,5 x 8,5	26	100	7,55
158263010	M 10	70	20	2	10	53	6,5 x 8,5	30	100	8,80

A 50 50

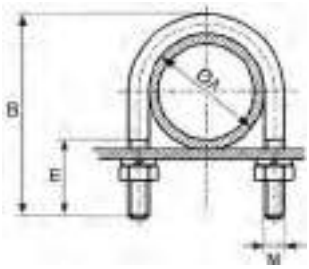

159

CAVALLOTTO PER FISSAGGIO TUBI

- U-BOLT CLAMP
- RUNDSTAHLBÜGEL
- ÉTRIER AVEC ECROUS
- ABARCON

MATERIAL: AISI 304 - 1.4301
NOTE: dado/back nut DIN 934
rondella/washer "grover"

CODE	DN inch	M	A mm	B mm	E mm	g		€
159308304	3/8"	M 6	18	50	35	25	100	4,60
159102304	1/2"	M 6	22	53	35	27	100	4,81
159304304	3/4"	M 6	28	59	35	31	100	5,29
159100304	1"	M 6	34	65	35	34	100	5,58
159114304	1"1/4	M 6	43	74	35	39	100	5,80
159112304	1"1/2	M 8	49	85	40	80	100	6,81
159200304	2"	M 8	61	99	40	94	50	11,39
159212304	2"1/2	M 8	77	113	40	109	50	13,32
159300304	3"	M 8	90	126	40	122	50	14,83
159400304	4"	M 10	115	155	40	235	25	22,40
159500304	5"	M 10	144	184	40	281	25	28,38
159600304	6"	M 10	170	210	40	323	25	32,42
159800304	8"	M 10	221	259	40	401	25	39,57
1591000304	10"	M 10	275	313	40	487	25	45,63

A 50 50

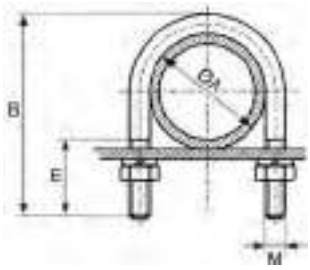

159/M

CAVALLOTTO PER FISSAGGIO TUBI

- U-BOLT CLAMP
- RUNDSTAHLBÜGEL
- ÉTRIER AVEC ECROUS
- ABARCON

MATERIAL: AISI 304 - 1.4301
NOTE: dado/back nut DIN 934
rondella/washer "grover"

CODE	D mm	M	A mm	B mm	E mm	g		€
1590038304	38	M 6	39	70	35	37	100	6,79
1590054304	54	M 8	55	97	40	91	50	11,85
1590065304	65	M 8	66	99	40	95	50	13,00
1590070304	70	M 8	71	102	40	98	50	13,38
1590084304	84	M 8	85	117	40	113	50	15,90
1590104304	104	M 10	105	149	40	224	25	26,25
1590129304	129	M 10	130	170	40	259	25	31,23
1590154304	154	M 10	155	194	40	297	25	35,11
1590204304	204	M 10	206	244	40	377	25	41,94
1590254304	254	M 10	256	294	40	456	25	50,12
1590304304	304	M 10	306	344	50	536	25	57,47
1590354304	354	M 10	356	407	50	627	25	68,91

PRATIKO® CLASSIC

Y 30 32

234/235

STAFFA PER VASO E BIDET SOSPESO

- SUPPORT FOR WC AND BIDET
- HALTERUNG FÜR WC UND BIDET
- SUPORT DE FIXATION POUR WC ET BIDET SUSPENDU
- SOPORTE WC Y BIDÉ SUSPENDIDOS

CODE	Support wheelbase	g			€
234235000	180 - 230 mm	3796	1	162	**77,27**

DIMENSIONE STRUTTURA: 265 mm base x 600 mm altezza.
STRUTTURA: montanti in profilo 32x20 sp. 2 mm da assiemare in cantiere, zanche inferiori e superiori fissate con vite/tassello.
FINITURA: montanti e traversi zincati.
ACCESSORI: completo di viti ed accessori per lo staffaggio (tubi di cacciata e scarico esclusi).
CARICO MASSIMO: 400 kg (UNI EN 997).

STRUCTURE SIZE: 265 mm width x 600 mm height.
STRUCTURE: vertical rails 32x20 2 mm thk to be assembled on site, upper and lower brackets fixed with screw / plug.
FINISHING: galvanized rails.
ACCESSORIES: complete with screws and accessories for mounting (flush and exhaust pipes excluded).
MAXIMUM LOAD: 400 kg (UNI EN 997).

Y 30 32

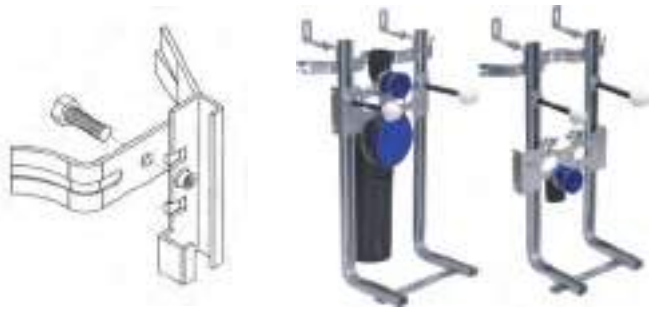

234/235 Plus

STAFFA UNIVERSALE PER VASO E BIDET SOSPESO

- UNIVERSAL SUPPORT FOR WC AND BIDET UNIVERSAL
- UNIVERSALHALTERUNG FÜR WC UND BIDET
- SUPORT DE FIXATION UNIVERSEL POUR WC ET BIDET SUSPENDU
- SOPORTE UNIVERSAL WC Y BIDÉ SUSPENDIDOS

CODE	Support wheelbase	g			€
234235001	180 - 230 mm	4362	1	160	**79,28**

DIMENSIONE STRUTTURA: 265 mm base x 560 mm altezza, piedi rinforzo L= 190 mm.
STRUTTURA: montanti in profilo 32x20 sp. 2 mm sagomati a "L" da assiemare in cantiere, zanche a murare + zanche per fissaggio con vite/tassello.
FINITURA: montanti e traversi zincati.
ACCESSORI: completo di viti ed accessori per lo staffaggio (tubi di cacciata e scarico esclusi).
CARICO MASSIMO: 400 kg (UNI EN 997).

STRUCTURE SIZE: 265 mm width x 560 mm height, "foot" reinforcement L = 190 mm.
STRUCTURE: vertical rails 32x20 2 mm thk to be assembled on site, clamps to wall brackets for mounting with screw / plug.
FINISHING: galvanized rails.
ACCESSORIES: complete with screws and accessories for mounting (flush and exhaust pipes excluded).
MAXIMUM LOAD: 400 kg (UNI EN 997).

PRATIKO® CLASSIC

Y 30 32

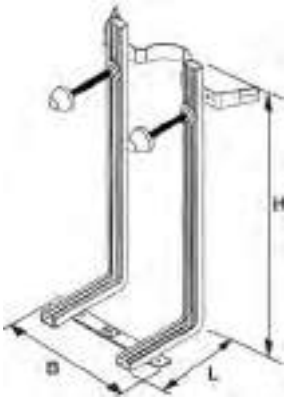

237

FISSAGGIO COMPONIBILE PER VASO E BIDET

- MODULAR WATER AND BIDET SUPPORT
- ZUSAMMENSETZBAR HALTERUNG FÜR HAENGENDES WC UND BIDET
- SUPORT COMPOSÉ POUR FIXATION WC ET BIDET SUSPENDU
- FIJADOR COMPONIBLE PARA WC Y BIDÉ SUSPENDIDOS

CODE	L mm	B mm	H mm	Support wheelbase	g			€
237000000	190	265	560	180 - 230 mm	2727	1	160	**44,87**

STRUTTURA: montanti in profilo 32x20 sp. 2 mm, sagomati a "L" da assiemare in cantiere, zanche a murare. **FINITURA:** montanti e traversi zincati.
ACCESSORI: completo di viti ed accessori per lo staffaggio. **CARICO MASSIMO:** 400 kg (UNI EN 997).

STRUCTURE: rails 32x20 2 mm thk, "L" shaped to be assembled on site, clamps for wall applications. **FINISHING:** galvanized rails.
ACCESSORIES: complete with screws and accessories for mounting. **MAXIMUM LOAD:** 400 kg (UNI EN 997).

Y 30 32

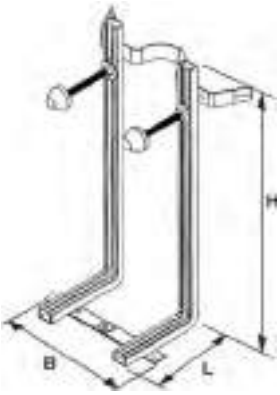

236/180

FISSAGGIO PER VASO E BIDET SOSPESO (VERSIONE BULLONATA)

- BOLTED WATER AND BIDET SUPPORT
- BEFESTIGUNGSSET FÜR WC UND BIDET
- SUPORT BOULONNÉ POUR FIXATION WC ET BIDET
- FIJADOR ATORNILLADO PARA WC Y BIDÉ SUSPENDIDOS

CODE	Description	L mm	B mm	H mm	Support wheelbase	g			€
236000180	Staffa + kit art. 120236004K Support + kit art. 120236004K	200	265	660	180 mm	2312	1	50	**48,79**

STRUTTURA: montanti in profilo 35x20 sp. 1,5 mm sagomati a "L".
FINITURA: montanti, zanche a murare e traverso in versione zincata. Struttura assiemata attraverso bullonatura.
ACCESSORI: completo di viti ed accessori per lo staffaggio. **CARICO MASSIMO:** 400 kg (UNI EN 997).

STRUCTURE: rails 35x20 1,5 mm thk, "L" shaped.
FINISHING: completely galvanized. Structure assembled through bolting.
ACCESSORIES: complete with screws and accessories for mounting. **MAXIMUM LOAD:** 400 kg (UNI EN 997).

Y 30 32

120/236-237 KIT

KIT PER ART. 237-236/180

- KIT FOR ART. 237-236/180
- SATZ FÜR ARTIKEL 237-236/180
- KIT POUR L'ART. 237-236/180
- KIT PARA ARTÍCULOS 237-236/180

CODE	Description	g			€
120236004K	Kit viteria cappucci + vitoni + slitte in nylon per art. 237000000-236000180 Kit caps + screws + nylon slides for art. 237000000-236000180	470	1	25	**18,14**

PRATIKO® STAR

Y 30 31

234/02

STAFFA DI FISSAGGIO PER BIDET SOSPESO

- BRACKET FOR HANGING BIDET
- HALTERUNG FÜR BIDET
- SUPORT DE FIXATION POUR BIDET SUSPENDU
- SOPORTE FIJADOR PARA BIDÉ SUSPENDIDO

CODE	Support wheelbase	g			€
234000002	180 - 230 mm	3418	1	72	**100,83**

DIMENSIONE STRUTTURA: 440 mm base x 405 mm altezza.
STRUTTURA: montanti e traversi in tubolare (sp. 1,5 mm) incastrati e rivettati con verniciatura finale.
FINITURA: staffe pre-montate e verniciate con polvere termoindurente poliestere.
PIEDINI: altezza regolabile 170 mm.
ACCESSORI: completo di viti ed accessori per lo staffaggio.
CARICO MASSIMO: 400 kg (UNI EN 14528).

STRUCTURE SIZE: 440 mm width x 405 mm height.
STRUCTURE: vertical and horizontal tubular (1,5 mm thk) and riveted stuck with final painting.
FINISHING: brackets pre-assembled and painted with polyester powder paint.
FOOTHOLD: adjustable height 170 mm.
ACCESSORIES: complete with screws and accessories for mounting.
MAXIMUM LOAD: 400 kg (UNI EN 14528).

Y 30 31

235/02

STAFFA DI FISSAGGIO PER VASO SOSPESO

- BRACKET FOR HANGING WATER
- UNIVERSALHALTERUNG FÜR WC
- SUPORT DE FIXATION POUR WC SUSPENDU
- SOPORTE FIJADOR PARA WC SUSPENDIDO

CODE	Support wheelbase	g			€
235000002	180 - 230 mm	2904	1	108	**81,35**

DIMENSIONE STRUTTURA: 305 mm base x 405 mm altezza.
STRUTTURA: montanti in tubolare (sp. 1,5 mm) incastrati e rivettati, traverso in lamiera (sp. 3 mm), con verniciatura finale.
FINITURA: staffe pre-montate e verniciate con polvere termoindurente poliestere.
PIEDINI: altezza regolabile 170 mm.
ACCESSORI: completo di viti ed accessori per lo staffaggio.
CARICO MASSIMO: 400 kg (UNI EN 997).

STRUCTURE SIZE: 305 mm width x 405 mm height.
STRUCTURE: vertical and horizontal tubular (1,5 mm thk) and riveted stuck, transverse plate (3 mm thk) with final painting.
FINISHING: brackets pre-assembled and painted with polyester powder paint.
FOOTHOLD: adjustable height 170 mm.
ACCESSORIES: complete with screws and accessories for mounting.
MAXIMUM LOAD: 400 kg (UNI EN 997).

PRATIKO® STAR

Y 30 31

238/04

STAFFA SLIM PER VASO SOSPESO E CASSETTA AD INCASSO

- SUPPORT FRAME FOR WATER & FLUSHING CISTERN
- SLIMLINEVORWANDMONTAGE FÜR UNTERPUTZSPÜLKASTEN
- SUPORT DE FIXATION POUR WC SUSPENDU AVEC CASSETTE
- SOPORTE FIJADOR WC SUSPENDIDO EMPOTRADO CON TANQUE

CODE	Support wheelbase	g			€
238000004	180 - 230 mm	4750	1	27	**205,09**

DIMENSIONE STRUTTURA: 580 mm base x 1255 mm altezza x 80 mm ca. spessore (misura compreso cassetta).
STRUTTURA: montanti e traversi in tubolare (sp. 1,5/2 mm) incastrati e rivettati con verniciatura finale.
FINITURA: staffe pre-montate e verniciate con polvere termoindurente poliestere.
PIEDINI: altezza regolabile 170 mm. **ACCESSORI:** completo di viti ed accessori per lo staffaggio.
CARICO MASSIMO: 400 kg (UNI EN 997).
COMPATIBILITÀ: cassette modello Viega (Mono Slim), Geberit (Unica + / Sigma 8), Valsir (Medusa), Pucci (Sara).

STRUCTURE SIZE: 580 mm width x 1255 mm height x 80 mm ca. thickness (measure including flushing cistern).
STRUCTURE: vertical and horizontal tubular (1,5 / 2 mm thk) and riveted stuck with final painting.
FINISHING: brackets pre-assembled and painted with polyester powder paint.
FOOTHOLD: adjustable height 170 mm. **ACCESSORIES:** complete with screws and accessories for mounting.
MAXIMUM LOAD: 400 kg (UNI EN 997).
COMPATIBILITY: model flushing cistern Viega (Mono Slim), Geberit (Unica + / Sigma 8), Valsir (Medusa), Pucci (Sara).

PRATIKO® KOMBI

Y 30 31

234/K

STAFFA DI FISSAGGIO PER LAVABO E BIDET SOSPESO

- SUPPORT FRAME FOR WASHBASIN AND BIDET
- BEFESTIGUNGSWINKEL FÜR WASCHBECKEN UND BIDET
- SUPORT DE FIXATION POUR LAVE-MAINS ET BIDET SUSPENDU
- SOPORTE FIJADOR PARA LAVABO Y BIDÉ SUSPENDIDO

CODE	Support wheelbase	g		€
234239002	130 - 180 - 230 - 280 mm	2946	1	**97,57**

DIMENSIONE STRUTTURA: 395 mm base x 170 mm altezza x 60 mm ca. spessore.
STRUTTURA: montanti (sp. 1,2 mm) e traversi (sp. 1,5/3 mm) in lamiera piegata e tubolare, incastrati e rivettati.
FINITURA: staffe pre-montate e verniciate con polvere termoindurente poliestere.
ACCESSORI: collari per fissaggio attacchi acqua calda/fredda e scarico in versione gomma vulcanizzata.
CARICO MASSIMO: 400 kg (UNI EN 14528).

STRUCTURE SIZE: 395 mm width x 170 mm height x 60 mm ca. thickness.
STRUCTURE: posts (thk 1,2 mm) and transoms (thk 1,5 / 3 mm) bent sheet metal and tubular, stuck and riveted. FINISHING: brackets pre-assembled and painted with polyester powder paint
ACCESSORIES: collars for hot / cold water, drain mounting attacks in vulcanized rubber version
MAXIMUM LOAD: 400 kg (UNI EN 14528).

PRATIKO® TOP

Y 30 31

234

STAFFA DI FISSAGGIO PER BIDET SOSPESO

- BRACKET FOR HANGING BIDET
- HALTERUNG FÜR HAENGENDE BIDET
- SUPORT DE FIXATION POUR BIDET SUSPENDU
- SOPORTE FIJADOR PARA BIDÉ SUSPENDIDO

CODE	Support wheelbase	g			€
234000000	180 - 230 mm	3300	1	100	**108,26**

FINITURA: staffe pre-montate, e verniciate con polvere termoindurente epossipoliestere.
DIMENSIONI: adatto per interasse 180 e 230 mm, spessore delle spalle 3 mm, spessore piastra centrale 2,5 mm.
ACCESSORI: completa di piedini regolabili, kit di fissaggio staffa e kit di fissaggio bidet.
CARICO MASSIMO: 400 kg (UNI EN 14528). **MONTAGGIO:** evitare l'utilizzo di calce in quanto corrosiva. Utilizzare solo cemento puro.
OPTIONAL: staffe di rinforzo da utilizzare nei casi in cui il muro non garantisca sufficiente solidità (art. 234235002).

FINISHING: brackets pre-assembled, painted with thermosetting epoxy powder.
SIZE: suitable for spacing 180 and 230 mm, vertical structure thickness of 3 mm, center plate thickness 2,5 mm.
ACCESSORIES: complete with adjustable feet, kit for fixing and kit for bidet mounting.
MAXIMUM LOAD: 400 kg (UNI EN 14528). **ASSEMBLY:** avoid the use of lime because it is corrosive. Use only pure cement.
OPTIONAL: reinforcing brackets to be used in cases where the wall does not ensure sufficient solidity (art. 234235002).

Y 30 31

Kit per art. 234 - Kit for art. 234

CODE	Description	g			€
120234235K	Kit fissaggio staffa / Kit fixing bracket	264	1	50	**8,41**
120234000K	Kit fissaggio bidet / Kit fixing bidet	186	1	100	**6,32**

CODICE / CODE 120234235K	KIT FISSAGGIO STAFFA KIT BRACKET INSTALLATION	Nº	g
	Tassello / Plug 10x60	4	264
	Dado / Back nut M8	8	
	Dado / Back nut M12	6	
	Rondella / Washer 36x3 Ø12	6	
	Tappo di copertura bianco White cover cap	2	
	Dado bianco con rondella White back nut with washer	2	

CODICE / CODE 120234000K	KIT FISSAGGIO BIDET KIT BIDET INSTALLATION	Nº	g
	Dado / Back nut M6	2	186
	Semi collare / Half collar Ø 8 mm	1	
	Vite /Screw M6x20	2	
	Vite /Screw M8x10	2	
	Rondella / Washer Ø 17 mm - foro/hole Ø 8 mm	2	
	Collare Ø ½" con viti Collar Ø ½" with screw	2	

PRATIKO® TOP

Y 30 31

235

STAFFA DI FISSAGGIO PER VASO SOSPESO

- BRACKET FOR HANGING WATER
- HALTERUNG FÜR HAENGENDE WC
- SUPORT DE FIXATION POUR WC SUSPENDU
- SOPORTE FIJADOR PARA WC SUSPENDIDO

CODE	Support wheelbase	g			€
235000000	180 - 230 mm	2800	1	100	**108,26**

FINITURA: staffe pre-montate, e verniciate con polvere termoindurente epossipoliestere.
DIMENSIONI: adatto per interasse 180 e 230 mm, spessore delle spalle 3 mm, spessore piastra centrale 2,5 mm.
ACCESSORI: completa di piedini regolabili, kit di fissaggio staffa e kit di fissaggio bidet.
CARICO MASSIMO: 400 kg (UNI EN 997).
MONTAGGIO: evitare l'utilizzo di calce in quanto corrosiva. Utilizzare solo cemento puro.
OPTIONAL: staffe di rinforzo da utilizzare nei casi in cui il muro non garantisca sufficiente solidità (art. 234235002).

FINISHING: brackets pre-assembled, painted with thermosetting epoxy powder.
SIZE: suitable for spacing 180 and 230 mm, vertical structure thickness of 3 mm, center plate thickness 2,5 mm.
ACCESSORIES: complete with adjustable feet, kit for fixing and kit for WC mounting.
MAXIMUM LOAD: 400 kg (UNI EN 997).
ASSEMBLY: avoid the use of lime because it is corrosive. Use only pure cement.
OPTIONAL: reinforcing brackets to be used in cases where the wall does not ensure sufficient solidity (art. 234235002).

Y 30 31

Kit per art. 235 - Kit for art. 235

CODE	Description	g			€
120235000K	Kit fissaggio vaso / Kit fixing WC	112	1	70	**4,75**
120234235K	Kit fissaggio staffa / Kit fixing bracket	264	1	50	**8,41**

CODICE / CODE	KIT FISSAGGIO STAFFA KIT BRACKET INSTALLATION	Nº	g
	Tassello / Plug 10x60	4	264
	Dado / Back nut M8	8	
	Dado / Back nut M12	6	
	Rondella / Washer 36x3 Ø12	6	
	Tappo di copertura bianco White cover cap	2	
	Dado bianco con rondella White back nut with washer	2	

CODICE / CODE	KIT FISSAGGIO VASO KIT WC INSTALLATION	Nº	g
	Dado / Back nut M6	4	112
	Cavallotto / U-bolt M6	1	
	Semi collare / Half collar Ø 8 mm	1	
	Vite /Screw M6x20	2	

PRATIKO® TOP

Y 30 31

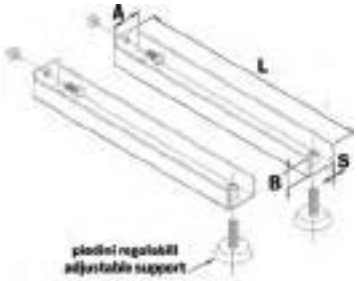

235/R

STAFFE DI RINFORZO PER ARTICOLI 234 / 235

- REINFORCEMENT PLATES FOR WATER AND BIDET SUPPORT
- VERSTÄRKUNG PLATTEN FÜR HALTERUNG WC UND BIDET
- PROFILES DE RENFORCE POUR SUPORT DE FIXATION WC ET BIDET SUSPENDU
- SOPORTES DE REFUERZO

CODE	L mm	A mm	B mm	S mm	Adjustable supports mm	g		€
234235002	350	48	30	3	M 10 x 120	1834	1 coppia	**84,19**

Coppia di staffe complete di piedini regolabili e bulloni M8x16.
Couple of brackets complete with adjustable feet and bolts M8x16.

Y 30 31

239/R

RIDUZIONE 120-100 MM

- 120-100 MM REDUCTION
- REDUKTION 120-100 MM
- RÉDUCTION 120-100 MM
- REDUCCIÓN 120-100 MM

DIMENSION: 120 mm - 100 mm

CODE	g		€
239120100	42	20	**7,84**

PRATIKO® KART

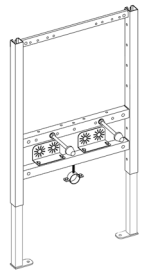

Y 30 31

234/05

SUPPORTO AUTOPORTANTE BIDET SOSPESO PER PARETI IN CARTONGESSO

- BIDET SELF-SUPPORT FOR PLASTERBOARD WALLS
- MODUL WAND-WC FÜR TROCKENBAUWAND
- SUPORT DE FIXATION POUR BIDET SUSPENDU SUR PAROI EN PLACOPLATRE
- SOPORTE EMPOTRADO AUTOPORTANTE PARA BIDET SUSPENDIDO

CODE	Support wheelbase	g			€
234000005	180 - 230 mm	8300	1	40	**213,87**

DIMENSIONE STRUTTURA: 580 mm base x 770 mm altezza. **FINITURA:** struttura in acciaio completamente zincata.
PIEDINI: altezza regolabile 430 mm ca. **CARICO MASSIMO:** 400 kg (UNI EN 14528).
Curva di scarico esclusa dalla confezione

STRUCTURE SIZE: 580 mm width x 770 mm height. **FINISHING:** steel structure completely galvanized.
FOOTHOLD: adjustable height 430 mm ca. **MAXIMUM LOAD:** 400 kg (UNI EN 14528).
Discharge curve excluded from the package

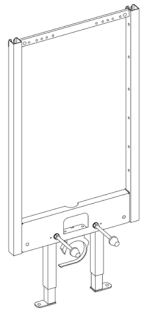

Y 30 31

235/05

SUPPORTO AUTOPORTANTE VASO SOSPESO PER PARETI IN CARTONGESSO

- WC SELF-SUPPORT FOR PLASTERBOARD WALLS
- MODUL FREIHÄNGENDES BIDET FÜR TROCKENBAUWAND
- SUPORT DE FIXATION POUR WC SUSPENDU SUR PAROI EN PLACOPLATRE
- SOPORTE EMPOTRADO AUTOPORTANTE PARA WC

CODE	Support wheelbase	g			€
235000005	180 - 230 mm	9500	1	30	**239,82**

DIMENSIONE STRUTTURA: 580 mm base x 1180 mm altezza. **FINITURA:** struttura in acciaio completamente zincata. **PIEDINI:** altezza regolabile 430 mm ca. **INGOMBRO**: con scarico Ø 90 mm, spessore totale = 90 mm. **CARICO MASSIMO:** 400 kg (UNI EN 997).
COMPATIBILITÀ: cassette modello Geberit (Unica + / Sigma 8), ITS Todini (Evolution), Valsir (Tropea 3, Tropea S), Pucci (Sara), Fais Milani, Kariba (Futura, Monolith), Oliver (Diamante), ISAR, Bampi* (incasso), Nupi *
*utilizzare spezzoni distanziatori M6x100 per fissare cassetta a telaio (non forniti di serie).
Curve di cacciata e di scarico escluse dalla confezione. Usare solamente curva di scarico ø 90 mm.

STRUCTURE SIZE: 580 mm width x 1180 mm height. **FINISHING:** steel structure completely galvanized. **FOOTHOLD:** adjustable height 430 mm ca.
DIMENSIONS: Ø 90 mm with discharge pipe, total thickness = 90 mm. **MAXIMUM LOAD:** 400 kg (UNI EN 997).
COMPATIBILITY: flushing cistern model: Geberit (Unica + / Sigma 8), ITS Todini (Evolution), Valsir (Tropea 3, Tropea S), Pucci (Sara), Fais Milani, Kariba (Futura, Monolith), Oliver (Diamante), ISAR, Bampi* (incasso), Nupi *
*Use threaded rod M6x100 to connect cassette to structure (not supplied as standard).
Curves of expulsion and discharge are excluded from the package. Use only discharge curve ø 90 mm.

PRATIKO® KART

Y 30 31

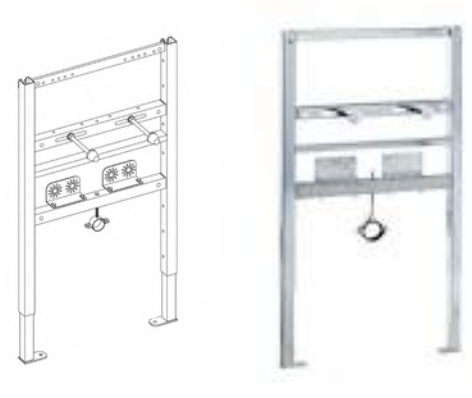

239/05

SUPPORTO AUTOPORTANTE LAVABO SOSPESO PER PARETI IN CARTONGESSO

- WASHBASIN SELF-SUPPORT FOR PLASTERBOARD WALLS
- WASCHTISCHMODUL FÜR TROCKENBAUWAND
- SUPORT DE FIXATION POUR LAVE-MAINS SUSPENDU SUR PAROI EN PLACOPLATRE
- SOPORTE EMPOTRADO AUTOPORTANTE PARA LAVABO

CODE	Support wheelbase	g			€
239000005	120 - 330 mm	8900	1	30	226,83

DIMENSIONE STRUTTURA: 580 mm base x 980 mm altezza. **FINITURA:** struttura in acciaio completamente zincata. **PIEDINI:** altezza regolabile 430 mm ca. **CARICO MASSIMO:** 150 kg (UNI EN 14688).
Curva di scarico esclusa dalla confezione

STRUCTURE SIZE: 580 mm width x 980 mm height. **FINISHING**: steel structure completely galvanized. **FOOTHOLD:** adjustable height 430 mm ca. **MAXIMUM LOAD:** 150 kg (UNI EN 14688).
Outlet elbow is excluded from the package

Y 30 31

235/001 - 235/002

SUPPORTO AUTOPORTANTE ORINATOIO / VUOTATOIO PER PARETI IN CARTONGESSO

- URINAL/SINK SELF-SUPPORT FOR PLASTERBOARD WALLS
- FLEXIBLES MODUL WASCHTISCH ODER URINAL FÜR TROCKENBAUWAND
- SUPORT DE FIXATION POUR URINOIR/LAVABO SUSPENDU SUR PAROI EN PLACOPLATRE
- SOPORTE EMPOTRADO AUTOPORTANTE PARA URINARIO/ VERTEDERO

CODE	Description	Support wheelbase	g		€
235001005	orinatoio sospeso / urinal	variabile / variable	9800	1	311,12
235002005	vuotatoio sospeso / sink	235 mm	8900	1	239,82

Cod. 235001005
DIMENSIONE STRUTTURA: 450 base x 1000 mm altezza + 430 mm ca. piedi regolabili. **FINITURA:** struttura in acciaio completamente zincata, fissaggio orinatoio su tavoletta in legno multistrato marino.
Cod. 235002005
DIMENSIONE STRUTTURA: 580 base x 1185 mm altezza + 430 mm ca. piedi regolabili. **FINITURA:** struttura in acciaio completamente zincata. **COMPATIBILITÀ:** vuotatoio modello Brenta (ceramica Dolomite)
(*) Curva di scarico esclusa dalla confezione

Cod. 235001005
STRUCTURE SIZE: 450 width x 1000 mm, height 430 mm ca. adjustable foothold. **FINISHING:** galvanized steel structure, fastening urinal tablet of wood plywood.
Cod. 235002005
STRUCTURE SIZE: 580 width x 1185 mm, height 430 mm ca. adjustable foothold. **FINISHING:** steel structure completely galvanized. **COMPATIBILITY:** slop sink model Brenta (ceramics Dolomite)
(*) Outlet elbow excluded from the package

Y 30 33

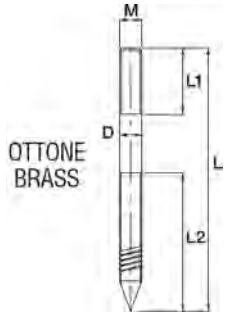

253/0

VITE DI FISSAGGIO IN OTTONE PER VASI + BIDET

- FIXING BRASS SCREWS FOR WC AND BIDET
- WC -U. BIDET BEFESTIGUNGS MESSINGSCHRAUBE
- VIS DE FIXATION EN LAITON POUR CUVETTE WC BIDET
- TORNILLOS DE FIJACIÓN EN LATON PARA WC Y BIDET

CODE	M	L mm	L1 mm	L2 mm	D mm	Plug	g			€
253600800	M 6	80	18	40	5	ø 10 x 50 (**)	75	1 kit	50 kit*	**8,76**

(*) unità minima di vendita / minimum selling quantity
Kit: 4 viti ottone M 6 x 80, 4 dadi ciechi M 6, 4 tasselli 10 x 50, 4 bussole in plastica; (**) tassello codice 252100500
Kit: 4 brass screws M6 x 80, 4 nuts M6, 4 plugs 10 x 50, 4 plastic bushes; (**) plug code 252100500

Y 30 33

253/I

VITE DI FISSAGGIO INOX PER VASI + BIDET

- FIXING INOX SCREWS FOR WC AND BIDETS
- WC - U. BIDET BEFESTIGUNGS INOX SCHRAUBEN
- VIS DE FIXATION EN INOX POUR CUVETTE WC BIDET
- TORNILLOS DE FIJACIÓN INOX PARA WC Y BIDET

CODE	M	L mm	L1 mm	L2 mm	D mm	Plug	g			€
253600801	M 6	80	18	40	5	ø 10 x 50 (**)	106	1 kit	50 kit*	**6,86**

(*) unità minima di vendita / minimum selling quantity
Kit: 4 viti inox M 6 x 80, 4 dadi ciechi M 6, 4 tasselli 10 x 50, 4 bussole in plastica; (**) tassello codice 252100500
Kit: 4 stainless steel screws M6 x 80, 4 nuts M6, 4 plugs 10 x 50, 4 plastic bushes; (**) plug code 252100500

Y 30 33

253/T

VITE DI FISSAGGIO TROPICALIZZATA PER VASI + BIDET

- FIXING TROPICALIZED SCREWS FOR WC AND BIDET
- WC - U. BIDET BEFESTIGUNGS SCHRAUBEN
- VIS DE FIXATION POUR CUVETTE WC BIDET
- TORNILLOS DE FIJACIÓN ACERO PARA WC Y BIDET

CODE	M	L mm	L1 mm	L2 mm	D mm	Plug	g			€
253600802	6	80	18	40	5	ø 10 x 50 (**)	75	1 kit	50 kit*	**6,02**

(*) unità minima di vendita / minimum selling quantity
Kit: 4 viti acciaio al carbonio tropicalizzato M 6 x 80, 4 dadi ciechi M 6, 4 tasselli 10 x 50, 4 bussole in plastica; (**) tassello codice 252100500
Kit: 4 screws carbon steel tropicalized M6 x 80, 4 nuts M6, 4 plugs 10 x 50, 4 plastic bushes; (**) Plug code 252100500

Y 30 33

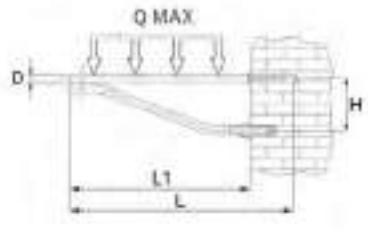

254

COPPIA DI MENSOLE PLASTIFICATE BIANCHE PER LAVABO

- WHITE PLASTIC-COATED BRACKETS FOR WASH BASIN
- WEISSE KUNTSTOFFBESCHICHTETE KONSOLEN FÜR WASCHBECKEN
- CONSOLES PLASTIFIEES BLANCHES POUR LAVABO
- MENSULAS PLASTIFICADAS BIANCAS PARA LAVAMANO

NOTE: Mensole regolabili zincate e verniciate
Adjustable bracket galvanized and painted

CODE	L mm	L1 mm	D mm	H mm	Plug	Q MAX (capacity) kg	g		€
254340000	345	250	12	100	ø 15 x 90	90	1233	15	**45,44**
254460000	465	370	12	160	ø 15 x 90	80	1690	15	**47,62**

Y 30 33

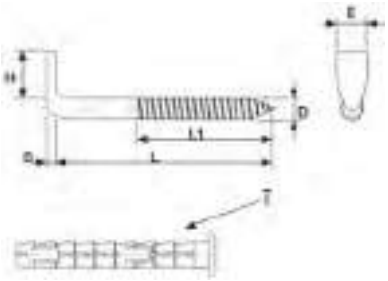

265

CODETTE FISSAGGIO SCALDABAGNO

- BOILER CLAMPING ELEMENTS
- BOILER- BEFESTIGUNGSELEMENT
- VIS DE FIXATION DE CHAUFFE EAU
- ALCAYATA FIJACIÓN CALENTADOR

CODE	L mm	L1 mm	B mm	D mm	E mm	H mm	T mm	g			€
265800700	64	40	3	8	11	18	ø 10 x 70 art.252100700	60	1 kit	100 kit*	**1,92**
265100800	74	58	4	10	14	22	ø 14 x 70 art.252140700	92	1 kit	50 kit*	**2,25**
265100100	94	58	4	10	14	22	ø 14 x 70 art.252140700	112	1 kit	50 kit*	**2,54**

(*) unità minima di vendita / minimum selling quantity
Kit: 2 codette, 2 tasselli.
Kit: 2 boiler clampings, 2 plugs.

Y 30 33

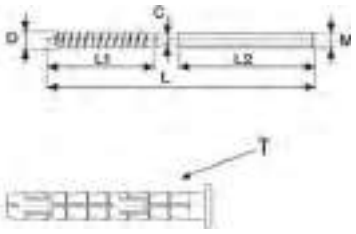

266

FISSALAVABO

- WASH-BASIN CLAMP
- WASCHTISCHBEFESTIGUNG
- VIS DE FIXATION DE LAVABO
- FIJACIÓN PARA LAVABO

CODE	M	L mm	L1 mm	L2 mm	C mm	D mm	T mm	White plastic ring mm	g			€
266800900	M 8	100	65	23	5	8	ø 10 x 70 art. 252100700	Øe=39 mm L= 17 mm	79	1 kit	50 kit*	**2,17**
266100120	M 10	120	60	45	7	10	ø 14 x 70 art. 252140700	Øe=39 mm L= 17 mm	152	1 kit	40 kit*	**2,75**
266100140	M 10	140	60	45	7	10	ø 14 x 70 art. 252140700	Øe=39 mm L= 17 mm	16	1 kit	40 kit*	**4,67**
266100180	M 10	180	60	75	7	10	ø 14 x 70 art. 252140700	Øe=39 mm L= 17 mm	208	1 kit	20 kit*	**6,41**
266100250	M 10	220	60	45	7	10	ø 14 x 70 art. 252140700	Øe=39 mm L= 17 mm	245	1 kit	20 kit*	**9,18**

(*) unità minima di vendita / minimum selling quantity
Kit: 2 viti, 2 dadi, 2 tasselli, 2 ghiere bianche in plastica sagomate.
Kit: 2 screws, 2 nuts, 2 plugs, 2 white rings in shaped plastic.

Y 30 33

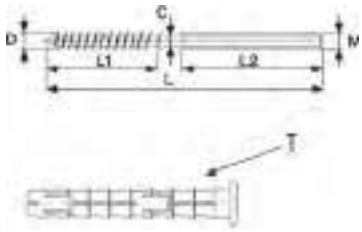

267

FISSA SANITARIO A PARETE

- WALL SANITARY CLAMP
- WAND- SANITARBEFESTIGUNG
- VIS DE FIXATION DE LAVABO ET DE CHAUFFE EAU AVEC ECROU NYLON
- FIJACIÓN PARA SANITARIO DE MURO

CODE	M	L mm	L1 mm	L2 mm	C mm	D mm	T mm	White plastic ring mm	g			€
267100120	M 10	120	45	60	7	10	ø 14 x 70 art. 252140700	Øe=39 mm L= 33 mm Ex=17 mm	131	1 kit	40 kit*	**3,99**
267100140	M 10	140	70	60	8,5	10	ø 14 x 70 art. 252140700	Øe=39 mm L= 33 mm Ex=17 mm	15	1 kit	40 kit*	**5,07**

(*) unità minima di vendita / minimum selling quantity
Kit: 2 viti, 2 tasselli, 2 ghiere filettate bianche in plastica, sagomate con l'impronta della chiave di serraggio.
Kit: 2 screws, 2 plugs, 2 threaded rings in white plastic, shaped with the imprint of the torque wrench.

Y 30 33

269/N

ELEMENTO DI FISSAGGIO ORIZZONTALE WC/BIDET IN NYLON

- NYLON WC/BIDET HORIZONTAL CLAMPING ELEMENT
- WC/BIDET BEFESTIGUNGSELEMENT AUS NYLON, HORIZONTAL
- ÉLÉMENT DE FIXATION HORIZONTAL POUR WC/BIDET EN NYLON
- ELEMENTO DE FIJACIÓN HORIZONTAL WC/BIDET EN NYLON

CODE	Plug	Screw	g			€
269500500	ø 10 x 50	ø 7 x 60	90	1 kit	40	**9,10**

NOTE

Tappi e accessori per radiatori

PLUGS AND ACCESSORIES FOR RADIATORS

STOPFEN UND HEIZKÖRPERZUBEHÖRE

BOUCHONS ET RÉDUCTIONS EN ACIER AU CARBONE POUR RADIATEURS

TAPONES Y ACCESORIOS PARA RADIADORES

G 10 11

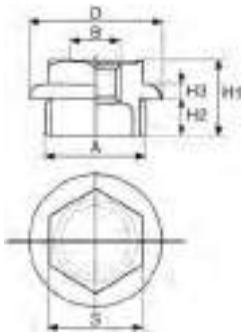

211/42

TAPPO ZINCATO SERIE 1" CON FLANGIA Ø 42

- GALVANIZED PLUG RANGE 1" WITH Ø 42 FLANGE
- VERZINKT STAHLSTOPFEN 1" MIT FLANSCH Ø 42
- BOUCHON RADIATEURS GALVANISÉ, SERIE 1" BRIDE Ø 42
- TAPÓN GALVANIZADO SERIE 1" CON BRIDA Ø 42

THREAD: ISO 228/1 (ex DIN 259)
USE: radiatori alluminio
aluminum radiators
RECOMMENDED SEAL: senza amianto
asbestos free
art. 950/A sp. 2 mm

CODE	A inch	B inch	Version	D mm	H1 mm	H2 mm	H3 mm	S mm	g			€
211100001	1"	-	dx	42	22,6	12,6	4	32	93	100	9600	2,22
211100002	1"	-	sx	42	22,6	12,6	4	32	93	100	9600	2,22
211100181	1"	1/8"	dx	42	22,6	12,6	4	32	100	100	9600	2,59
211100182	1"	1/8"	sx	42	22,6	12,6	4	32	100	100	9600	2,59
211100381	1"	3/8"	dx	42	22,6	12,6	4	32	88	100	9600	2,59
211100382	1"	3/8"	sx	42	22,6	12,6	4	32	88	100	9600	2,59
211100121	1"	1/2"	dx	42	22,6	12,6	4	32	76	100	9600	2,95
211100122	1"	1/2"	sx	42	22,6	12,6	4	32	76	100	9600	2,95
211100341	1"	3/4"	dx	42	22,6	12,6	4	32	67	100	9600	4,31
211100342	1"	3/4"	sx	42	22,6	12,6	4	32	67	100	9600	4,31

La garanzia della tenuta dei tappi vale soltanto con le guarnizioni consigliate da RM.
The guarantee of plugs seal is valid only with the recommended gasket by RM.

G 10 11

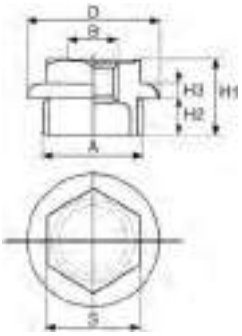

401/56

TAPPO ZINCATO SERIE 1"1/4 CON FLANGIA Ø 56

- GALVANIZED PLUG RANGE 1" 1/4 WITH Ø 56 FLANGE
- VERZINKT STAHLSTOPFEN 1" 1/4 MIT FLANSCH Ø 56
- BOUCHON RADIATEURS GALVANISÉ, SERIE 1" 1/4 BRIDE Ø 56
- TAPÓN GALVANIZADO SERIE 1" 1/4 CON BRIDA Ø 56

THREAD: ISO 228/1 (ex DIN 259)
USE: radiatori ghisa / tubolari
cast iron / tubolar radiators
RECOMMENDED SEAL: senza amianto
asbestos free
art. 950/A sp. 2 mm

CODE	A inch	B inch	Version	D mm	H1 mm	H2 mm	H3 mm	S mm	g			€
401114001	1"1/4	-	dx	56	25,5	13,6	4	40	158	50	4800	4,92
401114002	1"1/4	-	sx	56	25,5	13,6	4	40	158	50	4800	4,92
401114141	1"1/4	1/4"	dx	56	25,5	13,6	4	40	156	50	4800	5,43
401114142	1"1/4	1/4"	sx	56	25,5	13,6	4	40	156	50	4800	5,43
401114381	1"1/4	3/8"	dx	56	25,5	13,6	4	40	154	50	4800	5,43
401114382	1"1/4	3/8"	sx	56	25,5	13,6	4	40	154	50	4800	5,43
401114121	1"1/4	1/2"	dx	56	25,5	13,6	4	40	148	50	4800	5,59
401114122	1"1/4	1/2"	sx	56	25,5	13,6	4	40	148	50	4800	5,59
401114341	1"1/4	3/4"	dx	56	25,5	13,6	4	40	146	50	4800	6,26
401114342	1"1/4	3/4"	sx	56	25,5	13,6	4	40	146	50	4800	6,26
401114101	1"1/4	1"	dx	56	25,5	13,6	4	40	130	50	4800	12,80
401114102	1"1/4	1"	sx	56	25,5	13,6	4	40	130	50	4800	12,80

La garanzia della tenuta dei tappi vale soltanto con le guarnizioni consigliate da RM.
The guarantee of plugs seal is valid only with the recommended gasket by RM.

G 10 11

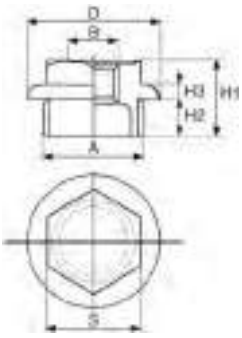

103

TAPPO VERNICIATO SU BASE ZINCATA SERIE 1" CON FLANGIA PIANA Ø 42

- GALVANIZED AND PAINTED PLUG RANGE 1" WITH PLANE FLANGE Ø 42
- VERZINKT UND LACKIERTE STAHLSTOPFEN 1" MIT GLATTFLANSCH Ø 42
- BOUCHON RADIATEURS GALVANISÉ ET VERNIS, SERIE 1" BRIDE PLATE Ø 42
- TAPÓN GALVANIZADO/PINTADO SERIE 1" CON BRIDA Ø 42 PLANA

THREAD: ISO 228/1 (ex DIN 259)
USE: radiatori alluminio / aluminum radiators
RECOMMENDED SEAL: senza amianto/asbestos free art. 950/A sp. 2 mm
COLOUR: RAL 9010

CODE	A inch	B inch	Version	D mm	H1 mm	H2 mm	H3 mm	S mm	g			€
103100001	1"	-	dx	42	22,6	12,6	4	32	103	40	7280	**2,56**
103100002	1"	-	sx	42	22,6	12,6	4	32	103	40	7280	**2,56**
103100181	1"	1/8"	dx	42	22,6	12,6	4	32	100	40	7280	**3,05**
103100182	1"	1/8"	sx	42	22,6	12,6	4	32	100	40	7280	**3,05**
103100141	1"	1/4"	dx	42	22,6	12,6	4	32	96	40	7280	**3,05**
103100142	1"	1/4"	sx	42	22,6	12,6	4	32	96	40	7280	**3,05**
103100381	1"	3/8"	dx	42	22,6	12,6	4	32	92	40	7280	**3,05**
103100382	1"	3/8"	sx	42	22,6	12,6	4	32	92	40	7280	**3,05**
103100121	1"	1/2"	dx	42	22,6	12,6	4	32	89	40	7280	**3,53**
103100122	1"	1/2"	sx	42	22,6	12,6	4	32	89	40	7280	**3,53**
103100341	1"	3/4"	dx	42	22,6	12,6	4	32	72	40	7280	**5,37**
103100342	1"	3/4"	sx	42	22,6	12,6	4	32	72	40	7280	**5,37**

La garanzia della tenuta dei tappi vale soltanto con le guarnizioni consigliate da RM.
The guarantee of plugs seal is valid only with the recommended gasket by RM.

G 10 11

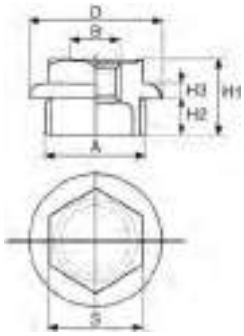

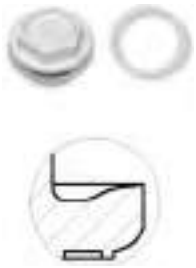

109/42

TAPPO VERNICIATO SU BASE ZINCATA SERIE 1" CON FLANGIA Ø 42

- GALVANIZED AND PAINTED PLUG RANGE 1" WITH FLANGE Ø 42
- VERZINKT UND LACKIERTE STAHLSTOPFEN 1" MIT FLANSCH Ø 42 UND DICHTUNG
- BOUCHON RADIATEURS GALVANISÉ ET VERNIS, SERIE 1" BRIDE Ø 42
- TAPÓN GALVANIZADO/PINTADO SERIE 1" CON BRIDA Ø 42

THREAD: ISO 228/1 (ex DIN 259)
USE: radiatori alluminio / aluminum radiators
GASKET: montata sotto la flangia, resistente a + 120° C mounted under the flange, resistant till +120° C
COLOUR: RAL 9010

CODE	A inch	B inch	Version	D mm	H1 mm	H2 mm	H3 mm	S mm	g			€
109100001	1"	-	dx	42	22,6	12,6	4	28	112	40	7280	**3,23**
109100002	1"	-	sx	42	22,6	12,6	4	28	112	40	7280	**3,23**
109100141	1"	1/4"	dx	42	22,6	12,6	4	28	108	40	7280	**3,56**
109100142	1"	1/4"	sx	42	22,6	12,6	4	28	108	40	7280	**3,56**
109100381	1"	3/8"	dx	42	22,6	12,6	4	28	103	40	7280	**3,56**
109100382	1"	3/8"	sx	42	22,6	12,6	4	28	103	40	7280	**3,56**
109100121	1"	1/2"	dx	42	22,6	12,6	4	28	96	40	7280	**4,31**
109100122	1"	1/2"	sx	42	22,6	12,6	4	28	96	40	7280	**4,31**
109100341	1"	3/4"	dx	42	22,6	12,6	4	32	97	40	7280	**5,94**
109100342	1"	3/4"	sx	42	22,6	12,6	4	32	97	40	7280	**5,94**

ATTENZIONE! / *ATTENTION!*

OK

NO

G 10 12

105/42-975

KIT UNIVERSALE PER RADIATORI ALLUMINIO 1" FLANGIA Ø 42 (CON VALVOLA DI SCARICO ART. 975/G)

- UNIVERSAL KIT FOR ALUMINUM RADIATORS 1" SERIES, Ø 42 FLANGE
- UNIVERSAL-KIT FÜR RADIATOREN AUS ALUMINUM 1" MIT FLANSCH Ø 42
- KIT UNIVERSEL RADIATEURS ALUMINUM, SERIE 1" BRIDE Ø 42
- KIT UNIVERSAL PARA RADIADORES ALUMINIO 1" CON BRIDA Ø 42

THREAD: ISO 228/1 (ex DIN 259)
USE: radiatori alluminio / aluminum radiators
COLOUR: RAL 9010

CODE	Measure	Description	g			€
105100308	1" x 3/8"	nº 2 rid. DX + nº 2 rid. SX con guarnizione montata nº 1 valvola art. 975/G + nº 1 tappo ottone capp. bianco da 3/8" nº 2 red. DX + nº 2 red. SX with mounted gasket nº 1 air vent art. 975/G + nº 1 plug with white cap 3/8"	369	30	2100	**19,60**
105100102V	1" x 1/2"	nº 2 rid. DX + nº 2 rid. SX con guarnizione montata nº 1 valvola art. 975/G + nº 1 tappo ottone capp. bianco da 1/2" nº 2 red. DX + nº 2 red. SX with mounted gasket nº 1 air vent art. 975/G + nº 1 plug with white cap 1/2"	360	30	2100	**19,91**

G 10 12

105/42-979

KIT UNIVERSALE PER RADIATORI ALLUMINIO 1" FLANGIA Ø 42 (CON VALVOLA DI SCARICO ART. 979)

- UNIVERSAL KIT FOR ALUMINUM RADIATORS 1" SERIES, Ø 42 FLANGE
- UNIVERSAL-KIT FÜR RADIATOREN AUS ALUMINUM 1" MIT FLANSCH Ø 42
- KIT UNIVERSEL RADIATEURS ALUMINUM, SERIE 1" BRIDE Ø 42
- KIT UNIVERSAL PARA RADIADORES ALUMINIO 1" CON BRIDA Ø 42

THREAD: ISO 228/1 (ex DIN 259)
USE: radiatori alluminio / aluminum radiators
COLOUR: RAL 9010

CODE	Measure	Description	g			€
105100308T*	1" x 3/8"	nº 2 rid. DX + nº 2 rid. SX con guarnizione montata nº 1 valvola art. 979 con chiave in nylon nº 1 tappo ottone cappuccio bianco da 3/8" nº 2 red. DX + nº 2 red. SX with mounted gasket nº 1 air vent art. 979 with nylon key nº 1 plug with white cap 3/8"	422	30	1080	**20,01**
105100102	1" x 1/2"	nº 2 rid. DX + nº 2 rid. SX con guarnizione montata nº 1 valvola art. 979 con chiave in nylon nº 1 tappo ottone cappuccio bianco da 1/2" nº 2 red. DX + nº 2 red. SX with mounted gasket nº 1 air vent art. 979 with nylon key nº 1 plug with white cap 1/2"	341	30	2100	**20,37**

(*) disponibile fino ad esaurimento scorte / available while supplies last / Lieferbar solange der Vorrat zu Verfügung steht – die Fertigung wurde eingestellt / disponible jusqu'à épuisement des stocks / disponible hasta finalizar existencias.

G 10 12

105/42-979 Z

KIT UNIVERSALE PER RADIATORI ALLUMINIO 1" FLANGIA Ø 42 ZINCATO (CON VALVOLA DI SCARICO ART. 979)

- UNIVERSAL KIT FOR ALUMINUM RADIATORS 1" SERIES - GALVANIZED, Ø 42 FLANGE
- UNIVERSAL-KIT FÜR RADIATOREN AUS ALUMINUM 1" MIT FLANSCH Ø 42 - VERZINKT
- KIT UNIVERSEL RADIATEURS ALUMINUM - GALVANISÉ, SERIE 1" BRIDE Ø 42
- KIT UNIVERSAL PARA RADIADORES ALUMINIO 1" CON BRIDA Ø 42 - GALVANIZADO

THREAD: ISO 228/1 (ex DIN 259)
USE: radiatori alluminio / aluminum radiators

CODE	Measure	Description	g			€
105100102Z	1" x 1/2"	nº 2 rid. DX + nº 2 rid. SX con guarnizione montata nº 1 valvola art. 979 con chiave in nylon nº 1 tappo ottone cappuccio bianco da 1/2" nº 2 red. DX + nº 2 red. SX with mounted gasket nº 1 air vent art. 979 with nylon key nº 1 plug with white cap 1/2"	344	30	1080	**20,20**

G 10 12

105/56

KIT UNIVERSALE RADIATORI TUBOLARI ACCIAIO 1"1/4 FLANGIA Ø 56

- UNIVERSAL KIT FOR TUBOLAR RADIATORS 1"1/4 SERIES, Ø 56 FLANGE
- UNIVERSAL-KIT FÜR RADIATOREN RÖHRENFÖRMIGE AUS STAHL 1"1/4 MIT FLANSCH Ø 56
- KIT UNIVERSEL RADIATEURS TUBULAIRE DE ACIER, SERIE 1"1/4 BRIDE Ø 56
- KIT UNIVERSAL PARA RADIADORES TUBULARES ACERO 1"1/4 BRIDA Ø 56 PINTADO

THREAD: ISO 228/1 (ex DIN 259)
USE: radiatori ghisa / tubolari - cast iron / tubolar radiators
COLOUR: RAL 9010

CODE	Measure	Description	g			€
105114308	1" 1/4 x 3/8"	nº 2 rid. DX + nº 2 rid. SX con guarnizione montata nº 1 valvola art. 975/G + nº 1 tappo ottone capp. bianco da 3/8" nº 2 red. DX + nº 2 red. SX with mounted gasket nº 1 air vent art. 975/G + nº 1 plug with white cap 3/8"	700	20	720	**43,68**
105114102	1" 1/4 x 1/2"	nº 2 rid. DX + nº 2 rid. SX con guarnizione montata nº 1 valvola art. 979 con chiave in nylon nº 1 tappo ottone cappuccio bianco da 1/2" nº 2 red. DX + nº 2 red. SX with mounted gasket nº 1 air vent art. 979 with nylon key nº 1 plug with white cap 1/2"	660	20	720	**44,72**

G 10 12

106/42

KIT UNIVERSALE PER RADIATORI ALLUMINIO 1" FLANGIA Ø 42 + MENSOLE

- UNIVERSAL KIT FOR ALUMINUM RADIATORS 1" SERIES, Ø 42 FLANGE + BRACKETS
- UNIVERSAL-KIT FÜR RADIATOREN AUS ALUMINUM 1" MIT FLANSCH Ø 42 + KONSOLEN
- KIT UNIVERSEL RADIATEURS ALUMINUM, SERIE 1" BRIDE Ø 42 + SUPPORTS
- KIT UNIVERSAL DE ALUMINIO RADIADOR 1 "BRIDA DE Ø 42 + ESTANTES

THREAD: ISO 228/1 (ex DIN 259)
USE: radiatori alluminio / aluminum radiators
COLOUR: RAL 9010

CODE	Measure	Description	g			€
10610038MS	1" x 3/8"	nº 2 rid. DX + nº 2 rid. SX con guarnizione montata nº 1 valvola art. 975/G + nº 1 tappo ottone capp. bianco da 3/8" nº 2 mensole MA schiacciate 7x170 nº 2 red. DX + nº 2 red. SX with mounted gasket nº 1 air vent art. 975/G + nº 1 plug with white cap 3/8" nº 2 pressed brackets MA 7x170	471	20	960	**29,27**
10610012MS	1" x 1/2"	nº 2 rid. DX + nº 2 rid. SX con guarnizione montata nº 1 valvola art. 979 con chiave in nylon nº 1 tappo ottone capp. bianco da 1/2" nº 2 mensole MA schiacciate 7x170 nº 2 red. DX + nº 2 red. SX with mounted gasket nº 1 air vent art. 979 with nylon key nº 1 plug with white cap 1/2" nº 2 pressed brackets MA 7x170	451	20	960	**29,74**

G 10 12

105/28

KIT UNIVERSALE ATT. 1/2"

- 1/2" UNIVERSAL KIT
- UNIVERSAL-KIT 1/2"
- KIT UNIVERSEL ATTAQUE 1/2"
- KIT UNIVERSAL 1/2"

THREAD: ISO 228/1 (ex DIN 259)

CODE	Measure	Description	g		€
105102000	1/2"	nº 1 valvola scarico 979 1/2" cod. 979102002 nº 1 tappo ottone con cappuccio bianco 1/2" cod. 104102000 nº 1 airvent plug 979 1/2" code 979102002 nº 1 cap with white cape 1/2 "code 104102000	42	50	**7,50**

G 10 11

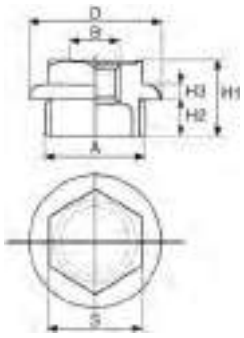

104/28

TAPPO IN OTTONE CROMATO SERIE 1/2" CON FLANGIA Ø 28 FILETTO CON TENUTA O-RING

- PLUG CHROM PLATED BRASS RANGE 1/2" WITH FLANGE Ø 28
- MESSINGSTOPFEN 1/2" MIT FLANSCH Ø 28 UND O-RING
- BOUCHON EN LAITON CHROMÉ,SERIE 1/2"AVEC BRIDE Ø 28 ET FILETAGE À ÉTANCHÉITÉ PAR JOINT OR
- TAPÓN EN LATÓN CROMADO SERIE 1/2" CON BRIDA Ø 28 ROSCADA Y JUNTA

THREAD: ISO 228/1 (ex DIN 259)

CODE	A inch	B inch	Version	D mm	H1 mm	H2 mm	H3 mm	S mm	g		€
104102001	1/2"	-	dx	24	13	7	2	22	22	200	**3,40**
104102181	1/2"	1/8"	dx	24	13	7	2	22	24	200	**3,40**
104102141	1/2"	1/4"	dx	24	13	7	2	22	22	200	**3,40**
104102381	1/2"	3/8"	dx	24	13	7	2	22	16	200	**3,40**

G 10 11

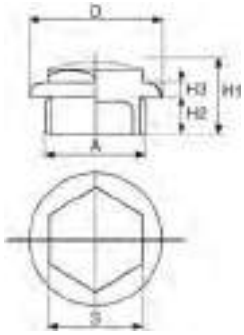

104/B

TAPPO IN OTTONE CROMATO CAPPUCCIO BIANCO CON TENUTA O-RING

- CHROMIUM-PLATE BRASS PLUG WITH WHITE CAP
- VERCHROMTE MESSINGSTOPFEN MIT WEISSE DECKEL
- BOUCHON EN LAITON CHROMÉ AVEC CAPUCHON BLANC
- TAPÓN EN LATÓN CROMADO CON CAPUCHA BLANCA

THREAD: ISO 228/1 (ex DIN 259)
O-RING: NBR nero - black - Schwarz - noir - negro

CODE	A inch	Version	D mm	H1 mm	H2 mm	H3 mm	S mm	g			€
104102000	1/2"	dx	24	16,5	7	2	22	15	50	100*	**2,31**

(*) unità minima di vendita / minimum selling quantity

G 10 11

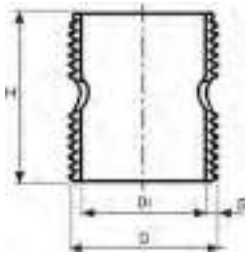

958

NIPPLO IN ACCIAIO PER RADIATORI

- CARBON STEEL NIPPLE FOR RADIATORS
- GEWINDENIPPELN FÜR RADIATOREN
- MAMELON POUR RADIATORS
- CASQUILLO EN ACERO PARA RADIADORES

THREAD: ISO 228/1 (ex DIN 259)

CODE	D inch	Di mm	S mm	H mm	g		€
958100000	1"	25	4	25	52	250	**1,87**
958114000	1"1/4	33	4	27	80	150	**2,12**

G 10 15

101

CHIAVE IN NYLON PER TAPPI E RIDUZIONI VERNICIATE

- NYLON KEY FOR PLUGS AND REDUCTIONS
- SCHLÜSSEL AUS NYLON FÜR LACKIERTE STAHLSTOPFEN UND REDUZIERTSTUECKE
- CLÉ À BOUCHONS ET RÉDUCTIONS VERNIS EN NYLON
- LLAVE EN NYLON PARA TAPÓNES Y REDUCCIONES PINTADAS

CODE	Description	g		€
101000001	impronte esagonali / hexagonal imprints ø 1/2" - 1" - 1" 1/4	134	50	**23,47**

G 10 14

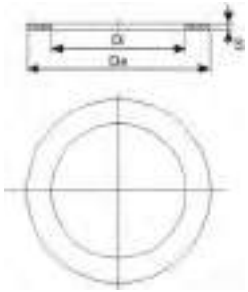

950/A

GUARNIZIONE SENZA AMIANTO

- ASBESTOS FREE GASKET
- DICHTUNG OHNE ASBEST
- JOINT SANS AMIANTE
- JUNTA SIN AMIANTO

MATERIAL: Fasit® 202 - Doniflex® G-MD

CODE	D inch/mm	De mm	Di mm	S mm	Version	g		€
950102001	1/2" - 28	28	20	2	Fasit® 202	1	100	**0,56**
950304001	3/4" - 34	34	27	2	Fasit® 202	1	100	**0,67**
950111003	1" - 42	42	33	1	Doniflex® G-MD	2	100	**0,64**
950111001	1" - 42	42	33	2	Fasit® 202	2	100	**0,67**
950100001*	1" - 48	48	33	2	Fasit® 202	2	100	**0,76**
950114003	1"1/4 - 56	56	42	1	Doniflex® G-MD	2	100	**0,98**
950114001	1"1/4 - 56	56	42	2	Fasit® 202	2	100	**1,20**

(*) disponibile fino ad esaurimento scorte / available while supplies last / Lieferbar solange der Vorrat zu Verfügung steht – die Fertigung wurde eingestellt / disponible jusqu'à épuisement des stocks / disponible hasta finalizar existencias.
Fasit® 202: Fibre di cellulosa, NBR
IMPIEGHI: Acqua calda e fredda, olii vegetali ed animali, carburanti (no gas)
LIMITI DI TEMPERATURA ORIENTATIVI: Temperatura massima per brevi esposizioni 180° C - Temperatura massima di esercizio continuo per fluidi non aggressivi 150° C - Temperatura massima di esercizio continuo con vapore 120° C
Doniflex® G-MD: fibre aramidiche, grafite naturale, riempitivo inorganico, legante NBR.
IMPIEGHI: è particolarmente adatto per vapore ed acqua calda nonché per caldaie e radiatori.
LIMITI DI TEMPERATURA ORIENTATIVI: Temperatura di esercizio MAX 250° C

Fasit® 202: cellulose fibers, NBR
USES: Hot and cold water, vegetable and animal oils, fuels (no gas)
GUIDELINE TEMPERATURE LIMITS: Maximum temperature for short exposure 180° C - Maximum operating temperature for continuous non-aggressive fluids 150° C - Maximum temperature for continuous operation with steam 120 °C
Doniflex® G-MD: aramid fibres, natural graphite, inorganic fillers, NBR binder.
USES: It is particularly suitable for steam and hotwater supplies as well as for boilers or radiators.
GUIDELINE TEMPERATURE LIMITS: Operating temperature 250° C MAX

G 10 14

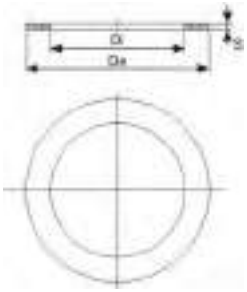

950/C

GUARNIZIONE IN CARTONCINO

- THIN CARD
- STEIFPAPIER
- CARTON
- CARTULINA

MATERIAL: lastra di cartoncino / cardboard sheet

CODE	D inch/mm	De mm	Di mm	S mm	g		€
950111002	1" - 42	42	33	0,5	4	200	**0,25**
950114002	1"1/4 - 56	56	42	0,5	1	200	**0,27**

G 10 14

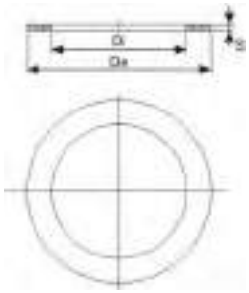

951

GUARNIZIONE ESENTE AMIANTO PER RACCORDI SANITARI

- ASBESTOS FREE GASKET FOR FITTINGS
- DICHTUNG OHNE ASBEST FÜR SANITAER FITTINGE
- JOINT SANS AMIANTE POUR RACCORDS SANITAIRS
- JUNTA EXENTAS DE AMIANTO PARA ACCESORIOS SANITARIOS

MATERIAL: Fasit® 202

CODE	D inch	De mm	Di mm	S mm	g		€
951308000	3/8"	14,8	9	2	1	1000	**0,23**
951102000	1/2"	18,5	11	2	1	1000	**0,25**
951304000	3/4"	24	16	2	1	1000	**0,25**
951100000	1"	30	21	2	1	1000	**0,27**
951114000	1"1/4	39	30	2	1	100	**0,32**
951112000	1"1/2	44,5	36	2	2	100	**0,42**
951200000	2"	56	43,5	2	2	100	**0,96**

Fasit® 202: Fibre di cellulosa, NBR
IMPIEGHI: Acqua calda e fredda, olii vegetali ed animali, carburanti (no gas)
LIMITI DI TEMPERATURA ORIENTATIVI: Temperatura massima per brevi esposizioni 180° C – Temperatura massima di esercizio continuo per fluidi non aggressivi 150° C – Temperatura massima di esercizio continuo con vapore 120° C

Fasit® 202: cellulose fibers, NBR
USES: Hot and cold water, vegetable and animal oils, fuels (no gas)
GUIDELINE TEMPERATURE LIMITS: Maximum temperature for short exposure 180° C – Maximum operating temperature for continuous non-aggressive fluids 150° C – Maximum temperature for continuous operation with steam 120° C

G 10 14

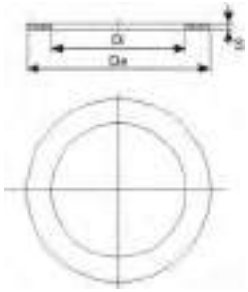

952

GUARNIZIONE IN GOMMA PER RACCORDI SANITARI

- RUBBER GASKET FOR FITTINGS
- DICHTUNG AUS GUMMI FÜR SANITAER FITTINGE
- JOINT EN CAOUTCHOUC POUR RACCORDS SANITAIRS
- JUNTA EN GOMA PARA ACCESORIOS SANITARIOS

CODE	D inch	De mm	Di mm	S mm	Material	g		€
952308000	3/8"	14,5	10	2	EPDM 80 Shore	1	100	**0,25**
952102000	1/2"	18	12	2		1	100	**0,25**
952304000	3/4"	24	16	2		1	100	**0,25**
952100000	1"	30	24	2	SBR 70 Shore	1	100	**0,29**
952114000	1"1/4	38	30	2		1	100	**0,37**
952112000	1"1/2	44	36	2		2	100	**0,45**
952200000	2"	56	44	2		2	100	**1,02**

G 10 15

226

TAPPO ROSSO, BLU PER PROVA IMPIANTO

- RED, BLU PLUG FOR PLANT HYDRAULIC TEST
- ROTE, BLAUE STOPFEN FÜR ANLAGEPROBEN
- CAPUCHON ROUGE , BLEU POUR TEST INSTALLATION
- TAPON ROJO, AZUL PARA PRUEBA DE INSTALACION

NOTE: avvitare a mano / tighten with hand

CODE	DN inch	Description	g			€
22600000R	1/2"	tappo rosso / red plug	18	100*	10	**1,51**
22600000B	1/2"	tappo blu / blue plug	18	100*	10	**1,51**

(*) unità minima di vendita / minimum selling quantity

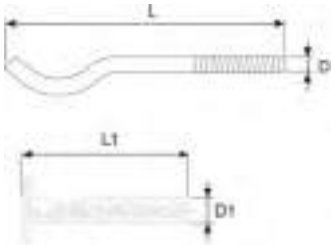

G 10 13

942 M 2-4 Z

MENSOLE ZINCATE PER RADIATORI 2-4 COLONNE

- GALVANIZED ANCHOR BRACKETS FOR 2-4 COLUMNS RADIATORS
- VERZINKTE KONSOLEN FÜR RADIATOREN 2-4 KOLONNE
- SUPPORTS GALVANISÉS POUR RADIATEURS 2 - 4 COLONNES
- ESTANTES GALVANIZADOS PARA RADIADORES 2-4 COLUMNAS

CODE	L mm	D mm	L1 mm	D1 mm	g			€
942240000	205	10,7	86	15	326	40 coppie / pairs	1440 coppie / pairs	**6,89**

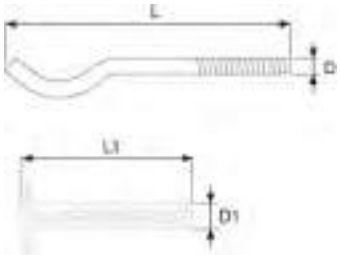

G 10 13

942 M 4-6 Z

MENSOLE ZINCATE PER RADIATORI 4-6 COLONNE

- GALVANIZED ANCHOR BRACKETS FOR 4-6 COLUMNS RADIATORS
- VERZINKTE KONSOLEN FÜR RADIATOREN 4-6 KOLONNE
- SUPPORTS GALVANISÉS POUR RADIATEURS 4-6 COLONNES
- ESTANTES GALVANIZADOS PARA RADIADORES 4-6 COLUMNAS

CODE	L mm	D mm	L1 mm	D1 mm	g			€
942460000	245	10,7	86	15	386	40 coppie / pairs	1440 coppie / pairs	**8,20**

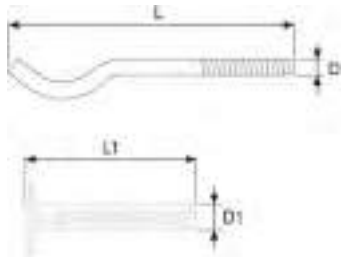

G 10 13

942 MA Z

MENSOLE ZINCATE PER RADIATORI ALLUMINIO

- GALVANIZED BRACKETS FOR ALUMINIUM RADIATORS
- VERZINKTE KONSOLEN FÜR RADIATOREN AUS ALUNIMUN
- SUPPORTS GALVANISÉS POUR RADIATEURS EN ALUMINIUM
- ESTANTES GALVANIZADOS PARA RADIADORES DE ALUMINIO

CODE	L mm	D mm	L1 mm	D1 mm	g			€
942195000	170	8,8	83	12	115	80 coppie / pairs	2880 coppie / pairs	**4,61**

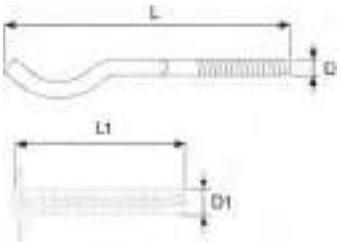

G 10 13

942 MA/S Z

MENSOLE ZINCATE SCHIACCIATE PER RADIATORI ALLUMINIO

- GALVANIZED PRESSED BRACKETS FOR ALUMINIUM RADIATORS
- VERZINKTE GLATTE KONSOLEN FÜR RADIATOREN AUS ALUMINUM
- SUPPORTS GALVANISÉS APLATIS POUR RADIATEURS EN ALUMINIUM
- ESTANTES GALVANIZADOS "APLASTADOS" PARA RADIADORES ALUMINIO

CODE	L mm	D mm	L1 mm	D1 mm	g			€
942195005	170	7	75	10	118	80 coppie / pairs	2880 coppie / pairs	**4,70**
942195001	170	8,8	83	12	175	80 coppie / pairs	2880 coppie / pairs	**5,03**
942245001	245	8,8	83	12	244	40 coppie / pairs	1440 coppie / pairs	**6,37**

G 10 13

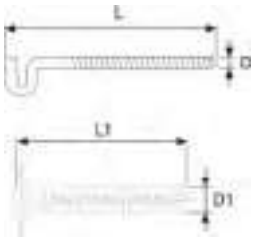

942 MU Z

MENSOLE ZINCATE PER RADIATORI LAMELLARI E CALDAIE MURALI

- GALVANIZED BRACKETS FOR STEEL PLATES AND WATER HEATERS
- VERZINKTE KONSOLEN FÜR RADIATOREN UND KESSEL
- SUPPORTS GALVANISÉS POUR RADIATEURS LAMELLAIRES ET CHAUDIÈRES MURALES
- ESTANTES GALVANIZADOS PARA RADIADORES LAMINADOS Y CALDERAS A MURO

CODE	L mm	D mm	L1 mm	D1 mm	g		€
942130000	130	7	75	10	107	100 coppie / pairs	**7,22**

G 10 13

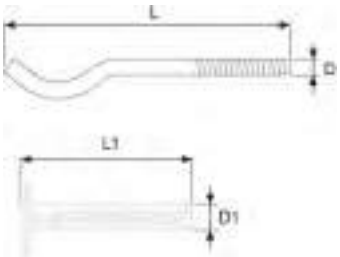

942 M 2-4 V

MENSOLE VENICIATE PER RADIATORI 2-4 COLONNE

- GALVANIZED & PAINTED ANCHOR BRACKETS FOR 2-4 COLUMNS RADIATORS
- VERZINKTE UND LACKIERTE KONSOLEN FÜR RADIATOREN 2-4 KOLONNE
- SUPPORTS GALVANISÉS/VERNIS POUR RADIATEURS 2-4 COLONNES
- ESTANTES GALVANIZADOS/PINTADOS PARA RADIADORES 2-4 COLUMNAS

CODE	L mm	D mm	L1 mm	D1 mm	g			€
942240001	205	10,7	86	15	326	40 coppie / pairs	1440 coppie / pairs	**8,32**

G 10 13

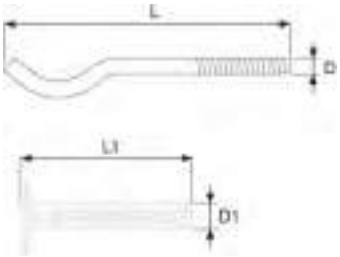

942 M 4-6 V

MENSOLE VENICIATE PER RADIATORI 4-6 COLONNE

- GALVANIZED & PAINTED ANCHOR BRACKETS FOR 4-6 COLUMNS RADIATORS
- VERZINKTE UND LACKIERTE KONSOLE FÜR RADIATOREN 4-6 KOLONNE
- SUPPORTS GALVANISÉS/VERNIS POUR RADIATEURS 4-6 COLONNES
- ESTANTES GALVANIZADOS/PINTADOS PARA RADIADORES 4-6 COLUMNAS

CODE	L mm	D mm	L1 mm	D1 mm	g			€
942460001	245	10,7	86	15	386	40 coppie / pairs	1440 coppie / pairs	**9,43**

G 10 13

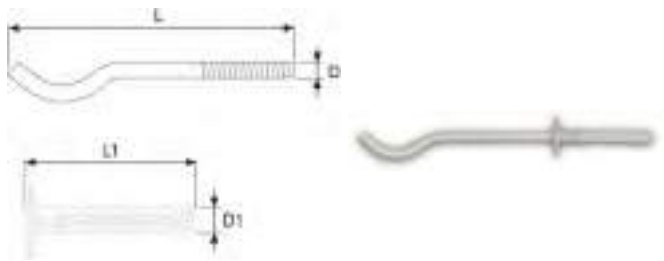

942 MA V

MENSOLE VERNICIATE PER RADIATORI ALLUMINIO

- GALVANISED & PAINTED BRACKETS FOR ALUMINIUM RADIATORS
- VERZINKTE UND LACKIERTE KONSOLEN FÜR RADIATOREN AUS ALUNIMUN
- SUPPORTS GALVANISÉS / VERNIS POUR RADIATEURS EN ALUMINIUM
- ESTANTES GALVANIZADOS/PINTADOS PARA RADIADORES ALUMINIO

CODE	L mm	D mm	L1 mm	D1 mm	g			€
942195006	170	7	75	10	120	80 coppie / pairs	2880 coppie / pairs	5,94
942195002	170	8,8	83	12	174	80 coppie / pairs	2880 coppie / pairs	6,14

G 10 13

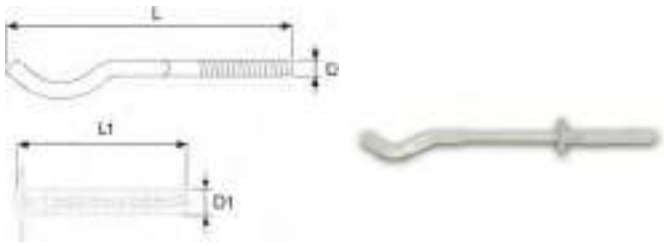

942 MA/S V

MENSOLE VERNICIATE SCHIACCIATE PER RADIATORI ALLUMINIO

- GALVANISED & PAINTED PRESSED BRACKETS FOR ALUMINIUM RADIATORS
- VERZINKTE UND LACKIERTE GLATTE KONSOLEN FÜR RADIATOREN AUS ALUMINUM
- SUPPORTS GALVANISÉS / VERNIS APLATIS POUR RADIATEURS EN ALUMINIUM
- ESTANTES GALVANIZADOS/PINTADOS "APLASTADOS" PARA RADIADORES ALUMINIO

CODE	L mm	D mm	L1 mm	D1 mm	g			€
942195007	170	7	75	10	118	80 coppie / pairs	2880 coppie / pairs	5,80
942195003	170	8,8	83	12	175	80 coppie / pairs	2880 coppie / pairs	6,22
942220003	220	8,8	83	12	212	40 coppie / pairs	1440 coppie / pairs	7,63
942245003	245	8,8	83	12	244	40 coppie / pairs	1440 coppie / pairs	7,94

G 10 13

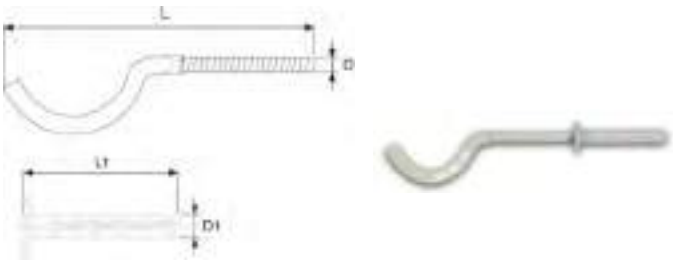

942 M V

MENSOLE VERNICIATE SCHIACCIATE PER RADIATORI TUBOLARI

- GALVANISED & PAINTED BRACKETS FOR TUBOLAR RADIATORS
- VERZINKTE UND LACKIERTE KONSOLEN FÜR RADIATOREN RÖHRENFÖRMIGE
- SUPPORTS GALVANISÉS / VERNIS POUR RADIATEURS TUBOLAIRES
- ESTANTES GALVANIZADOS/PINTADOS PARA RADIADORES TUBULARES

CODE	L mm	D mm	L1 mm	D1 mm	g		€
942175881	185	8,8	83	12	208	40 coppie / pairs	7,65
942205881	205	8,8	83	12	226	40 coppie / pairs	7,99
942245881	250	8,8	83	12	270	40 coppie / pairs	9,43

G 10 15

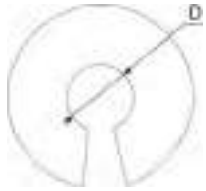

225

ROSETTA IN PVC COLOR BIANCO

- FRONT COVER IN WHITE PVC
- WEISSE DECKUNG AUS PVC
- RONDELLE EN PVC COLEUR BLANC
- FLORON EMBELLECEDOR EN PVC COLOR BLANCO

CODE	D mm	g			€
225000010	10	6	25	400*	0,65
225000012	12	6	25	400*	0,65
225000014	14	6	25	400*	0,65
225000015	15	6	25	400*	0,65
225000016	16	6	25	400*	0,65
225000018	18 - 3/8"	6	25	400*	0,68
225000022	22 - 1/2"	6	25	400*	0,68
225000026	28 - 3/4"	6	25	400*	0,87

(*) unità minima di vendita / minimum selling quantity

G 10 15

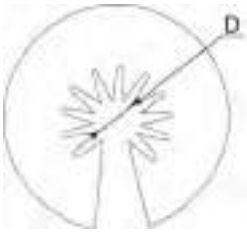

225 bis

ROSETTA IN PVC BIANCO UNIVERSALE PER TUBI RAME

- UNIVERSAL FRONT COVER IN WHITE PVC FOR COPPER PIPES
- UNIVERSALE WEISSE DECKUNG AUS PVC FÜR KUPFERROHREN
- RONDELLE UNIVERSELLE EN PVC BLANC POUR TUBES CUIVRE
- FLORON EMBELLECEDOR UNIVERSAL PVC BLANCO PARA TUBOS DE COBRE

CODE	D mm	g			€
225000100	Ø 10 ÷ 22 mm	6	25	400*	0,64

(*) unità minima di vendita / minimum selling quantity

G 10 15

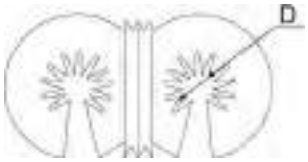

225 ter

ROSETTA DOPPIA IN PVC BIANCO UNIVERSALE PER TUBI RAME

- DOUBLE FRONT COVER IN WHITE PVC FOR COPPER PIPES
- UNIVERSALE DOPPELTE WEISSE DECKUNG AUS PVC FÜR KUPFERROHREN
- DOUBLE RONDELLE UNIVERSELLE EN PVC BLANC POUR TUBES CUIVRE
- FLORON EMBELLECEDOR UNIVERSAL DOBLE PVC BLANCO PARA TUBOS DE COBRE

CODE	D mm	g			€
225000200	Ø 10 ÷ 22 mm	8	50	200*	3,00

(*) unità minima di vendita / minimum selling quantity

G 20 20



973

VALVOLA AUTOMATICA SFOGO D'ARIA BESSER

- AUTOMATIC AIRVENT BESSER
- SCHNELLENTLÜFTER BESSER
- PURGEUR AUTOMATIQUE BESSER
- PURGADOR AUTOMÁTICO BESSER

THREAD: ISO 228/1 (ex DIN 259)

CODE	D inch	A mm	B mm	C mm	g				€
973308000	3/8"	70	9	46	156	24	96	3840	**20,79**
973102000	1/2"	70	9	46	167	24	96	3840	**20,79**

G 20 20

973/O-Ring + 971

VALVOLA AUT. SFOGO D'ARIA BESSER CON VALVOLA D'INTERCETTAZIONE

- AUTOMATIC AIRVENT BESSER WITH SHUT-OFF VALVE
- SCHNELLENTLÜFTER BESSER MIT ABSPERRVENTIL
- PURGEUR AUTOMATIQUE BESSER AVEC VANNE D'ARRÊT
- PURGADOR AUTOMÁTICO BESSER CON VÁLVULA DE RETENCION

THREAD: ISO 228/1 (ex DIN 259)
NOTE: (*) O-Ring NBR

CODE	D inch	A mm	B mm	C mm	g				€
973308001	3/8"	70	7,5	46	175	24	96	3840	**30,78**

G 20 20

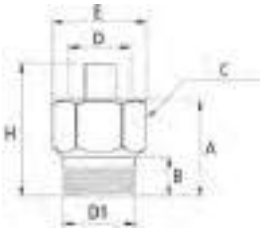

971

VALVOLA D'INTERCETTAZIONE PER ART. 973

- SHUT-OFF VALVE FOR 973 ARTICLE
- ABSPERVENTIL FÜR ARTIKEL 973
- VANNE D'ARRET POUR ART. 973
- VÁLVULA DE RETENCIÓN PARA ART. 973

THREAD: ISO 228/1 (ex DIN 259)

CODE	D (F) inch	D1 (M) inch	A mm	B mm	C mm	E mm	H mm	g			€
971308000	3/8"	3/8"	22,5	9	19	22	32,5	19	10	250	**9,12**
971102000	1/2"	1/2"	25	9	23	26	35	29	10	250	**9,12**

FOCUS ON

973 - VALVOLE AUTOMATICHE SFOGO ARIA "BESSER"

CARATTERISTICHE IDRAULICHE

Le valvole sfiato aria Besser sono valvole a singolo galleggiante automatiche, che svolgono principalmente due funzioni:

- l'evacuazione di un consistente flusso di aria da una tubazione (es. durante il caricamento/pressurizzazione dell'impianto)
- il degasaggio (lo scarico dell'aria intrappolata nella tubazione o che si viene a formare durante l'esercizio).

Come indicato nella norma EN 14868, la presenza di ossigeno negli impianti di riscaldamento può provocare processi corrosivi anodici, rumorosità localizzate, sacche d'aria, ostruzioni, fenomeni di cavitazione nelle pompe, etc. che possono compromettere in modo rilevante l'integrità ed il rendimento dell'impianto. Le valvole sfogo aria Besser vengono installate in posizione verticale:

- sul separatore;
- alla sommità delle colonne montanti degli impianti di riscaldamento a vaso chiuso;
- in tutti i punti in cui è possibile l'accumulo di aria.

CURVA DI FUNZIONAMENTO VALVOLA BESSER

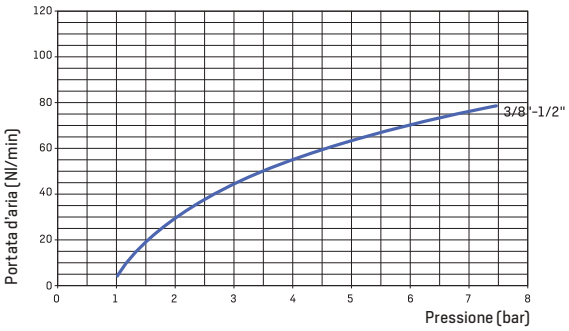

Per consentire lo sfogo dell'aria, svitare il cappuccio di protezione di almeno due giri. Si consiglia di non togliere il cappuccio di protezione onde evitare penetrazioni di impurità nell'apparecchio.
Assicurarsi che tutti i raccordi siano a tenuta idraulica.

CARATTERISTICHE TECNICHE	
Pressioni	massima ammissibile (PN) 10 bar
	minima pressione di tenuta 0,2 bar (grado A rif. EN 12266-1)
	campo di impiego funzione evacuazione aria 0,5 ÷ 7 bar (variazione ± 10% valore max. rilevato)
Temperature	massima ammissibile di esercizio (TS) 0ºC (escluso gelo) ÷ +110 ºC
Fluidi compatibili	fluido termovettore conforme a UNI 8065 soluzioni glicole 50%
Filettature	ISO 228/1 (ex DIN 259)
Prove e collaudi	EN 1074-4

973 - MATERIALI VALVOLA BESSER	
Corpo	ottone pressofuso EN 1982 – CB754S
Tappo	ottone EN 12165 – CW617N
Sede di tenuta	ottone EN 12164 – CW614N
Meccanismi interni	resina acetalica POM
Guarnizione sede + O-Ring*	gomma NBR
Galleggiante	polipropilene PP ad alta resistenza
Molla	acciaio inox EN 10088 – 1.4310 (AISI 302)

* Solo per articolo cod. 973308001

971 - RUBINETTO INTERCETTAZIONE PER VALVOLA SFOGO D'ARIA

CARATTERISTICHE IDRAULICHE

Il rubinetto di intercettazione favorisce le operazioni di sostituzione e verifica delle valvole sfogo aria, bloccando il flusso di acqua a valvola disinserita. Quando è utilizzato in combinazione con valvole sfogo d'aria su sistemi di distribuzione acqua potabile, soddisfano i requisiti della norma EN 1074-2.

CARATTERISTICHE TECNICHE / MATERIALI	
Pressioni	massima ammissibile (PN) 10 bar
Temperature	massima ammissibile di esercizio (TS) 0ºC (escluso gelo) ÷ +110 ºC
Fluidi compatibili	fluido termovettore conforme a UNI 8065 soluzioni glicole 50%
Filettature	ISO 228/1 (ex DIN 259)
Prove e collaudi	P12-EN 12266-1 (grado A)
Corpo	ottone EN 12164 – CW614N
Valvolina separatrice	resina acetalica POM
Molla	acciaio inox EN 10088-1.4310 (AISI 302)

FOCUS ON

973 - AUTOMATIC AIRVENT "BESSER"

HYDRAULIC FEATURES

The automatic air vent Besser has a single automatic float that carries out two main functions:

- the evacuation of a consistent air flow through a pipeline (e.g. during loading/pressurization of the plant)
- degassing, which discharges air trapped or formed during operation in the pipeline.

As in European Standard EN 14868, the presence of oxygen in heating systems can provoke anodic corrosion, noise, air pockets, obstructions, cavitation in the circulation pumps, etc. that may significantly compromise the performance and integrity of the systems.
The automatic airvent Besser are installed in the vertical position:

- on the air separator;
- in the top of the installation of heating close systems;
- in all the points which it is possible the accumulation of air.

GRAPHIC FOR BESSER AIRVENT FUNCTIONING

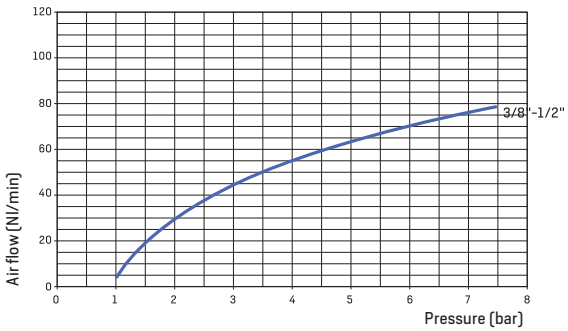

To allow the air evacuation, unscrew the protective cap of at least two turns. We recommend that you don't remove the protective cap to avoid penetration of impurities into the unit.
Check that all pipes connections are watertight.

TECHNICAL FEATURES	
Pressure	maximum allowable working pressure (PN) 10 bar
	minimum accumulation 0.2 bar (grade A according to EN 12266-1)
	range of operation air evacuation 0.5 ÷ 7 bar (tolerance ± 10% max. detected)
Temperature	maximum working temperature (TS) 0°C (excluding ice) ÷ +110°C
Compatible fluids	heat transfer fluids in compliance with Italian standard UNI 8065 glycolate solutions (glycol) 50%
Threading	ISO 228/1 (ex DIN 259)
Requirements and tests	EN 1074-4

973 - BESSER AUTOMATIC AIRVENT DESIGN	
Body	cast brass EN 1982 – CB754S
Plug	brass EN 12165 – CW617N
Seat	brass EN 12164 – CW614N
Internal mechanisms	acetal resin (POM)
Seat gaskets + O-Ring*	NBR rubber
Float	highly resistant polypropilene PP
Spring	stainless steel EN 10088 – 14310 (AISI 302)

* Only for article cod. 973308001

971 - SHUT OFF VALVES FOR AUTOMATIC AIR VENTS

HYDRAULIC FEATURES

The shut-off valve is useful for tasks of substitution or inspection of air vents, blocking the flow to the disconnected valve. When used in conjunction with an air vent in distribution systems for drinkable water, this product meets the standards stipulated in EN 1074-2.

TECHNICAL FEATURES / DESIGN	
Pressure	maximum allowable working pressure (PN) 10 bar
Temperature	maximum working temperature (TS) 0°C (excluding ice) ÷ + 110°C
Compatible fluids	Heat transfer fluids in compliance with Italian standard UNI 8065 glycolate solutions (glycol) 50%
Threading	ISO 228/1 (ex DIN 259)
Requirements and tests	P12 - EN 12266-1 (grade A)
Body	brass EN 12164 – CW614N
Separating valve	acetal resin (POM)
Spring	stainless steel EN 10088 – 14310 (AISI 302)

FOCUS ON

973 - SCHNELLENTLÜFTER "BESSER"

HYDRAULISCHE EIGENSCHAFTEN

Die Besser Schnellentlüfter sind automatische Entlüfter mit Einzel Schwimmer welche zwei Hauptfunktionen erfüllen:

- die Entlüftung von Luft aus einer Leitung (z.B. wäh - rend des befüllen oder die Druckbeaufschlagung der Anlage)
- die Entgasung, (die Abscheidung der Luft innerhalb der Leitung)

Wie in der EN 14868 Norm beschrieben, kann die Anwesenheit von Sauerstoff innerhalb von Heizungsleitungen zu Korrosion Phänomene, lokalisierten Geräusche, Lufteinschlüsse, Verstopfungen, Kavitation in den Umwälzpumpen, usw. führen. Diese können die Funktionsfähigkeit der Anlage negativ beeinflussen. Die „Besser" Schnellentlüfter müssen senkrecht installiert werden:

- auf dem Verteiler;
- an den Steigleitungen;
- überall wo sich Lufteinschlüsse sich bilden.

DIAGRAMM DER BETRIEB DES SCHNELLENTLÜFTER BESSER

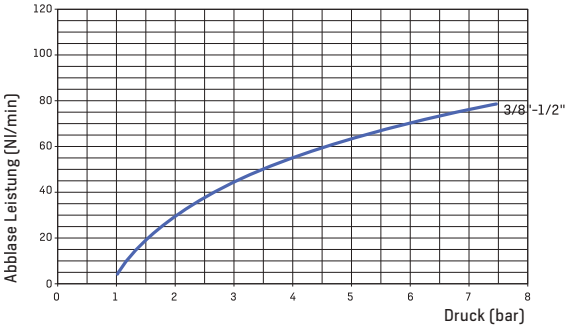

Um die optimale Funktionsfähigkeit zu ermöglichen, muss der obere Deckel mindestens um zwei Umdrehungen gelockert werden. Es ist zu empfehlen den Deckel nicht zu entfernen, um Eindringen von schmutz in dem Entlüfter zu vermeiden.
Bitte stellen Sie sicher, dass das komplette System dicht ist.

TECHNISCHE DATEN	
Drücke	Max. Betriebsdruck 10 bar
	Mix. Druck 0,2 bar (Grad A - EN 12266-1)
	Anwendungsdruck von 0,5 bar bis 7 bar (± 10% vom Maximum)
Temperaturen	Max. Betriebstemperatur (TS) 0ºC (ausgenommen Frost) ÷ +110 ºC
Flüssig	Wärmeträgerflüssigkeit nach UNI 8065 Glykol Gemisch 50%
Gewindeanschluss	ISO 228/1 (ex DIN 259)
Prüfung	EN 1074-4

973 - MATERIAL SCHNELLENTLÜFTER "BESSER"	
Gehäuse	Guss Messing EN 1982 – CB754S
Deckel	Messing EN 12165 – CW617N
Dichtheitselement	Messing EN 12164 – CW614N
Interne Komponenten	Acetylharz POM
Dichtungen + O-Ring*	NBR-Kautschuk
Schwimmer	Polypropylen PP
Feder	Edelstahl EN 10088 – 1.4310 (AISI 302)

* Nur für Artikel-Code 973308001

971 – ABSPERVENTIL FUR SCHNELLENTLÜFTER

HYDRAULISCHE EIGENSCHAFTEN

Das Absperrventil verinfacht den Austausch und die Kontrolle des Schnellentlüfters durch Absperren des Wasserzuflusses.
Bei Verwendung in Kombination mit den Schnellentlüfter in Trinkwasseranlagen ist dieser konform mit der EN 1074-2 Norm.

TECHNISCHE DATEN / Material	
Drücke	Max. Betriebsdruck 10 bar
Temperaturen	Max. Betriebstemperatur (TS) 0ºC (Ausegenommen Frost) ÷ +110ºC
Kompatible Flüssigkeiten	Wärmeträgerflüssigkeit nach UNI 8065 Wasser und Glykollösungen - Max. Glykolgehalt 50%
Gewindeanschluss	ISO 228/1 (ex DIN 259)
Prüfung	P12-EN 12266-1 (Grad A)
Körper	Messing EN 12164 – CW614N
Absperrventil	Acetylharz POM
Feder	Edelstahl EN 10088 – 1.4310 (AISI 302)

FOCUS ON

973 - PURGEUR AUTOMATIQUE "BESSER"

CARACTÉRISTIQUES HYDRAULIQUES

Le purgeur automatique BESSER sont une vanne automatique a flotteur simple qui exerce deux fonctions principales:

- l'évacuation d'un flux d'air important depuis une tuyauterie (par ex. lors de la charge/pressurisation de l'installation)
- le dégazage, qui permet de purger l'air emprisonne dans la tuyauterie ou qui se forme pendant l'exploitation.

La présence d'oxygène dans les circuits de chauffage peut provoquer des processus corrosifs anodiques, des bruits localises, des poches d'air, des obstructions, la cavitation des pompes etc. qui peuvent compromettre considérablement le débit et l'intégrité de l'installation, comme documente par la norme EN 14868.
Les purgeurs d'air Besser sont installés à la verticale:

- sur le séparateur d'air;
- au bout des colonnes montantes des installations de chauffage à cuve fermée;
- dans tous les endroits où il est possible de l'accumulation d'air.

COURBE DE FONCTIONNEMENT PURGEUR D'AIR BESSER

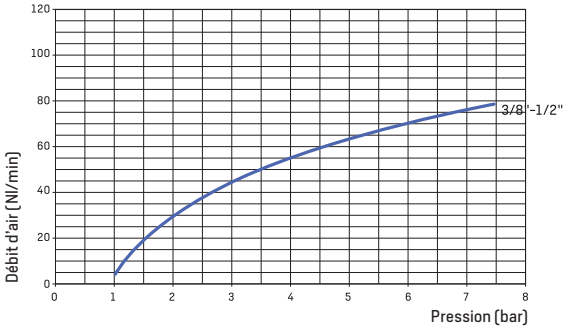

Pour permettre l'évacuation de l'air, dévisser le capuchon de protection au moins deux tours. Nous vous recommandons de ne pas enlever le capuchon de protection pour éviter la pénétration d'impuretés dans l'appareil. S'assurer que tous les raccords aient une parfaite étanchéité.

CARACTÉRISTIQUES TECHNIQUES	
Pressions	maximale admissible (PN) 10 bars
	étanchéité minime 0,2 bar (degre A selon EN 12266-1)
	domaine d'utilisation fonction évacuation air 0,5 ÷ 7 bar (variation ± 10% valeur max. relevée)
Temperature	maximale de fonctionnement admissible (TS) 0ºC (gel exclu) ÷ + 110ºC
Fluides compatibles	Fluide caloporteur conforme a la norme UNI 8065 solutions glycols 50%
Filetages	ISO 228/1 (ex DIN 259)
Essais et contrôles	EN 1074-4

973 - CONSTRUCTION PURGEUR AUTOMATIQUE "BESSER"	
Corps	cast brass EN 1982 – CB754S
Bouchon	laiton EN 12165 – CW617N
Siege d'étanchéité	laiton EN 12164 – CW614N
Mécanismes internes	resine acetal POM
Joint de siège + O-Ring*	caoutchouc NBR
Flotteur	polypropylene PP a haute résistance
Ressort	acier inox EN 10088 – 1.4310 (AISI 302)

* Uniquement pour art. 973308001

971 - ROBINET D'INTERCEPTION POUR PURGEUR D'AIR

CARACTÉRISTIQUES HYDRAULIQUES

Le robinet d'interception facilite les opérations de remplacement et de contrôle des purgeurs d'air, en bloquant l'écoulement de l'eau, lorsque la vanne est déconnectée. L'étanchéité hydraulique avec le corps de la vanne peut être garantie au moyen d'un joint torique (selon les modelés). Lorsqu'il est utilisé avec des purgeurs d'air sur des systèmes de distribution d'eau potable, il répond aux qualités requises par la norme EN 1074-2.

CARACTÉRISTIQUES TECHNIQUES / CONSTRUCTION	
Pression	maximale admissible (PN) 10 bar
Température	maximale de fonctionnement admissible (TS) 0ºC (gel exclu) ÷ +110ºC
Fluides compatibles	fluide caloporteur conforme à la norme UNI 8065 solutions glycols 50%
Filetages	ISO 228/1 (ex DIN 259)
Essais et contrôles	P12 - EN 12266-1 (degré A)
Corps	laiton EN 12164 - CW614N
Petite vanne de séparation	resine acetal POM
Ressort	acier inox EN 10088 - 1.4310 (AISI 302)

FOCUS ON

973 - PURGADORES DE BOYA "BESSER"

CARACTERISTICAS HIDRAULICAS

Los purgadores Besser se caracteriza por tener una unica boya interna automati ca, sus funciones principales son dos:

- La evacuacion alta de aire procedente del tubo (ej. Durante la carga/presurizacion de la instalacion)
- Desaireacion (descarga del aire atrapado en el tubo o que se forma durante el ejercicio)

Como indicado en la norma EN 14868, la presencia de oxigeno en las instalaciones de calefaccion puede provocar procesos corrosivos, ruidos localizados, sacos de aire, obstrucciones, la cavitation des pompes, etc. que pueden comprometer gravemente la integridad y rendimiento de la instalacion.

Los purgadores Besser se instalan en posicion vertical:

- sobre el separador de aire;
- en la parte mas alta de la instalacion;
- en todos los puntos donde pueda haber una acumulacion de aire.

CURVA DE FUNCIONAMIENTO PURGADOR BESSER

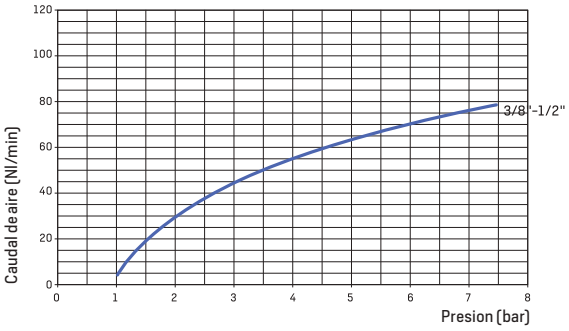

Para consentir la salida de aire, desenroscar la capucha de proteccion minimo dos giros. Se aconseja de no quitar la capucha de proteccion con el fin de evitar la presencia de impurezas.
Compruebe la estanqueidad hidráulica de los racores de conexión.

CARACTERISTICAS TECNICAS	
Presion	maxima admisible (PN) 10 bar
	minima presion sostenida 0,2 bar (grado A sec. EN 12266-1)
	campo de uso funcion evacuacion aire 0,5 ÷ 7 bar (variacion ± 10% valor max. relevado)
Temperatura	maxima admision de ejercicio (TS) 0ºC (excluido hielo) ÷ +110 ºC
Fluidos compatibles	fluido termovector conforme a UNI 8065 solucion glicol 50%
Rosca	ISO 228/1 (ex DIN 259)
Pruebas e ensayos	EN 1074-4

973 - MATERIAL PURGADOR BESSER	
Cuerpo	laton presofundido EN 1982 – CB754S
Tapon	laton EN 12165 – CW617N
Sede de apoyo	laton EN 12164 – CW614N
Mecanismos internos	resina acetalica POM
Sede junta + O-Ring*	goma NBR
Boya	polipropileno PP alta resistencia
Muelle	acero inox EN 10088 – 1.4310 (AISI 302)

* Sólo para art. 973308001

971 – VALVULA DE INTERCEPTACION PARA PURGADOR AUTOMATICO DE AIRE

CARACTERISTICAS HIDRAULICAS

La valvula de interceptacion favorece las operaciones de sustitucion y bloquea el flujo de agua en el caso quitemos el purgador automatico. Cuando la utilizamos junto con los purgadores en sistemas de distribucion de agua potable, satisfacen los requisitos de la norma EN 1074-2.

CARACTERISTICAS TECNICAS / Material	
Presion	maxima admisible (PN) 10 bar
Temperatura	maxima admisible de ejercicio (TS) 0ºC (excluido hielo) ÷ +110 ºC
Fluidos compatibles	fluido termovector conforme a UNI 8065 solucion glicol 50%
Rosca	ISO 228/1 (ex DIN 259)
Pruebas y ensayos	P12-EN 12266-1 (grado A)
Cuerpo	laton EN 12164 – CW614N
Purgador separador	resina acetalica POM
Muelle	acero inox EN 10088 – 1.4310 (AISI 302)

G 20 20

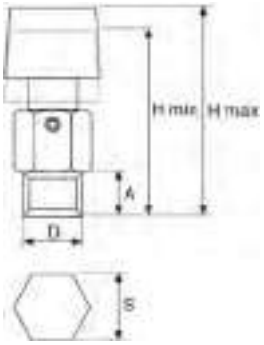

975

VALVOLA MANUALE SCARICO RADIATORI

- RADIATOR AIR VENT
- RADIATOR ENTLÜFTUNGSVENTIL
- PURGEUR MANUEL ÉVACUATION RADIATEURS
- PURGADOR MANUAL DESCARGA RADIADOR

MATERIAL: CW617N-DW
THREAD: ISO 228/1 (ex DIN 259)
NOTE: volantino in nylon / nylon handwheel
T max 85ºC - P max 7 bar

CODE	DN	D inch	S mm	A mm	H min mm	H max mm	g			€
975108000	6	1/8"	13	7	28	30	17	10	500*	**2,50**
975104000	8	1/4"	13	7	28	30	22	10	500*	**2,50**
975308000	10	3/8"	17	7	28	30	30	10	500*	**3,37**

(*) unità minima di vendita / minimum selling quantity
Articoli non adatti per impieghi su elementi ad uso riscaldamento e raffrescamento (es: fan coil).
Items not suitable to use for heating and cooling elements (ex. fan coil).

G 20 20

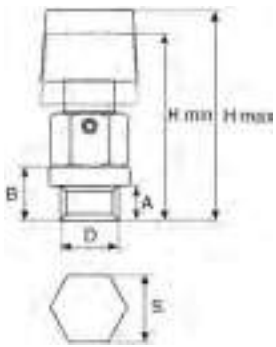

975/G

VALVOLA MANUALE SCARICO RADIATORI CON ANELLO IN PTFE

- RADIATOR AIR VENT WITH PTFE RING
- RADIATOR ENTLÜFTUNGSVENTIL MIT PTFE DICHTUNG
- PURGEUR MANUEL ÉVACUATION RADIATEURS AVEC ANNEAU EN PTFE
- PURGADOR MANUAL DESCARGA RADIADOR CON ANILLO EN PTFE

MATERIAL: CW617N-DW
THREAD: ISO 228/1 (ex DIN 259)
NOTE: volantino in nylon, tenuta PTFE
nylon handwheel, PTFE gasket
T max 85ºC - P max 7 bar

CODE	DN	D inch	S mm	A mm	B mm	H min mm	H max mm	g			€
97510400G	8	1/4"	13	4	8	28	30	22	10	500*	**2,74**
97530800G	10	3/8"	17	4	8	28	30	30	10	500*	**3,57**
97510200G	15	1/2"	21	4	8	26	28	44	10	250*	**5,11**

(*) unità minima di vendita / minimum selling quantity
Articoli non adatti per impieghi su elementi ad uso riscaldamento e raffrescamento (es: fan coil).
Items not suitable to use for heating and cooling elements (ex. fan coil).

G 20 20

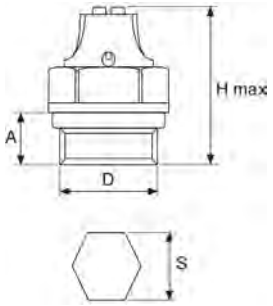

979

TAPPO IN OTTONE CON VALVOLA SCARICO ARIA

- AIR VENT PLUG
- MESSINGSTOPF MIT SCHNELLENTLUFTER
- BOUCHON EN LAITON AVEC PURGEUR ÉVACUATION D'AIRE
- TAPÓN EN LATÓN CON PURGADOR DESCARGA AIRE

MATERIAL: CW614N (OT58) / CuZn39Pb3
THREAD: ISO 228/1 (ex DIN 259)
NOTE: valvola orientabile, tenuta O-Ring
adjustable valve, O-ring seal
T max 85ºC - P max 7 bar

CODE	DN	D inch	S mm	A mm	H max mm	g			€
979308002	10	3/8"	19	6	21	20	50	150*	**5,20**
979102002	15	1/2"	22	7	21	20	50	150*	**6,27**
979304002	20	3/4"	25	8	23	33	50	150*	**10,59**

(*) unità minima di vendita / minimum selling quantity
Articoli non adatti per impieghi su elementi ad uso riscaldamento e raffrescamento (es: fan coil).
Items not suitable to use for heating and cooling elements (ex. fan coil).

G 20 20

979/C

CHIAVETTA IN NYLON PER ART. 979

- NYLON KEY FOR 979 ARTICLE
- SCHLUESSEL AUS NYLON FÜR ARTIKEL 979
- CLÉ EN NYLON POUR ART. 979
- LLAVE EN NYLON PARA ART. 979

CODE	Description	g		€
979000000	per / for art. 979 3/8" - 1/2" - 3/4"	2	100	**1,05**

Come ordinare

How to order

+ 39 0376 96 001

ordini.info@racmet.com

raccorderiemetalliche.com

Struttura commerciale - Sales Organisation **588 - 590**

PRODUCT MANAGER
Luca BENZONI
Tel. +39 0376 96 02 39
luca.benzoni@racmet.com

TECHNICAL & SALES CONSULTANT
Matteo AVANZI
Tel. 0376 96001
Mob. +39 342 8068177
tecnico@racmet.com

CUSTOMER SERVICE
Sara BELLADELLI
Tel. +39 0376 96 001
ordini.info@racmet.com

QUALITY MANAGER
Joelen ZAMMARINI
Tel. +39 0376 960101
joelen.zammarini@racmet.com

BRAND MANAGER
Isabella LODI RIZZINI
Tel. +39 0376 96 001
isabella.lodirizzini@racmet.com

AMMINISTRAZIONE
book-keeping
Giovanni MIRONI
Tel. +39 0376 96 02 21
amministrazione@racmet.com

Seguici sui nostri Social
Follow us on our Social Network pages

@raccorderiemetalliche

Il nuovo Catalogo Giugno 2026 è disponibile
- nella versione digitale nella nuova sezione **CATALOGO ONLINE**
- nella versione pdf nella sezione **DOWNLOAD**

del nostro sito **raccorderiemetalliche.com.**

The new June 2026 Catalogue is available
- *in the digital version in the new **ONLINE CATALOG** section*
- *in the pdf version in the **DOWNLOAD** section*

*of our website **raccorderiemetalliche.com.***

Condividi le foto dei tuoi impianti!

SHARE PHOTOS OF YOUR PLANTS !

Hai realizzato un impianto utilizzando i nostri sistemi pressare?
Inviaci le foto e i dettagli della tua installazione
all'indirizzo mail ***marketing@racmet.com***,
le pubblicheremo sui nostri canali web.

Did you build a system using our pressfitting systems?
Send us the photos and details of your installation
*to the email address **marketing@racmet.com** and*
we will post them on our web channels.

Raccorderie Metalliche S.p.a.

Struttura commerciale Italia *Sales Organization*

plumbing & heating division

RESPONSABILE VENDITE ITALIA
Massimiliano GABBI
Tel. 0376 960206
Fax 0376 96422
Cell. 335 7663876
massimiliano.gabbi@racmet.com

FUNZIONARI DIRETTI RM

LOMBARDIA
Carlo PUGNAGHI - Funzionario Vendite
Tel. 0376 96001 - Fax 0376 96422
Cell. 335 7364515
carlo.pugnaghi@racmet.com

Matteo VISSER - Funzionario Vendite
Tel. 0376 96001 - Fax 0376 96422
Cell. 335 6907418
matteo.visser@racmet.com

TRIVENETO - MANTOVA
Paolo MEGARESE - Funzionario Vendite
Tel. 0376 96001 - Fax 0376 96422
Cell. 345 5669878
paolo.megarese@racmet.com

Michele MELLINI - Funzionario Vendite
Tel. 0376 96001 - Fax 0376 96422
Cell. 340 6064509
michele.mellini@racmet.com

EMILIA ROMAGNA - MARCHE (PU - AN)
Daniele BONACINI - Funzionario Vendite
Tel. 0376 96001 – Fax 0376 96422
Cell. 344 1174021
daniele.bonacini@racmet.com

TOSCANA
Alessio PAOLESCHI - Funzionario Vendite
Tel. 0376 96001 - Fax 0376 96422
Cell. 335 5251961
alessio.paoleschi@racmet.com

LIGURIA
TEAM ENERGY SRL
Via Verdi, 20/D
18100 Imperia (IM)
Tel. 0183 279239 – Fax 0183 653445
info@energyteamliguria.it

Francesco EMERIGO
Cell. 335 5729143
emerigo@energyteamliguria.it

PIEMONTE – VALLE D'AOSTA
TECNO TEAM SRL
Via Antonio Pacinotti,2
10144 Torino (TO)
info@tecnoteam.net
ordini@tecnoteam.net
Tel. 011 8116755

Francesco EMERIGO
Cell. 335 5729143
emerigo@energyteamliguria.it

Andrea SPEDICATI
Cell. 347 6039291
spedicati.a@gmail.com

CAMPANIA
Corrado Rappresentanze sas
Via D. Fontana, 184 - 80131 Napoli (NA)
Tel. 081 5463752 – Fax 081 5464837

Salvatore CORRADO
Cell. 335 6656224
corradosas@fastwebnet.it

ABRUZZO – MOLISE - UMBRIA
MARCHE (AP - FM - MC)
SCR sas di Simoncini O. & C.
Via XXV Aprile 15/8 - 64015 Nereto (TE)
Tel. 0861 851807 – Fax 0861 1856461

Otello SIMONCINI
Cell. 348 3859388
agenziasimoncini@gmail.com

PUGLIA - BASILICATA
F.A.R.P. srl
Viale Vittorio Emanuele II, 26
70010 Cellamare (BA)
Tel. 080 4657523 – Fax 080 4657498
agidue.alloggio@gmail.com

LAZIO
RTL snc di Maramao e C.
Via Morolense, 27
03013 Ferentino (FR)
Tel. 0775 392043
info@rtletis.it

SICILIA OCCIDENTALE PA – TP – AG –CL
Spitaleri Rappresentanze di Spitaleri Gaetano & C. snc
Via degli Ioni, 7 - 91100 Trapani (TP)
Tel. 0923 567361 – Fax 0923 553588

Gaetano SPITALERI
Cell. 335 5389203
info@spitalerirappresentanze.it

SICILIA ORIENTALE ME – CT – SR – RG – EN
Nello Fabrizio SCIMONE
Via San Michele Arcangelo 30
95030 S. Agata Li Battiati (CT)
Cell. 340 8911730
nf.scimone@gmail.com

SARDEGNA
MG RAPPRESENTANZE SRL di Marco SECCI
Via Torricelli, 9 - 09047 Selargius (CA)
Tel. 070 3320991 – Fax 1782746902
Cell. 348 6027354
agenzia.mgr@gmail.com

CALABRIA
AGENZIA LOGOZZO FAUSTO
Via Napoli, 33 - 89042
Gioiosa Ionica (RC)
Cell. 393 9761850

Marine Division

marine systems division

Alessio PAOLESCHI
SALES MANAGER MARINE DIVISION
Cell. +39 335 5251961
alessio.paoleschi@racmet.com

Giovanni NICOLINI
TECHNICAL & SALES CONSULTANT
Mob. +39 345 6715573
giovanni.nicolini@racmet.com

TECHNICAL & SALES CONSULTANT

BIM

Matteo AVANZI
Tel. 0376 96001 – Fax 0376 96422
Cell. 342 8068177
tecnico@racmet.com

Raccorderie Metalliche S.p.a.

Struttura commerciale Estero *Sales Organization*

plumbing & heating division

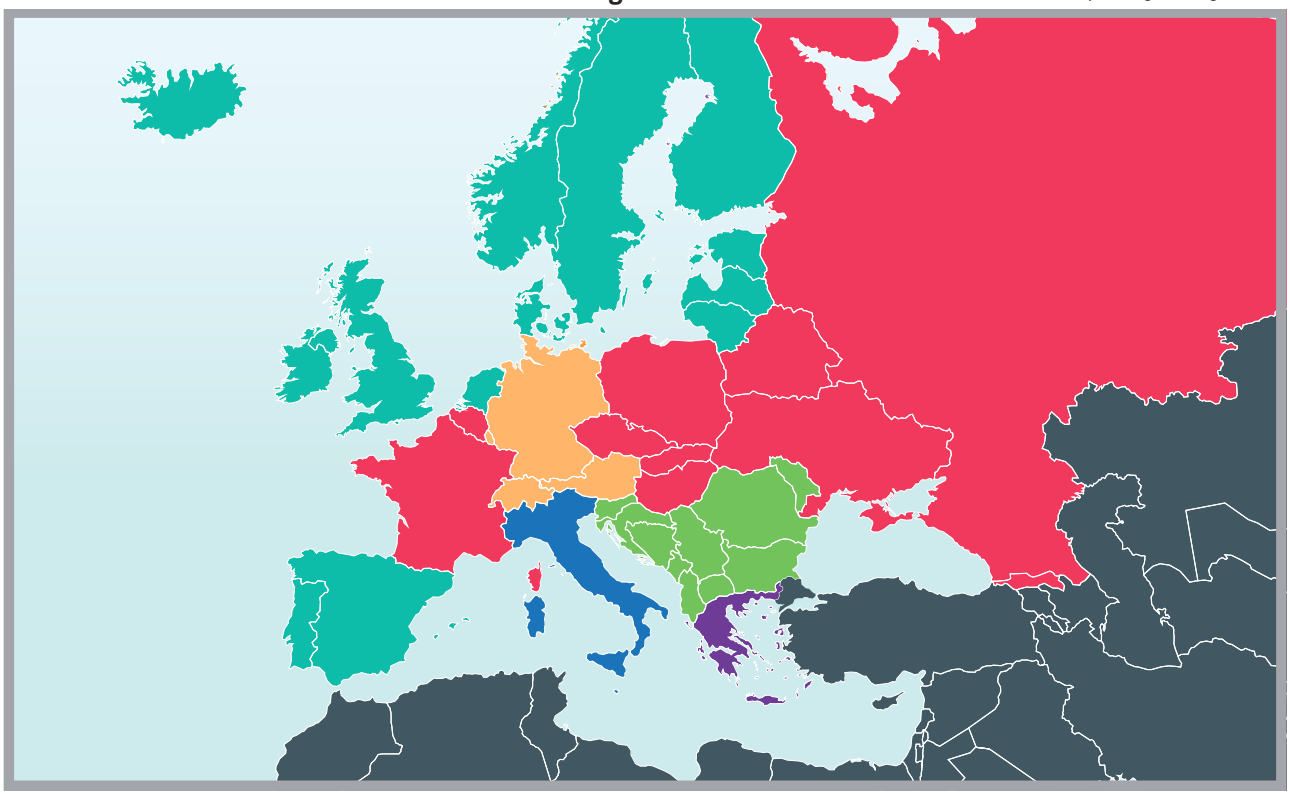

RM Sales Team

Germany - Austria
Switzerland - Luxembourg

Francesco GUANZINI
Tel. +39 0376 960285
Mob. +39 335 7371662
francesco.guanzini@racmet.com

Greece

Massimiliano GABBI
Tel. +39 0376 96 02 06
Mob. +39 335 7663876
massimiliano.gabbi@racmet.com

Denmark - Finland - Norway
Sweden - Estonia - Latvia
Lithuania - Iceland
Great Britain - Ireland - Spain
Portugal - Netherlands

Paolo IMPERIALE
Tel. +39 0376 960259
Mob. +39 344 0958857
paolo.imperiale@racmet.com

France - Poland - Russia
Ukraine - Belarus
Czech Republic
Slovak Republic
Hungary - Belgium

Roberto PEREZ
Tel. +39 0376 960122
Mob. +39 344 0961187
roberto.perez@racmet.com

RACCORDERIE METALLICHE FRANCE

Frédéric DEVAUX
Tel. +33 4 78 67 54 46
Mob. +33 698565339
frederic.devaux@racmet.com

Sales Partners

DEUTSCHLAND

Horst HAGEBOEKE
Linden Str., 41
D-32312 Lübbecke
Tel. +49 (0) 5741 370180
Fax +49 (0) 5741 370182
Mob. +49 (0) 170 204 2100
industrie@hageboeke.com

ROMANIA - BULGARIA
SLOVENIA - CROATIA
MACEDONIA - ALBANIA
MONTENEGRO
BOSNIA ERZEGOVINA
SERBIA-MOLDOVA
KOSOVO

Dejan UGRINIC
Hrvatska - 10431 Sveta Nedjelja
Novaki, Rakitska 25
Mob. +385 (0) 98 282 405
ugrineks@ugrineks.hr

CZECH & SLOVAKIA REPUBLIC

Samuele PEDRIALI
Mob. +420 736 540 017
samuele.p@atlas.cz

Technický poradce
Radim OBERHERR
Mob. +420 777 049 805

GREECE

VADIA GIANNOPOULOS ENTERPISES S.A.
212 - 212A Evelpidon, Ave
16672 Vari-Athens
Tel. +30 210 9654006
Fax +30 210 9654666
info@bgiannopoulos.gr

POLAND

Robert WRÓBLEWSKI
Tel. +48 603 093 881
robert.wroblewskirm@gmail.com

HUNGARY

György KOVÁCS
Mob. +36 20 432 4732
gyorgy.kovacs@racmet.com

Extra EU Countries

Sandro CARIOTTI
SALES MANAGER EXTRA EU
Mob. +39 342 6310071
sandro.cariotti@racmet.com

Akash YADAV
COUNTRY MANAGER – INDIA
Mob. +91 9910921430
akash.yadav@racmet.com

Marine Division

marine systems division

Alessio PAOLESCHI
SALES MANAGER MARINE DIVISION
Mob. +39 335 5251961
alessio.paoleschi@racmet.com

Giovanni NICOLINI
TECHNICAL & SALES CONSULTANT
Mob. +39 345 6715573
giovanni.nicolini@racmet.com

RACCORDERIE METALLICHE

RM Pressfitting GmbH

c/o Geduldig & Tatar ParG mbB
Widenmayerstr. 27
80538 München
Tel. +49 89 69315320

plumbing & heating division

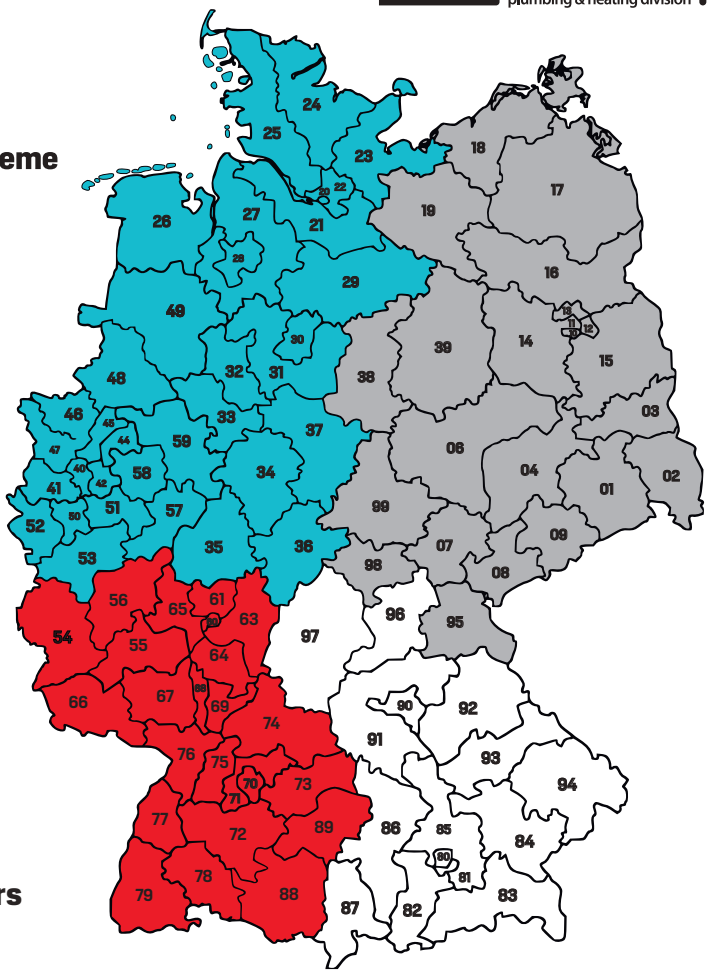

Technische Beratung Für Pressfittingsysteme

DEUTSCHLAND

Roger PFATTHEICHER
Mob. + 49 (0)151 52483379
r.pfattheicher@racmet.com

DEUTSCHLAND

Stephan SCHAPER
Mob. +49 (0) 170 7216127
s.schaper@racmet.com

DEUTSCHLAND

Mike ROCKMANN
Mob. +49 (0) 151 24069608
m.rockmann@racmet.com

DEUTSCHLAND

Max FRIEβL
Mob. +49 (0) 151 12947989
m.friessl@racmet.com

RM Sales Team

Germany - Austria
Switzerland - Luxembourg

Francesco GUANZINI
Tel. +39 0376 960285
Mob. +39 335 7371662
francesco.guanzini@racmet.com

Sales Partners

DEUTSCHLAND

Horst HAGEBOEKE
Linden Str., 41
D-32312 Lübbecke
Tel. +49 (0) 5741 370180
Fax +49 (0) 5741 370182
Mob. +49 (0) 170 204 2100
industrie@hageboeke.com

Raccorderie Metalliche France

Roberto PEREZ
Tel. +39 0376 960122
Mob. +39 344 0961187
roberto.perez@racmet.com

Frédéric DEVAUX
Responsable des ventes France

Tel. +33 4 78 67 54 46
Mob. +33 698565339
frederic.devaux@racmet.com

Aubéri GABRIELE
Commerciale itinérante et prescription - Paris et IDF

Mob. +33 6 07 73 75 35
auberi.gabriele@racmet.com

Marine Division

MARINE DIVISION
Alessio PAOLESCHI
SALES MANAGER MARINE DIVISION
Mob. +39 335 5251961
alessio.paoleschi@racmet.com

MARINE DIVISION
Giovanni NICOLINI
TECHNICAL & SALES CONSULTANT
Mob. +39 345 6715573
giovanni.nicolini@racmet.com

marine systems division

NOTE

RIMI
RACCORDERIE METALLICHE

Condizioni Generali di Vendita

Di seguito sono riportate le Condizioni Generali di Vendita ("CGV") applicabili a tutti i rapporti di vendita tra Raccorderie Metalliche S.p.A. ("RM" o la "Società") e i soggetti che effettuano, direttamente o tramite agente, un ordine di merce (gli "Acquirenti" o, singolarmente, l'Acquirente").
Tutte le CGV, incluse le presenti premesse, si intendono pertanto conosciute ed accettate dagli Acquirenti, senza riserva alcuna, con il conferimento dell'ordine a RM, a nulla rilevando eventuali condizioni generali predisposte dall'Acquirente.
Le CGV trovano applicazione ai rapporti di vendita, in quanto non derogate da specifici accordi contrattuali tra RM e gli Acquirenti.
Nell'interpretazione ed esecuzione degli ordini si farà riferimento inoltre alle clausole previste dagli Incoterms edizione 2020.

1. Ordini

1.1 Le nostre offerte sono da considerarsi impegnative solo a fronte di una regolare conferma d'ordine scritta ("CdO") inviata all'Acquirente da RM.
1.2 Gli ordini richiesti a RM non sono vincolanti fino a CdO scritta.
1.3 E' facoltà di RM di richiedere ulteriori chiarimenti prima di accettare l'ordine ovvero di rifiutarlo a proprio insindacabile giudizio.
1.4 Gli ordinativi di merce si intendono fatti con riferimento al catalogo vigente. I prodotti ed i prezzi riportati sono da considerarsi comunque indicativi. E' facoltà di RM di modificare le caratteristiche tecniche dei prodotti indicati e di rivedere i prezzi.

2. Prezzo

2.1 Il prezzo, le modalità e i termini di pagamento sono quelli indicati nella CdO o in fattura e sono vincolanti per l'Acquirente.
2.2 In nessun caso l'Acquirente potrà ritardare, ridurre o sospendere il pagamento. In caso di mancato o parziale pagamento, l'Acquirente sarà considerato in mora senza necessità di formale diffida e saranno applicabili gli interessi legali di mora ai sensi degli articoli 2 lettera e), 4 e 5 del D.Lgs. 9 Ottobre 2002 n. 231.
2.3 È sempre salva la facoltà per RM di sospendere l'esecuzione di ordini, qualora l'Acquirente non abbia regolarmente adempiuto ai pagamenti relativi a precedenti ordinativi ovvero abbia dimostrato di non essere in grado di adempiere al proprio pagamento. In tale caso, l'ordine potrà essere eseguito soltanto a fronte di un pagamento anticipato ovvero a seguito di presentazione di idonea garanzia di gradimento di RM.
2.4 Nel caso di aumenti del prezzo della merce in corso d'opera superiori al 5% del prezzo indicato in catalogo, tali diversi importi saranno comunicati da RM all'Acquirente. Tali diversi importi sono vincolanti per l'Acquirente, fatto salvo, in questo caso, il suo diritto di rinunciare all'acquisto della merce, senza che l'Acquirente possa avanzare pretese di danni nei confronti di RM.

3. Trasporto

3.1 Salvo diversamente previsto nel Contratto di Vendita, i prodotti saranno consegnati al cliente in conformità alla Regola Incoterms 2020, Ex-Works (EXW) o FCA – stabilimento del Venditore.

4. Consegna

4.1 I termini di consegna sono da intendersi indicativi e non sono vincolanti per la Società e l'eventuale ritardo non potrà in alcun modo dare diritto all'Acquirente di recedere dal contratto, annullare l'ordine, sospendere, ridurre o ritardare il pagamento del prezzo, o pretendere il pagamento di danni, di qualunque natura, anche in forma di interessi moratori.
4.2 In ogni caso, i termini di consegna decorrono esclusivamente dalla data della CdO. Sono inefficaci eventuali termini riportati nell'ordine.
4.3 Qualora l'Acquirente necessitasse di specifici termini di consegna, questi dovranno preventivamente essere concordati e per essere efficaci dovranno inoltre essere confermati per iscritto nella CdO. In ogni caso, è fatto salvo il caso della forza maggiore, con ciò intendendosi, a titolo puramente esplicativo ma non esaustivo, casi di scioperi anche dei vettori, guerre, epidemie, catastrofi, atti terroristici, incidenti, chiusura delle frontiere o impedimento per ordine dell'Autorità.

4.4 Nel caso in cui la consegna diventi impossibile o particolarmente gravosa, RM si riserva il diritto di annullare l'ordine senza che l'Acquirente possa avanzare richiesta di danni.

5. Riserva di Proprietà

5.1 RM si riserva il diritto di proprietà sulla merce sino a quando saranno interamente pagati tutti gli importi relativi al prezzo della merce ed al trasporto, ivi incluse a titolo esemplificativo ma non esaustivo le spese di imballaggio e di dogana, quest'ultime se applicabili.
5.2 In caso di risoluzione del contratto per inadempimento dell'Acquirente, gli acconti pagati resteranno acquisiti a RM a titolo d'indennità.

6. Reclami

6.1 Eventuali reclami per difetti della merce dovranno essere comunicati entro dieci giorni dal ricevimento della stessa.
6.2 Gli eventuali reclami non danno diritto all'Acquirente di sospendere o ritardare il pagamento nei termini indicati.
6.3 Nel caso in cui l'Acquirente richieda la compatibilità della merce per un uso particolare, tale richiesta dovrà avvenire con l'ordine e avrà valore solo se confermata specificatamente per iscritto nella CdO.

7. Garanzia sistemi a pressare

7.1 Per quanto concerne la garanzia dei sistemi a pressare, fanno fede le condizioni ed i termini esposti sul Manuale Tecnico Sistemi a Pressare di Raccorderie Metalliche S.p.A.

8. Lingua, Controversie, Legge applicabile

8.1 Eventuali altre traduzioni delle CGV sono da intendersi di mera cortesia e non superano quella italiana, la quale è la sola che fa fede.
8.2 In caso di controversie è competente in via esclusiva il Tribunale del luogo dove ha sede la Società.
8.3 Per quanto non previsto dalle presenti CGV, i rapporti di vendita tra RM e gli Acquirenti saranno regolati dalla legge italiana.

9. Divieto di riesportazione

9.1 L'Acquirente non dovrà vendere, esportare o riesportare, fornire o trasferire, direttamente o indirettamente, verso la Federazione Russa o la Repubblica di Bielorussia o per un utilizzo nella Federazione Russa o nella Repubblica di Bielorus sia, alcun bene fornito ai sensi o in connessione con il presente Contratto che rientri nell'ambito di applicazione del Regolamento (UE) n. 833/2014 del Consiglio e del Regolamento (CE) n. 765/2006 e successive modifiche o comunque utilizzati per finalità vietate dai regolamenti sanzionatori dell'Unione Europea e/o ceduti a soggetti fisici o giuridici, entità o organismi soggetti a misure restrittive dell'Unione Europea.

9.2 L'Acquirente si impegna a compiere ogni ragionevole sforzo per garantire che la finalità del paragrafo 9.1 non venga elusa da soggetti terzi situati a valle della catena commerciale, inclusi eventuali rivenditori.

9.3 L'Acquirente dovrà istituire e mantenere un adeguato meccanismo di monitoraggio per individuare eventuali condotte di soggetti terzi a valle della catena commerciale, inclusi eventuali rivenditori, che possano eludere la finalità del paragrafo 9.1.

9.4 Qualsiasi violazione della presente clausola costituirà grave inadempimento contrattuale e darà diritto a Raccorderie Metalliche di risolvere il contratto con effetto immediato, fatto salvo il risarcimento di ogni danno.

9.5 L'Acquirente dovrà informare immediatamente Raccorderie Metalliche di eventuali criticità nell'applicazione dei paragrafi 9.1, 9.2 o 9.3, incluse eventuali attività rilevanti di soggetti terzi che possano eludere la finalità del paragrafo 9.1. L'Acquirente] dovrà mettere a disposizione di Raccorderie Metalliche le informazioni relative al rispetto degli obblighi di cui ai paragrafi 9.1, 9.2 e 9.3 entro due settimane dalla semplice richiesta di tali informazioni.

General Conditions of Sale

Below you can find our General Conditions of Sale (hereinafter, the "GCS") that shall apply to all sale relationships between Raccorderie Metalliche S.p.A. (hereinafter, "RM" or the "Company") and subjects who place their orders, either directly or through their agents, with the latter (hereinafter, the "Purchasers" or, individually, the "Purchaser").
All GCS (including the recitals) are therefore acknowledged and accepted by the Purchasers, without reservation, on the date of the order placement to RM; in case of existing Purchaser's conditions, the GCS will prevail.
The GCS shall apply to all sale relationships, unless otherwise agreed upon between RM and the Purchasers.
To interpret and execute the orders, the parties shall moreover refer to the provisions provided for by Incoterms 2020.

1. Orders

1.1 Our offers shall be considered as binding only in case of regular order confirmation in written form (hereinafter, the "OC") sent by RM to the Purchaser.
1.2 The orders sent to RM shall be considered to be binding only in case a written OC is sent to the Purchaser.
1.3 RM is entitled to require further information before accepting an order, as well as to decline the latter, at its sole discretion.
1.4 The orders shall refer to RM's catalogue being in force from time to time. Anyway, both the products and the prices are indicative. RM reserves the right to modify the technical features of the products and readjust the prices.

2. Price

2.1 Price, payment method and conditions being indicated in the OC are binding on the Purchaser.
2.2 Under no circumstances, the Purchaser may delay, reduce or cease payments. In case of partial or total non payment, the Purchaser will be considered to be in arrears, with no need to send him formal injunction, and in this case interest of arrears will be applied according to articles 2 letter e), 4 and 5 of the Decree Law Nº 231, dated 9th October 2002.
2.3 RM reserves the right to stop the execution of orders, in the event the Purchaser has not fulfilled payment relating to preceding orders, i.e. has proven not to be in a position to fulfil its payment. In such a case, the orders will only be executed against a payment in advance and after RM sends its consent to the Purchaser.
2.4 In case of price increase regarding goods belonging to orders in progress and exceeding 5 % of the price contained in the catalogue, RM will inform the Purchaser about the relevant different amounts. The latter will be binding on the Purchaser, who has anyway the right to refuse to purchase the goods but not the right to put forward claims against RM.

3. Transport

3.1 Unless otherwise provided in the Sales Contract, the products will be delivered to the customer according to the Incoterms 2020, Ex-Works (EXW) or FCA – Supplier's company.

4. Delivery

4.1 The delivery time is indicative and not binding on the Company and a possible delay does not entitle the Purchaser to back out of a contract, cancel an order, cease, reduce, delay a payment of the price, nor claim for any damages and/or interest of arrears.
4.2 In any case, the delivery time starts on the date of the OC. Possible different terms contained in the orders will be considered null and void.
4.3 In case the Purchaser requires a specific delivery time, the latter shall preliminarily be agreed and written in the OC to confirm its validity. In any case, the foregoing is without prejudice to force majeure including, but not limited to strike (even forwarders' strike), war, epidemics, disasters, terrorist attacks, accidents, closed borders, authority vetoes.
4.4 In the event it is impossible or very difficult to deliver, RM reserves the right to cancel the order and the Purchaser is not entitled to put forward claims against RM.

5. Retention of Title

5.1 RM reserves its property right concerning the goods, until all amounts relating to the price of the goods and the freight including, but not limited to packing & customs charges (if applicable).
5.2 In case of contract termination due to the Purchaser's breach, possible down payments shall remain acquired by RM as indemnity.

6. Complaints

6.1 Possible complaints regarding defects of the goods shall be notified within ten days from the receiving of the latter by the Purchaser.
6.2 Possible complaints do not entitle the Purchaser to stop or delay the payment of the goods, which has to be issued within the scheduled time.
6.3 In case the Purchaser requires the goods to be conformed to a special purpose, the relevant request shall be made with the order and it shall be valid only in case it has been specifically confirmed in writing in the OC.

7. Warranty of press systems.

7.1 Concerning the warranty of press systems, the terms and conditions indicated in Press Systems Technical Manual of Raccorderie Metalliche S.p.A. shall apply.

8. Language, Disputes, Applicable Law

8.1 Any possible translation other than the present GCS one shall be intended as mere favour and shall not prevail over the Italian text, which is the only applicable text.
8.2 All possible disputes shall be subject to the exclusive jurisdiction of the court of the place in which the Company has its registered office.
8.3 For any aspect not provided for by the present GCS, the sales relationships between RM and the Purchasers shall be ruled by the Italian law.

9. Re-export prohibition

9.1 The Buyer shall not sell, export or re-export, supply or transfer, directly or indirectly, to the Russian Federation or the Republic of Belarus, or for use in the Russian Federation or the Republic of Belarus, any goods supplied under or in connection with this Agreement that fall within the scope of Council Regulation (EU) No 833/2014 and Council Regulation (EC) No 765/2006, as amended, or that are otherwise used for purposes prohibited by European Union sanctions regulations and/or transferred to natural or legal persons, entities or bodies subject to European Union restrictive measures.

9.2 The Buyer undertakes to use its best reasonable efforts to ensure that the purpose of paragraph 9.1 is not circumvented by any third parties further down the commercial chain, including any resellers.

9.3 The Buyer shall establish and maintain an adequate monitoring mechanism to detect any conduct by third parties further down the commercial chain, including any resellers, that may circumvent the purpose of paragraph 9.1.

9.4 Any breach of this clause shall constitute a material breach of contract and shall entitle RM to terminate the Agreement with immediate effect, without prejudice to the right to claim damages.

9.5 The Buyer shall immediately inform RM of any issues in the application of paragraphs 9.1, 9.2 or 9.3, including any relevant activities by third parties that may circumvent the purpose of paragraph 9.1. The Buyer shall make available to RM information concerning compliance with the obligations under paragraphs 9.1, 9.2 and 9.3 within two weeks of a simple request for such information.

Allgemeine Geschäftsbedingungen

Nachfolgend werden die Allgemeinen Geschäftsbedingungen aufgeführt, die auf alle Verkaufsbeziehungen zwischen Raccorderie Metalliche S.p.A. ("RM" oder die "Gesellschaft") und Personen, die direkt oder durch einen Vertreter eine Bestellung aufgeben (im Folgenden "Käufer") anwendbar sind. Sämtliche AGB, einschließlich der vorliegenden Vorbemerkungen, verstehen sich vorbehaltlos als von den Käufern verstanden und akzeptiert durch die Bestellerteilung an RM, wobei etwaige verfasste allgemeine Geschäftsbedingungen des Käufers keine Bedeutung haben. Die AGB finden Anwendung in den Verkaufsbeziehungen, weil sie nicht von bestimmten Vertragsvereinbarungen zwischen RM und den Käufern abweichen. In der Beurteilung und Ausführung der Bestellungen wird außerdem auf die von Incoterms Ausgabe 2020 vorgesehenen Klauseln Bezug genommen.

1. Bestellungen

1.1 Unsere Bestellungen sind als bindend zu betrachten nur bei Vorliegen einer regulären schriftlichen Auftragsbestätigung ("AB"), die dem Käufer durch RM zugestellt wird.

1.2 Die an RM angefragten Bestellungen sind bis zur schriftlichen AB nicht bindend.

1.3. RM steht es frei, vor der Bestellannahme weitere Auskünfte einzuholen oder die Bestellung nach eigenem Ermessen abzulehnen.

1.4 Die Warenbestellungen verstehen sich in Bezug auf den gültigen Katalog. Die angegebenen Produkte und Preise sind als maßgebend zu verstehen. RM behält sich das Recht vor, Änderungen an den technischen Eigenschaften der Produkte vorzunehmen und die Preise anzupassen.

2. Preis

2.1 Preis, Zahlungsbedingungen und Zahlungsfristen sind in der Auftragsbestätigung angegeben und sind bindend für den Käufer.

2.2. In keinem Fall darf der Käufer die Zahlung verzögern, mindern oder aufheben. Bei Nichtzahlung oder teilweiser Zahlung befindet sich der Käufer in Verzug, ohne dass es einer formellen Benachrichtigung bedarf, und es werden Verzugszinsen gemäß des italienischen Gesetzesdekrets Nr. 231, Art. 2 Satz 4 und 5 vom 9. Oktober 2002 angerechnet. Weiterhin behält sich RM das Recht vor, die Ausführung von Bestellungen aufzuheben, wenn der Käufer nicht ordnungsgemäß Zahlungen für vorherige Bestellungen vorgenommen hat oder anderweitig bewiesen hat, zahlungsunfähig zu sein. In diesem Fall kann die Bestellung nur bei vorzeitiger Zahlung oder bei Vorliegen entsprechender Vertrauensgarantie durch RM ausgeführt werden.

2.4 Im Falle von Preiserhöhung über 5% im Vergleich zum Katalogpreis bei Waren in Bearbeitung, wird RM die entsprechenden Beträge dem Käufer mitteilen. Diese abweichenden Beträge sind für den Käufer bindend, unberührt seines Rechts, in diesem Fall auf den Kauf der Ware zu verzichten, ohne dass der Käufer Schadensersatz gegenüber RM fordern kann.

3. Transport

3.1 Sofern im Kaufvertrag nichts anderes vereinbart wurde, werden die Produkte gemäß den Incoterms 2020, Ex-Works (EXW) oder FCA – Werk des Verkäufers an den Kunden geliefert.

4. Lieferung

4.1 Die Lieferzeiten sind nicht verbindlich und nicht bindend für die Gesellschaft. Eine eventuelle Verspätung berechtigt den Käufer in keiner Weise vom Vertrag zurück zu treten, die Bestellung zu annullieren, die Zahlung einzustellen, zu mindern oder zu verzögern, oder Schadensersatz jeglicher Art zu fordern, einschließlich der Verzugszinsen.

4.2 In jedem Fall richten sich die Lieferzeiten ausschließlich nach dem Datum der AB. Eventuelle in der Bestellung angegebene Fristen sind unwirksam.

4.3. Falls der Käufer bestimmte Lieferzeiten benötigt, müssen diese im Voraus vereinbart werden und für ihre Wirksamkeit müssen sie außerdem schriftlich in der AB bestätigt werden. Jedenfalls bleiben die Fälle höherer Gewalt unberührt, darunter, als Erläuterung aber keinesfalls vollständig, Fälle von Streik, einschließlich der Beförderungsunternehmen, Kriege, Epidemien, Katastrophen, Terroranschläge, Grenzschließungen oder Verhinderung durch behördliche Anweisung.

4.4. für den Fall, dass die Lieferung unmöglich oder besonders belastend wird, behält sich RM das Recht vor, die Bestellung zu annullieren, ohne dass der Käufer Schadensersatz fordern kann.

5. Eigentumsvorbehalt

5.1 RM behält sich das Recht des Eigentums an der Ware bis zur vollständigen Zahlung aller Beträge bezüglich des Warenpreises und des Transports vor, einschließlich – als Erläuterung aber keinesfalls vollständig – Verpackungs- und Zollkosten, falls anwendbar.

5.2 Im Falle der Vertragsauflösung wegen Nichterfüllung durch den Käufer werden bereits geleistete Anzahlungen an RM als Entschädigung erworben gelten.

6. Beanstandungen

6.1 Eventuelle Beanstandungen wegen fehlerhafter Ware müssen innerhalb einer Frist von zehn Tagen ab Warenerhalt mitgeteilt werden.

6.2 Eventuelle Beanstandungen berechtigen nicht den Käufer, die Zahlung innerhalb der genannten Frist einzustellen oder zu verzögern.

6.3 Falls der Käufer die Kompatibilität der Ware für eine bestimmte Verwendung verlangt, muss dies Anfrage mit der Bestellung erfolgen und sie wird nur durch schriftliche Bestätigung in der AB wirksam.

7. Gewährleistung Drucksysteme.

7.1 Bezüglich der Gewährleistung der Drucksysteme, sind die im Technischen Handbuch Drucksysteme von Metalliche S.p.A. angegebenen Bedingungen und Fristen verbindlich.

8. Sprache, Streitigkeiten, anwendbares Recht

8.1 Eventuelle Übersetzungen der AGB sind als reine Dienstleistung zu sehen und stehen nicht über die italienische Version, die ausschließlich gültig ist.

8.2 Bei Streitigkeiten ist ausschließlich das Gericht zuständig, in dessen Bezirk die Gesellschaft ihren Sitz hat.

8.3 Falls nicht durch die vorliegenden AGB abgedeckt, werden die Kaufbeziehungen zwischen RM und Käufer durch italienisches Recht geregelt.

9. Wiederausfuhrverbot

9.1 Der Käufer darf weder unmittelbar noch mittelbar Waren, die im Rahmen oder in Verbindung mit diesem Vertrag geliefert werden und in den Anwendungsbereich der Verordnung (EU) Nr. 833/2014 des Rates sowie der Verordnung (EG) Nr. 765/2006 in ihrer jeweils geltenden Fassung fallen, in die Russische Föderation oder die Republik Belarus verkaufen, ausführen, wiederausführen, liefern oder übertragen oder zur Verwendung in der Russischen Föderation oder der Republik Belarus bereitstellen. Gleiches gilt für Waren, die für nach den Sanktionsverordnungen der Europäischen Union untersagte Zwecke verwendet werden, und/oder für Waren, die an natürliche oder juristische Personen, Einrichtungen oder Organisationen abgegeben werden, die restriktiven Maßnahmen der Europäischen Union unterliegen.

9.2 Der Käufer verpflichtet sich, alle zumutbaren Anstrengungen zu unternehmen, um sicherzustellen, dass der Zweck von Absatz 9.1 nicht durch nachgelagerte Dritte in der Handelskette, einschließlich etwaiger Wiederverkäufer, umgangen wird.

9.3 Der Käufer hat einen angemessenen Überwachungsmechanismus einzurichten und aufrechtzuerhalten, um Handlungen nachgelagerter Dritter in der Handelskette, einschließlich etwaiger Wiederverkäufer, zu ermitteln, die den Zweck von Absatz 9.1 umgehen könnten.

9.4 Jeder Verstoß gegen diese Klausel stellt eine schwerwiegende Vertragsverletzung dar und berechtigt Raccorderie Metalliche, den

9.5 Vertrag mit sofortiger Wirkung zu kündigen, unbeschadet des Anspruchs auf Ersatz sämtlicher Schäden.
Der Käufer hat Raccorderie Metalliche unverzüglich über etwaige kritische Probleme bei der Anwendung der Absätze 9.1, 9.2 oder 9.3 zu unterrichten, einschließlich etwaiger relevanter Tätigkeiten Dritter, die den Zweck von Absatz 9.1 umgehen könnten. Der Käufer hat Raccorderie Metalliche die Informationen über die Einhaltung der Verpflichtungen gemäß den Absätzen 9.1, 9.2 und 9.3 innerhalb von zwei Wochen nach einfacher Anforderung zur Verfügung zu stellen.

Conditions Générales de Vente

Ci-Après les Conditions Générales de Vente ("CGV") applicables à tous les rapports de vente entre Raccorderie Metalliche S.p.A. ("RM" ou la "Société") et les sujets qui effectuent, directement ou par l'intermédiaire d'un agent, un ordre de marchandise (les "Acheteurs" ou, individuellement, l'"Acheteur"). Toutes les CGV, y compris ces prémisses, s'entendent par conséquent, connues et acceptées par les Acheteurs, sans aucune réserve, avec l'attribution de l'ordre à RM, si les éventuelles conditions de vente prédisposées par l'Acheteur ne sont pas en contradiction. Les CGV s'appliquent aux rapports de vente dans la mesure où elles ne dérogent pas d'accords contractuels spécifiques entre RM et les Acheteurs. Pour l'interprétation et l'exécution des commandes, il faudra en outre faire référence aux clauses prévues par les conditions internationales de vente Incoterms édition 2020.

1. Commandes

1.1 Nos offres doivent être considérées liantes uniquement vis-à-vis d'une confirmation régulière d'une commande écrite ("CdC") envoyée à l'Acheteur par RM.

1.2 Les commandes requises à RM ne sont liantes qu'après la rédaction de la CdC.

1.3 RM est en droit de demander des précisions supplémentaires avant d'accepter la commande ou de la refuser à son jugement sans appel.

1.4 Les commandes de marchandise s'entendent comme passées sur la base du catalogue en vigueur. Les produits et les prix indiqués doivent dans tous les cas être considérés comme indicatifs. RM est en droit de modifier les caractéristiques techniques des produits indiqués et de revoir les prix.

2. Prix

2.1 Le prix, les modalités et les délais de paiement sont ceux indiqués dans la CdC ou dans la facture et sont liants pour l'Acheteur.

2.2 En aucun cas l'Acheteur ne pourra retarder, réduire ou suspendre le paiement. En cas de non-paiement ou de paiement partiel, l'Acheteur sera considéré en demeure sans obligation d'une mise en demeure formelle et des intérêts légaux pour retard de paiement s'appliqueront, conformément aux articles 2 point e), 4 et 5 du décret législatif du 9 octobre 2002 nº 231.

2.3 RM a toujours le droit de suspendre l'exécution de la commande dans le cas où l'acheteur n'a pas effectué les paiements relatifs aux commandes précédentes ou s'il a démontré être incapable d'effectuer le paiement. Dans ce cas, la commande pourra être effectuée uniquement contre un paiement anticipé après la présentation d'une garantie de complaisance de RM.

2.4 En cas d'augmentations du prix de la marchandise en cours de production supérieures à 5 % du prix indiqué dans le catalogue, ces montants différents seront communiqués à l'Acheteur par RM. Ces différents montants liants pour l'Acheteur, sous réserve, dans ce cas d'exercer son droit de renoncer à l'achat de la marchandise sans que l'Acheteur puisse prétendre des dommages et intérêts vis à vis de RM.

3. Transport

3.1 Sauf disposition contraire dans le contrat de vente, les produits seront livrés au client conformément à la règlementation Incoterms 2020, Ex-Works (EXW) ou FCA – à l'adresse du vendeur.

4. Livraison

4.1 Les délais de livraison sont indicatifs et non contraignants pour la Société et tout retard éventuel ne peut en aucune façon permettre à l'acheteur de résilier le contrat, annuler la commande, suspendre, réduire ou retarder le paiement du montant, ou exiger le paiement de dommages de toute nature, de quelque nature que ce soit, même sous la forme d'intérêts moratoires.

4.2 Dans tous les cas, les délais de livraison commencent à courir exclusivement à la date de la CdC. Les éventuels délais reportés dans la commande ne sont pas pris en compte.

4.3 Dans le cas où l'Acheteur aurait besoin de délais de livraison spécifiques, ceux-ci devront préalablement être fixés et pour qu'ils deviennent effectifs, ils devront être confirmés par écrit dans la CdC. Dans tous les cas, exception est faite en cas de force majeure, c'est à dire à titre purement explicatif, mais sans s'y limiter, les cas de grève, également des transporteurs, les guerres, les épidémies, les catastrophes, les actes de terrorisme, les accidents, la fermeture des frontières ou tout empêchement sur l'ordre des Autorités.

4.4 Dans le cas où la livraison devient impossible ou particulièrement excessive, RM se réserve le droit d'annuler la commande sans que l'Acheteur puisse réclamer des dommages et intérêts.

5. Réserve de propriété

5.1 RM se réserve le droit de propriété sur la marchandise jusqu'à ce que soient payés tous les montants relatifs au prix de la marchandise et au transport, y compris, à titre d'exemple mais sans s'y limiter, les frais de conditionnent et de douane, si ces derniers sont applicables.

5.2 En cas de résiliation du contrat par non-exécution de l'Acheteur, les acomptes payés resteront acquis à RM à titre d'indemnisation.

6. Réclamations

6.1 Les éventuelles réclamations pour défauts de la marchandise devront être communiquées dans les dix jours à compter de la réception de celle-ci.

6.2 Les éventuelles réclamations n'autorisent pas l'Acheteur à suspendre ou retarder le paiement dans les délais indiqués.

6.3 Dans le cas où l'Acheteur requiert la compatibilité de la marchandise pour un usage particulier, cette demande devra parvenir avec la commande et sera effective uniquement si spécifiquement confirmée par écrit dans la CdC.

7. Garantie systèmes à sertir

7.1 En ce qui concerne la garantie des systèmes à sertir, font foi les termes et les conditions exposés dans le Manuel Technique des Systèmes à Presser de Raccorderie Metalliche S.p.A.

8. Langue, Litige, Juridiction

8.1 Les éventuelles traductions des CGV ne sont fournies que pour des raisons de commodité mais l'Italien est la seule langue faisant foi.

8.2 En cas de litige, seul le Tribunal du lieu où la Société à son siège, est compétent.

8.3 Pour tout ce qui n'est pas prévu par les présentes CGV, les rapports de vente entre RM et les Acheteurs seront régis par la loi italienne.

9. Interdiction de réexportation

9.1 L'Acheteur s'interdit de vendre, exporter, réexporter, fournir ou transférer, directement ou indirectement, vers la Fédération de Russie ou la République de Biélorussie, ou en vue d'une utilisation sur le territoire de ces États, tout bien livré au titre ou en lien avec le présent Contrat qui relève du champ d'application du Règlement (UE) nº 833/2014 du Conseil et du Règlement (CE) nº 765/2006, ainsi que leurs modifications successives. L'Acheteur s'interdit également d'utiliser ces biens à des fins prohibées par les règlements de sanctions de l'Union européenne et/ou de les céder à des personnes physiques ou morales, entités ou organismes faisant l'objet de mesures restrictives de l'Union européenne.

9.2 L'Acheteur s'engage à déployer tous les efforts raisonnables afin que la finalité du paragraphe 9.1 ne soit pas contournée par des tiers situés en aval de la chaîne commerciale, y compris d'éventuels revendeurs.

9.3 L'Acheteur devra mettre en place et maintenir un mécanisme de contrôle adéquat permettant de détecter tout comportement de tiers situés en aval de la chaîne commerciale, y compris d'éventuels revendeurs, susceptible de contourner la finalité du paragraphe 9.1.

9.4 Toute violation de la présente clause constituera un manquement contractuel grave et ouvrira à Raccorderie Metalliche le droit de résilier le contrat avec effet immédiat, sans préjudice de la réparation de tout préjudice subi.

9.5 L'Acheteur devra informer immédiatement Raccorderie Metalliche de toute difficulté significative relative à l'application des paragraphes 9.1, 9.2 ou 9.3, y compris toute activité significative de tiers susceptible de contourner la finalité du paragraphe 9.1. L'Acheteur devra communiquer à Raccorderie Metalliche les informations relatives au respect des obligations visées aux paragraphes 9.1, 9.2 et 9.3 dans un délai de deux semaines à compter de la simple demande de celles-ci.

Condiciones Generales de Venta

A continuación encontrará las Condiciones Generales de Venta ("CGV") que se aplican a todas las ventas entre Raccorderie Metalliche S.p.A. (en adelante "RM" o la "Sociedad") y los sujetos que efectúan, directa o indirectamente a través de un agente, un pedido de productos (los "Compradores" o, de manera individual, el "Comprador"). Todas las CGV, incluso esta introduccón, se entienden por lo tanto conocidas y aceptadas por los Compradores, sin reserva alguna, al otorgar a RM el pedido, y prevalecen ante posibles condiciones generales redactadas por el Comprador. Las CGV se aplican a las relaciones de venta, siempre que no hayan sido derogadas por acuerdos contractuales específicos entre RM y los Compradores. Para interpretar y ejecutar los pedidos se tomarán además como referencia las clásulas previstas por los Incoterms edición de 2020.

1. Pedidos

1.1 Nuestras ofertas se considerarán vinculantes únicamente en el caso de confirmación escrita del pedido ("CdP") enviada por RM al Comprador.
1.2 Los pedidos efectuados a RM no son vinculantes si no existe la confirmación del pedido ("CdP") escrita.
1.3 RM tiene la facultad para solicitar ulteriores aclaraciones antes de aceptar el pedido o incluso para recharzarlo, en cuyo caso, su decisión es inapelable.
1.4 Los pedidos de mercancía se entienden efectuados según el catálogo vigente. Los productos y los precios que allí aparecen deben considerarse indicativos. RM tiene la facultad de modificar las características técnicas de los productos indicados y de rectificar los precios.

2. Precio

2.1 El precio, las formas y los plazos de pago son los que se indican en la CdP o en la factura y son vinculantes para el Comprador.
2.2 En ningún caso el Comprador podrá retrasar, reducir o suspender el pago. En caso de pago parcial o pago no efectuado, el Comprador será considerado moroso sin necesidad de intimación formal y se le aplicarán los intereses por mora de conformidad con los artículos 2 letra e), 4 y 5 del Decreto Legislativo del 9 de octubre de 2002 n. 231.
2.3 RM se reserva siempre la facultad de suspender la ejecución de los pedidos, en caso de que el Comprador no haya cumplido con los pagos de pedidos anteriores o haya demostrado que no puede realizar los mismos. En este caso, se podrá dar curso al pedido solo si se efectúa el pago anticipado o se presenta una garanta adecuada que cuente con el beneplácito de RM.
2.4 Si durante el proceso de venta, se produjeran aumentos de precio de la mercancía superiores al 5% del precio indicado en el catálogo, los nuevos importes serán comunicados por RM al Comprador. Dichos importes serán vinculantes para el Comprador, sin perjuicio, en este caso, de su derecho a renunciar a la compra de la mercancía, sin que por este motivo pueda exigir ninguna indemnizacón por parte de RM.

3. Transporte

3.1 A menos que se estipule lo contrario en el Contrato de venta, los productos se entregarán al cliente de acuerdo con los Incoterms 2020, Ex-Works (EXW) o FCA – stablecimiento del vendedor.

4. Entrega

4.1 Los plazos de entrega son indicativos y no son vinculantes para la Sociedad y en ningún caso el eventual retraso podrá dar derecho al Comprador para rescindir el contrato, anular el pedido, suspender, reducir o retrasar el pago del precio, así como tampoco pretender una indemnización por daños de cualquier tipo, incluso bajo forma de intereses moratorios.
4.2 De cualquier forma, los plazos de entrega se cuentan exclusivamente a partir de la fecha de la CdP. No tendrán validez los plazos indicados en el pedido.
4.3 En caso de que el Comprador necesitara determinados plazos de entrega, los mismos tendrán que pactarse previamente y para que tengan validez deberán ser confirmados por escrito en la CdP, sin perjuicio de los casos de fuerza mayor, bajo cuyo nombre se entienden, a modo de ejemplo no exhaustivo, huelgas incluso de los transportistas, guerras, epidemias, catástrofes, actos terroristas, accidentes, cierre de fronteras o impedimento por orden de las autoridades.
4.4 En caso de que la entrega sea imposible o muy difícil y costosa, RM se reserva el derecho de anular el pedido sin que el Comprador pueda exigir ningún tipo de indemnización por daños y perjuicios.

5. Reserva de Propiedad

5.1 RM se reserva el derecho de propiedad de la mercancía hasta cuando no hayan sido pagados totalmente todos los importes correspondientes al precio de la misma y al transporte, incluso a modo de ejemplo no exhaustivo los gastos de embalaje y de aduana, estos últimos siempre que correspondan.
5.2 En caso de rescisión del contrato por incumplimiento del Comprador, los pagos a cuenta que haya percibido RM serán retenidos por RM a título de indemnización.

6. Reclamaciones

6.1 Las eventuales reclamaciones por defectos de la mercancía tendrán que ser comunicadas dentro de un plazo de diez días a partir de la fecha de recepción de la misma.
6.2 Las eventuales reclamaciones no dan derecho al Comprador para que suspenda o retrase el pago dentro de los plazos estipulados.
6.3 En el caso de que el Comprador requiera la compatibilidad de la mercancía para un uso especial, dicha solicitud se deberá hacer en el pedido y tendrá valor sólo si se confirma por escrito y esplícitamente en la CdP.

7. Garantía de sistemas de prensado.

7.1 Por lo que se refiere a la garantía de los sistemas de prensado, tienen validez las condiciones y los térrminos expuestos en el Manual Técnico de Sistemas de Prensado de Raccorderie Metalliche S.p.A.

8. Lengua, Litigios, Ley aplicable

8.1 Las posibles traducciones de las CDV deben entenderse como traducciones de cortesía, que no prevalecen ante el texto en italiano que es el único que da fe.
8.2 En caso de litigios es competente en vía exclusiva el Tribunal del lugar en el que tiene su sede la Sociedad.
8.3 Todos los aspectos no previstos en estas CGV y relacionados con las relaciones de venta entre RM y los Compradores estarán regulados por la ley italiana.

9. Prohibición de reexportación

9.1 El Comprador no deberá vender, exportar ni reexportar, suministrar ni transferir, directa o indirectamente, a la Federación Rusa o a la República de Bielorrusia, ni para su uso en la Federación Rusa o en la República de Bielorrusia, ningún bien suministrado en virtud del presente Contrato o en relación con él, que esté comprendido en el ámbito de aplicación del Reglamento (UE) n.º 833/2014 del Consejo y del Reglamento (CE) n.º 765/2006, en sus versiones modificadas, o que se utilicen para fines prohibidos por los reglamentos sancionadores de la Unión Europea, y/o que sean cedidos a personas físicas o jurídicas, entidades u organismos sujetos a medidas restrictivas de la Unión Europea.

9.2 El Comprador se compromete a realizar todos los esfuerzos razonables para garantizar que la finalidad del párrafo 9.1 no sea eludida por terceros situados en eslabones posteriores de la cadena comercial, incluidos los eventuales revendedores.

9.3 El Comprador deberá establecer y mantener un mecanismo de supervisión adecuado para detectar cualquier conducta de terceros situados en eslabones posteriores de la cadena comercial, incluidos los eventuales revendedores, que pueda eludir la finalidad del párrafo 9.1.

9.4 Cualquier incumplimiento de la presente cláusula constituirá incumplimiento contractual grave y facultará a Raccorderie Metalliche para resolver el contrato con efecto inmediato, sin perjuicio de la indemnización por todos los daños.

9.5 El Comprador deberá informar de inmediato a Raccorderie Metalliche de cualquier incidencia en la aplicación de los párrafos 9.1, 9.2 o 9.3, incluidas las eventuales actividades relevantes de terceros que puedan eludir la finalidad del párrafo 9.1. El Comprador deberá poner a disposición de Raccorderie Metalliche la información relativa al cumplimiento de las obligaciones previstas en los párrafos 9.1, 9.2 y 9.3 en un plazo de dos semanas desde la mera solicitud de dicha información.

Indice analitico / Index

(Codice articolo/item code -> pagina/page)

089102316P 374
101000001 571
103100001 565
103100002 565
103100121 565
103100122 565
103100141 565
103100142 565
103100181 565
103100182 565
103100341 565
103100342 565
103100381 565
103100382 565
104102000 570
104102001 570
104102141 570
104102181 570
104102381 570
105100102 567
105100102V 567
105100102Z 568
105100308 567
105100308T 567
105102000 569
105114102 568
105114308 568
10610012MS 569
10610038MS 569
109100001 566
109100002 566
109100121 566
109100122 566
109100141 566
109100142 566
109100341 566
109100342 566
109100381 566
109100382 566
114015200 28, 111, 244
114018200 28, 111, 244
114022200 28, 111, 244
114028200 28, 111, 244
114035200 28, 111, 244
114042200 28, 111, 244
114054200 28, 111, 244
114076200 28, 121
114088200 28, 121
114108200 28, 121
11501225N 301
11501425N 301
11501525GH 213, 301
11501525N 213, 301
11501525R 214
11501525V 214, 302
11501625N 301
11501825GH 213, 301
11501825N 213, 301
11501825R 214
11501825V 214, 302
11502230GH 213, 301
11502230N 213, 301
11502230R 214
11502230V 214, 302
11502830GH 213, 301
11502830N 213, 301
11502830R 214
11502830V 214, 302
11503530GH 213, 301
11503530N 213, 301
11503530R 214
11503530V 214, 302
11504240N 213
11504240R 214
11504240V 214
11504242GH 301
11504242GHM 213
11504250N 301
11504250V 302
11505430N 301
11505440GH 213, 301
11505440N 213
11505440R 214
11505440V 214, 302
11507670GM 213
11507770NM 213
11507770R 214
11507770VM 214
11508870GM 213
11509070NM 213
11509070R 214
11509070VM 214
11510809GM 213
11510909NM 213
11510909VM 214
11510990R 214
115139100N 213
115139100V 214
115168100N 213
115168100V 214
115183051E 215, 302
115183051F 216, 303
115183054E 215, 302
115183054F 216, 303
115183112E 215, 302
115183112F 216, 303
115183112H 215
115183134E 215, 302
115183134F 216, 303
115183154E 215
115183154F 216
115183200E 215, 302
115183200F 216, 303
115183200H 215
115183212H 215
115183242E 215, 302
115183242F 216, 303
115183254E 215, 302
115183254F 216, 303
115183540E 215, 302
115183540F 216, 303
115683100E 215, 302
115683100F 216, 303
115683100H 215
115683102E 215, 302
115683102F 216, 303
115683102H 215
115683112E 215, 302
115683114E 215, 302
115683114F 216, 303
115683114H 215
115683134E 215
115683192E 302
115683304E 215, 302
115683304F 216, 303
115683304H 215
115683308E 302
116000000 209
116000003 209
116000006 211
116000011 209
116000012 209
116000016 211
116000018 210
116000026 211
116000028 210
116000036 211
116000038 210
116000048 210
116000058 211
116000078 210
116015030 27, 225
116015200 25, 74, 110, 224
116015203 26
116015300 26, 74, 94, 110, 224
116018030 27, 225
116018200 25, 74, 110, 224
116018203 26
116018300 26, 74, 94, 110, 224
116022030 27, 225
116022200 25, 74, 110, 224
116022203 26
116022300 26, 74, 94, 110, 224
116028030 27, 225
116028200 25, 74, 110, 224
116028203 26
116028300 26, 74, 94, 110, 224
116035030 27, 225
116035200 25, 74, 110, 224
116035203 26
116035300 26, 74, 94, 110, 224
116042030 27, 225
116042200 25, 74, 110, 224
116042203 26
116042300 26, 74, 94, 110, 224
116054030 27, 225
116054200 25, 74, 110, 224
116054203 26
116054300 26, 74, 94, 110, 224
116076007 211
116076200 25, 74
116076203 26
116076300 26, 74, 94
116088007 211
116088200 25, 74
116088203 26
116088300 26, 74, 94
116108007 211
116108200 25, 74
116108203 26
116108300 26, 74, 94
116139200 25
116139260 25
116168200 25
116168260 25
120234000K 552
120234235K 552, 553
120235000K 553
120236004K 549
121100316 376
121102316 376
121104316 376
121108316 376
121112316 376
121114316 376
121200316 376
121212316 376
121300316 376
121304316 376
121308316 376
121400316 376
122100316 377
122102316 377
122104316 377
122108316 377
122112316 377
122114316 377
122200316 377
122212316 377
122300316 377
122304316 377
122308316 377
122400316 377
131100316 377
131102316 377
131104316 377
131108316 377
131112316 377
131114316 377
131200316 377
131212316 377
131300316 377
131304316 377
131308316 377
131400316 377
132100102 378
132100304 378
132102308 378
132104108 378
132112100 378
132112102 378
132112114 378
132112304 378
132114100 378
132114102 378
132114304 378
132200100 378
132200102 378
132200112 378
132200114 378
132200304 378
132304102 378
132308104 378
140100102 378
140100304 378
140102308 378
140108104 378
140112100 378
140112114 378
140114100 378
140114102 378
140114304 378
140200100 378
140200112 378
140200114 378
140304102 378
140308104 378
141100102 379
141100304 379
141102104 379
141102308 379
141104108 379
141112100 379
141112102 379
141112114 379
141112304 379
141114100 379
141114102 379
141114304 379
141200100 379
141200112 379
141200114 379
141212100 379
141212112 379
141212114 379
141212200 379
141300200 379
141300212 379
141304102 379
141304104 379
141304308 379
141308104 379
141308108 379
141400200 379
141400212 379
141400300 379
145100102 380
145100304 380
145102104 380
145102308 380
145104108 380
145112100 380
145112114 380
145112304 380
145114100 380
145114102 380
145114304 380
145200100 380
145200112 380
145200114 380
145212100 380
145212112 380
145212114 380
145212200 380
145300200 380
145300212 380
145304102 380
145304104 380
145304308 380
145308104 380
145308108 380
145400200 380
145400212 380
145400300 380
146100100 381
146100304 381
146102102 381
146102308 381
146104104 381
146104108 381
146112112 381
146112114 381
146114100 381
146114114 381
146200112 381
146200200 381
146304102 381
146304304 381
146308104 381
146308308 381
155054304 407, 535
155100304 407, 535
155102304 407, 535
155112304 407, 535
155114304 407, 535
155200304 407, 535
155212304 407, 535
155300304 407, 535
155304304 407, 535
155308304 407, 535
155312304 407, 535
155400304 407, 535
155500304 407, 535
155600304 407, 535
155800304 407, 535
156015304 29, 226, 408, 536
1560200316 409, 537
156054304 29, 226, 408, 536
156054316 409, 537
156054316G 410, 538
156070316 409, 537
156070316G 410, 538
156100304 29, 226, 408, 536
156100304G 29, 177, 226, 408, 536
156100316 409, 537
156100316G 410, 538
156102304 29, 226, 408, 536
156102304G 29, 177, 226, 408, 536
156102316 409, 537
156102316G 410, 538
156108304 29, 408, 536
156108316 409, 537
156108316G 29, 177, 410, 538
156112304 408, 536
156112304G 29, 177, 226, 340, 408, 536
156112316 409, 537
156112316G 410, 538
156114304 29, 226, 408, 536
156114304G 29, 177, 226, 340, 408, 536
156114316 409, 537
156114316G 410, 538
156125316 409, 537
156125316G 410, 538
156150304G 29, 177, 226, 408, 536
156160316 409, 537
156160316G 410, 538
156200304 408, 536
156200304G 408, 536
156200316 409, 537
156200316G 410, 538
156212304 29, 408, 536
156212304G 29, 177, 340, 408, 536
156212316 409, 537
156212316G 410, 538
156300304 29, 408, 536
156300304G 29, 177, 340, 408, 536
156300316 409, 537
156300316G 410, 538
156304304 29, 226, 408, 536
156304304G 29, 177, 226, 408, 536
156304316 409, 537
156304316G 410, 538
156308304 29, 226, 408, 536
156308304G 29, 177, 226, 408, 536
156308316 409, 537
156308316G 410, 538
156312304 408, 536
156312316 409, 537
156312316G 340, 410, 538
156400304 408, 536
156400304G 408, 536
156400316 409, 537
156400316G 410, 538
156500304 408, 536
156500316 30, 409, 537
156500316G 30, 340, 410, 538
156600304 408, 536
156600316 30, 409, 537
156600316G 30, 340, 410, 538
156800304 408, 536
157027000 411, 539
157030000 411, 539
157032000 412, 540
157041000 412, 540
157041001 413, 541
158212045 416, 544
158212090 416, 544
158215008 416, 544
158215010 416, 544
158216008 416, 544
158216008K 407, 535
158216010 416, 544
158216010K 407, 535
158218008 417, 545
158218010 417, 545
158219008 416, 544
158219010 416, 544
158220008 417, 545
158220010 417, 545
158263008 417, 545
158263010 417, 545
158264008 417, 545
158264010 417, 545
1590038304 418, 546
1590054304 418, 546
1590065304 418, 546
1590070304 418, 546
1590084304 418, 546
1590104304 418, 546
1590129304 418, 546
1590154304 418, 546
1590204304 418, 546
1590254304 418, 546
1590304304 418, 546
1590354304 418, 546
1591000304 418, 546
159100304 418, 546
159102304 418, 546
159112304 418, 546
159114304 418, 546
159200304 418, 546
159212304 418, 546
159300304 418, 546
159304304 418, 546
159308304 418, 546
159400304 418, 546
159500304 418, 546
159600304 418, 546
159800304 418, 546
168100316 382
168102316 382
168104316 382
168108316 382
168112316 382
168114316 382
168200316 382
168212316 382
168300316 382
168304316 382
168308316 382
168400316 382
171076035 64
171088042 64
171108054 64
174114337 347
174114424 347
174114483 347
174114603 347
174114761 347
174114889 347
174139101 347
174139114 348
174139603 347
174139761 347
174139889 347
174168114 348
174168139 348
174168603 348
174168761 348
174168889 348
174219114 348
174219139 348
174219168 348
174219889 348
174269172 347
174269213 347
174273139 348
174273168 348
174273219 348
174337172 347
174337213 347
174337269 347
174424213 347
174424269 347
174424337 347
174483213 347
174483269 347
174483337 347
174483424 347
174603213 347
174603269 347
174603337 347
174603424 347
174603483 347
174761269 347
174761337 347
174761424 347
174761483 347
174761603 347
174889337 347
174889424 347
174889483 347
174889603 347
174889761 347
176114337 349
176114424 349
176114483 349
176114603 349
176114761 349
176114889 349
176139101 349
176139114 350
176139603 349
176139761 349
176139889 349
176168114 350
176168139 350
176168603 350
176168761 350
176168889 350
176219114 350
176219139 350
176219168 350
176219889 350
176269172 349
176269213 349
176273139 350
176273168 350
176273219 350
176337172 349
176337213 349
176337269 349
176424213 349
176424269 349
176424337 349
176483213 349
176483269 349
176483337 349
176483424 349
176603213 349
176603269 349
176603337 349
176603424 349

176603483	349
176761269	349
176761337	349
176761424	349
176761483	349
176761603	349
176889337	349
176889424	349
176889483	349
176889603	349
176889761	349
177114304	370
177114316	370
177139304	370
177139316	370
177168304	370
177168316	370
177172304	370
177172316	370
177213304	370
177213316	370
177219304	370
177219316	370
177269304	370
177269316	370
177337304	370
177337316	370
177424304	370
177424316	370
177483304	370
177483316	370
177603304	370
177603316	370
177761304	370
177761316	370
177889304	370
177889316	370
178015316	57,118
178018316	57,118
178022316	57,118
178028316	57,118
179015000	57,236
179015000NW	251
179015001	63
179018000	57,236
179018000NW	251
179018001	63
179022000	57,236
179022001	63
179028000	57,236
179028001	63
179035001	63
179042001	63
179054001	63
179076001	63
179088001	63
179108001	63
180100316	382
180102316	382
180104316	382
180108316	382
180112316	382
180114316	382
180200316	382
180212316	382
180300316	382
180304316	382
180308316	382
180400316	382
181015150	31
181015151	31
181015300	32
181015301	32
181015450C	33
181015450CG	75
181015450CHT	97
181015450CST	112
181015450CU	227
181015450CUNW	245
181015451C	33
181015451CG	75
181015451CHT	97
181015451CST	112
181015451CU	227
181015451CUNW	245
181015600	34
181015601	34
181015900C	35
181015900CG	76
181015900CHT	99
181015900CST	113
181015900CU	228
181015900CUNW	246
181015901C	35
181015901CG	76
181015901CHT	99
181015901CST	113
181015901CU	228
181015901CUNW	246
181018150	31
181018150HT	95
181018300	32
181018300HT	96
181018450C	33

181018450CG	75
181018450CHT	97
181018450CST	112
181018450CU	227
181018450CUNW	245
181018451C	33
181018451CG	75
181018451CHT	97
181018451CST	112
181018451CU	227
181018451CUNW	245
181018600	34
181018601	34
181018900C	35
181018900CG	76
181018900CHT	99
181018900CST	113
181018900CU	228
181018900CUNW	246
181018901C	35
181018901CG	76
181018901CHT	99
181018901CST	113
181018901CU	228
181018901CUNW	246
181022150	31
181022151	31
181022300	32
181022300HT	96
181022301	32
181022450C	33
181022450CG	75
181022450CHT	97
181022450CST	112
181022450CU	227
181022450CUNW	245
181022451C	33
181022451CG	75
181022451CHT	97
181022451CST	112
181022451CU	227
181022451CUNW	245
181022600	34
181022600HT	98
181022601	34
181022900C	35
181022900CG	76
181022900CHT	99
181022900CST	113
181022900CU	228
181022900CUNW	246
181022901C	35
181022901CG	76
181022901CHT	99
181022901CST	113
181022901CU	228
181022901CUNW	246
181028150	31
181028151	31
181028300	32
181028300HT	96
181028301	32
181028450C	33
181028450CG	75
181028450CHT	97
181028450CST	112
181028450CU	227
181028450CUNW	245
181028451C	33
181028451CG	75
181028451CHT	97
181028451CST	112
181028451CU	227
181028451CUNW	245
181028600	34
181028600HT	98
181028601	34
181028601HT	98
181028900C	35
181028900CG	76
181028900CHT	99
181028900CST	113
181028900CU	228
181028900CUNW	246
181028901C	35
181028901CG	76
181028901CHT	99
181028901CST	113
181028901CU	228
181028901CUNW	246
181035150	31
181035151	31
181035300	32
181035300HT	96
181035301	32
181035450	33
181035450G	75
181035450HT	97
181035450ST	112
181035450U	227
181035450UNW	245
181035451	33
181035451G	75
181035451HT	97

181035451ST	112
181035451U	227
181035451UNW	245
181035600	34
181035600HT	98
181035601	34
181035900	35
181035900G	76
181035900HT	99
181035900ST	113
181035900U	228
181035900UNW	246
181035901	35
181035901G	76
181035901HT	99
181035901ST	113
181035901U	228
181035901UNW	246
181042150	31
181042150HT	95
181042151	31
181042151HT	95
181042300	32
181042300HT	96
181042301	32
181042450	33
181042450G	75
181042450HT	97
181042450ST	112
181042450U	227
181042450UNW	245
181042451	33
181042451G	75
181042451HT	97
181042451ST	112
181042451U	227
181042451UNW	245
181042600	34
181042600HT	98
181042601	34
181042900	35
181042900G	76
181042900HT	99
181042900ST	113
181042900U	228
181042900UNW	246
181042901	35
181042901G	76
181042901HT	99
181042901ST	113
181042901U	228
181042901UNW	246
181054150	31
181054150HT	95
181054151	31
181054151HT	95
181054300	32
181054300HT	96
181054301	32
181054301HT	96
181054450	33
181054450G	75
181054450HT	97
181054450ST	112
181054450U	227
181054450UNW	245
181054451	33
181054451G	75
181054451HT	97
181054451ST	112
181054451U	227
181054451UNW	245
181054600	34
181054600HT	98
181054601	34
181054900	35
181054900G	76
181054900HT	99
181054900ST	113
181054900U	228
181054900UNW	246
181054901	35
181054901G	76
181054901HT	99
181054901ST	113
181054901U	228
181054901UNW	246
181076150C	31
181076150CHT	95
181076151C	31
181076300	32
181076300HT	96
181076301	32
181076301HT	96
181076450	33
181076450G	75
181076450HT	97
181076450NW	121
181076451	33
181076451G	75
181076451HT	97
181076451NW	121
181076600	34
181076601	34

181076900	35
181076900G	76
181076900HT	99
181076900NW	122
181076901	35
181076901G	76
181076901HT	99
181076901NW	122
181088150C	31
181088150CHT	95
181088151C	31
181088151CHT	95
181088300	32
181088300HT	96
181088301	32
181088301HT	96
181088450	33
181088450G	75
181088450HT	97
181088450NW	121
181088451	33
181088451G	75
181088451HT	97
181088451NW	121
181088600	34
181088600HT	98
181088601	34
181088900	35
181088900G	76
181088900HT	99
181088900NW	122
181088901	35
181088901G	76
181088901HT	99
181088901NW	122
181108150C	31
181108151C	31
181108151CHT	95
181108300	32
181108300HT	96
181108301	32
181108301HT	96
181108450	33
181108450G	75
181108450HT	97
181108450NW	121
181108451	33
181108451G	75
181108451HT	97
181108451NW	121
181108600	34
181108601	34
181108900	35
181108900G	76
181108900HT	99
181108900NW	122
181108901	35
181108901G	76
181108901HT	99
181108901NW	122
181139450	33
181139451	33
181139900	35
181139901	35
181168450	33
181168451	33
181168900	35
181168901	35
182015000	39
182015000G	78
182015000HT	100
182015000ST	114
182015000U	231
182015000UNW	248
182018000	39
182018000G	78
182018000HT	100
182018000ST	114
182018000U	231
182018000UNW	248
182022000	39
182022000G	78
182022000HT	100
182022000ST	114
182022000U	231
182022000UNW	248
182028000	39
182028000G	78
182028000HT	100
182028000ST	114
182028000U	231
182028000UNW	248
182035000	39
182035000G	78
182035000HT	100
182035000ST	114
182035000U	231
182035000UNW	248
182042000	39
182042000G	78
182042000HT	100
182042000ST	114
182042000U	231
182042000UNW	248

182054000	39
182054000G	78
182054000HT	100
182054000ST	114
182054000U	231
182054000UNW	248
182076000	39
182076000G	78
182076000HT	100
182076000NW	122
182088000	39
182088000G	78
182088000HT	100
182088000NW	122
182108000	39
182108000G	78
182108000HT	100
182108000NW	122
182139000	39
182168000	39
183015000	43
183015000G	81
183015000HT	102
183015000ST	115
183015000U	234
183015000UNW	250
183015001	43
183015001G	81
183015001U	234
183015001UNW	250
183015002	44
183015002G	82
183015002U	235
183015002UNW	251
183015003	45
183015003G	82
183015003HT	102
183015003ST	116
183015003U	235
183015003UNW	251
183015012	44
183015012G	82
183015012U	235
183015020GD	90
183015102GD	90
183015304GP	90
183015708GP	90
183018000	43
183018000G	81
183018000HT	102
183018000ST	115
183018000U	234
183018000UNW	250
183018001	43
183018001G	81
183018001U	234
183018001UNW	250
183018002	44
183018002G	82
183018002U	235
183018002UNW	251
183018003	45
183018003G	82
183018003HT	102
183018003ST	116
183018003U	235
183018003UNW	251
183018012	44
183018012G	82
183018012U	235
183018012UNW	251
183018102GD	90
183018304GD	90
183018304GP	90
183018708GC	91
183018708GCP	91
183018708GD	90
183018708GP	90
183022000	43
183022000G	81
183022000HT	102
183022000ST	115
183022000U	234
183022000UNW	250
183022001	43
183022001G	81
183022001U	234
183022001UNW	250
183022002	44
183022002G	82
183022002U	235
183022002UNW	251
183022003	45
183022003G	82
183022003HT	102
183022003ST	116
183022003U	235
183022003UNW	251
183022012	44
183022012G	82
183022012U	235
183022012UNW	251
183022304GD	90
183022304GP	90

183022708GC	91
183022708GCP	91
183022708GDA	90
183022708GP	90
183028000	43
183028000G	81
183028000HT	102
183028000ST	115
183028000U	234
183028000UNW	250
183028001	43
183028001G	81
183028001U	234
183028001UNW	250
183028002	44
183028002G	82
183028002U	235
183028002UNW	251
183028003	45
183028003G	82
183028003HT	102
183028003ST	116
183028003U	235
183028003UNW	251
183028012	44
183028012G	82
183028012U	235
183028012UNW	251
183028022	44
183028100GD	90
183028708GDA	90
183035000	43
183035000G	81
183035000HT	102
183035000ST	115
183035000U	234
183035000UNW	250
183035001	43
183035001G	81
183035001U	234
183035001UNW	250
183035002	44
183035002G	82
183035002U	235
183035002UNW	251
183035003	45
183035003G	82
183035003HT	102
183035003ST	116
183035003U	235
183035003UNW	251
183035012	44
183035012G	82
183035114GD	90
183042000	43
183042000G	81
183042000HT	102
183042000ST	115
183042000U	234
183042000UNW	250
183042001	43
183042001G	81
183042001U	234
183042001UNW	250
183042002	44
183042002G	82
183042003	45
183042003G	82
183042003HT	102
183042003ST	116
183042003U	235
183042003UNW	251
183042012	44
183042012G	82
183042012U	235
183042022	44
183042022G	82
183042112GD	90
183054000	43
183054000G	81
183054000HT	102
183054000ST	115
183054000U	234
183054000UNW	250
183054001	43
183054001G	81
183054001U	234
183054001UNW	250
183054002	44
183054002G	82
183054003	45
183054003G	82
183054003HT	102
183054003ST	116
183054003U	235
183054003UNW	251
183054012	44
183054012G	82
183054012U	235
183054022	44
183054022G	82
183054200GD	90
183076000	43
183076000G	81

RIMI RACCORDERIE METALLICHE

183076000HT 102
183076000NW 124
183076001 43
183076001G 81
183076001NW 124
183076003 45
183076003G 82
183076003NW 124
183088000 43
183088000G 81
183088000HT 102
183088000NW 124
183088001 43
183088001G 81
183088001NW 124
183088003 45
183088003G 82
183088003NW 124
183108000 43
183108000G 81
183108000NW 124
183108001 43
183108001G 81
183108001NW 124
183108003 45
183108003G 82
183108003NW 124
183139000 43
183139003 45
183168000 43
183168003 45
184015000 53
184015001 53
184015001U 239
184015001UNW 254
184015002 54
184015002G 87
184015002I 55
184015002IG 88
184015002IU 241
184015002U 240
184015002UNW 255
184015003 54
184015003G 87
184015003I 55
184015003IG 88
184015003IU 241
184015003U 240
184015003UNW 255
184015012I 55
184015013I 55
184018000 53
184018001 53
184018001HT 104
184018001U 239
184018001UNW 254
184018002 54
184018002G 87
184018002I 55
184018002IG 88
184018002IU 241
184018002U 240
184018002UNW 255
184018003 54
184018003G 87
184018003I 55
184018003IG 88
184018003IU 241
184018003U 240
184018003UNW 255
184018012I 55
184018013I 55
184022000 53
184022001 53
184022001U 239
184022001UNW 254
184022002 54
184022002G 87
184022002I 55
184022002IG 88
184022002IU 241
184022002U 240
184022002UNW 255
184022003 54
184022003G 87
184022003I 55
184022003IG 88
184022003IU 241
184022003U 240
184022003UNW 255
184022012I 55
184022013I 55
184022022I 55
184022122 54
184022122G 87
184022123 54
184022123G 87
184028000 53
184028001 53
184028001U 239
184028001UNW 254
184028002 54
184028002G 87
184028002I 55
184028002IG 88
184028002IU 241
184028002U 240
184028002UNW 255
184028003 54
184028003G 87
184028003I 55
184028003IG 88
184028003IHT 105
184028003IU 241
184028003U 240
184028003UNW 255
184028342 54
184028342G 87
184028343 54
184028343G 87
184035000 53
184035001 53
184035001U 239
184035001UNW 254
184035002 54
184035002G 87
184035002I 55
184035002IG 88
184035002IU 241
184035002U 240
184035002UNW 255
184035003 54
184035003G 87
184035003I 55
184035003IG 88
184035003IU 241
184035003U 240
184035003UNW 255
184042000 53
184042001 53
184042001U 239
184042001UNW 254
184042002 54
184042002G 87
184042002I 55
184042002IU 241
184042002U 240
184042002UNW 255
184042003 54
184042003G 87
184042003I 55
184042003IU 241
184042003U 240
184042003UNW 255
184054000 53
184054001 53
184054001U 239
184054001UNW 254
184054002 54
184054002G 87
184054002I 55
184054002IU 241
184054002U 240
184054002UNW 255
184054003 54
184054003G 87
184054003I 55
184054003IU 241
184054003U 240
184054003UNW 255
185000C0NG 89
185100122G 83
185100128G 83
185102015 45
185102015G 83
185102015M 46
185102015U 236
185102018 45
185102018G 83
185102018M 46
185102018U 236
185102022U 236
185102115 46
185102115M 47
185102118 46
185102118M 47
185102315 47
185102315U 236
185102318 47
185102318U 236
185102322 47
185102322U 236
185304022 45
185304022G 83
185304022M 46
185304022U 236
185304122 46
185304122M 47
185304218 46
186042134R 38
186054238R 38
186100028C 38
186100028CU 230
186100028CUNW 247
186100035 38
186102015C 38
186102015CU 230
186102015CUNW 247
186102015FCU 230
186102018C 38
186102018CU 230
186102018CUNW 247
186112042 38
186114035 38
186114042 38
186200054 38
186304018FCU 230
186304022C 38
186304022CU 230
186304022CUNW 247
187015000R 48
187018000R 48
187022000R 48
187028000R 48
187035000R 48
187042000R 48
187042000RHT 103
187054000R 48
187054000RHT 103
187076000R 48
187088000R 48
187100022 49
187100022G 84
187100022HT 103
187100022ST 116
187100022U 237
187100022UNW 252
187100028 49
187100028G 84
187100028HT 103
187100028ST 116
187100028U 237
187100028UNW 252
187100035 49
187100035G 84
187100035U 237
187100035UNW 252
187100028NPT 50
187102015 49
187102015G 84
187102015HT 103
187102015ST 116
187102015U 237
187102015UNW 252
187102018 49
187102018G 84
187102018HT 103
187102018ST 116
187102018U 237
187102018UNW 252
187102022 49
187102022G 84
187102022HT 103
187102022ST 116
187102022U 237
187102022UNW 252
187102028 49
187102215NPT 50
187102218NPT 50
187108000R 48
187108000RHT 103
187112035 49
187112035G 84
187112035U 237
187112035UNW 252
187112042 49
187112042G 84
187112042HT 103
187112042ST 116
187112042U 237
187112042UNW 252
187112054 49
187112054G 84
187112054HT 103
187112054U 237
187112054UNW 252
1871242NPT 50
187114028 49
187114028G 84
187114028U 237
187114028UNW 252
187114035 49
187114035G 84
187114035HT 103
187114035ST 116
187114035U 237
187114035UNW 252
187114042 49
187114042G 84
187114042HT 103
187114042U 237
187114042UNW 252
1871435NPT 50
187139000R 48
187168000R 48
187200054 49
187200054G 84
187200054HT 103
187200054ST 116
187200054U 237
187200054UNW 252
187200054NPT 50
187212076 49
187212076G 84
187212076NW 125
187300088 49
187300088G 84
187300088NW 125
187304015 49
187304015G 84
187304015U 237
187304015UNW 252
187304018 49
187304018G 84
187304018U 237
187304018UNW 252
187304022 49
187304022G 84
187304022HT 103
187304022ST 116
187304022U 237
187304022UNW 252
187304028 49
187304028G 84
187304028HT 103
187304028ST 116
187304028U 237
187304028UNW 252
18730422NPT 50
187308015 49
187308015G 84
187308015HT 103
18730815NPT 50
187400108 49
187400108G 84
187400108NW 125
188028022 42
188028022G 78
188035022 42
188035022G 78
188035028 42
188035028G 78
188042028 42
188042028G 78
188054028 42
188054028G 78
188054028HT 101
189100028 40
189100028U 231
189100028UNW 248
189100035 40
189100035HT 100
189100035ST 114
189100042 40
189100042HT 100
189100042ST 114
189100076 40
189100139 40
189100168 40
189102015 40
189102015G 79
189102015HT 100
189102015M 39
189102015ST 114
189102015U 231
189102015UNW 248
189102018 40
189102018G 79
189102018HT 100
189102018ST 114
189102018U 231
189102018UNW 248
189102022 40
189102022G 79
189102022HT 100
189102022MF 39
189102022ST 114
189102022U 231
189102022UNW 248
189102028 40
189102028G 79
189102028HT 100
189102028ST 114
189102028U 231
189102028UNW 248
189102035 40
189102035G 79
189102035HT 100
189102035U 231
189102035UNW 248
189102042 40
189102042G 79
189102042HT 100
189102042U 231
189102042UNW 248
189102054 40
189102054G 79
189102054HT 100
189102054U 231
189102054UNW 248
189200054 40
189200054G 79
189200054HT 100
189200054ST 114
189200076 40
189200076G 79
189200076NW 123
189200088 40
189200088G 79
189200088NW 123
189200108 40
189200108G 79
189200108NW 123
189200139 40
189200168 40
189304018 40
189304018G 79
189304018U 231
189304022 40
189304022G 79
189304022HT 100
189304022ST 114
189304022U 231
189304022UNW 248
189304028 40
189304028G 79
189304028HT 100
189304028ST 114
189304028U 231
189304028UNW 248
189304035 40
189304035G 79
189304042 40
189304042G 79
189304054 40
189304054G 79
189304054HT 100
189304076 40
189304076G 79
189304076HT 100
189304076NW 123
189304088 40
189304088G 79
189304088NW 123
189304108 40
189304108G 79
189304108NW 123
190100022 50
190100022G 85
190100022U 238
190100022UNW 253
190100028 50
190100028G 85
190100028HT 104
190100028ST 117
190100028U 238
190100028UNW 253
190100035 50
190100035G 85
190100035U 238
190100035UNW 253
19010028NPT 51
190102015 50
190102015G 85
190102015HT 104
190102015ST 117
190102015U 238
190102015UNW 253
190102018 50
190102018G 85
190102018HT 104
190102018ST 117
190102018U 238
190102018UNW 253
190102022 50
190102022G 85
190102022U 238
190102022UNW 253
190102028 50
190102028HT 104
19010215NPT 51
19010218NPT 51
190112035 50
190112035G 85
190112042 50
190112042G 85
190112042HT 104
190112042ST 117
190112042U 238
190112042UNW 253
190112054 50
190112054G 85
190112054U 238
190112054UNW 253
19011242NPT 51
190114028 50
190114028G 85
190114028U 238
190114028UNW 253
190114035 50
190114035G 85
190114035HT 104
190114035ST 117
190114035U 238
190114035UNW 253
190114042 50
190114042G 85
190114042U 238
190114042UNW 253
19011435NPT 51
190200054 50
190200054G 85
190200054HT 104
190200054ST 117
190200054U 238
190200054UNW 253
19020054NPT 51
190304015 50
190304015G 85
190304015U 238
190304015UNW 253
190304018 50
190304018G 85
190304018U 238
190304018UNW 253
190304022 50
190304022G 85
190304022HT 104
190304022ST 117
190304022U 238
190304022UNW 253
190304028 50
190304028G 85
190304028HT 104
190304028ST 117
190304028U 238
190304028UNW 253
19030422NPT 51
191018015 56
191018015G 89
191018015HT 105
191018015ST 117
191018015U 242
191018015UNW 256
191022015 56
191022015G 89
191022015U 242
191022015UNW 256
191022018 56
191022018G 89
191022018HT 105
191022018ST 117
191022018U 242
191022018UNW 256
191028015 56
191028015G 89
191028015HT 105
191028015U 242
191028015UNW 256
191028018 56
191028018G 89
191028018HT 105
191028018U 242
191028018UNW 256
191028022 56
191028022G 89
191028022HT 105
191028022ST 117
191028022U 242
191028022UNW 256
191035015 56
191035015G 89
191035015U 242
191035015UNW 256
191035018 56
191035018G 89
191035018HT 105
191035018U 242
191035018UNW 256
191035022 56
191035022G 89
191035022HT 105
191035022U 242
191035022UNW 256
191035028 56
191035028G 89
191035028HT 105
191035028ST 117
191035028U 242
191035028UNW 256
191042015 56
191042015G 89
191042018 56
191042018G 89
191042018HT 105
191042022 56
191042022G 89
191042022U 242
191042022UNW 256
191042028 56
191042028EST 118
191042028G 89
191042028HT 105
191042028ST 117
191042028U 242
191042028UNW 256
191042035 56
191042035G 89
191042035HT 105
191042035ST 117
191042035U 242
191042035UNW 256
191054015 56

191054015G	89
191054018	56
191054018G	89
191054018HT	105
191054022	56
191054022G	89
191054028	56
191054028EST	118
191054028G	89
191054028U	242
191054028UNW	256
191054035	56
191054035EST	118
191054035G	89
191054035HT	105
191054035U	242
191054035UNW	256
191054042	56
191054042G	89
191054042HT	105
191054042ST	117
191054042U	242
191054042UNW	256
191076042	56
191076042HT	105
191076042U	242
191076042UNW	125,256
191076054	56
191076054G	89
191076054HT	105
191076054U	242
191076054UNW	125,256
191088054	56
191088054G	89
191088054HT	105
191088054U	242
191088054UNW	125,256
191088076	56
191088076G	89
191088076HT	105
191088076NW	125
191108054	56
191108054G	89
191108054HT	105
191108054U	242
191108054UNW	125,256
191108076	56
191108076G	89
191108076HT	105
191108076NW	125
191108088	56
191108088G	89
191108088NW	125
191139076	56
191139088	56
191139108	56
191168076	56
191168088	56
191168108	56
191168139	56
192018015	41
192018015G	80
192018015HT	101
192018015ST	115
192018015U	232
192018015UNW	249
192022015	41
192022015G	80
192022015HT	101
192022015U	232
192022015UNW	249
192022018	41
192022018G	80
192022018HT	101
192022018ST	115
192022018U	232
192022018UNW	249
192028015	41
192028015G	80
192028015U	232
192028015UNW	249
192028018	41
192028018G	80
192028018HT	101
192028018U	232
192028018UNW	249
192028022	41
192028022G	80
192028022HT	101
192028022ST	115
192028022U	232
192028022UNW	249
192035015	41
192035015G	80
192035015U	232
192035015UNW	249
192035018	41
192035018G	80
192035018HT	101
192035018U	232
192035018UNW	249
192035022	41
192035022G	80
192035022HT	101

192035022ST	115
192035022U	232
192035022UNW	249
192035028	41
192035028G	80
192035028HT	101
192035028ST	115
192035028U	232
192035028UNW	249
192042018	41
192042018HT	101
192042018U	232
192042018UNW	249
192042022	41
192042022G	80
192042022HT	101
192042022U	232
192042022UNW	249
192042028	41
192042028G	80
192042028HT	101
192042028ST	115
192042028U	232
192042028UNW	249
192042035	41
192042035G	80
192042035HT	101
192042035ST	115
192042035U	232
192042035UNW	249
192054018	41
192054018HT	101
192054022	41
192054022G	80
192054022U	232
192054022UNW	249
192054028	41
192054028G	80
192054028HT	101
192054028U	232
192054028UNW	249
192054035	41
192054035G	80
192054035HT	101
192054035ST	115
192054035U	232
192054035UNW	249
192054042	41
192054042G	80
192054042HT	101
192054042ST	115
192054042U	232
192054042UNW	249
192076022	41
192076022HT	101
192076022U	233
192076028	41
192076028HT	101
192076028U	233
192076028UNW	123,249
192076035	41
192076035U	233
192076035UNW	123,249
192076042	41
192076042HT	101
192076042U	233
192076042UNW	123,249
192076054	41
192076054G	80
192076054HT	101
192076054U	233
192076054UNW	123,249
192088022	41
192088022U	233
192088028	41
192088028G	80
192088028U	233
192088028UNW	123,249
192088035	41
192088035U	233
192088042	41
192088042U	233
192088054	41
192088054G	80
192088054HT	101
192088054U	233
192088054UNW	123,249
192088076	41
192088076G	80
192088076NW	123
192108022	41
192108022U	233
192108028	41
192108028G	80
192108028U	233
192108035	41
192108035U	233
192108042	41
192108042U	233
192108054	41
192108054U	233
192108054UNW	123,249
192108076	41
192108076G	80

192108076HT	101
192108076NW	123
192108088	41
192108088G	80
192108088NW	123
192139035	42
192139076	42
192139088	42
192139108	42
192168035	42
192168076	42
192168088	42
192168108	42
192168139	42
192181515U	233
192181515UNW	250
193015000	59
193015000G	85
193015000HT	106
193015000ST	118
193015002	59
193015005	368
193015006	60
193018000	59
193018000G	85
193018000HT	106
193018000ST	118
193018002	59
193018006	60
193020005	368
193022000	59
193022000G	85
193022000HT	106
193022000ST	118
193022000U	242
193022000UNW	256
193022002	59
193022003	61
193022004	61
193022006	60
193025005	368
193028000	59
193028000G	85
193028000HT	106
193028000ST	118
193028000U	242
193028000UNW	256
193028002	59
193028003	61
193028004	61
193028006	60
193032005	368
193035000	59
193035000G	85
193035000HT	106
193035000ST	118
193035000U	242
193035000UNW	256
193035002	59
193035002UNW	257
193035003	61
193035004	61
193035006	60
193040005	368
193042000	59
193042000G	85
193042000HT	106
193042000ST	118
193042000U	242
193042000UNW	256
193042002	59
193042002UNW	257
193042003	61
193042004	61
193042006	60
193050005	368
193054000	59
193054000G	85
193054000HT	106
193054000ST	118
193054000U	242
193054000UNW	256
193054001	60
193054002	59
193054002UNW	257
193054003	61
193054004	61
193054006	60
193076000	59
193076000G	85
193076000HT	106
193076000NW	126
193076001	60
193076001NW	126
193076002	59
193076003	61
193076004	61
193076006	60
193088000	59
193088000G	85
193088000HT	106
193088000NW	126
193088001	60
193088001NW	126

193088002	59
193088003	61
193088004	61
193088006	60
193108000	59
193108000G	85
193108000HT	106
193108000NW	126
193108001	60
193108001NW	126
193108002	59
193108003	61
193108004	61
193108006	60
193139000	59
193139001	60
193168000	59
193168001	60
194015900	57
194018150	58
194018300	58
194018900	57
194022300	58
194022900	57
194028150	58
194028300	58
194028600	58
194028900	57
194035150	58
194035300	58
194035600	58
194035900	57
194042150	58
194042300	58
194042600	58
194042900	57
194054150	58
194054300	58
194054600	58
194054900	57
194076150	58
194076300	58
194088150	58
194088300	58
194108150	58
194108300	58
195000015	71
195000020	71
195000030	71
195000040	71
195000050	71
195015000	63
195015003	65
195015004	67
195015005	64
195015008	68
195015017	71
195015027	71
195018003	65
195018004	67
195018005	64
195022003	65
195022004	67
195022005	64
195022008	68
195028003	65
195028004	67
195028005	64
195035003	65
195035004	67
195035007	72
195042003	65
195042004	67
195042007	72
195054003	65
195054004	67
195054007	72
195076003	65
195076004	67
195076007	72
195088003	65
195088004	67
195088007	72
195108003	65
195108004	67
195108007	72
196000000I	197
196000000VN	206
196000013	203
196000015	203
196000019	206
196000021	203
196000023	203
196000024	203
196000025	203
196000108N	206
196001009V	197
196001012	198
196001013	198
196001014	198
196001015	199
196001016	199
196001017	198
196001018	196

196001019	196
196001020	197
196001021	197
196002000	202
196002001	202
196002011	202
19600204N	208
19600205N	208
196003001	202
19600300N	208
196004001	202
196012000	199
196012002	199
19601200N	204
19601200NU	299
196015000	199
196015002	199
19601500N	204
19601500NU	299
19601502N	204
19601502NU	299
196015035K	200
196015035KV	200
19601503 5N	204
196015035NU	299
196015035NV	204,299
196018000	199
196018002	199
19601800N	204
19601800NU	299
19601802N	204
19601802NU	299
196022000	199
196022002	199
19602200N	204
19602200NU	299
19602202N	204
19602202NU	299
196028000	199
196028002	199
19602800N	204
19602800NU	299
19602802N	204
19602802NU	299
196035000	199
196035002	199
19603500N	204
19603500NU	299
19603502N	204
19603502NU	299
196042004	200
19604200N	205
19604200NU	300
196042054	200
196042054K	201
196042054KF	201
196042054N	205,300
196042054V	205,300
196042054VN	205
196042054VNU	300
196054004	200
19605400N	205
19605400NU	300
196076000	201
196076001	200
196076002	207
196076003	206
196076108	201
196076108N	206
196076108NV	207
196088000	201
196088001	200
196088002	207
196088003	206
196108000	201
196108001	200
196108002	207
196108003	206
196139002	207
196139168NV	207
196153502N	205,299
196168002	207
197100028	37
197100028G	77
197100028U	229
197102015	37
197102015G	77
197102015U	229
197102015UNW	247
197102018	37
197102018G	77
197102018U	229
197102018UNW	247
197102022	37
197102022U	229
197112042	37
197112042G	77
197114035	37
197114035G	77
197200054	37
197200054G	77
197304022	37
197304022G	77
197304022U	229

197304028	37
197304028G	77
197304028U	229
198100028	37
198100028G	77
198100028U	229
198100028UNW	247
198102015	37
198102015G	77
198102015U	229
198102015UNW	247
198102018	37
198102018G	77
198102018U	229
198102018UNW	247
198102022	37
198102022U	229
198102022UNW	247
198102028	37
198102028G	77
198112042	37
198112042G	77
198114035	37
198114035G	77
198200054	37
198200054G	77
198304015	37
198304022	37
198304022G	77
198304022U	229
198304022UNW	247
199015000	68,149
199015000HT	107
199015001	70
199015002	70
199018000	68,149
199018000HT	107
199018001	70
199018002	70
199022000	68,149
199022000HT	107
199022001	70
199022002	70
199028000	68,149
199028000HT	107
199028001	70
199028002	70
199035000	68,149
199035000HT	107
199035001	70
199035002	70
199042000	68,149
199042000HT	107
199042001	70
199042002	70
199054000	68,149
199054000HT	107
199054001	70
199054002	70
199076000	68,149
199088000	68,149
199108000	68,149
2.14008040041e+11	520
2.14008050041e+11	520
2.14008060041e+11	520
2.14010040041e+11	520
2.14010060041e+11	520
200114001	448
200114004	351
200114006	352
200114304	351
200114316	352
200139001	448
200139304	351
200139316	352
200168001	448
200168304	351
200168316	352
200213001	448
200213004	351
200213006	352
200213304	351
200213316	352
200219001	448
200219304	351
200219316	352
200269001	448
200269004	351
200269006	352
200269304	351
200269316	352
200273001	448
200323001	448
200337001	448
200337004	351
200337006	352
200337304	351
200337316	352
200355001	448
200406001	448
200424001	448
200424004	351
200424006	352
200424304	351

RIMI RACCORDERIE METALLICHE

200424316	352
200483001	448
200483004	351
200483006	352
200483304	351
200483316	352
200603001	448
200603004	351
200603006	352
200603304	351
200603316	352
200761001	448
200761004	351
200761006	352
200761304	351
200761316	352
200889001	448
200889004	351
200889006	352
200889304	351
200889316	352
204000000	529
204300600	529
204304300	529
205030000	512
205038000	513
206030000	513
206030001	513
206038000	514
206038001	514
207030000	514
207030001	515
207038000	515
207038001	515
208030000	516
208030001	516
208038000	516
208038001	517
208041000	517
208041001	517
209030000	518
209032000	518
209038000	518
210000000	505
210000001	505
210000002	506
210000004	504
210000005	504
210000006	506
210000007	506
210000008	507
210000009	507
211100001	564
211100002	564
211100121	564
211100122	564
211100181	564
211100182	564
211100341	564
211100342	564
211100381	564
211100382	564
212000045	510
212000090	510
212045000	512
212045001	512
212090000	511
212090001	511
212090002	511
212450000	511
212900000	510
213000008	518
213000010	518
213008000	518
213008041	519
213008M41	519
213010000	518
213010041	519
213010M41	519
213012041	519
213012M41	519
214000008	521
214000010	521
214008030	520
214008040	520
214008040I	415,543
214008041	521
214008041I	415,543
214010030	520
214010040	520
214010040I	415,543
214010041	521
214010041I	415,543
214012041	521
214100000	519
214800000	519
215006001	521
215008001	521
215010001	521
215012001	521
215016001	521
216008090	522
216008093	522
216008100	522

216008100K	481,522
216010093	522
216010120	522
216010120K	481,522
216010140	522
216010180	522
216010250	522
218000006	523
218000008	523
218000010	523
218000012	523
218000016	523
218008000	523
218010000	523
218012000	523
219000008	523
219000010	523
219000012	523
220000008	524
220000010	524
220000012	524
222102008	524
222102010	524
223008060	533
224100050	471
224102010	471
224102012	471
224102200	471
224304012	471
224304050	471
224304201	471
225000010	577
225000012	577
225000014	577
225000015	577
225000016	577
225000018	577
225000022	577
225000026	577
225000100	577
225000200	577
226000000B	573
226000000R	573
227000000	472
227100000	472
227250000	472
228000000	472
228000001	472
229000050	473
229000100	473
230370000	508
230370001	508
230370304	413,541
230545000	508
230545001	508
230545304	413,541
231200000	509
231280000	508
231280304	414,542
231325000	509
231360000	509
231425000	509
231520000	509
231525000	509
231600304	414,542
231625000	509
232420450	530
232420600	530
233450800	530
234000000	552
234000002	550
234000005	556
234235000	547
234235001	547
234235002	555
234239002	551
235000000	553
235000002	550
235000005	556
235001005	557
235002005	557
236000180	548
237000000	548
238000004	551
239000005	557
239120100	555
240100102	433
240102104	433
240102304	433
240104108	433
240114100	433
240304100	433
240304308	433
240308102	433
240308104	433
241100124	433
241100344	433
241100384	433
241102144	433
241102184	433
241102384	433
241104184	433
241112144	433
241114104	433

241200104	433
241200124	433
241200144	433
241304124	433
241304144	433
241304184	433
241304384	433
241308144	433
241308184	433
245100124	434
245100344	434
245102144	434
245102184	434
245102384	434
245104184	434
245112144	434
245114104	434
245200104	434
245200124	434
245200144	434
245304124	434
245304144	434
245304384	434
245308144	434
245308184	434
246100114	435
246102100	435
246102304	435
246104108	435
246104308	435
246123401	434
246304100	435
246308102	435
246308304	435
246341100	434
246381201	434
251100000	479
251102000	479
251112000	479
251114000	479
251200000	479
251212000	479
251300000	479
251304000	479
251308000	479
251400000	479
251500000	479
251600000	479
251800000	479
252000000	528
252000001	528
252000002	528
252000003	529
252000004	529
252006ACC	526
252006ACV	527
2520060TT	526
252008ACC	526
252008ACV	527
2520080TT	526
252010ACC	526
252010ACV	527
2520100TT	526
252012ACC	526
252012ACV	527
2520120TT	526
252016ACC	526
252016ACV	527
252060350	525
252100500	525
252100600	525
252100700	525
252140700	525
252140750	525
252600300	525
252800400	525
253600800	558
253600801	558
253600802	558
254340000	559
254460000	559
255100000	478
255102000	478
255112000	478
255114000	478
255200000	478
255212000	478
255300000	478
255304000	478
255308000	478
255400000	478
255500000	478
255600000	478
255800000	478
256100000	493
256102000	493
256112000	493
256114000	493
256200000	493
256212000	493
256300000	493
256304000	493
256308000	493
256400000	493

256500000	493
256600000	493
256800000	493
257100000	498
257120000	498
257140000	498
257160000	498
257180000	498
257220000	498
257260000	498
257280000	498
257320000	498
257350000	498
257400000	498
257420000	498
257480000	498
257500000	498
257600000	498
258000000	497
258000001	497
258000005	497
258000006	497
258000008	497
258000010	497
258008000	533
258010000	533
258012000	533
259100000	498
259120000	498
259140000	498
259160000	498
259200000	498
259220000	498
259260000	498
259280000	498
259320000	498
259400000	498
259500000	498
259600000	498
260140000	488
260160000	488
260200000	488
261140000	489
261160000	489
261200000	489
262140000	489
262160000	489
262200000	489
263080001	531
263100000	531
263100002	532
263102000	531
263304002	532
263304003	532
264100001	523
264120001	523
264160001	523
264600001	523
264800001	523
265100100	559
265100800	559
265800700	559
266100120	559
266100140	559
266100180	559
266100250	559
266800900	559
267100120	560
267100140	560
268100000	423
268100001	422
268100102	423
268100304	383
268100316	383
268102000	423
268102001	422
268102120	423
268102304	383
268102316	383
268104000	423
268104001	422
268104102	423
268104304	383
268104316	383
268108000	423
268108001	422
268108304	383
268108316	383
268112000	423
268112001	422
268112102	423
268112304	383
268112316	383
268114000	423
268114001	422
268114102	423
268114304	383
268114316	383
268200000	423
268200001	422
268200102	423
268200304	383
268200316	383
268212000	423

268212001	422
268212102	423
268212304	383
268212316	383
268300000	423
268300001	422
268300102	423
268300304	383
268300316	383
268304000	423
268304001	422
268304102	423
268304304	383
268304316	383
268308000	423
268308001	422
268308102	423
268308304	383
268308316	383
268400000	423
268400001	422
268400102	423
268400304	383
268400316	383
268500000	423
268500001	422
268600000	423
268600001	422
269100028	52,239
269100028NW	254
269100128	52,238
269100128NW	253
269102015	52,239
269102015NW	254
269102018	52,239
269102018NW	254
269102022	52,239
269102022NW	254
269102115	52,238
269102115NW	253
269102118	52,238
269102118NW	253
269102122	52,238
269112042	52,239
269112142	52,238
269114035	52,239
269114135	52,238
269200054	52,239
269200154	52,238
269304018	52,239
269304022	52,239
269304022NW	254
269304028	52,239
269304028NW	254
269304118	52,238
269304122	52,238
269304122NW	253
269304128	52,238
269500500	560
270100000	495
2701000CU	497
270100200	496
270120000	495
2701200CU	497
270120200	496
270140000	495
2701400CU	497
270140200	496
270150000	495
270150200	496
270160000	495
2701600CU	497
270160200	496
270180000	495
2701800CU	497
270180200	496
270200000	495
270200200	496
270220000	495
2702200CU	497
270220200	496
270280000	495
2702800CU	497
270280200	496
2703500CU	497
2704200CU	497
2705400CU	497
271100000	499
271120000	499
271140000	499
271160000	499
271200000	499
271220000	499
271260000	499
271280000	499
271320000	499
271400000	499
271500000	499
271600000	499
272100001	494
272102001	494
272112001	494
272114001	494
272200001	494

272212001	494
272300001	494
272304001	494
272400001	494
272500001	494
272600001	494
272800001	494
274000000	212
274000001	212
274000003	300
274000010	212
274000020	212
274000030	212
274000040	212
275100000	493
275102000	493
275112000	493
275114000	493
275200000	493
275304000	493
275308000	493
276101603	444
276101700	444
276101761	444
276101889	444
276108603	444
276108700	444
276108761	444
276108889	444
276114101	444
276114603	444
276114761	444
276114889	444
276133101	444
276133108	444
276133114	444
276133700	444
276133761	444
276133889	444
276139101	445
276139108	445
276139114	445
276139133	445
276139761	445
276139889	445
276159101	445
276159108	445
276159114	445
276159133	445
276159139	445
276159889	445
276168101	445
276168108	445
276168114	445
276168133	445
276168139	445
276168159	445
276168889	445
276193114	445
276193133	445
276193139	445
276193159	445
276193168	445
276219114	445
276219133	445
276219139	445
276219159	445
276219168	445
276244159	445
276244168	445
276244219	445
276273159	445
276273168	445
276273193	445
276273219	445
276273244	445
276323219	445
276323244	445
276323273	445
276337269	444
276355219	446
276355273	446
276355323	446
276406219	446
276406273	446
276406323	446
276406355	446
276424269	444
276424337	444
276483269	444
276483337	444
276483424	444
276508273	446
276508323	446
276508355	446
276508406	446
276603337	444
276603424	444
276603483	444
276609323	446
276609355	446
276609406	446
276609508	446
276700424	444

		300304316	385	341114316	389	356100000	500	363001800	503	383042003	139
		300308004	437	341200316	389	356100000G	501	363001800G	503	383042012	139
276700483	444	300308316	385	341212316	389	356102000	500	363002000	503	383042022	139
276700603	444	300400316	385	341300316	389	356102000G	501	363002000G	503	383054000	138
276761424	444	310100001	437	341304316	389	356110000G	501	375100028	148	383054001	138
276761483	444	310100316	386	341308316	389	356112000	500	375102018	148	383054002	139
276761603	444	310102001	437	341400316	389	356112000G	501	375112042	148	383054003	139
276889424	444	310102316	386	342100316	389	356114000	500	375114035	148	383054012	139
276889483	444	310104001	437	342102316	389	356114000G	501	375200054	148	383054022	139
276889603	444	310104316	386	342104316	389	356200000	500	375212076	148	383076000	138
276889700	444	310108001	437	342112316	389	356200000G	501	375300088	148	383076001	138
276889761	444	310108316	386	342114316	389	356212000	500	375304022	148	383076003	139
277101600	449	310112316	386	342200316	389	356212000G	501	375308012	148	383088000	138
277108000	449	310114316	386	342304316	389	356300000	500	375308015	148	383088001	138
277114000	449	310200316	386	342308316	389	356300000G	501	375400108	148	383088003	139
277133000	449	310212316	386	343100316	390	356304000	500	379012000	143	383108000	138
277139000	449	310300316	386	343102316	390	356304000G	501	379015000	143	383108001	138
277159000	449	310304001	437	343104316	390	356308000	500	379018000	143	383108003	139
277168000	449	310304316	386	343112316	390	356308000G	501	379022000	143	384015000	140
277193000	449	310308001	437	343114316	390	356312000	500	379028000	143	384015001	140
277219000	449	310308316	386	343200316	390	356312000G	501	381012900	133	384018000	140
277269000	449	310400316	386	343304316	390	356400000	500	381012901	133	384018001	140
277273000	449	316012003	129	343308316	390	356400000G	501	381015450	132	384022000	140
277337000	449	316012005	128	344100316	390	356412000	500	381015451	132	384022001	140
277424000	449	316015003	129	344102316	390	356412000G	501	381015900	133	384028000	140
277483000	449	316015005	128	344104316	390	356500000	500	381015901	133	384028001	140
277603000	449	316018003	129	344108316	390	356500000G	501	381018450	132	384035000	140
277700000	449	316018005	128	344112316	390	356600000	500	381018451	132	384035001	140
277761000	449	316022002	130	344114316	390	356600000G	501	381018900	133	384042000	140
277889000	449	316022003	129	344200316	390	356612000	500	381018901	133	384042001	140
280100004	435	316022005	128	344304316	390	356612000G	501	381022450	132	384054000	140
280100316	384	316028002	130	344308316	390	356800000	500	381022451	132	384054001	140
280102004	435	316028003	129	351054000	131, 481	356800000G	501	381022900	133	385102015	134
280102316	384	316028005	128	351100000	131, 481	357000000	533	381022901	133	385102018	134
280104004	435	316035002	130	351100001	483	357000001	534	381028450	132	385304022	134
280104316	384	316035003	129	351102000	131, 481	357000002	534	381028451	132	385308015	134
280108004	435	316035005	128	351102001	483	357000003	534	381028900	133	387100022	141
280108316	384	316042002	130	351108000	131, 481	357000004	533	381028901	133	387100028	141
280112004	435	316042003	129	351112000	481	359054000	502	381035450	132	387100035	141
280112316	384	316042005	128	351112001	483	359054001	502	381035451	132	387102015	141
280114004	435	316054002	130	351114000	131, 481	359063000	502	381035900	133	387102018	141
280114316	384	316054003	129	351114001	483	359063001	502	381035901	133	387102022	141
280200004	435	316054005	128	351150001	131, 483	359100000	502	381042450	132	387112035	141
280200316	384	316076000	130	351200000	481	359100001	502	381042451	132	387112042	141
280212316	384	316076003	129	351200001	483	359102000	502	381042900	133	387114028	141
280300316	384	316076005	128	351212000	131, 481	359102001	502	381042901	133	387114035	141
280304004	435	316088000	130	351212001	483	359104000	502	381054450	132	387200054	141
280304316	384	316088003	129	351300000	131, 481	359104001	502	381054451	132	387212076	141
280308004	435	316088005	128	351300001	483	359112000	502	381054900	133	387300088	141
280308316	384	316108000	130	351304000	131, 481	359112001	502	381054901	133	387304015	141
280400316	384	316108003	129	351304001	483	359114000	502	381076450	132	387304018	141
290100001	436	316108005	128	351308000	131, 481	359114001	502	381076451	132	387304022	141
290102001	436	322060042	147	351308001	483	359200000	502	381076900	133	387304028	141
290104001	436	322060054	147	351312001	483	359200001	502	381076901	133	387308012	141
290108001	436	322076054	147	351400000	481	359304000	502	381088450	132	387308015	141
290304001	436	330100316	386	351400001	483	359304001	502	381088451	132	387400108	141
290308001	436	330102316	386	352100000	490	359308000	502	381088900	133	389100028	137
291100316	384	330104316	386	352102000	490	359308001	502	381088901	133	389100035	137
291102316	384	330108316	386	352112000	490	360040000	488	381108450	132	389100054	137
291104316	384	330112316	386	352114000	490	360050000	488	381108451	132	389102015	137
291108316	384	330114316	386	352200000	490	360063000	488	381108900	133	389102018	137
291112316	384	330200316	386	352304000	490	360075000	488	381108901	133	389102022	137
291114316	384	330212316	386	352308000	490	360090000	488	382012000	135	389102028	137
291200316	384	330300316	386	353076000	491	360100000	488	382015000	135	389102035	137
291212316	384	330304316	386	353076001	492	360110000	488	382018000	135	389102042	137
291300316	384	330308316	386	353100000	491	360125000	488	382022000	135	389102054	137
291304316	384	330400316	386	353100001	492	361040000	489	382028000	135	389102076	137
291308316	384	3401000BW	387	353110000	491	361050000	489	382035000	135	389102088	137
291400316	384	340100316	387	353110001	492	361063000	489	382042000	135	389102108	137
292100001	436	340100FBW	388	353125000	491	361075000	489	382054000	135	389304022	137
292100316	385	340100MBW	388	353125001	492	361090000	489	382076000	135	389304028	137
292102001	436	3401020BW	387	353140000	491	361100000	489	382088000	135	389304035	137
292102316	385	340102316	387	353140001	492	361110000	489	382108000	135	389304042	137
292104001	436	340102FBW	388	353160000	491	361125000	489	383012000	138	389304054	137
292104316	385	340102MBW	388	353160001	492	362040000	489	383012001	138	389304076	137
292108316	385	340104316	387	354080000	492	362050000	489	383012003	139	389304088	137
292112001	436	340108316	387	354080002	492	362063000	489	383015000	138	389304108	137
292112316	385	3401120BW	387	354140000	492	362075000	489	383015001	138	390100022	142
292114001	436	340112316	387	354140002	492	362090000	489	383015002	139	390100028	142
292114316	385	340112FBW	388	355054000	480	362110000	489	383015003	139	390100035	142
292200001	436	340112MBW	388	355100000	480	362125000	489	383018000	138	390102012	142
292200316	385	3401140BW	387	355100001	482	363000200	503	383018001	138	390102015	142
292212316	385	340114316	387	355102000	480	363000212	503	383018002	139	390102018	142
292300316	385	340114FBW	388	355102001	482	363000212G	503	383018003	139	390102022	142
292304001	436	340114MBW	388	355108000	480	363000244	503	383022000	138	390102028	142
292304316	385	3402000BW	387	355112000	480	363000244G	503	383022001	138	390112042	142
292308001	436	340200316	387	355112001	482, 490	363000300	503	383022002	139	390114035	142
292308316	385	340200FBW	388	355114000	480	363000300G	503	383022003	139	390200054	142
292400316	385	340200MBW	388	355114001	482, 490	363000400	503	383022012	139	390304015	142
300100004	437	340212316	387	355150001	482	363000400G	503	383022022	139	390304018	142
300100316	385	340300316	387	355200000	480	363000500	503	383028000	138	390304022	142
300102004	437	3403040BW	387	355200001	482, 490	363000500G	503	383028001	138	390304028	142
300102316	385	340304316	387	355212000	480	363000600	503	383028002	139	390308015	142
300104004	437	340304FBW	388	355212001	482, 490	363000600G	503	383028003	139	391015012	143
300104316	385	340304MBW	388	355300000	480	363000800	503	383028012	139	391018012	143
300108316	385	3403080BW	387	355300001	482, 490	363000800G	503	383028022	139	391018015	143
300112004	437	340308316	387	355304000	480	363001000	503	383035000	138	391022012	143
300112316	385	340308FBW	388	355304001	482	363001000G	503	383035001	138	391022015	143
300114004	437	340308MBW	388	355308000	480	363001200	503	383035002	139	391022018	143
300114316	385	341100316	389	355308001	482	363001200G	503	383035003	139	391028015	143
300200316	385	341102316	389	355312001	482	363001400	503	383035012	139	391028018	143
300212316	385	341104316	389	355400000	480	363001400G	503	383042000	138	391028022	143
300300316	385	341108316	389	355400001	482, 490	363001600	503	383042001	138	391035022	143
300304004	437	341112316	389	356054000G	501	363001600G	503	383042002	139	391035028	143

RACCORDERIE METALLICHE

391042022	143	395018012	152	411150010	453, 454	419025010	458	427020316	357, 358	433065304	360, 360
391042028	143	395018015	152	411150010I	464, 465	419025010Z	459	427025304	355, 356, 359	433065316	361, 362
391042035	143	395022012	152	411200010	453	419032010	458	427025316	357, 358	433080304	360, 360
391054022	143	395022015	152	411200010I	464	419032010Z	459	427032304	355, 356, 359	433080316	361, 362
391054028	143	395028012	152	411250010	453	419040010	458	427032316	357, 358	433100304	360, 360
391054035	143	395028015	152	411250010I	464	419040010Z	459	427040304	355, 356, 359	433100316	361, 362
391054042	143	396012012	152	411300010	453	419050010	458	427040316	357, 358	433125304	360, 360
391076042	143	396015012	152	411300010I	464	419050010Z	459	427050304	355, 356	433125316	361, 362
391076054	143	396015015	152	411350010	453	419065010	458	427050316	357, 358	433150304	360, 360
391088054	143	396018012	152	411350010I	464	419065010Z	459	427065304	355, 356	433150316	361, 362
391088076	143	396018015	152	411400010	453	419080016	458	427065316	357, 358	433200304	360
391108076	143	396022012	152	411450010	453	419080016Z	459	427080304	355, 356	433200316	362
391108088	143	396022015	152	411500010	453	419100010	458	427080316	357, 358	433250304	360
392012015	137	396028012	152	412080016	453, 454	419100010Z	459	427100304	355, 356	433250316	362
392015012	136	396028015	152	412080016I	464, 465	419125010	458	427100316	357, 358	433300304	360
392015018	137	396035015	152	412200016	454	419125010Z	459	427125304	355, 356	433300316	362
392015022	137	396102015V	148	412200016I	465	419150010	458	427125316	357, 358	433350316	362
392018012	136	396102018V	148	412250016	454	419150010Z	459	427150304	355, 356	433400316	362
392018015	136	397100028C	134	412250016I	465	420015006	460	427150316	357, 358	433500316	362
392018022	137	397102015C	134	412300016	454	420020006	460	427200304	356	434015000	62, 147, 190,
392022012	136	397102018C	134	412300016I	465	420025006	460	427200316	358		372, 469
392022015	136	397112042	134	412350016	454	420032006	460	427250304	356	434015000G	86
392022018	136	397114035	134	412350016I	465	420040006	460	427250316	358	434015006	62, 146, 190,
392022028	137	397200054	134	412400016	454	420050006	460	427300304	356		371, 468
392028015	136	397304022C	134	412450016	454	420065006	460	427300316	358	434020000	62, 147, 190,
392028018	136	397308012	134	412500016	454	420080006	460	427350304	356		372, 469
392028022	136	397308015C	134	413015006	455	420100006	460	427350316	358	434020000G	86
392035015	136	398102028	134	413020006	455	420125006	460	427400304	356	434020006	62, 146, 190,
392035018	136	398304022	134	413025006	455	420150006	460	427400316	358		371, 468
392035022	136	398304028	134	413032006	455	420200006	460	427500304	356	434025000	62, 147, 190,
392035028	136	399015015	151	413040006	455	420250006	460	427500316	358		372, 469
392042022	136	399018015	151	413050006	455	420300006	460	428050304	359	434025000G	86
392042028	136	399022015	151	413065006	455	420350006	460	428065304	359	434025006	62, 146, 190,
392042035	136	399022018	151	413080006	455	420400006	460	428080304	359		371, 468
392054022	136	399028015	151	413100006	455	420450006	460	428100304	359	434032000	62, 147, 190,
392054028	136	399028018	151	413125006	455	420500006	460	428125304	359		372, 469
392054035	136	401114001	564	413150006	455	421200010	461	428150304	359	434032000G	86
392054042	136	401114002	564	413200006	455	421250010	461	428200304	359	434032006	62, 146, 190,
392076022	136	401114101	564	414200010	455	421300010	461	428250304	359		371, 468
392076028	136	401114102	564	414200010I	466	421350010	461	428300304	359	434040000	62, 147, 190,
392076035	136	401114121	564	414250010	455	421400010	461	429015304	363, 364		331, 372, 469
392076042	136	401114122	564	414250010I	466	421450010	461	429015316	364	434040000G	86
392076054	136	401114141	564	414300010	455	421500010	461	429020304	363, 364	434040006	62, 146, 190,
392088018	136	401114142	564	414300010I	466	422015016	461, 462	429020316	364		330, 371, 468
392088028	136	401114341	564	414350010	455	422020016	461, 462	429025304	363, 364	434050000	62, 147, 190,
392088035	136	401114342	564	414400010	455	422025016	461, 462	429025316	364		331, 372, 469
392088042	136	401114381	564	415015016	455, 456, 457,	422032016	461, 462	429032304	363, 364	434050000G	86
392088054	136	401114382	564		457	422040016	461, 462	429032316	364	434050006	62, 146, 190,
392088076	136	410015316	355	415020016	455, 456, 457,	422050016	461, 462	429040304	363, 364		330, 371, 468
392108028	136	410020316	355		457	422065016	461, 462	429040316	364	434065000	62, 147, 190,
392108035	136	410025006	452	415025016	455, 456, 457,	422080016	461, 462	429050304	363		331, 372, 469
392108042	136	410025006I	463		457	422100016	461, 462	429050316	364	434065000G	86
392108054	136	410025316	355	415025016I	466, 466	422125016	461, 462	429065304	363	434065006	62, 146, 190,
392108076	136	410032006	452	415032016	455, 456, 457,	422150016	461, 462	429065316	364		330, 371, 468
392108088	136	410032006I	463		457	422200016	462	429080304	363	434080000	62, 147, 190,
393015000	146	410032316	355	415032016I	466, 466	422250016	462	429080316	364		331, 372, 469
393015002	145	410040006	452	415040016	455, 456, 457,	422300016	462	429100304	363	434080000G	86
393018000	146	410040006I	463		457	422350016	462	429100316	364	434080006	62, 146, 190,
393018002	145	410040316	355	415040016I	466, 466	422400016	462	429125304	363		330, 371, 468
393022000	146	410050006	452	415050016	455, 456	422450016	462	429125316	364	434100000	62, 147, 190,
393022002	145	410050006I	463	415050016I	466, 466	422500016	462	429150304	363		331, 372, 469
393028000	146	410050316	355	415065016	455, 456	423015304	369	429150316	364	434100000G	86
393028002	145	410065006	452	415065016I	466, 466	423020304	369	429200304	363	434100006	62, 146, 190,
393035000	146	410065006I	463	415080016	455, 456	423025304	369	429200316	364		330, 371, 468
393035002	145	410065316	355	415080016I	466, 466	423032304	369	429250304	363	434125000	62, 331, 372,
393042000	146	410080006	452	415100016	455, 456	423040304	369	429250316	364		469
393042002	145	410080006I	463	415100016I	466, 466	423050304	369	429300304	363	434125006	330, 371, 468
393054000	146	410080316	355	415125016	455, 456	423065304	369	429300316	364	434150000	62, 331, 372,
393054002	145	410100006	452	415125016I	466, 466	423080304	369	429350304	363		469
393076000	146	410100006I	463	415150016	455, 456	423100304	369	429350316	364	434150006	330, 371, 468
393076002	145	410100316	355	415150016I	466, 466	423125304	369	429400304	363	434200000	372, 469
393088000	146	410125006	452	415200016	456	423150304	369	429400316	364	434200006	371, 468
393088002	145	410125006I	463	415200016I	466	423200304	369	429500304	363	434250000	372, 469
393100128	144	410150006	452	415250016	456	423250304	369	429500316	364	434250006	371, 468
393102015	144	410150006I	463	415250016I	466	425010010	368	430050304	364	434300000	372, 469
393102018	144	410200006	452	415300016	456	425015010	368	430065304	364	434300006	371, 468
393102022	144	410200006I	463	415300016I	466	425020010	368	430080304	364	434350000	372, 469
393102115	144	410250006	452	415350016	456	425025010	368	430100304	364	434400000	372, 469
393102118	144	410250006I	463	415400016	456	425032010	368	430125304	364	435012000	470
393102122	144	410300006	452	416200025	457	425040010	368	430150304	364	435012001	373
393108000	146	410300006I	463	416250025	457	425050010	368	430200304	364	435016000	470
393108002	145	410350006	452	416300025	457	425065010	368	430250304	364	435016001	373
393304018	144	410400006	452	417050040	457, 457	425080010	368	430300304	364	435016080	470
393304022	144	410450006	452	417065040	457, 457	425100010	368	432200304	360	435016090	470
393304118	144	410500006	452	417080040	457, 457	425125010	368	432200316	361	435016095	470
393304122	144	410600006	452	417100040	457, 457	425150010	368	432250304	360	435016100	470
394015900	144	411015010	453, 454	417125040	457, 457	425200010	368	432250316	361	435016110	470
394018900	144	411015010I	464, 465	417150040	457, 457	425250010	368	432300304	360	435016120	470
394022900	144	411020010	453, 454	417200040	457	425300010	368	432300316	361	435016130	470
394028150	145	411020010I	464, 465	417250040	457	426200304	355	432350316	361	435016140	470
394028300	145	411025010	453, 454	417300040	457	426200316	357	432400316	361	435020000	470
394028900	144	411025010I	464, 465	418015006	458	426250304	355	432500316	361	435020001	373
394035150	145	411032010	453, 454	418020006	458	426250316	357	433015304	360, 360	435020100	470
394035300	145	411032010I	464, 465	418025006	458	426300304	355	433015316	361, 362	435020110	470
394035900	144	411040010	453, 454	418032006	458	426300316	357	433020304	360, 360	435020150	470
394042150	145	411040010I	464, 465	418040006	458	426350304	355	433020316	361, 362	435020160	470
394042300	145	411050010	453, 454	418050006	458	426350316	357	433025304	360, 360	435024000	470
394042900	144	411050010I	464, 465	418065006	458	426400304	355	433025316	361, 362	435024001	373
394054150	145	411065010	453, 454	418080006	458	426400316	357	433032304	360, 360	440200304	365
394054300	145	411065010I	464, 465	418100006	458	426500304	355	433032316	361, 362	440200316	366
394054900	144	411100010	453, 454	419015010	458	426500316	357	433040304	360, 360	440250304	365
395012012	152	411100010I	464, 465	419015010Z	459	427015304	355, 356, 359	433040316	361, 362	440250316	366
395015012	152	411125010	453, 454	419020010	458	427015316	357, 358	433050304	360, 360	440300304	365
395015015	152	411125010I	464, 465	419020010Z	459	427020304	355, 356, 359	433050316	361, 362	440300316	366

441015304	365, 365
441015316	366, 366
441020304	365, 365
441020316	366, 366
441025304	365, 365
441025316	366, 366
441032304	365, 365
441032316	366, 366
441040304	365, 365
441040316	366, 366
441050304	365, 365
441050316	366, 366
441065304	365, 365
441065316	366, 366
441080304	365, 365
441080316	366, 366
441100304	365, 365
441100316	366, 366
441125304	365, 365
441125316	366, 366
441150304	365, 365
441150316	366, 366
441200304	365
441200316	366
441250304	365
441250316	366
441300304	365
441300316	366
442040304	367, 367
442050304	367, 367
442065304	367, 367
442080304	367, 367
442100304	367, 367
442125304	367, 367
442150304	367, 367
442200304	367
442250304	367
442300304	367
443200304	367
443250304	367
443300304	367
529100150	438
529100200	438
529100250	438
529100300	438
529100400	438
529100500	438
529102100	438
529102150	438
529102200	438
529102250	438
529102300	438
529102350	438
529102400	438
529102500	438
529304100	438
529304150	438
529304200	438
529304250	438
529304300	438
529304350	438
529304400	438
529304500	438
529308100	438
529308150	438
529308200	438
529308250	438
529308300	438
529308350	438
529308400	438
529308500	438
530100040	425
530100043	428
530100050	425
530100053	428
530100060	425
530100063	428
530100070	425
5301000701	44
530100073	428
530100080	425
530100083	428
530100093	429
530100100	426
5301001003	432
530100103	429
530100113	429
530100120	426
530100123	429
530100140	426
530100143	429
530100150	426
5301001503	432
530100153	430
530100160	426
530100163	430
530100180	426
530100183	430
530100200	427
5301002003	432
530100203	430
530100250	427
530100253	430
530100300	427

530100303	431
530100304	391
530100316	391
530100400	427
530100403	431
530100500	427
530100503	431
530100603	431
530100703	432
530100803	432
530102040	425
530102043	428
530102050	425
530102053	428
530102060	425
530102063	428
530102070	425
530102073	428
530102080	425
530102083	428
530102093	429
530102100	426
5301021003	432
530102103	429
530102113	429
530102120	426
530102123	429
530102133	429
530102140	426
530102143	429
530102150	426
5301021503	432
530102153	430
530102160	426
530102163	430
530102180	426
530102183	430
530102200	427
5301022003	432
530102203	430
530102250	427
530102253	430
530102300	427
530102303	431
530102304	391
530102316	391
530102400	427
530102403	431
530102500	427
530102503	431
530102603	431
530102703	432
530102803	432
530104304	391
530104316	391
530108304	391
530108316	391
530112040	425
530112043	428
530112050	425
530112053	428
530112060	425
530112063	428
5301120701	44
530112073	428
530112080	425
530112083	428
530112093	429
530112100	426
530112103	429
530112120	426
530112123	429
530112143	429
530112150	426
530112153	430
530112163	430
530112183	430
530112200	427
530112203	430
530112250	427
530112253	431
530112300	427
530112303	431
530112304	391
530112316	391
530112403	431
530112503	431
530114040	425
530114043	428
530114050	425
530114053	428
530114060	425
530114063	428
5301140701	44
530114073	428
530114080	425
530114083	428
530114093	429
530114100	426
530114103	429
530114120	426
530114123	429
530114143	429
530114150	426

530114153	430
530114163	430
530114183	430
530114200	427
530114203	430
530114250	427
530114253	430
530114300	427
530114303	431
530114304	391
530114316	391
530114403	431
530114503	431
5301340701	44
530200043	428
530200053	428
530200060	425
530200063	428
530200073	428
530200080	425
530200083	428
530200093	429
530200100	426
530200103	429
530200120	426
530200123	429
530200143	429
530200150	426
530200153	430
530200163	430
530200183	430
530200200	427
530200203	430
530200250	427
530200253	431
530200300	427
530200303	431
530200304	391
530200316	391
530200403	431
530200503	431
530212080	425
530212083	428
530212100	426
530212103	429
530212120	426
530212123	429
530212150	426
530212153	430
530212183	430
530212200	427
530212203	430
530212250	427
530212253	431
530212300	427
530212303	431
530212304	391
530212316	391
530212403	431
530212503	431
5302380701	44
530300080	425
530300083	428
530300100	426
530300103	429
530300120	426
530300123	429
530300150	426
530300153	430
530300183	430
530300200	427
530300203	430
530300250	427
530300253	431
530300300	427
530300303	431
530300304	391
530300316	391
530300403	431
530300503	431
530304040	425
530304043	428
530304050	425
530304053	428
530304060	425
530304063	428
530304070	425
530304073	428
530304080	425
530304083	428
530304093	429
530304100	426
5303041003	432
530304103	429
530304113	429
530304120	426
530304123	429
530304133	429
530304140	426
530304143	429
530304150	426
5303041503	432
530304153	430
530304160	426

530304163	430
530304180	426
530304183	430
530304200	427
5303042003	432
530304203	430
530304250	427
530304253	430
530304300	427
530304303	431
530304304	391
530304316	391
530304400	427
530304403	431
530304500	427
530304503	431
530304603	431
530304703	432
530304803	432
530308040	425
530308043	428
530308050	425
530308053	428
530308060	425
530308063	428
530308073	428
530308080	425
530308083	428
530308100	426
530308103	429
530308120	426
530308123	429
530308150	426
530308153	430
530308183	430
530308200	427
530308203	430
530308250	427
530308253	430
530308300	427
530308303	431
530308304	391
530308316	391
530308403	431
530308503	431
530400080	425
530400083	428
530400100	426
530400103	429
530400120	426
530400123	429
530400150	426
530400153	430
530400183	430
530400200	427
530400203	430
530400250	427
530400253	431
530400300	427
530400303	431
530400304	391
530400316	391
530400403	431
530400503	431
531100004	439
531100316	392
531102004	439
531102316	392
531104004	439
531104316	392
531112004	439
531112316	392
531114004	439
531114316	392
531200004	439
531200316	392
531304004	439
531304316	392
531308004	439
531308316	392
532100140	432
532102100	432
532112150	432
532114150	432
532200170	432
532304120	432
532308100	432
555100000	484
555100001	485
555102000	484
555102001	485
555112000	484
555112001	485
555114000	484
555114001	485
555150001	485
555200000	484
555200001	485
555212000	484
555212001	485
555300000	484
555300001	485
555304000	484
555304001	485

555308000	484
555308001	485
555312001	485
555400000	484
555400001	485
6001000351	45
600100100	424
600100150	424
600100200	424
600100304	393
600100316	393
600102100	424
600102150	424
600102200	424
600102304	393
600102316	393
600104304	393
600104316	393
600108304	393
600108316	393
6001120351	45
600112100	424
600112150	424
600112200	424
600112304	393
600112316	393
6001140351	45
600114100	424
600114150	424
600114200	424
600114304	393
600114316	393
6001340351	45
600200100	424
600200150	424
600200200	424
600200304	393
600200316	393
600212100	424
600212150	424
600212200	424
600212304	393
600212316	393
6002380351	45
600300100	424
600300150	424
600300200	424
600300304	393
600300316	393
600304100	424
600304150	424
600304200	424
600304304	393
600304316	393
600308100	424
600308150	424
600308200	424
600308304	393
600308316	393
600400100	424
600400150	424
600400200	424
600400304	393
600400316	393
600500100	424
600500150	424
600500200	424
600600100	424
600600150	424
600600200	424
616015000CN	177
616018000CN	177
616022000CN	177
616028000CN	177
616035000CN	177
616042000CN	177
616054000CN	177
616076000CN	177
616088000CN	177
616108000CN	177
669014015GU	298
669014015U	279
669016015GU	298
669016015U	279
669016018GU	298
669016018U	279
669100028U	276, 296
669100128U	276, 296
669102012U	276
669102015U	276, 296
669102018U	276, 296
669102022U	276, 296
669102112U	276
669102115U	276, 296
669102118U	276, 296
669102122U	276, 296
669112042U	276, 296
669112142U	276, 296
669114035U	276, 296
669114135U	276, 296
669200054U	276, 296
669200154U	276, 296
669304018U	276, 296
669304022U	276, 296

669304028U	276, 296
669304118U	276, 296
669304122U	276, 296
669304128U	276, 296
669308012U	276
669308015U	276, 296
679012001U	277
679012002U	278
679015001CN	192
679015001GU	297
679015001U	277
679015002GU	297
679015002U	278
679018001CN	192
679018001GU	297
679018001U	277
679018002GU	297
679018002U	278
679022001CN	192
679022001GU	297
679022001U	277
679022002GU	297
679022002U	278
679028001CN	192
679035001CN	192
679042001CN	192
679054001CN	192
679076001CN	192
679088001CN	192
679108001CN	192
681012450	155
681012450U	260
681012451	155
681012451U	260
681012900	156
681012900U	261
681012901	156
681012901U	261
681014450U	260
681014451U	260
681014900U	261
681014901U	261
681015150CN	178
681015151CN	178
681015300CN	179
681015301CN	179
681015450	155
681015450CN	180
681015450G	167
681015450GU	282
681015450U	260
681015451	155
681015451CN	180
681015451G	167
681015451GU	282
681015451U	260
681015900	156
681015900CN	182
681015900G	168
681015900GU	283
681015900U	261
681015901	156
681015901CN	182
681015901G	168
681015901GU	283
681015901U	261
681016450U	260
681016451U	260
681016900U	261
681016901U	261
681018450	155
681018450CN	180
681018450G	167
681018450GU	282
681018450U	260
681018451	155
681018451CN	180
681018451G	167
681018451GU	282
681018451U	260
681018900	156
681018900CN	182
681018900G	168
681018900GU	283
681018900U	261
681018901	156
681018901CN	182
681018901G	168
681018901GU	283
681018901U	261
681022150CN	178
681022151CN	178
681022300CN	179
681022301CN	179
681022450	155
681022450CN	180
681022450G	167
681022450GU	282
681022450U	260
681022451	155
681022451CN	180
681022451G	167
681022451GU	282
681022451U	260

RACCORDERIE METALLICHE

681022900	156
681022900CN	182
681022900G	168
681022900GU	283
681022900U	261
681022901	156
681022901CN	182
681022901G	168
681022901GU	283
681022901U	261
681028150CN	178
681028151CN	178
681028300CN	179
681028301CN	179
681028450	155
681028450CN	180
681028450G	167
681028450GU	282
681028450U	260
681028451	155
681028451CN	180
681028451G	167
681028451GU	282
681028451U	260
681028600CN	181
681028900	156
681028900CN	182
681028900G	168
681028900GU	283
681028900U	261
681028901	156
681028901CN	182
681028901G	168
681028901GU	283
681028901U	261
681035150CN	178
681035151CN	178
681035300CN	179
681035301CN	179
681035450	155
681035450CN	180
681035450G	167
681035450GU	282
681035450U	260
681035451	155
681035451CN	180
681035451G	167
681035451GU	282
681035451U	260
681035600CN	181
681035601CN	181
681035900	156
681035900CN	182
681035900G	168
681035900GU	283
681035900U	261
681035901	156
681035901CN	182
681035901G	168
681035901GU	283
681035901U	261
681042150CN	178
681042151CN	178
681042300CN	179
681042301CN	179
681042450	155
681042450CN	180
681042450G	167
681042450GU	282
681042450U	260
681042451	155
681042451CN	180
681042451G	167
681042451GU	282
681042451U	260
681042600CN	181
681042601CN	181
681042900	156
681042900CN	182
681042900G	168
681042900GU	283
681042900U	261
681042901	156
681042901CN	182
681042901G	168
681042901GU	283
681042901U	261
681054150CN	178
681054151CN	178
681054300CN	179
681054301CN	179
681054450	155
681054450CN	180
681054450G	167
681054450GU	282
681054450U	260
681054451	155
681054451CN	180
681054451G	167
681054451GU	282
681054451U	260
681054600CN	181
681054601CN	181
681054900	156

681054900CN	182
681054900G	168
681054900GU	283
681054900U	261
681054901	156
681054901CN	182
681054901G	168
681054901GU	283
681054901U	261
681076150CNC	178
681076151CNC	178
681076300CN	179
681076301CN	179
681076450CN	180
681076451CN	180
681076600CN	181
681076601CN	181
681076900CN	182
681076901CN	182
681088150CNC	178
681088151CNC	178
681088300CN	179
681088301CN	179
681088450CN	180
681088451CN	180
681088600CN	181
681088601CN	181
681088900CN	182
681088901CN	182
681108150CNC	178
681108151CNC	178
681108300CN	179
681108301CN	179
681108450CN	180
681108451CN	180
681108600CN	181
681108601CN	181
681108900CN	182
681108901CN	182
682012000	158
682012000U	264
682014000U	264
682015000	158
682015000CN	183
682015000G	170
682015000GU	286
682015000U	264
682016000U	264
682018000	158
682018000CN	183
682018000G	170
682018000GU	286
682018000U	264
682022000	158
682022000CN	183
682022000G	170
682022000GU	286
682022000U	264
682028000	158
682028000CN	183
682028000G	170
682028000GU	286
682028000U	264
682035000	158
682035000CN	183
682035000G	170
682035000GU	286
682035000U	264
682042000	158
682042000CN	183
682042000G	170
682042000GU	286
682042000U	264
682054000	158
682054000CN	183
682054000G	170
682054000GU	286
682054000U	264
682076000CN	183
682088000CN	183
682108000CN	183
683012000	160
683012000U	267
683012001	160
683012001U	267
683012003	159
683012003U	269
683012012U	268
683012022U	268
683014000U	267
683014001U	267
683014002U	268
683014003U	269
683014012U	268
683014022U	268
683014912U	278
683015000	160
683015000CN	185
683015000G	172
683015000GU	288
683015000U	267
683015001	160
683015001CN	185
683015001G	172

683015001GU	288
683015001U	267
683015002U	268
683015003	159
683015003G	171
683015003GU	289
683015003U	269
683015012U	268
683015014GU	298
683015014U	278
683015016GU	298
683015016U	278
683016000U	267
683016001U	267
683016002U	268
683016003U	269
683016012U	268
683016014U	278
683018000	160
683018000CN	185
683018000G	172
683018000GU	288
683018000U	267
683018001	160
683018001CN	185
683018001G	172
683018001GU	288
683018001U	267
683018002U	268
683018003	159
683018003G	171
683018003GU	289
683018003U	269
683018016GU	298
683018016U	278
683022000	160
683022000CN	185
683022000G	172
683022000GU	288
683022000U	267
683022001	160
683022001CN	185
683022001G	172
683022001GU	288
683022001U	267
683022002U	268
683022003	159
683022003G	171
683022003GU	289
683022003U	269
683022012U	268
683022018U	278
683028000	160
683028000CN	185
683028000G	172
683028000GU	288
683028000U	267
683028001	160
683028001CN	185
683028001G	172
683028001GU	288
683028001U	267
683028002U	268
683028003	159
683028003G	171
683028003GU	289
683028003U	269
683028012U	268
683028022U	268
683028922U	278
683035000	160
683035000CN	185
683035000G	172
683035000GU	288
683035000U	267
683035001	160
683035001CN	185
683035001G	172
683035001GU	288
683035001U	267
683035002U	268
683035003	159
683035003G	171
683035003GU	289
683035003U	269
683035012U	268
683042000	160
683042000CN	185
683042000G	172
683042000GU	288
683042000U	267
683042001	160
683042001CN	185
683042001G	172
683042001GU	288
683042001U	267
683042002U	268
683042003	159
683042003G	171
683042003GU	289
683042003U	269
683042022U	268
683054000	160
683054000CN	185

683054000G	172
683054000GU	288
683054000U	267
683054001	160
683054001CN	185
683054001G	172
683054001GU	288
683054001U	267
683054002U	268
683054003	159
683054003G	171
683054003GU	289
683054003U	269
683054022U	268
683076000CN	185
683076001CN	185
683088000CN	185
683088001CN	185
683108000CN	185
683108001CN	185
684012001U	275
684012002U	275
684012003	164
684012012U	275
684012013	164
684015001CN	187
684015001U	275
684015002	164
684015002CN	187
684015002U	275
684015003	164
684015003CN	188
684015012	164
684015012U	275
684015013	164
684018001CN	187
684018001U	275
684018002	164
684018002CN	187
684018002U	275
684018003	164
684018003CN	188
684018012	164
684018012U	275
684018013	164
684022001CN	187
684022001U	275
684022002	164
684022002CN	187
684022002U	275
684022003	164
684022003CN	188
684022012	164
684022012U	275
684022013	164
684022022U	275
684022023	164
684028001CN	187
684028001U	275
684028002	164
684028002CN	187
684028002U	275
684028003	164
684028003CN	188
684028012U	275
684035001CN	187
684035001U	275
684035002	164
684035002CN	187
684035002U	275
684035003	164
684035003CN	188
684042001CN	187
684042001U	275
684042002	164
684042002CN	187
684042002U	275
684042003	164
684042003CN	188
684054001CN	187
684054001U	275
684054002	164
684054002CN	187
684054002U	275
684054003	164
684054003CN	188
685100022	163
685100028	163
685102012	163
685102012U	277
685102014U	277
685102015	163
685102015G	175
685102015GU	297
685102015U	277
685102016U	277
685102018	163
685102018G	175
685102018GU	297
685102018U	277
685102315U	277
685102318U	277
685102322U	277
685304022	163

685304022G	175
685304022GU	297
685304022U	277
687100022	161
687100022BGU	291
687100022BU	271
687100022G	173
687100022GU	290
687100022U	270
687100028	161
687100028BGU	291
687100028BU	271
687100028CN	186
687100028G	173
687100028GU	290
687100028U	270
687100035	161
687100035BGU	291
687100035BU	271
687100035G	173
687100035GU	290
687100035U	270
687102012	161
687102012U	270
687102014BU	270
687102015	161
687102015BGU	291
687102015BU	270
687102015CN	186
687102015G	173
687102015GU	290
687102015U	270
687102016BU	270
687102018	161
687102018BGU	291
687102018BU	270
687102018CN	186
687102018G	173
687102018GU	290
687102018U	270
687102022	161
687102022BGU	291
687102022BU	271
687102022CN	186
687102022G	173
687102022GU	290
687102022U	270
687112035	161
687112035BGU	291
687112035BU	271
687112035G	173
687112035GU	290
687112035U	270
687112042	161
687112042BGU	291
687112042BU	271
687112042CN	186
687112042G	173
687112042GU	290
687112042U	270
687112054	161
687112054BGU	291
687112054BU	271
687112054G	173
687112054GU	290
687112054U	270
687114028	161
687114028BGU	291
687114028BU	271
687114028G	173
687114028GU	290
687114028U	270
687114035	161
687114035BGU	291
687114035BU	271
687114035CN	186
687114035G	173
687114035GU	290
687114035U	270
687114042	161
687114042BGU	291
687114042BU	271
687114042G	173
687114042GU	290
687114042U	270
687200054	161
687200054BGU	291
687200054BU	271
687200054CN	186
687200054G	173
687200054GU	290
687200054U	270
687304015	161
687304015BGU	291
687304015BU	270
687304015G	173
687304015GU	290
687304015U	270
687304016BU	270
687304018	161
687304018BGU	291
687304018BU	271
687304018CN	186
687304018G	173

687304018GU	290
687304018U	270
687304022	161
687304022BGU	291
687304022BU	271
687304022CN	186
687304022G	173
687304022GU	290
687304022U	270
687304028	161
687304028BGU	291
687304028BU	271
687304028G	173
687304028GU	290
687304028U	270
687308012	161
687308012U	270
687308014BU	270
687308015	161
687308015BGU	291
687308015BU	270
687308015G	173
687308015GU	290
687308015U	270
689100028	159
689100028BGU	287
689100028BU	266
689100028G	170
689100028GU	287
689100028U	266
689100035	159
689100035G	170
689102012	159
689102012U	266
689102015	159
689102015BGU	287
689102015BU	266
689102015CN	183
689102015G	170
689102015GU	287
689102015U	266
689102016BU	266
689102018	159
689102018BGU	287
689102018BU	266
689102018CN	183
689102018G	170
689102018GU	287
689102018U	266
689102022	159
689102022BGU	287
689102022BU	266
689102022CN	183
689102022G	170
689102022GU	287
689102022U	266
689102028	159
689102028BGU	287
689102028BU	266
689102028CN	183
689102028G	170
689102028GU	287
689102028U	266
689102035	159
689102035BGU	287
689102035BU	266
689102035CN	183
689102035G	170
689102035GU	287
689102035U	266
689102042	159
689102042BGU	287
689102042BU	266
689102042CN	183
689102042G	170
689102042GU	287
689102042U	266
689102054	159
689102054BGU	287
689102054BU	266
689102054CN	183
689102054G	170
689102054GU	287
689102054U	266
689304022	159
689304022BGU	287
689304022BU	266
689304022CN	183
689304022G	170
689304022GU	287
689304022U	266
689304028	159
689304028BGU	287
689304028BU	266
689304028CN	183
689304028G	170
689304028GU	287
689304028U	266
689304035	159
689304035CN	183
689304035G	170
689304042	159
689304042CN	183
689304042G	170

689304054	159
689304054CN	183
689304054G	170
689304076CN	183
689304088CN	183
689304108CN	183
689308015	159
689308015BU	266
689308015G	170
689308015U	266
690100022	162
690100022BGU	293
690100022BU	273
690100022G	174
690100022GU	292
690100022U	272
690100028	162
690100028BGU	293
690100028BU	273
690100028CN	186
690100028G	174
690100028GU	292
690100028U	272
690100035	162
690100035BGU	293
690100035BU	273
690100035G	174
690100035GU	292
690100035U	272
690102012	162
690102012U	272
690102014BU	272
690102015	162
690102015BGU	293
690102015BU	272
690102015CN	186
690102015G	174
690102015GU	292
690102015U	272
690102016BU	272
690102018	162
690102018BGU	293
690102018BU	272
690102018CN	186
690102018G	174
690102018GU	292
690102018U	272
690102022	162
690102022BGU	293
690102022BU	273
690102022CN	186
690102022G	174
690102022GU	292
690102022U	272
690102028	162
690102028BGU	293
690102028BU	273
690102028CN	186
690102028G	174
690102028GU	292
690102028U	272
690112042	162
690112042BGU	293
690112042BU	273
690112042CN	186
690112042G	174
690112042GU	292
690112042U	272
690114028	162
690114028BGU	293
690114028BU	273
690114028G	174
690114028GU	292
690114028U	272
690114035	162
690114035BGU	293
690114035BU	273
690114035CN	186
690114035G	174
690114035GU	292
690114035U	272
690114042	162
690114042BGU	293
690114042BU	273
690114042G	174
690114042GU	292
690114042U	272
690200054	162
690200054BGU	293
690200054BU	273
690200054CN	186
690200054G	174
690200054GU	292
690200054U	272
690304015	162
690304015BGU	293
690304015BU	272
690304015G	174
690304015GU	292
690304015U	272
690304016BU	272
690304018	162
690304018BGU	293
690304018BU	273

690304018CN	186
690304018G	174
690304018GU	292
690304018U	272
690304022	162
690304022BGU	293
690304022BU	273
690304022CN	186
690304022G	174
690304022GU	292
690304022U	272
690304028	162
690304028BGU	293
690304028BU	273
690304028G	174
690304028GU	292
690304028U	272
690304035BGU	293
690304035BU	273
690304035GU	292
690304035U	272
690308012	162
690308012U	272
690308014BU	272
690308015	162
690308015BGU	293
690308015BU	272
690308015G	174
690308015GU	292
690308015U	272
691014012U	274
691015012	163
691015012U	274
691016012U	274
691016014U	274
691018012	163
691018012U	274
691018014U	274
691018015	163
691018015CN	188
691018015G	175
691018015GU	294
691018015U	274
691022014U	274
691022015	163
691022015CN	188
691022015G	175
691022015GU	294
691022015U	274
691022016U	274
691022018	163
691022018CN	188
691022018G	175
691022018GU	294
691022018U	274
691028015	163
691028015CN	188
691028015G	175
691028015GU	294
691028015U	274
691028018	163
691028018G	175
691028018GU	294
691028018U	274
691028022	163
691028022CN	188
691028022G	175
691028022GU	294
691028022U	274
691035022	163
691035022CN	188
691035022G	175
691035022GU	294
691035022U	274
691035028	163
691035028CN	188
691035028G	175
691035028GU	294
691035028U	274
691042022	163
691042022CN	188
691042022G	175
691042022GU	294
691042022U	274
691042028	163
691042028CN	188
691042028G	175
691042028GU	294
691042028U	274
691042035	163
691042035CN	188
691042035G	175
691042035GU	294
691042035U	274
691054022	163
691054022G	175
691054028	163
691054028CN	188
691054028G	175
691054035	163
691054035CN	188
691054035G	175
691054035GU	294
691054035U	274

691054042	163
691054042CN	188
691054042G	175
691054042GU	294
691054042U	274
691076042CN	188
691076054CN	188
691088054CN	188
691088076CN	188
691108054CN	188
691108076CN	188
691108088CN	188
692014012U	265
692015012	158
692015012U	265
692016014U	265
692018012	158
692018012U	265
692018014U	265
692018015	158
692018015CN	184
692018015G	171
692018015GU	286
692018015U	265
692018016U	265
692022012	158
692022012U	265
692022014U	265
692022015	158
692022015CN	184
692022015G	171
692022015GU	286
692022015U	265
692022016U	265
692022018	158
692022018G	171
692022018GU	286
692022018U	265
692028015	158
692028015CN	184
692028015G	171
692028015GU	286
692028015U	265
692028018	158
692028018CN	184
692028018G	171
692028018GU	286
692028018U	265
692028022	158
692028022CN	184
692028022G	171
692028022GU	286
692028022U	265
692035015	158
692035015CN	184
692035015G	171
692035015GU	286
692035015U	265
692035018	158
692035018G	171
692035018GU	286
692035018U	265
692035022	158
692035022CN	184
692035022G	171
692035022GU	286
692035022U	265
692035028	158
692035028CN	184
692035028G	171
692035028GU	286
692035028U	265
692042015	158
692042015G	171
692042018	158
692042018G	171
692042022	158
692042022CN	184
692042022G	171
692042022GU	286
692042022U	265
692042028	158
692042028CN	184
692042028G	171
692042028GU	286
692042028U	265
692042035	158
692042035CN	184
692042035G	171
692042035GU	286
692042035U	265
692054022	158
692054022CN	184
692054022G	171
692054022GU	286
692054022U	265
692054028	158
692054028CN	184
692054028G	171
692054028GU	286
692054028U	265
692054035	158
692054035CN	184
692054035G	171

692054035GU	286
692054035U	265
692054042	158
692054042CN	184
692054042G	171
692054042GU	286
692054042U	265
692076022CN	184
692076028CN	184
692076035CN	184
692076042CN	184
692076054CN	184
692088022CN	184
692088028CN	184
692088035CN	184
692088042CN	184
692088054CN	184
692088076CN	184
692108022CN	184
692108028CN	184
692108035CN	184
692108042CN	184
692108054CN	184
692108076CN	184
692108088CN	184
693015000CN	189
693015002CN	189
693018000CN	189
693018002CN	189
693022000CN	189
693022002CN	189
693022003CN	191
693022004CN	191
693028000CN	189
693028002CN	189
693028003CN	191
693028004CN	191
693035000CN	189
693035002CN	189
693035003CN	191
693035004CN	191
693042000CN	189
693042002CN	189
693042003CN	191
693042004CN	191
693054000CN	189
693054002CN	189
693054003CN	191
693054004CN	191
693076000CN	189
693076002CN	189
693076003CN	191
693076004CN	191
693088000CN	189
693088002CN	189
693088003CN	191
693088004CN	191
693108000CN	189
693108002CN	189
693108003CN	191
693108004CN	191
695015003CN	193
695015004CN	195
695018003CN	193
695018004CN	195
695022003CN	193
695022004CN	195
695022008CN	192
695028003CN	193
695028004CN	195
695035003CN	193
695035004CN	195
695042003CN	193
695042004CN	195
695054003CN	193
695054004CN	195
695076003CN	193
695076004CN	195
695088003CN	193
695088004CN	195
695108003CN	193
695108004CN	195
697100028	157
697100028BGU	285
697100028BU	263
697100028G	169
697100028GU	284
697100028U	262
697102012	157
697102012BU	263
697102012U	262
697102014BU	263
697102015	157
697102015BGU	285
697102015BU	263
697102015G	169
697102015GU	284
697102015U	262
697102016BU	263
697102018	157
697102018BGU	285
697102018BU	263
697102018G	169
697102018GU	284

697102018U	262
697102022	157
697102022G	169
697102028	157
697102028G	169
697112042	157
697112042BGU	285
697112042BU	263
697112042G	169
697112042GU	284
697112042U	262
697114035	157
697114035BGU	285
697114035BU	263
697114035G	169
697114035GU	284
697114035U	262
697200054	157
697200054BGU	285
697200054BU	263
697200054G	169
697200054GU	284
697200054U	262
697304018	157
697304018BGU	285
697304018BU	263
697304018G	169
697304018GU	284
697304018U	262
697304022	157
697304022BGU	285
697304022BU	263
697304022G	169
697304022GU	284
697304022U	262
697308012	157
697308012BU	263
697308012U	262
697308015	157
697308015BU	263
697308015G	169
697308015GU	284
697308015U	262
698100022	157
698100022BGU	285
698100022BU	264
698100022G	169
698100022GU	284
698100022U	262
698100028	157
698100028BGU	285
698100028BU	264
698100028G	169
698100028GU	284
698100028U	262
698102012	157
698102012BU	264
698102012U	262
698102014BU	264
698102015	157
698102015BGU	285
698102015BU	264
698102015G	169
698102015GU	284
698102015U	262
698102016BU	264
698102018	157
698102018BGU	285
698102018BU	264
698102018G	169
698102018GU	284
698102018U	262
698102022	157
698102022BGU	285
698102022BU	264
698102022G	169
698102022GU	284
698102022U	262
698102028	157
698102028G	169
698112042	157
698112042BGU	285
698112042BU	264
698112042G	169
698112042GU	284
698112042U	262
698114035	157
698114035BGU	285
698114035BU	264
698114035G	169
698114035GU	284
698114035U	262
698200054	157
698200054BGU	285
698200054BU	264
698200054G	169
698200054GU	284
698200054U	262
698304015	157
698304015BGU	285
698304015BU	264
698304015G	169
698304015GU	284
698304015U	262

698304018	157
698304018BGU	285
698304018BU	264
698304018G	169
698304018GU	284
698304018U	262
698304022	157
698304022BGU	285
698304022BU	264
698304022G	169
698304022GU	284
698304022U	262
698304028BU	264
698304028GU	284
698304028U	262
698308012	157
698308012BU	264
698308012U	262
698308015	157
698308015BU	264
698308015G	169
698308015GU	284
698308015U	262
700101000	440
700101304	345
700101316	345
700108000	440
700114000	440
700114304	345
700114316	345
700133000	440
700139000	440
700139304	345
700139316	345
700159000	440
700168000	440
700168304	345
700168316	345
700193000	440
700213304	345
700213316	345
700219000	440
700219304	345
700219316	345
700244000	440
700269000	440
700269304	345
700269316	345
700273000	440
700300000	440
700323000	440
700337000	440
700337304	345
700337316	345
700380000	440
700424000	440
700424304	345
700424316	345
700445000	440
700483000	440
700483304	345
700483316	345
700510000	440
700540000	440
700570000	440
700603000	440
700603304	345
700603316	345
700700000	440
700761000	440
700761304	345
700761316	345
700889000	440
700889304	345
700889316	345
701101304	346
701101316	346
701114304	346
701114316	346
701139304	346
701139316	346
701168304	346
701168316	346
701219304	346
701219316	346
701337304	346
701337316	346
701424304	346
701424316	346
701483304	346
701483316	346
701603304	346
701603316	346
701761304	346
701761316	346
701889304	346
701889316	346
704101000	442
704108000	442
704114000	442
704133000	442
704139000	442
704159000	442
704168000	442

RIMI RACCORDERIE METALLICHE

704172000	442	800761316	353	8031502000	311	810150125	317	819150001	323	825040066C	337
704193000	442	800889000	450	8031502500	311	811050045	318	819150002	324	825040066Q	336
704213000	442	800889316	353	8031503000	311	811050087	318	819150003	324	825040077C	337
704219000	442	802040025	309	804040015	313	811065045	318	819150004	325	825040077Q	337
704244000	442	802040050	309	804040030	312	811065087	318	820000000	338	825050011	335
704269000	442	802040075	309	804040045	312	811100045	318	820040000	328	825050022	335
704273000	442	802040100	309	804040087	312	811100087	318	820040006	326	825050033	335
704323000	442	802040150	309	804050015	313	811125045	318	820040010	327	825050044	336
704337000	442	802040200	309	804050030	312	811125087	318	820040100	328	825050055	336
704355000	442	802040250	309	804050045	312	811150045	318	820040112	328	825050066C	337
704406000	442	802040300	309	804050087	312	811150087	318	820040114	328	825050066Q	336
704424000	442	802050025	309	804065015	313	812050040	319	820050000	328	825050077C	337
704483000	442	802050050	309	804065030	312	812065050	319	820050006	326	825050077Q	337
704508000	442	802050075	309	804065045	312	812080050	319	820050010	327	825065011	335
704570000	442	802050100	309	804065087	312	812100050	319	820050112	328	825065022	335
704603000	442	802050150	309	804080015	313	812100065	319	820050114	328	825065033	335
704609000	442	802050200	309	804080030	312	812100080	319	820050200	328	825065044	336
704700000	442	802050250	309	804080045	312	812125100	319	820065006	326	825065055	336
704761000	442	802050300	309	804080087	312	812150100	319	820065010	327	825065066C	337
704889000	442	802065025	309	805040000	313	812150125	319	820065040	327	825065066Q	336
705101000	447	802065050	309	805040045	314	813050040	319	820080006	326	825065077C	337
705108000	447	802065075	309	805040087	313	813065050	319	820080010	327	825065077Q	337
705114000	447	802065100	309	805050000	313	813080050	319	820100006	326	825100022	335
705133000	447	802065150	309	805050045	314	813100065	319	820100010	327	825100044	336
705139000	447	802065200	309	805050087	313	813100080	319	820125006	326	825100055	336
705159000	447	802065250	309	805065000	313	813125100	319	820125010	327	826000002	339
705168000	447	802065300	309	805065045	314	813150100	319	820150006	326	826040000	339
705193000	447	802080025	309	805065087	313	813150125	319	820150010	327	826040001	339
705219000	447	802080050	309	805080045	314	814050045	320	820205000	327	826050000	339
705273000	447	802080075	309	805080087	313	814050087	320	820260000	327	826050001	339
705424000	447	802080100	309	805100015	314	814065045	320	821040006	328	826065000	339
705483000	447	802080150	309	805100030	314	814065087	320	821040010	329	826065001	339
705603000	447	802080200	309	805100045	314	814080045	320	821050006	328	826080001	339
705761000	447	802080250	309	805100087	313	814080087	320	821050010	329	826100001	339
705889000	447	802080300	309	805125015	314	814100045	320	821065006	328	826125001	339
740101000	443	802100025	309	805125030	314	814100087	320	821065010	329	826150001	339
740108000	443	802100050	309	805125045	314	814125045	320	821080006	328	827040000	325
740114000	443	802100075	309	805125087	313	814125087	320	821080010	329	827040001	326
740133000	443	802100100	309	805150015	314	814150045	320	821100006	328	827042040	325
740139000	443	802100150	309	805150030	314	814150087	320	821100010	329	827050000	325
740159000	443	802100200	309	805150045	314	815050040	321	821125006	328	827050001	326
740168000	443	802100250	309	805150087	313	815065050	321	821125010	329	827053050	325
740213000	443	802100300	309	806065075	315	815080050	321	821150006	328	827065000	325
740219000	443	802125025	309	806065130	315	815100065	321	821150010	329	827065001	326
740269000	443	802125050	309	806065200	315	815100080	321	822040006	329	827073075	325
740273000	443	802125075	310	806080075	315	815125100	321	822040010	330	827080000	325
740323000	443	802125100	310	806080130	315	815150100	321	822050006	329	827080001	326
740337000	443	802125150	310	806080200	315	815150125	321	822050010	330	827100000	325
740424000	443	802125200	310	806100075	315	816050040	321	822065006	329	827100001	326
740483000	443	802125250	310	806100130	315	816065050	321	822065010	330	827125000	325
740603000	443	802125300	310	806100200	315	816100065	321	822080006	329	827125001	326
740761000	443	802150025	310	806125075	315	816125100	321	822080010	330	827150000	325
740889000	443	802150050	310	806125130	315	816150100	321	822100006	329	827150001	326
770101000	441	802150075	310	806125200	315	816150125	321	822100010	330	850NS000000	216
770108000	441	802150100	310	807050000	315	817050040	322	822125006	329	89100316	374
770114000	441	802150150	310	807050040	316	817065040	322	822125010	330	89102316	374
770269000	441	802150200	310	807065000	315	817065050	322	822150006	329	89104316	374
770337000	441	802150250	310	807065050	316	817080065	322	822150010	330	89108316	374
770424000	441	802150300	310	807080000	315	817100050	322	823040000	332	89112316	374
770483000	441	8030400250	310	807100000	315	817100065	322	823040001	332	89114316	374
770510000	441	8030400500	310	807125000	315	817100080	322	823040002	333	89200316	374
770540000	441	8030400750	310	807150000	315	817125065	322	823040003	333	89304316	374
770570000	441	8030401000	310	808040045	316	817125100	322	823040004	334	89308316	374
770603000	441	8030401500	310	808040087	316	817150100	322	823050000	332	90100316	375
770700000	441	8030402000	310	808050045	316	817150125	322	823050001	332	90102316	375
770761000	441	8030402500	310	808050087	316	818050040	322	823050002	333	90104316	375
770889000	441	8030403000	310	808065045	316	818065050	322	823050003	333	90108316	375
774213000	441	8030500250	310	808065087	316	818080065	322	823050004	334	90112316	375
800101000	450	8030500500	310	808080045	316	818100050	322	823065000	332	90114316	375
800101316	353	8030500750	310	808080087	316	818100065	322	823065001	332	90200316	375
800108000	450	8030501000	310	808100045	316	818100080	322	823065002	333	90212316	375
800108316	353	8030501500	310	808100087	316	818125100	322	823065003	333	90300316	375
800114000	450	8030502000	310	808125045	316	818150125	322	823065004	334	90304316	375
800114316	353	8030502500	310	808125087	316	819040000	323	823080000	332	90308316	375
800133000	450	8030503000	310	808150045	316	819040001	323	823080001	332	90400316	375
800139000	450	8030650250	311	808150087	316	819040002	324	823080002	333	91102045	375
800139316	353	8030650500	311	809050040	317	819040003	324	823080003	333	91102090	375
800159000	450	8030650750	311	809065040	317	819040004	325	823080004	334	92100316	376
800168000	450	8030651000	311	809065050	317	819050000	323	823100000	332	92102316	376
800168316	353	8030651500	311	809080050	317	819050001	323	823100001	332	92104316	376
800194000	450	8030652000	311	809100040	317	819050002	324	823100002	333	92108316	376
800213316	353	8030652500	311	809100050	317	819050003	324	823100003	333	92112316	376
800219000	450	8030653000	311	809100065	317	819050004	325	823100004	334	92114316	376
800219316	353	8030800750	311	809100080	317	819065000	323	823125000	332	92200316	376
800244000	450	8030801000	311	809125050	317	819065001	323	823125001	332	92212316	376
800269000	450	8030801500	311	809125065	317	819065002	324	823125002	333	92300316	376
800269316	353	8030802000	311	809125100	317	819065003	324	823125004	334	92304316	376
800273000	450	8030802500	311	809150065	317	819065004	325	823150000	332	92308316	376
800273316	353	8030803000	311	809150100	317	819080000	323	823150001	332	92400316	376
800324000	450	8031000750	311	809150125	317	819080001	323	823150002	333	942130000	575
800324316	353	8031001000	311	810050040	317	819080002	324	823150004	334	942175881	576
800337000	450	8031001500	311	810065040	317	819080003	324	8240500600	334	942195000	574
800337316	353	8031002000	311	810065050	317	819080004	325	8240500750	334	942195001	574
800355000	450	8031002500	311	810080050	317	819100000	323	8240501000	334	942195002	576
800406000	450	8031003000	311	810080065	317	819100001	323	8240501100	334	942195003	576
800424000	450	8031250750	311	810100040	317	819100002	324	8240501250	334	942195005	574
800424316	353	8031251000	311	810100050	317	819100003	324	8240501500	334	942195006	576
800483000	450	8031251500	311	810100065	317	819100004	325	8240502000	334	942195007	576
800483316	353	8031252000	311	810100080	317	819125000	323	8240502500	334	942205881	576
800570000	450	8031252500	311	810125050	317	819125001	323	825040011	335	942220003	576
800603000	450	8031253000	311	810125065	317	819125002	324	825040022	335	942240000	574
800603316	353	8031500750	311	810125100	317	819125003	324	825040033	335	942240001	575
800700000	450	8031501000	311	810150065	317	819125004	325	825040044	336	942245001	574
800761000	450	8031501500	311	810150100	317	819150000	323	825040055	336	942245003	576

942245881	576
942460000	574
942460001	575
950100001	571
950102001	571
950111001	571
950111002	572
950111003	571
950114001	571
950114002	572
950114003	571
950304001	571
951100000	572
951102000	572
951112000	572
951114000	572
951200000	572
951304000	572
951308000	572
952100000	573
952102000	573
952112000	573
952114000	573
952200000	573
952304000	573
952308000	573
958100000	570
958114000	570
971102000	578
971308000	578
973102000	578
973308000	578
973308001	578
975102006	584
975104000	584
975104006	584
975108000	584
975308000	584
975308006	584
979000000	585
979102002	585
979304002	585
979308002	585
981100000	395
981102000	395
981104000	395
981112000	395
981114000	395
981200000	395
981304000	395
981308000	395
982100000	396
982100001	397
982102000	396
982102000FB	398
982102000FR	398
982102001	397
982104000	396
982112000	396
982112001	397
982114000	396
982114001	397
982200000	396
982200001	397
982212000	396
982300000	396
982304000	396
982304001	397
982308000	396
982308001	397
983100000	399
983100001	400
983100002	401
983102000	399
983102001	400
983102002	401
983104000	399
983104001	400
983104002	401
983112000	399
983112001	400
983112002	401
983114000	399
983114001	400
983114002	401
983200000	399
983200001	400
983200002	401
983212000	399
983212001	400
983212002	401
983300000	399
983300001	400
983300002	401
983304000	399
983304001	400
983304002	401
983308000	399
983308001	400
983308002	401
983400000	399
983400001	400
983400002	401
984100000	406
984102000	406
984112000	406
984114000	406
984200000	406
984304000	406
985100000	403
985102000	403
985112000	403
985114000	403
985200000	403
985212000	403
985300000	403
985304000	403
985400000	403
986100000	404
986100316	405
986102000	404
986102316	405
986104000	404
986104316	405
986112000	404
986112316	405
986114000	404
986114316	405
986200000	404
986200316	405
986212316	405
986300316	405
986304000	404
986304316	405
986308000	404
986308316	405
986400316	405

NOTE

NOTE

Manufacturing Plant
Pilastro[Mantova]

RacMet Academy
Campitello [Academy]

Head Office and Manufacturing Plant
Campitello [Mantova]

55 years

RACCORDERIE METALLICHE

1970 - 2025

RACCORDERIE METALLICHE S.P.A.
Strada Sabbionetana, 59
46010 Campitello di Marcaria (MN) ITALY
Tel. +39 0376 96001
info@racmet.com
raccorderiemetalliche.com
follow us on