304L
MARINE

Sistemi di raccordi a pressare profilo M

PRESS FITTING SYSTEMS M PROFILE

PRESSFITTINGSYSTEME M-PROFIL

SYSTÈME À SERTIR PROFIL M

SISTEMA DE ACCESORIOS PARA PRENSAR PERFIL M

Il sistema pressfitting - profilo M

RACCORDERIE METALLICHE utilizza per i propri prodotti la tecnica di giunzione con profilo "M". Durante la pressatura avviene una deformazione a 2 livelli. Il primo livello di resistenza si realizza in seguito alla deformazione meccanica del raccordo e della tubazione, un collegamento indissolubile che garantisce la resistenza meccanica dello stesso. La tenuta idraulica viene garantita dall'O-Ring deformato nella sua sezione: grazie alla sua elasticità, garantisce l'ermeticità permanente della giunzione.

Il profilo dell'anello di tenuta (O-Ring)

I tradizionali sistemi di raccordi a pressare utilizzano anelli di tenuta (O-Ring) a sezione circolare che in caso di lavorazione non appropriata, sono facilmente soggetti ad essere danneggiati. Raccorderie Metalliche usa un'anello di tenuta brevettato a profilo lenticolare (lenring) che aderisce perfettamente alla camera toroidale. Ne conseguono i seguenti vantaggi:

- Una superficie di tenuta maggiore del 20%;
- Notevole diminuzione del rischio di danneggiamento dell'anello di tenuta;
- Facilita l'inserimento del tubo.

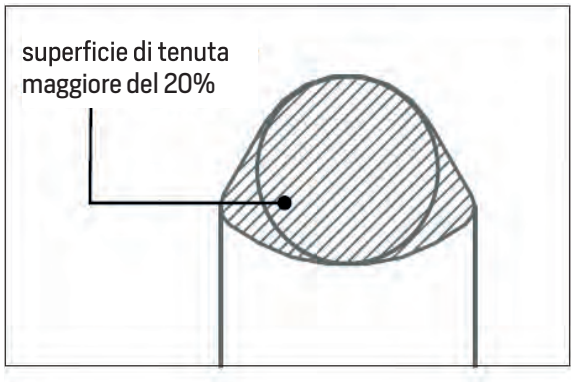

Il materiale impiegato nella realizzazione dei raccordi e dei tubi

I raccordi ed i tubi della linea INOXPRES® sono in acciaio inossidabile AISI 316L. A differenza dei tradizionali sistemi in acciaio AISI316, i prodotti INOXPRES® presentano un minor contenuto di carbonio che conferisce all'acciaio una maggiore resistenza alla corrosione.

Anelli di tenuta - Campi di impiego e caratteristiche tecniche

INDICAZIONI TECNICHE	COLORI	TEMPERATURE D'ESERCIZIO MIN / MAX GRADI CELSIUS	PRESSIONE D'ESERCIZIO MAX IN BAR	OMOLOGAZIONE E NORME	CAMPI D'IMPIEGO	INSERITO IN FABBRICA
EPDM	Nero	-20 / +120 °C	16	KTW W 270 DVGW W 534	Acqua potabile, Riscaldamento Circuiti di raffreddamento, Acque trattate, Acque completamente dissalate, Acqua piovana, Aria compressa (Classe 1 ÷ 4)	sì
NBR HNBR	Giallo	-20 / +70 °C	5	G 260HTB DVGW G 5614	Gas naturale, Gas metano, GPL (fase gassosa)	sì
FKM	Verde	-20 / +220 °C	16	-	Solare, Aria compressa (Classe 5), Acqua salmastra	sì
STEAM	Bianco	-20 / 165 °C	7 bara / 6 barg	-	Vapore saturo	sì
MVQ	Rosso	-20 / +180 °C	16	-	Applicazioni industriali dopo la verifica da parte di RM	no

Norma di riferimento

EN 10217-7:2014

WERKSTOFF NR.	C ≤ %	SI ≤ %	MN ≤ %	P ≤ %	S ≤ %	N ≤ %	CR %	MO %	NI %
AISI316 / W.1.4401	0,07	1	2	0,05	0,02	0,11	16,5	2	10
X5CrNiMo 17-12-2									
AISI316L / W. 1.4404	0,03						18,5	2,5	13
X2CrNiMo 17-12-2									

RM RACCORDERIE METALLICHE

Pressfitting system - M profile

The junction connection of RACCORDERIE METALLICHE press fitting systems is with "M" contour. During the pressing process a deformation takes place on two planes.
The first plane creates a permanent connection and provides mechanical strength through the mechanical deformation of the press fitting and the pipe. On the second plane the seal ring is deformed in its cross section and through its elastic properties creates the permanently tight joint.

Sealing ring profile (O-Ring)

Traditional press fitting systems use round sealing rings, which can easily be damaged by careless fitting. RM on the other hand uses a patented sealing ring with a lenticular profile which fits the press crimp groove. This provides the following advantages:

- A 20% enlargement of the sealing surface area;
- Major reduction of the risk of the sealing ring being pressed out or damaged;
- Fìit makes the pipes insertion easier.

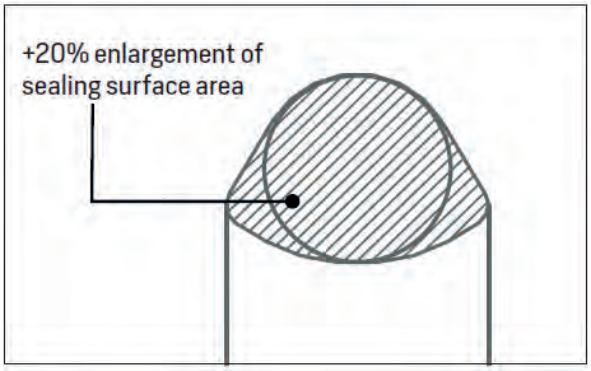

Description of the material used to produce stainless steel pipes and fittings

Pipes and fittings of INOXPRES® are made in stainless steel AISI 316L. Unlike traditional systems made with AISI316, INOXPRES® products present a lower content of carbon that gives a higher resistance to corrosion.

Sealing rings - Fields of applications and technical data

TECHNICAL TERM	COLOUR	OPERATING TEMPERATURE MIN. -/MAX. DEGREES CENTIGRADE	OPERATING PRESSURE MAXIMUM IN BAR	APPROVALS AND CERTIFICATION BASIS	FIELDS OF APPLICATION	FACTORY FITTED
EPDM	black	-20 / +120 °C	16	KTW W 270 DVGW W 534	Potable water, Heating, Cooling and refrigeration circuits, Treated water, Desalinated water, Rain-water, Compressed air (Class 1÷4)	yes
NBR HNBR	yellow	-20 / +70 °C	5	G 260HTB DVGW G 5614	Natural gas, Methane gas, GPL (gaseous state)	yes
FKM	green	-20 / +220 °C	16	-	Solar, Compressed air (Class 5), Salt water	yes
STEAM	white	-20 / 165 °C	7 bara / 6 barg	-	Saturated Steam	yes
MVQ	red	-20 / +180 °C	16	-	Industrial applications following approval by RM	no

Reference norm

EN 10217-7:2014

WERKSTOFF NR.	C ≤ %	SI ≤ %	MN ≤ %	P ≤ %	S ≤ %	N ≤ %	CR %	MO %	NI %
AISI316 / W.1.4401	0,07	1	2	0,05	0,02	0,11	16,5	2	10
X5CrNiMo 17-12-2									
AISI316L / W. 1.4404	0,03						18,5	2,5	13
X2CrNiMo 17-12-2									

Le fasi di installazione - profilo M

Installation process - M profile

Attrezzatura per la preparazione del tubo / Tools for the pipe set-up

Macchine e attrezzature per la pressata / Pressing machines and tools

Taglio del tubo / Cutting the pipe to length

Sbavatura del tubo / Deburring the pipe

Controllo O-ring / Checking the sealing ring

Marcatura della profondità d'innesto / Marking the insertion depth

Preparazione della macchina pressatrice / Press machine preparation

Assemblaggio attraverso pressatura / Making the press connection

Controllo della pressatura / Checking the press connection

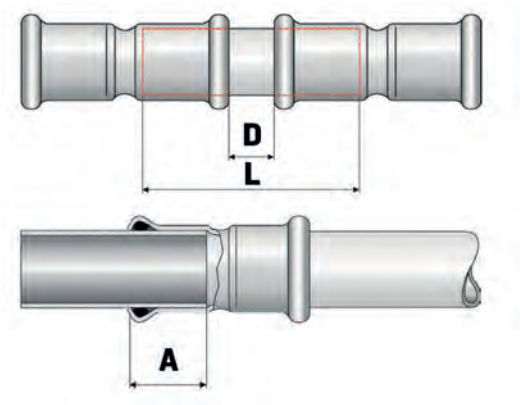

A = Quota d'innesto
D = Distanza minima
L = Lunghezza minima di tubo

A = insertion depth
D = minimum distance
L = minimum pipe length tubo

Profondità d'innesto e distanze minime

Insertion depth and minimum distances

Diametro esterno tubi in mm Pipe outside diameter in mm	A mm	D mm	L mm
12	18	20	56
15	20	20	60
18	20	20	60
22	21	20	62
28	23	20	66
35	26	20	72
42	30	40	100
54	35	40	110
76,1	55	60	170
88,9	60	60	180
108	75	60	210
139,7	95	100	290
168,3	113	100	326

VIDEO TUTORIAL

Scopri sul nostro canale YouTube, come installare il sistema Pressfitting !

Find out more on our YouTube channel, how to install Pressfitting system !

FOCUS ON

LA GIUNZIONE OVERSIZE DIAMETRO 139-168 mm

THE OVERSIZE RANGE DIAMETER 139-168 mm

OVERSIZE è una nuova gamma a pressare in acciaio inossidabile AISI 316L disponibile nei diametri 139.7 e 168.3 mm.
Diversamente dai diametri fino al 108 mm, le fasi di pressatura delle dimensioni Oversize 139,7 e 168,3 mm devono essere realizzate attraverso due fasi di pressatura distinte.
Con la catena dedicata si procede secondo le sottostanti fasi di lavoro.

The Oversize is a new pressfitting range, made of AISI 316L stainless steel available in 139 and 168mm diameters.
Unlike diameters up to 108 mm, the pressing phases of the Oversize 139.7 and 168.3 mm dimensions must be carried out in two distinct pressing phases.
Using the dedicated chain, follow the instructions listed below.

1º FASE di PRESSATURA

a) Aprire la catena e posizionarla sul raccordo: la scanalatura della catena deve essere posizionata esattamente sopra la camera toroidale del raccordo.
b) Chiudere la catena e premere il pulsante di blocco.
c) Ruotare il fermo verso l'interno ed innestare il blocco.
d) Effettuare l'operazione di pressatura nº 1.
e) Sganciare e ruotare il fermo, aprire la catena e rimuoverla dal raccordo.

1st PRESSING PHASE

a) Open the chain and place it around the fitting: the groove of the chain must be positioned exactly above the toroidal chamber of the fitting.
b) Close the chain and press the lock button.
c) Rotate the latch inwards and engage the lock.
d) Carry out pressing operation nº 1.
e) Unhook and rotate the latch, open the chain and remove it from the fitting.

Assemblaggio pressatura nº1 / *Press assembly phase 1*

Scanalatura della catena sopra la sede di contenimento dell'o-ring
Chain groove above the o-ring groove



VIDEO TUTORIAL

Scopri sul nostro canale YouTube come installare la nuova gamma Oversize!

Find out more on our YouTube channel, how to install the new Oversize range!

2º FASE di PRESSATURA

a) Posizionare la catena nella zona del "bicchiere", allineandola con le apposite guide sopra la sede di contenimento dell'o-ring.
b) Chiudere la catena e premere il pulsante di blocco.
c) Ruotare il fermo verso l'interno ed innestare il blocco.
d) Effettuare l'operazione di pressatura nº 2.
e) Sganciare e ruotare il fermo, aprire la catena e rimuoverla dal raccordo.

2nd *PRESSING PHASE*

a) Position the chain around the pipe socket, aligning it with the appropriate guides above the containment groove of the o-ring.
b) Close the chain and press the lock button.
c) Rotate the latch inwards and engage the lock.
d) Carry out pressing operation nº 2.
e) Unhook and rotate the latch, open the chain and remove it from the fitting.

Assemblaggio pressatura nº2 / *Press assembly phase 2*

Guide sopra la sede di contenimento dell'o-ring
Guides over the o-ring groove



Controllo visivo pressatura Oversize /
Visual inspection of oversize pressing

Dopo la pressatura occorre verificare che la giunzione sia stata realizzata correttamente e che la profondità d'innesto sia stata rispettata.

After pressing, the connection must be checked to ensure that the work has been carried out correctly and that the insertion depth is correct.

L'installatore deve inoltre assicurarsi che tutte le giunzioni siano effettivamente state pressate.
A pressatura avvenuta, le giunzioni non devono più essere sollecitate meccanicamente.
L'allineamento della tubazione e il fissaggio dei collegamenti filettati devono quindi essere effettuati prima della pressatura.
È comunque consentito muovere e sollevare leggermente la tubazione, ad es. per lavori di verniciatura.

The fitter must also ensure that all connections have been adequately pressed.
Once pressing has been complete, the connections must not be subjected to further mechanical loads.
The alignment of the pipeline and the fixing of the threaded connections must therefore be carried out before pressing.
Slight movement and lifting of pipes, e.g. for painting work, is permitted.

Certificazioni / Certifications

SETTORE CIVILE / CIVIL SECTOR

PRODUKTE DER WASSERVERSORGUNG	DW-8511AU2084 (W 534)	Ø 15 – 168 mm
EDELSTAHLROHR "INOXPRES" - 1.4404	DV-7301 BM3426 (GW 541)	Ø 15 – 108 mm
EDELSTAHLROHR "INOXPRES" - 1.4521	DW-7301 BT0667 (GW 541)	Ø 15 – 54 mm
ROHRSYSTEM EDELSTAHL "INOXPRES" PRESSFITTINGSYSTEM AUS EDELSTAHL DN 20 BIS DN 80 VERWENDUNG: IN ORTSFESTEN WASSERLÖSCHANLAGEN	G 4060006 (VdS 2344 - VdS 2100)	Ø 22 – 88,9 mm
TRINKWASSERHAUSINSTALLATIONSSYSTEM = INOXPRES®=	W 1.402 (W 402)	Ø 15 – 108 mm
TRINKWASSERVERTEILSYSTEME	0007-4278 (ZW 132-GW514-W534)	Ø 15 – 108 mm
INOXPRES RANGE OF STAINLESS STEEL FITTINGS	240404019	Ø 15 – 108 mm
SYSTÈMES DE CANALISATIONS DE DISTRIBUTION D'EAU - SYSTÈME INOXPRES	79-2217_V1	Ø 15 – 108 mm
ATTESTATION DE CONFORMITE SANITAIRE - SYSTÈME INOXPRES	23 ACC LY 357	Ø 15 – 108 mm
PRESFITTINGS TIL RUSTFRI STÅLRØR INOXPRES RUSTFRI STÅLRØR TIL BRUGSVANDSINSTALLATIONER I BYGNING OG JORD INOXPRES	VA 1.22/19224 VA 1.12/18410	Ø 15 – 108 mm
INOXPRES PIPES INOXPRES FITTINGS	02/00016 03/00224	Ø 15 – 108 mm
PRESSKOPPLINGAR FÖR ROSTFRIA STÅLRÖR	1174/99	Ø 15 – 108 mm
STAINLESS STEEL PRESS FITTING - INOXPRES® - (WATER SUPPLY) STAINLESS STEEL TUBE - INOXPRES® - (WATER SUPPLY)	K40834 K40835	Ø 15 – 108 mm
INOXPRES PRESSFITTINGSSYSTEM I RUSTFRITT STÅL	Nr. 1623	Ø 15 – 108 mm
INOXPRES PRESSFITTING SYSTEM	POCC IT. AM05.H05079	Ø 15 – 108 mm
STAINLESS STEEL INOXPRES CRIMP FITTINGS (WATER SUPPLY)	TEST REPORT ZH 173	Ø 15 – 108 mm
ROZSDAMENTES ACÉL CSÖVEK ÉS PRÉSIDOMOK INOXPRES	A-42/2017	Ø 15 – 108 mm
INOXPRES ROZSDAMENTES ACÉL PRÉSKÖTÉSŰ CSŐRENDSZER	20-CPR-282-(C-22/2017)	Ø 15 – 108 mm
LACZNIKI ZAPRASOWYWANE ZE STALI SYSTEMU INOXPRES I STEELPRES DO LACZENIA RUR ZE STALI	ITB-KOT-2019/1222 WYDANIE 1	Ø 15 – 108 mm
RURY I ŁĄCZNIKI ZAPRASOWYWANE INOXPRES DN20 ÷ DN100 DO STAŁYCH URZĄDZEŃ GAŚNICZYCH WODNYCH	ITB-KOT-2020/1502 WYDANIE 2	Ø 22 – 108 mm
SYSTEM ZACISKOWY INOXPRES: RURY I ZŁĄCZKI ZACISKOWE	B.BK.60110.1527.2022	Ø 15 – 108 mm
SYSTÉM TRUBEK A LISOVACÍCH TVAROVEK Z NEREZOVÉ OCELI	202/C5/2022/B-00659-22	Ø 15 – 108 mm
RACCORDI A PRESSARE IN ACCIAIO INOSSIDABILE / STAINLESS STEEL PRESSFITTINGS PRODOTTI E COMPONENTI UTILIZZATI A CONTATTO CON ACQUA POTABILE PRODUCT AND ELEMENTS IN CONTACT WITH DRINKING WATER	ICIM-CAP-009671-03	Ø 15 – 168,3 mm
WATER SUPPLY - METALLIC FITTINGS AND END CONNECTORS; STAINLESS STEEL PIPES AND TUBE FOR PRESSURE APLLICATIONS	WMK25928 WMK25929	Ø 15 – 108 mm

Certificazioni / Certifications

SETTORE NAVALE / SHIPYARD SECTOR			
MECHANICAL JOINTS COMPRESSION COUPLINGS PRESSTYPE	38058/CO BV	Ø 15 – 108 mm
TUBE FITTINGS – INOXPRES	TAP000017J	Ø 15 – 108 mm
PIPE, DUCT, TRUNK – INOXPRES	MEDB00007F0	Ø 15 – 108 mm
PRESS FIT SYSTEM OF COMPRESSION TYPE FOR PIPING SYSTEMS	LR 231904 01 TA	Ø 15 – 108 mm
INOXPRES, PIPING SYSTEM AND FITTING	MIL46378-PE002	Ø 15 – 108 mm
GIUNTI MECCANICI PER TUBOLATURE – INOXPRES MECHANICAL JOINTS FOR PIPES – INOXPRES	MAC 398323CS/002	Ø 15 – 108 mm
INOXPRES, PIPING SYSTEM AND FITTING	19-GE1920310-PDA	Ø 15 – 108 mm
INOXPRES, MECHANICAL JOINTS	ML 24PTB00011	Ø 15 – 108 mm

Campi di applicazione / Fields of application

inoxPRES®

- Acqua potabile / Potable water
- Riscaldamento / Heating
- Raffrescamento / Cooling
- Acque di processo / Process water
- Aria compressa / Compressed air (BAR)
- Antincendio / Fire protection systems

inoxPRES® O-ring EPDM

Nero | Black | Schwarz | Noir | Negro



SCOPRI LA GAMMA inoxPRES®
DISCOVER THE RANGE

Un marchio di qualità per i materiali a contatto con l'acqua potabile

A QUALITY BRAND FOR MATERIALS COMING IN CONTACT WITH DRINKING WATER

ICIM attesta che gli oggetti prodotti e/o commercializzati dall'Organizzazione **Raccorderie Metalliche S.p.A.**:

- **Tubi e raccordi a pressare in acciaio inox (inoxPRES - inoxPRES UNIKO);**
- **Tubi e raccordi a pressare in rame e bronzo (aesPRES - aesPRES UNIKO);**
- **Tubi e raccordi a pressare in cupronickel (marinePRES);**
- **Raccordi a pressare in acciaio inox;**

sono idonei al contatto con acqua potabile destinata al consumo umano.
(riferimento D.M. n.174 del 6 aprile 2004)

ICIM certifies that the products manufactured and/or marked by **Raccorderie Metalliche S.p.A.**:

- **Stainless steel pipes and pressfittings (inoxPRES - inoxPRES UNIKO);**
- **Copper and bronze pipes and pressfittings (aesPRES - aesPRES UNIKO);**
- **Copper/nickel pipes and pressfittings (marinePRES);**
- **Welding fittings in stainless steel;**

are suitable for contact with drinking water intended for human consumption.
(Re: Ministerial Decree n.174 dated 6 April 2004)

I prezzi dei tubi sono validi fino a nuova comunicazione.
Pipe prices are valid until new update.
Die Rohrpreise gelten bis auf weiteres .
Les prix des tubes sont valables jusqu'à nouvelle communication.
Los precios de las tuberías son válidos hasta nueva comunicación.

116/200 6 m

≤54 B 30 31
76÷108 B 30 32

TUBO IN ACCIAIO INOSSIDABILE

- STAINLESS STEEL PIPE
- EDELSTAHL ROHR
- TUBE EN ACIER INOXYDABLE
- TUBO DE ACERO INOXIDABLE

NORM: EN 10217-7 (DIN 17455) - EN 10312

Mat. Nr.: 1.4404 (AISI 316L) L=6 m
Crudo - Not annealed - Ungeglüht - Non-hypertrempé - Crudo

CODE	Dimensions mm x mm	Ø int mm	L m	kg/m	Volume l/m	Minimum package m	Bundle m	€/m
116015200	15 x 1,0	13	6	0,351	0,133	60	1014	17,69
116018200	18 x 1,0	16	6	0,426	0,201	60	1014	20,12
116022200	22 x 1,2	19,6	6	0,625	0,302	60	762	28,04
116028200	28 x 1,2	25,6	6	0,805	0,514	30	546	35,38
116035200	35 x 1,5	32	6	1,258	0,804	30	546	53,46
116042200	42 x 1,5	39	6	1,521	1,194	30	366	63,86
116054200	54 x 1,5	51	6	1,972	2,042	30	366	82,03
116076200	76,1 x 2,0	72,1	6	3,711	4,080	6	114	147,31
116088200	88,9 x 2,0	84,9	6	4,352	5,660	6	114	170,52
116108200	108 x 2,0	104	6	5,308	8,490	6	114	209,75

I prezzi dei tubi sono validi fino a nuova comunicazione.
Pipe prices are valid until new update.
Die Rohrpreise gelten bis auf weiteres .
Les prix des tubes sont valables jusqu'à nouvelle communication.
Los precios de las tuberías son válidos hasta nueva comunicación.

116/Oversize 6 m

B 30 36

TUBO IN ACCIAIO INOSSIDABILE

- STAINLESS STEEL PIPE
- EDELSTAHL ROHR
- TUBE EN ACIER INOXYDABLE
- TUBO DE ACERO INOXIDABLE

NORM: EN 10217-7 (DIN 17455) - EN 10312

Mat. Nr.: 1.4404 (AISI 316L) L=6 m
Crudo - Not annealed - Ungeglüht - Non-hypertrempé - Crudo

CODE	Dimensions mm x mm	Ø int mm	L m	kg/m	Volume l/m	Minimum package m	Bundle m	€/m
116139200*	139,7 x 2,0	135,7	6	6,896	14,460	6	60	333,89
116168200*	168,3 x 2,0	164,3	6	8,328	21,200	6	54	366,36
116139260	139,7 x 2,6	134,5	6	8,926	14,208	6	60	593,16
116168260	168,3 x 2,6	163,1	6	10,788	20,893	6	54	691,98

(*): non certificato DVGW – not certified DVGW – keine Zertifizierung DVGW – pas certifié DVGW – DVGW no certificado

I prezzi dei tubi sono validi fino a nuova comunicazione.
Pipe prices are valid until new update.
Die Rohrpreise gelten bis auf weiteres .
Les prix des tubes sont valables jusqu'à nouvelle communication.
Los precios de las tuberías son válidos hasta nueva comunicación.

116/203 3 m

≤54 B 30 31
76÷108 B 30 32

TUBO IN ACCIAIO INOSSIDABILE

- STAINLESS STEEL PIPE
- EDELSTAHL ROHR
- TUBE EN ACIER INOXYDABLE
- TUBO DE ACERO INOXIDABLE

NORM: EN 10217-7 (DIN 17455) - EN 10312

Mat. Nr.: 1.4404 (AISI 316L) L=3 m
Crudo - Not annealed - Ungeglüht - Non-hypertrempé - Crudo

CODE	Dimensions mm x mm	Ø int mm	L m	kg/m	Volume l/m	Minimum package m	€/m
116015203	15 x 1,0	13	3	0,351	0,133	60	18,58
116018203	18 x 1,0	16	3	0,426	0,201	60	21,15
116022203	22 x 1,2	19,6	3	0,625	0,302	36	29,44
116028203	28 x 1,2	25,6	3	0,805	0,514	30	37,14
116035203	35 x 1,5	32	3	1,258	0,804	18	56,10
116042203	42 x 1,5	39	3	1,521	1,194	12	67,09
116054203	54 x 1,5	51	3	1,972	2,042	12	86,15
116076203	76,1 x 2,0	72,1	3	3,711	4,080	6	154,61
116088203	88,9 x 2,0	84,9	3	4,352	5,660	6	179,04
116108203	108 x 2,0	104	3	5,308	8,490	6	220,26

I prezzi dei tubi sono validi fino a nuova comunicazione.
Pipe prices are valid until new update.
Die Rohrpreise gelten bis auf weiteres .
Les prix des tubes sont valables jusqu'à nouvelle communication.
Los precios de las tuberías son válidos hasta nueva comunicación.

116/300 6 m

≤54 B 30 31
76÷108 B 30 32

TUBO IN ACCIAIO INOSSIDABILE

- STAINLESS STEEL PIPE
- EDELSTAHL ROHR
- TUBE EN ACIER INOXYDABLE
- TUBO DE ACERO INOXIDABLE

NORM: EN 10217-7 (DIN 17455) - EN 10312

Mat. Nr.: 1.4404 (AISI 316L) L=6 m
Ricotto - Annealed - Geglüht - Hypertrempé - Recocido

CODE	Dimensions mm x mm	Ø int mm	L m	kg/m	Volume l/m	Minimum package m	Bundle m	€/m
116015300	15 x 1,0	13	6	0,351	0,133	60	1014	26,99
116018300	18 x 1,0	16	6	0,426	0,201	60	1014	29,00
116022300	22 x 1,2	19,6	6	0,625	0,302	60	762	38,91
116028300	28 x 1,2	25,6	6	0,805	0,514	30	546	47,73
116035300	35 x 1,5	32	6	1,258	0,804	30	546	70,34
116042300	42 x 1,5	39	6	1,521	1,194	30	366	84,34
116054300	54 x 1,5	51	6	1,972	2,042	30	366	106,95
116076300	76,1 x 2,0	72,1	6	3,711	4,080	6	114	178,39
116088300	88,9 x 2,0	84,9	6	4,352	5,660	6	114	209,33
116108300	108 x 2,0	104	6	5,308	8,490	6	114	256,91

B 30 33

I prezzi dei tubi sono validi fino a nuova comunicazione.
Pipe prices are valid until new update.
Die Rohrpreise gelten bis auf weiteres .
Les prix des tubes sont valables jusqu'à nouvelle communication.
Los precios de las tuberías son válidos hasta nueva comunicación.

116/030 6 m

TUBO IN ACCIAIO INOSSIDABILE

- STAINLESS STEEL PIPE
- EDELSTAHL ROHR
- TUBE EN ACIER INOXYDABLE
- TUBO DE ACERO INOXIDABLE

NORM: EN 10217-7 (DIN 17455) - EN 10312

Mat. Nr.: 1.4521 (AISI 444) L=6 m
Ricotto - Annealed - Geglüht - Hypertrempé - Recocido

CODE	Dimensions mm x mm	Ø int mm	L m	kg/m	Volume l/m	Minimum package m	Bundle m	€/m
116015030	15 x 1,0	13	6	0,351	0,133	60	1014	**11,44**
116018030	18 x 1,0	16	6	0,426	0,201	60	1014	**13,16**
116022030	22 x 1,2	19,6	6	0,625	0,302	60	762	**18,97**
116028030	28 x 1,2	25,6	6	0,805	0,514	30	546	**24,39**
116035030	35 x 1,5	32	6	1,258	0,804	30	546	**36,81**
116042030	42 x 1,5	39	6	1,521	1,194	30	366	**44,72**
116054030	54 x 1,5	51	6	1,972	2,042	30	366	**57,36**

NOTA / NOTE

Per le specifiche certificazioni delle tubazioni in ogni singolo paese, vedere sito web raccorderiemetalliche.com

For pipes certification's details of each country, please check our website raccorderiemetalliche.com

Die für jedes einzelne Land spezifischen Zertifizierungen der Rohre finden Sie auf die Website raccorderiemetalliche.com

Pour toute certification de tubes dans chaque pays, voir le site internet raccorderiermetalliche.com

Para conocer las certificaciones específicas de las tuberías en cada país, consulte el sitio web raccorderiemetalliche.com

I prezzi dei tubi sono validi fino a nuova comunicazione.
Pipe prices are valid until new update.
Die Rohrpreise gelten bis auf weiteres .
Les prix des tubes sont valables jusqu'à nouvelle communication.
Los precios de las tuberías son válidos hasta nueva comunicación.

114/200 6 m

≤54 B 30 34
76÷108 B 30 35

TUBO IN ACCIAIO INOSSIDABILE

- STAINLESS STEEL PIPE
- EDELSTAHL ROHR
- TUBE EN ACIER INOXYDABLE
- TUBO DE ACERO INOXIDABLE

NORM: EN 10217-7 (DIN 17455) - EN 10312
NOTE: Paese Italia - conforme al DM 174 per veicolazione acqua potabile;
Italy country - according to DM 174 for drinking water transport;

Mat. Nr.: 1.4307 (AISI 304L) L=6 m
Crudo - Not annealed - Ungeglüht - Non-hypertrempé - Crudo

CODE	Dimensions mm x mm	Ø int mm	L m	kg/m	Volume l/m	Minimum package m	Bundle m	€/m
114015200	15 x 1,0	13	6	0,351	0,133	60	1014	**11,45**
114018200	18 x 1,0	16	6	0,426	0,201	60	1014	**13,49**
114022200	22 x 1,2	19,6	6	0,625	0,302	60	762	**19,03**
114028200	28 x 1,2	25,6	6	0,805	0,514	30	546	**24,50**
114035200	35 x 1,5	32	6	1,258	0,804	30	546	**36,98**
114042200	42 x 1,5	39	6	1,521	1,194	30	366	**45,50**
114054200	54 x 1,5	51	6	1,972	2,042	30	366	**60,25**
114076200	76,1 x 2,0	72,1	6	3,711	4,080	6	114	**113,84**
114088200	88,9 x 2,0	84,9	6	4,352	5,660	6	114	**119,99**
114108200	108 x 2,0	104	6	5,308	8,490	6	114	**129,59**

A 50 50

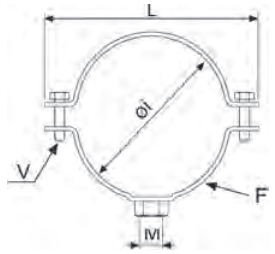

156

COLLARE PER TUBO INOXPRES

- CLAMP FOR INOXPRES PIPE
- ROHRSCHELLE FÜR INOXPRES ROHR
- COLLIER POUR TUBE INOXPRES
- ABRAZADERA PARA TUBO INOXPRES

MATERIAL: AISI 304 - 1.4301
NOTE: dado saldato con puntatura elettrica
spot welded nut

CODE	DN mm	M	F Lg x Sp mm	V mm	L mm	g			€
156015304	15	M 8	20 x 2,5	M 6 x 20	48	52	1	50*	5,83
156308304	18	M 8	20 x 2,5	M 6 x 20	53,5	58	1	50*	5,83
156102304	22	M 8	20 x 2,5	M 6 x 20	58	62	1	50*	5,61
156304304	28	M 8	20 x 2,5	M 6 x 20	63,5	68	1	50*	5,81
156100304	35	M 8	20 x 2,5	M 6 x 20	70	76	1	50*	6,50
156114304	42	M 8	20 x 2,5	M 6 x 20	79	88	1	50*	7,20
156054304	54	M 8	20 x 2,5	M 6 x 25	94	102	1	50*	8,46
156212304	76,1	M 10	30 x 2,5	M 6 x 25	115	200	1	20*	14,82
156300304	88,9	M 10	30 x 2,5	M 6 x 25	128	221	1	20*	16,16
156108304	108	M 10	30 x 2,5	M 6 x 25	149	252	1	20*	18,73

(*) unità minima di vendita / minimum selling quantity

A 50 50

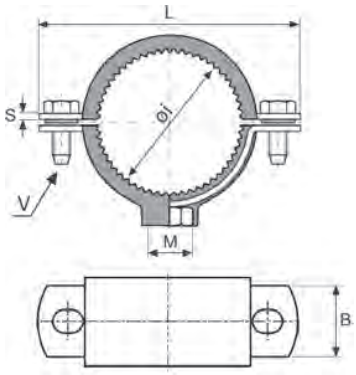

Conforme a
Conform to
Entsprechend
Correspondant
Conforme a la
DIN 4109

156/G

COLLARE GOMMA PER TUBO INOXPRES

- CLAMP WITH RUBBER FOR INOXPRES PIPE
- ROHRSCHELLE MIT GUMMIEINLAGE FÜR INOXPRES ROHR
- COLLIER DE FIXATION GARNITURE ISOPHONIQUE POUR TUBE INOXPRES
- ABRAZADERA ISOFÓNICA PARA TUBO INOXPRES

MATERIAL: AISI 304 - 1.4301
VULCANIZED RUBBER: EPDM (-20° C/+120° C) durezza/hardness 55 Shore
NOTE: dado saldato con puntatura elettrica
spot welded nut

CODE	DN mm	M	V mm	B mm	S mm	L mm	g			€
156150304G	15	M 8	M 6 x 20	20	2,5	58	72	1	50*	11,85
156308304G	18	M 8	M 6 x 20	20	2,5	58	76	1	50*	11,85
156102304G	22	M 8	M 6 x 20	20	2,5	63,5	86	1	50*	12,08
156304304G	28	M 8	M 6 x 20	20	2,5	70	94	1	50*	12,56
156100304G	35	M 8	M 6 x 20	20	2,5	79	112	1	50*	13,31
156114304G	42	M 8	M 6 x 20	20	2,5	85	120	1	50*	15,51
156112304G	54	M 8	M 6 x 25	20	2,5	97	142	1	50*	16,91
156212304G	76,1	M 10	M 6 x 25	30	2,5	128	308	1	10*	25,68
156300304G	88,9	M 10	M 6 x 25	30	2,5	148	346	1	10*	27,83
156108316G **	108	M 8 / 10	M 6 x 25	20	2	168	200	1	10*	23,30

(*) unità minima di vendita / minimum selling quantity
(**) Gomma staccabile - Detachable rubber - Abnehmbare Gummi - Caoutchouc amovible - Goma desmontable AISI 316 / 1.4401 (famiglia / family A 50 51)

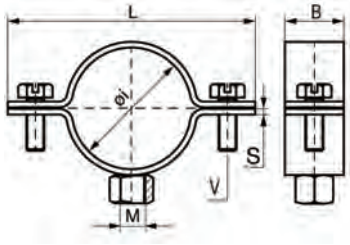

A 50 51

156/316L

COLLARE FISSAGGIO TUBO - SERIE PESANTE

- CLAMP - HEAVY SERIES
- ROHRSCHELLE - SCHWERE SERIE
- COLLIER DE FIXATION - SÉRIE LOURDE
- ABRAZADERA - SERIE PESADA

MATERIAL: AISI 316L - 1.4404
NOTE: dado saldato con puntatura elettrica
spot welded nut

CODE	DN mm	M	V mm	B mm	S mm	L mm	g		€
156500316	139,7	M 10	M 6 x 25	20	2,5	179	210	10*	**25,69**
156600316	168,3	M 10	M 6 x 25	20	2,5	203	240	10*	**27,17**

(*) unità minima di vendita / minimum selling quantity

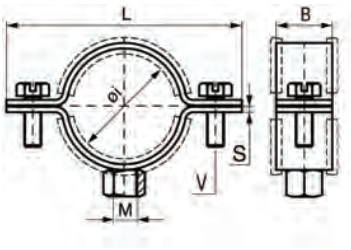

A 50 51

156/316L G

COLLARE CON GOMMA - SERIE PESANTE

- CLAMP WITH RUBBER - HEAVY SERIES
- ROHRSCHELLE MIT GUMMIEINLAGE - SCHWERE SERIE
- COLLIER DE FIXATION GARNITURE ISOPHONIQUE - SÉRIE LOURDE
- ABRAZADERA ISOFÓNICA - SERIE PESADA

MATERIAL: AISI 316L - 1.4404
VULCANIZED RUBBER: EPDM (-20° C/+120° C) durezza/hardness 55 Shore
NOTE: dado saldato con puntatura elettrica
spot welded nut

CODE	DN mm	M	V mm	B mm	S mm	L mm	g		€
156500316G	139,7	M 10	M 6 x 25	20	2,5	179	250	10*	**28,84**
156600316G	168,3	M 10	M 8 x 35	25	2,5	233	470	10*	**31,61**

(*) unità minima di vendita / minimum selling quantity

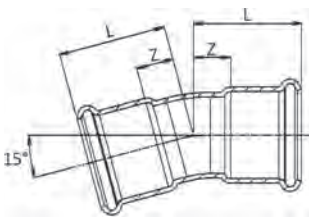

181/150

≤54 B 10 11
76÷108 B 10 12

CURVA 15° FF

- 15° ELBOW FF
- BOGEN 15° II
- COUDE FF 15°
- CURVA 15° HH

MATERIAL: AISI 316L – 1.4404
O-RING: EPDM nero - black - Schwarz - noir - negro

CODE	De mm	L mm	Z mm	g			€
181015150	15	30	10	50	20	300	17,50
181018150	18	32	12	52	20	300	19,36
181022150	22	33	12	82	20	100	22,47
181028150	28	36	13	112	10	100	27,07
181035150	35	37	11	123	10	60	32,39
181042150	42	42	12	175	4	40	46,76
181054150	54	49	12	268	2	20	60,05
181076150C	76,1	87,5	32,5	777	2	2	223,95
181088150C	88,9	100,5	40,5	1032	2	2	266,84
181108150C	108	109,5	34,5	1412	2	2	363,83

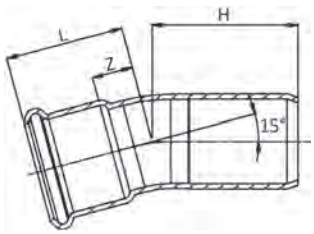

181/151

≤54 B 10 11
76÷108 B 10 12

CURVA 15° MF

- 15° ELBOW MF
- BOGEN 15° IA
- COUDE MF 15°
- CURVA 15° HM

MATERIAL: AISI 316L – 1.4404
O-RING: EPDM nero - black - Schwarz - noir - negro

CODE	De mm	L mm	H mm	Z mm	g			€
181015151	15	30	40	10	50	20	300	17,50
181022151	22	33	41	12	82	20	100	21,21
181028151	28	36	43	13	112	10	100	25,23
181035151	35	37	41	11	133	10	60	32,29
181042151	42	42	55,5	12	165	4	40	45,03
181054151	54	49	55	13	293	2	20	57,74
181076151C	76,1	87,5	95,5	32,5	743	2	2	205,48
181088151C	88,9	100,5	108,5	40,5	988	2	2	245,29
181108151C	108	109,5	118	34,5	1332	2	2	334,98

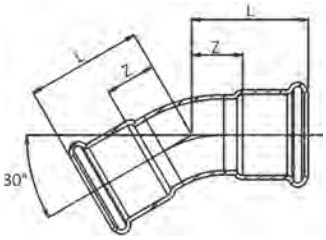

181/300

≤54 B 10 11
76÷108 B 10 12

CURVA 30° FF

- 30° ELBOW FF
- BOGEN 30° II
- COUDE FF 30°
- CURVA 30° HH

MATERIAL: AISI 316L – 1.4404
O-RING: EPDM nero - black - Schwarz - noir - negro

CODE	De mm	L mm	Z mm	g			€
181015300	15	33	13	50	20	300	**17,50**
181018300	18	32	12	52	20	300	**19,36**
181022300	22	37	16	82	20	100	**22,47**
181028300	28	41	18	112	10	100	**27,07**
181035300	35	37	11	123	10	60	**32,39**
181042300	42	44	14	175	4	40	**46,76**
181054300	54	52	17	268	2	20	**60,05**
181076300	76,1	100	45	900	2	2	**223,95**
181088300	88,9	115	64	1250	2	2	**266,84**
181108300	108	127	68	1700	2	2	**363,83**

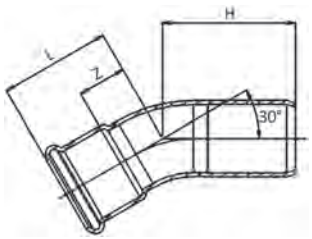

181/301

≤54 B 10 11
76÷108 B 10 12

CURVA 30° MF

- 30° ELBOW MF
- BOGEN 30° IA
- COUDE MF 30°
- CURVA 30° HM

MATERIAL: AISI 316L – 1.4404
O-RING: EPDM nero - black - Schwarz - noir - negro

CODE	De mm	L mm	H mm	Z mm	g			€
181015301	15	33	43	13	50	20	300	**17,50**
181022301	22	37	46	16	82	20	100	**21,21**
181028301	28	41	48	18	112	10	100	**25,23**
181035301	35	37	46	11	133	10	60	**30,17**
181042301	42	44	54	14	195	4	40	**45,03**
181054301	54	52	63	17	293	2	20	**57,74**
181076301	76,1	100	108	45	900	2	2	**205,48**
181088301	88,9	115	123	64	1250	2	2	**245,29**
181108301	108	127	136	68	1700	2	2	**334,98**

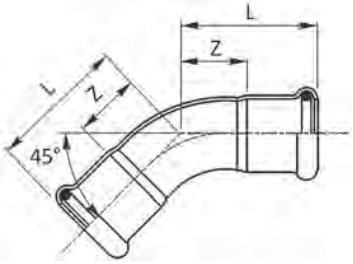

181/450

≤54 B 10 11
76÷108 B 10 12
≥139 B 10 17

CURVA 45° FF

- 45° ELBOW FF
- BOGEN 45° II
- COUDE FF 45°
- CURVA 45° HH

MATERIAL: AISI 316L – 1.4404
O-RING: EPDM nero - black - Schwarz - noir - negro

CODE	De mm	Radius	L mm	Z mm	g			€
181015450C	15	1,2 De	27,5	7,5	39	20	400	14,40
181018450C	18	1,2 De	29,5	9,5	48	20	300	15,94
181022450C	22	1,2 De	32	11	63	20	200	18,50
181028450C	28	1,2 De	37	14	90	10	100	22,27
181035450	35	1,2 De	43	17	127	10	60	26,35
181042450	42	1,2 De	51	21	177	4	40	42,63
181054450	54	1,2 De	62	30	273	2	20	54,73
181076450	76,1	1,2 De	131,5	76,5	900	2	2	183,37
181088450	88,9	1,2 De	144	84	1250	2	2	218,49
181108450	108	1,2 De	169	94	1700	2	2	297,93
181139450	139,7	-	203	108	3052	1	1	650,28
181168450	168,3	-	252	139	4556	1	1	843,17

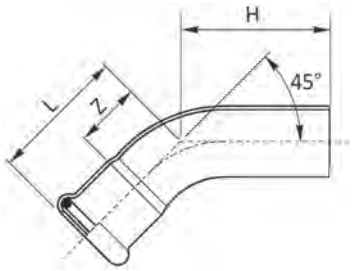

181/451

≤54 B 10 11
76÷108 B 10 12
≥139 B 10 17

CURVA 45° MF

- 45° ELBOW MF
- BOGEN 45° IA
- COUDE MF 45°
- CURVA 45° HM

MATERIAL: AISI 316L – 1.4404
O-RING: EPDM nero - black - Schwarz - noir - negro

CODE	De mm	Radius	L mm	H mm	Z mm	g			€
181015451C	15	1,2 De	27,5	36	7,5	38	20	400	14,40
181018451C	18	1,2 De	29,5	38	9,5	47	20	300	15,43
181022451C	22	1,2 De	32	42	11	63	20	200	17,46
181028451C	28	1,2 De	37	46	14	90	10	100	20,79
181035451	35	1,2 De	43	57,5	17	132	10	60	24,52
181042451	42	1,2 De	51	72	21	196	4	40	41,04
181054451	54	1,2 De	62	82	26	296	2	20	52,62
181076451	76,1	1,2 De	131,5	149	76,5	900	2	2	168,25
181088451	88,9	1,2 De	144	159	84	1250	2	2	200,85
181108451	108	1,2 De	169	199	94	1700	2	2	274,32
181139451	139,7	-	203	210	108	2947	1	1	650,28
181168451	168,3	-	252	261	139	4346	1	1	843,17

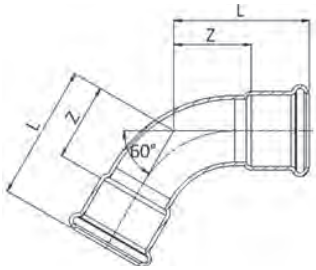

181/600

≤54 B 10 11
76÷108 B 10 12

CURVA 60° FF

- 60° ELBOW FF
- BOGEN 60° II
- COUDE FF 60°
- CURVA 60° HH

MATERIAL: AISI 316L – 1.4404
O-RING: EPDM nero - black - Schwarz - noir - negro

CODE	De mm	L mm	Z mm	g			€
181015600	15	30,5	10,5	41	20	300	17,50
181018600	18	32	12	50	20	300	19,36
181022600	22	36	15	68	20	100	22,47
181028600	28	42	19	98	10	100	27,07
181035600	35	50	24	141	10	60	32,39
181042600	42	59	29	204	4	40	46,76
181054600	54	72,5	37	313	2	20	60,05
181076600	76,1	146,5	91,5	1178	2	2	223,95
181088600	88,9	162	102	1517	2	2	266,84
181108600	108	190	115	2194	2	2	363,83

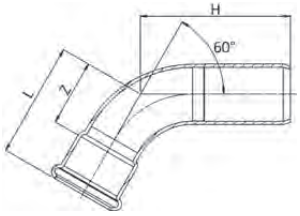

181/601

≤54 B 10 11
76÷108 B 10 12

CURVA 60° MF

- 60° ELBOW MF
- BOGEN 60° IA
- COUDE MF 60°
- CURVA 60° HM

MATERIAL: AISI 316L – 1.4404
O-RING: EPDM nero - black - Schwarz - noir - negro

CODE	De mm	L mm	H mm	Z mm	g			€
181015601	15	30,5	39	10,5	40	20	300	17,50
181018601	18	32	41	12	50	20	300	18,74
181022601	22	36	46	15	68	20	100	21,21
181028601	28	42	51	19	98	10	100	25,23
181035601	35	50	64	24	149	10	60	30,17
181042601	42	59	80	29	220	4	40	45,03
181054601	54	72,5	92,5	37	332	2	20	57,74
181076601	76,1	146,5	164	91,5	1179	2	2	205,48
181088601	88,9	162	177	102	1503	2	2	245,29
181108601	108	190	205	115	2148	2	2	334,98

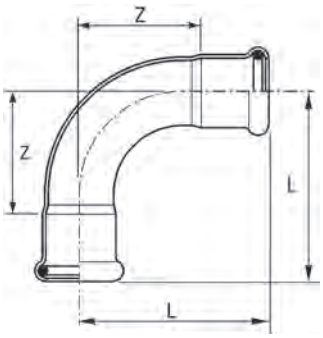

181/900

≤54 B 10 11
76÷108 B 10 12
≥139 B 10 17

CURVA 90° FF

- 90° ELBOW FF
- BOGEN 90° II
- COUDE FF 90°
- CURVA 90° HH

MATERIAL: AISI 316L – 1.4404
O-RING: EPDM nero - black - Schwarz - noir - negro

CODE	De mm	Radius	L mm	Z mm	g			€
181015900C	15	1,2 De	38	18	46	20	400	10,98
181018900C	18	1,2 De	41,5	21,5	58	20	300	12,57
181022900C	22	1,2 De	47	26	78	10	150	15,20
181028900C	28	1,2 De	56	33	116	10	100	20,18
181035900	35	1,2 De	68	42	162	5	50	32,77
181042900	42	1,2 De	80	50	231	2	30	56,20
181054900	54	1,2 De	100	64	367	2	18	78,43
181076900	76,1	1,2 De	160	105	1150	2	2	186,54
181088900	88,9	1,2 De	182	122	1580	2	2	226,94
181108900	108	1,2 De	220	145	2250	2	2	309,54
181139900	139,7	-	314	219	4082	1	1	661,29
181168900	168,3	-	386	273	6059	1	1	854,17

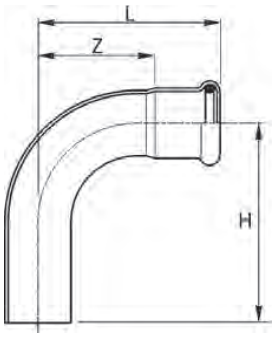

181/901

≤54 B 10 11
76÷108 B 10 12
≥139 B 10 17

CURVA 90° MF

- 90° ELBOW MF
- BOGEN 90° IA
- COUDE MF 90°
- CURVA 90° HM

MATERIAL: AISI 316L – 1.4404
O-RING: EPDM nero - black - Schwarz - noir - negro

CODE	De mm	Radius	L mm	H mm	Z mm	g			€
181015901C	15	1,2 De	38	48	18	46	20	400	11,54
181018901C	18	1,2 De	41,5	48,5	21,5	56	20	300	13,08
181022901C	22	1,2 De	47	57	26	79	10	150	15,71
181028901C	28	1,2 De	56	64	33	115	10	100	19,67
181035901	35	1,2 De	68	82	42	176	5	50	29,98
181042901	42	1,2 De	80	101	50	253	2	30	54,45
181054901	54	1,2 De	100	120	64	390	2	18	78,89
181076901	76,1	1,2 De	160	180	105	1150	2	2	191,91
181088901	88,9	1,2 De	182	197	122	1580	2	2	233,41
181108901	108	1,2 De	220	236	145	2250	2	2	318,40
181139901	139,7	-	314	322	219	3984	1	1	661,29
181168901	168,3	-	386	395	273	5991	1	1	854,17

OVERSIZE

5”- 6”

Ø139,7
Ø168,3

inoxPRES®

AISI 316L Stainless Steel

DVGW

RIM
RACCORDERIE METALLICHE

B 10 11

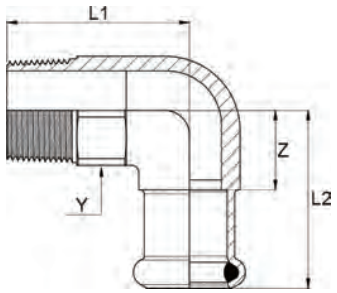

197

GOMITO MISTO 90° FILETTO M

- ELBOW ADAPTER 90° WITH MALE THREAD
- ÜBERGANGSWINKEL 90° AG
- EQUERRE 90° AVEC FILETAGE M
- CODO MACHO

MATERIAL: AISI 316L – 1.4404
O-RING: EPDM nero - black - Schwarz - noir - negro
THREAD: EN 10226-1 (ex ISO 7/1)

CODE	De x R mm x inch	L1 mm	L2 mm	Z mm	Y mm	g			€
197102015	15 x 1/2"	37	36	16	22	87	10	200	**23,27**
197102018	18 x 1/2"	37	36	16	22	93	10	200	**26,64**
197102022	22 x 1/2"	41	37	16	22	106	10	100	**30,47**
197304022	22 x 3/4"	44	43	22	28	164	10	100	**34,12**
197304028	28 x 3/4"	44	45	22	28	195	5	50	**45,53**
197100028	28 x 1"	56	50	27	36	332	5	50	**45,96**
197114035	35 x 1"1/4	63	76,5	50,5	46	476	5	40	**58,39**
197112042	42 x 1"1/2	67,5	80	50	50	533	2	30	**98,24**
197200054	54 x 2"	78,5	91,5	56	65	899	2	20	**124,81**

B 10 11

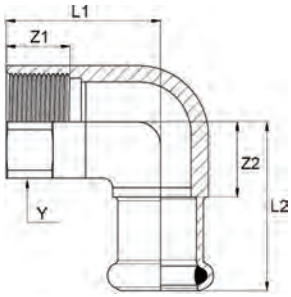

198

GOMITO MISTO 90° FILETTO F

- ELBOW ADAPTER 90° WITH FEMALE THREAD
- ÜBERGANGSWINKEL 90° IG
- EQUERRE 90° AVEC FILETAGE F
- CODO HEMBRA

MATERIAL: AISI 316L – 1.4404
O-RING: EPDM nero - black - Schwarz - noir - negro
THREAD: EN 10226-1 (ex ISO 7/1)

CODE	De x Rp mm x inch	L1 mm	L2 mm	Z1 mm	Z2 mm	Y mm	g			€
198102015	15 x 1/2"	33	36	15	16	24	92	10	100	**24,56**
198304015	15 x 3/4"	38	42	19	22	30	139	10	100	**32,93**
198102018	18 x 1/2"	33	36	15	16	24	99	10	100	**28,22**
198102022	22 x 1/2"	33	37	15	16	24	106	10	100	**31,45**
198304022	22 x 3/4"	38	43	19	22	30	154	10	100	**34,43**
198102028	28 x 1/2"	33	39	15	16	24	126	5	50	**33,54**
198100028	28 x 1"	48	50	21	27	38	309	5	50	**44,94**
198114035	35 x 1"1/4	48	76,5	21	50,5	46	379	5	40	**74,09**
198112042	42 x 1"1/2	51	80	21	50	50	390	2	20	**81,35**
198200054	54 x 2"	66	92	26	56	65	749	2	10	**95,01**

B 10 11

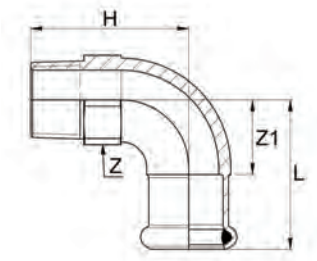

186

CURVA FILETTATA 90° FILETTO M

- 90° ELBOW MALE BSP
- BOGEN 90° MIT AG
- COUDE 90° AVEC FILETAGE M
- CODO A 90° MH

MATERIAL: AISI 316L – 1.4404
O-RING: EPDM nero - black - Schwarz - noir - negro
THREAD: EN 10226-1 (ex ISO 7/1)

CODE	De x R mm x inch	Radius	L mm	Z mm	Z1 mm	H mm	g			€
186102015C*	15 x 1/2"	1,2 D	36	22	17	39	85	20	200	**34,94**
186102018C*	18 x 1/2"	1,2 D	40	24	20	42	103	20	200	**36,61**
186304022C*	22 x 3/4"	1,2 D	45	28	24	48,5	151	10	100	**42,79**
186100028C*	28 x 1"	1,2 D	53	36	30	62,5	274	10	50	**50,73**
186100035	35 x 1"	1,2 D	68	41	42	85	277	5	50	**59,95**
186114035	35 x 1"1/4	1,2 D	68	46	42	89	324	5	40	**64,23**
186114042	42 x 1"1/4	1,2 D	80	50	50	107	438	2	20	**74,93**
186112042	42 x 1"1/2	1,2 D	80	55	50	107	340	2	20	**76,07**
186200054	54 x 2"	1,2 D	100	65	65	141,5	515	2	12	**89,93**

(*) senza saldatura - seamless - nahtlos - sans soudure - sin soldadura

B 10 11

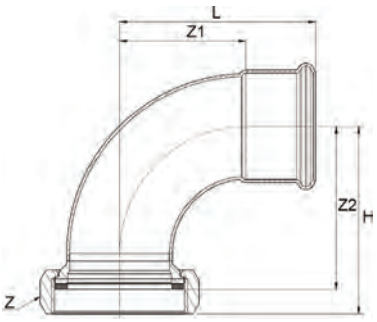

186/R

CURVA 90° CON DADO FOLLE

- 90° ELBOW WITH VALVE CONNECTOR
- BOGEN 90° MIT ANSCHLUSSVERSCHRAUBUNG
- COUDE 90° AVEC ÉCROU LIBRE
- CODO A 90° CON TUERCA LOCA

MATERIAL: AISI 316L – 1.4404
O-RING: EPDM nero - black - Schwarz - noir - negro
GASKET: (*): EPDM nero - black - Schwarz - noir - negro
THREAD: ISO 228/1 (ex DIN 259)

CODE	De x G mm x inch	L mm	H mm	Z mm	Z1 mm	Z2 mm	Gasket mm	g			€
186042134R	42 x 1"3/4	80	77,5	58	50	67,5	50,5x40 thk 2,5	345	1	16	**127,43**
186054238R	54 x 2"3/8	100	96	75	64,5	83,5	65,5x53,5 thk 3	589	1	10	**149,01**

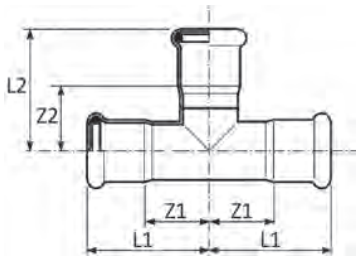

182

≤54 B 10 11
76÷108 B 10 12
≥139 B 10 17

"T"

- EQUAL TEE
- T-STÜCK
- TÉ ÉGAL
- TE IGUAL HHH

MATERIAL: AISI 316L – 1.4404
O-RING: EPDM nero - black - Schwarz - noir - negro

CODE	De mm	L1 mm	L2 mm	Z1 mm	Z2 mm	g			€
182015000	15	34	39	14	19	67	20	200	20,10
182018000	18	37	41	16	21	80	20	100	23,14
182022000	22	39	45	18	24	106	10	100	24,32
182028000	28	44	50	21	27	145	10	50	29,23
182035000	35	51	57	25	31	201	4	32	36,47
182042000	42	59	65	28	35	260	4	20	51,55
182054000	54	70	77	34	42	404	2	12	61,49
182076000	76,1	108	118	53	63	1275	2	2	350,18
182088000	88,9	132	131	72	71	1535	2	2	383,42
182108000	108	155	160	80	85	2115	2	2	472,58
182139000	139,7	197	222	102	127	4129	1	1	974,80
182168000	168,3	257	268	144	155	6321	1	1	1225,48

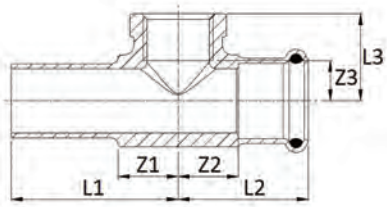

B 10 11

189/MF

"T" CON DERIVAZIONE FILETTO FEMMINA ED ESTREMITÀ MASCHIO

- BRANCH TEE FEMALE BSP OUTLET WITH PLUG-IN END
- T-STÜCK MIT ABGANG IG UND EINSTECKENDE
- TÉ MIXTE AVEC FILETAGE FEMELLE ET EMBOUT MÂLE
- TE HEMBRA ROSCADA CON EXTREMO INSERTABLE

MATERIAL: AISI 316L – 1.4404
O-RING: EPDM nero - black - Schwarz - noir - negro
THREAD: EN 10226-1 (ex ISO 7/1)

CODE	De x Rp x De mm x inch x mm	L1 mm	L2 mm	L3 mm	Z1 mm	Z2 mm	Z3 mm	g			€
189102022MF	22 x 1/2" x 22	50	39	26	18	18	12	161	5	50	19,09
189304028MF	28 x 3/4" x 28	58	44	30	21	21	14	227	5	50	24,12

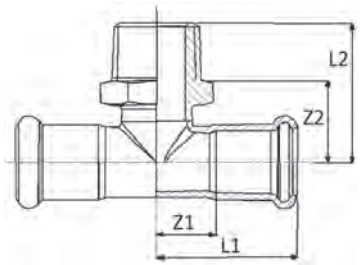

B 10 11

189/M

"T" CON DERIVAZIONE FILETTO M

- BRANCH TEE MALE BSP OUTLET
- T-STUCK MIT ABGANG AG
- TE MIXTE AVEC FILETAGE M
- TE ROSCADO MACHO

MATERIAL: AISI 316L – 1.4404
O-RING: EPDM nero - black - Schwarz - noir - negro
THREAD: EN 10226-1 (ex ISO 7/1)

CODE	De x R x De mm x inch x mm	L1 mm	L2 mm	Z1 mm	Z2 mm	g			€
189102015M	15 x 1/2" x 15	34,5	34	14,5	20	80	20	100	32,42

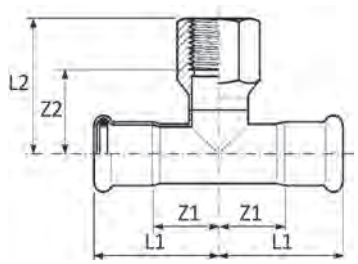

189

≤54 B 10 11
76÷108 B 10 12
≥139 B 10 17

"T" CON DERIVAZIONE FILETTO F

- BRANCH TEE FEMALE BSP OUTLET
- T-STÜCK MIT ABGANG IG
- TÉ MIXTE AVEC FILETAGE F
- TE HEMBRA ROSCADA

MATERIAL: AISI 316L – 1.4404
O-RING: EPDM nero - black - Schwarz - noir - negro
THREAD: EN 10226-1 (ex ISO 7/1)

CODE	De x Rp x De mm x inch x mm	L1 mm	L2 mm	Z1 mm	Z2 mm	g			€
189102015*	15 x 1/2" x 15	36,5	22,5	16,5	8,5	117	20	100	**22,24**
189102018*	18 x 1/2" x 18	36	24	16	10	128	20	100	**22,82**
189304018*	18 x 3/4" x 18	38,5	26	18,5	11	147	20	100	**27,80**
189102022*	22 x 1/2" x 22	39	26	18	12	159	10	100	**24,39**
189304022*	22 x 3/4" x 22	41,5	30	20,5	14	184	10	100	**27,83**
189102028*	28 x 1/2" x 28	44	29	21	15	217	10	50	**26,84**
189304028*	28 x 3/4" x 28	44	30	21	14	221	10	50	**31,91**
189100028*	28 x 1" x 28	44	34	21	16	266	5	50	**50,45**
189102035	35 x 1/2" x 35	51	51	25	36	197	5	50	**32,17**
189304035	35 x 3/4" x 35	51	54	25	37	205	5	40	**38,99**
189100035	35 x 1" x 35	51	56	25	37	282	5	40	**62,33**
189102042	42 x 1/2" x 42	59	54	29	39	271	4	32	**39,83**
189304042	42 x 3/4" x 42	59	57	29	41	277	4	32	**43,63**
189100042	42 x 1" x 42	59	60	29	41	346	4	32	**68,27**
189102054	54 x 1/2" x 54	70	61	34	46	377	2	14	**48,13**
189304054	54 x 3/4" x 54	70	64	34	48	391	2	14	**52,17**
189200054	54 x 2" x 54	70	81	34	55	838	2	10	**102,68**
189304076	76,1 x 3/4" x 76,1	108	77	53	60	1040	2	2	**306,48**
189100076	76,1 x 1" x 76,1	108	79	53	60	1063	2	2	**317,78**
189200076	76,1 x 2" x 76,1	108	93	53	67	1495	2	2	**335,17**
189304088	88,9 x 3/4" x 88,9	132	84	72	67	1255	2	2	**330,63**
189200088	88,9 x 2" x 88,9	132	100	72	74	1720	2	2	**348,02**
189304108	108 x 3/4" x 108	155	94	80	77	1700	2	2	**405,24**
189200108	108 x 2" x 108	155	110	80	84	2160	2	2	**429,59**
189100139	139,7 x 1" x 139,7	197	107	102	88	3126	1	1	**814,73**
189200139	139,7 x 2" x 139,7	197	130	102	104	3623	1	1	**840,12**
189100168	168,3 x 1" x 168,3	257	120	144	101	4827	1	1	**996,43**
189200168	168,3 x 2" x 168,3	257	143	144	117	5325	1	1	**1015,96**

(*) senza saldatura - seamless - nahtlos - sans soudure - sin soldadura

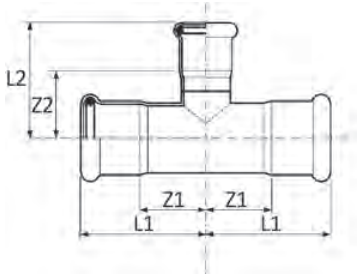

192

"T" RIDOTTO

- REDUCING TEE
- T-STÜCK MIT REDUZIERTEM ABGANG
- TÉ RÉDUIT
- TE REDUCIDA HHH

MATERIAL: AISI 316L – 1.4404
O-RING: EPDM nero - black - Schwarz - noir - negro

≤54 B 10 11
76÷108 B 10 12
≥139 B 10 17

CODE	De mm	L1 mm	L2 mm	Z1 mm	Z2 mm	g			€
192018015	18 x 15 x 18	36,5	41	15,5	21	80	20	100	19,46
192022015	22 x 15 x 22	39	43	18	23	95	10	100	20,39
192022018	22 x 18 x 22	39	44	18	23	98	10	100	21,44
192028015	28 x 15 x 28	44	46	21	26	126	10	50	24,28
192028018	28 x 18 x 28	44	46	21	26	130	10	50	25,39
192028022	28 x 22 x 28	44	47	21	26	135	10	50	27,08
192035015	35 x 15 x 35	51	49	25	29	158	5	50	32,30
192035018	35 x 18 x 35	51	50	25	30	163	5	50	32,02
192035022	35 x 22 x 35	51	51	25	30	167	5	50	33,05
192035028	35 x 28 x 35	51	54	25	31	171	5	35	34,37
192042018	42 x 18 x 42	59	54	29	34	232	4	20	45,75
192042022	42 x 22 x 42	59	54	29	33	237	4	20	47,35
192042028	42 x 28 x 42	59	57	29	34	243	4	20	48,41
192042035	42 x 35 x 42	59	61	29	35	272	4	20	49,52
192054018	54 x 18 x 54	70	61	34	41	335	2	16	51,19
192054022	54 x 22 x 54	70	62	34	41	340	2	16	53,33
192054028	54 x 28 x 54	70	65	34	42	345	2	16	54,39
192054035	54 x 35 x 54	70	68	34	42	361	2	16	55,45
192054042	54 x 42 x 54	70	72	34	42	376	2	16	59,42
192076022	76,1 x 22 x 76,1	108	74	53	53	995	2	2	273,86
192076028	76,1 x 28 x 76,1	108	77	53	54	1015	2	2	296,06
192076035	76,1 x 35 x 76,1	108	80	53	54	1025	2	2	318,32
192076042	76,1 x 42 x 76,1	108	84	53	54	1045	2	2	343,43
192076054	76,1 x 54 x 76,1	108	91	53	55	1065	2	2	365,70
192088022	88,9 x 22 x 88,9	132	81	72	60	1220	2	2	290,52
192088028	88,9 x 28 x 88,9	132	84	72	61	1225	2	2	307,18
192088035	88,9 x 35 x 88,9	132	88	72	62	1245	2	2	334,80
192088042	88,9 x 42 x 88,9	132	91	72	61	1255	2	2	353,56
192088054	88,9 x 54 x 88,9	132	98	72	63	1280	2	2	374,34
192088076	88,9 x 76,1 x 88,9	132	125	72	70	1485	2	2	399,24
192108022	108 x 22 x 108	155	91	80	70	1665	2	2	312,13
192108028	108 x 28 x 108	155	94	80	71	1670	2	2	326,96
192108035	108 x 35 x 108	155	97	80	71	1775	2	2	362,18
192108042	108 x 42 x 108	155	101	80	71	1865	2	2	374,34
192108054	108 x 54 x 108	155	108	80	72	1925	2	2	407,48
192108076	108 x 76,1 x 108	155	135	80	80	1930	2	2	427,45
192108088	108 x 88,9 x 108	155	144	80	84	1965	2	2	493,76

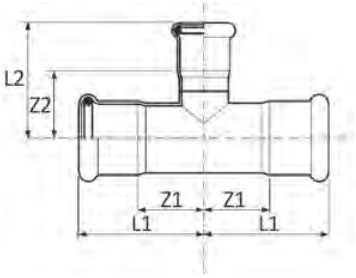

192

≤54 B 10 11
76÷108 B 10 12
≥139 B 10 17

"T" RIDOTTO

- REDUCING TEE
- T-STÜCK MIT REDUZIERTEM ABGANG
- TÉ RÉDUIT
- TE REDUCIDA HHH

MATERIAL: AISI 316L – 1.4404
O-RING: EPDM nero - black - Schwarz - noir - negro

CODE	De mm	L1 mm	L2 mm	Z1 mm	Z2 mm	g			€
192139035	139,7 x 35 x 139,7	197	117	102	91	3083	1	1	**814,73**
192139076	139,7 x 76,1 x 139,7	197	155	102	100	3340	1	1	**852,25**
192139088	139,7 x 88,9 x 139,7	197	164	102	104	3435	1	1	**874,53**
192139108	139,7 x 108 x 139,7	197	180	102	105	3631	1	1	**891,25**
192168035	168,3 x 35 x 168,3	257	130	144	104	4784	1	1	**996,43**
192168076	168,3 x 76,1 x 168,3	257	169	144	114	5050	1	1	**1030,51**
192168088	168,3 x 88,9 x 168,3	257	178	144	118	5146	1	1	**1058,37**
192168108	168,3 x 108 x 168,3	257	194	144	119	5340	1	1	**1086,22**
192168139	168,3 x 139,7 x 168,3	257	221	144	126	5681	1	1	**1169,76**

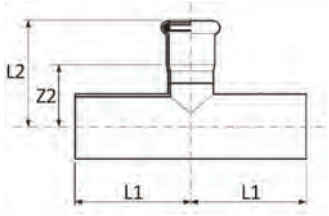

188

B 10 11

"T" RIDOTTO MFM

- REDUCING TEE MFM
- T-STÜCK MIT REDUZIERTEM ABGANG A/I/A
- TÉ RÉDUIT MFM
- TE REDUCIDA MHM

MATERIAL: AISI 316L – 1.4404
O-RING: EPDM nero - black - Schwarz - noir - negro

CODE	De mm	L1 mm	L2 mm	Z2 mm	g			€
188028022	28 x 22 x 28	52,5	47	26	138	10	50	**44,48**
188035022	35 x 22 x 35	60	50,5	29,5	185	5	35	**50,22**
188035028	35 x 28 x 35	60	53,5	30,5	193	5	35	**54,90**
188042028	42 x 28 x 42	69	57	34	256	4	20	**60,93**
188054028	54 x 28 x 54	73,5	64,5	41,5	334	2	16	**69,12**

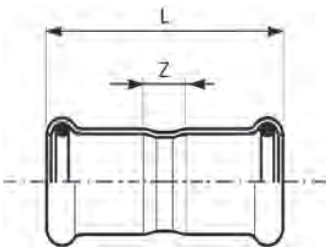

183/000

≤54 B 10 11
76÷108 B 10 12
≥139 B 10 17

MANICOTTO

- COUPLING
- MUFFE
- MANCHON
- MANGUITO HH

MATERIAL: AISI 316L – 1.4404
O-RING: EPDM nero - black - Schwarz - noir - negro

CODE	De mm	L mm	Z mm	g			€
183015000	15	49	9	35	20	500	7,72
183018000	18	50	10	42	20	300	8,81
183022000	22	53	11	54	20	200	10,13
183028000	28	56	10	71	10	150	11,58
183035000	35	63	10	97	10	100	14,68
183042000	42	72	12	136	4	60	19,87
183054000	54	83	13	198	2	24	24,64
183076000	76,1	142	32	635	4	4	118,03
183088000	88,9	166	46	765	4	4	134,87
183108000	108	203	41	1170	2	2	171,63
183139000	139,7	250	60	2031	1	1	330,65
183168000	168,3	300	74	2936	1	1	413,34

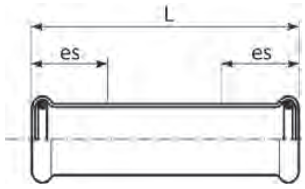

183/001

≤54 B 10 11
76÷108 B 10 12

MANICOTTO PASSANTE

- SLIP COUPLING
- SCHIEBEMUFFE
- MANCHON LONG
- MANGUITO SIN TOPE

MATERIAL: AISI 316L – 1.4404
O-RING: EPDM nero - black - Schwarz - noir - negro

CODE	De mm	L mm	es mm	g			€
183015001	15	81	25	56	20	200	15,31
183018001	18	81	25	66	20	200	16,01
183022001	22	84,5	25	83	20	100	18,56
183028001	28	92	30	114	10	100	23,24
183035001	35	102,5	30	153	10	50	29,88
183042001	42	117,5	40	217	4	40	37,25
183054001	54	139	40	321	2	20	51,38
183076001	76,1	230	60	940	2	2	322,18
183088001	88,9	260	70	1240	2	2	366,10
183108001	108	310	80	1835	2	2	452,85

B 10 11

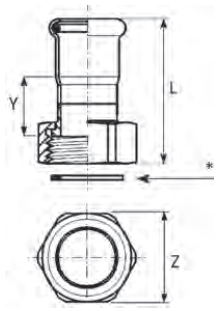

183/002

MANICOTTO CON DADO FOLLE

- VALVE CONNECTOR
- ANSCHLUSSVERSCHRAUBUNG
- RACCORD ÉCROU LIBRE
- RÁCOR DOS PIEZAS

MATERIAL: AISI 316L – 1.4404
O-RING: EPDM nero - black - Schwarz - noir - negro
GASKET: (*): EPDM nero - black - Schwarz - noir - negro
THREAD: ISO 228/1 (ex DIN 259)

CODE	De x G mm x inch	L mm	Z mm	Y mm	Gasket mm	g			€
183015012	15 x 1/2"	48,5	27	23	18x10 thk 2,5	83	10	250	22,30
183015002	15 x 3/4"	50	30	23	24x14 thk 2,5	66	10	250	22,49
183018012	18 x 1/2"	49	27	23,5	18x10 thk 2,5	91	10	250	24,66
183018002	18 x 3/4"	50	30	23,5	24x14 thk 2,5	65	10	250	24,67
183022012	22 x 3/4"	50	30	19,5	24x14 thk 2,5	78	10	200	28,94
183022002	22 x 1"	52	36	23	30x20 thk 2,5	87	10	200	28,94
183028012	28 x 1"	52	36	19,5	30x20 thk 2,5	105	10	150	35,91
183028002	28 x 1"1/4	57	46	25	39x27 thk 2,5	136	10	150	35,91
183028022	28 x 1"1/2	59	52	22,5	44,5x27 thk 2,5	197	10	50	35,91
183035012	35 x 1"1/4	57,5	46	20,5	39x27 thk 2,5	163	4	60	40,75
183035002	35 x 1"1/2	63	52	26	44,5x34 thk 2,5	186	4	60	40,75
183042022	42 x 1"1/2	63,5	52	21	44,5x34 thk 2,5	217	2	30	55,03
183042012	42 x 1"3/4	68	58	27	50,5x40 thk 2,5	223	2	30	55,03
183042002	42 x 2"	68	64	27	56x42 thk 2,5	266	2	30	72,35
183054022	54 x 2"	72	64	23	56x42 thk 2,5	301	2	20	66,25
183054012	54 x 2"3/8	77	75	30	65,5x53,5 thk 3	375	2	20	74,01
183054002	54 x 2"1/2	77	81	30	71,5x53 thk 3	439	2	20	103,46

B 10 11

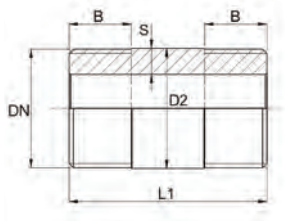

530/I Inoxpres

VITE DI ALLUNGAMENTO (BARILOTTO)

- BARREL NIPPLE
- ROHRDOPPELNIPPEL
- MAMELON
- ENTRONQUE DOBLE

MATERIAL: AISI 316 - 1.4401
THREAD: ISO 228/1 (ex DIN 259)

CODE	DN inch	L1 mm	S mm	B mm	D2 mm	g			€
5301000070I	1"	70	7,9	22	33,8	347	1	10	59,65
5301140070I	1"1/4	70	9,2	22	42,4	522	1	8	68,08
5301120070I	1"1/2	70	8,7	22	48,3	586	1	8	88,06
5301340070I	1"3/4	70	8	22	54	635	1	6	99,43
5302380070I	2"3/8	70	10	22	70	1026	1	6	142,05

B 10 11

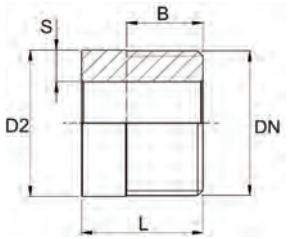

600/I Inoxpres

TRONCHETTO

- WELDING NIPPLE
- ANSCHWEISSENDE
- DEMI MAMELON
- ENTRONQUE

MATERIAL: AISI 316 - 1.4401
THREAD: ISO 228/1 (ex DIN 259)

CODE	DN inch	L mm	S mm	B mm	D2 mm	g			€
600100035I	1"	35	7,9	22	33,8	174	1	30	32,66
600114035I	1"1/4	35	9,2	22	42,4	261	1	20	42,61
600112035I	1"1/2	35	8,7	22	48,3	293	1	10	49,70
600134035I	1"3/4	35	8	22	54	318	1	10	53,98
600238035I	2"3/8	35	10	22	70	513	1	10	71,00

≤54 B 10 11
76÷108 B 10 12
≥139 B 10 17

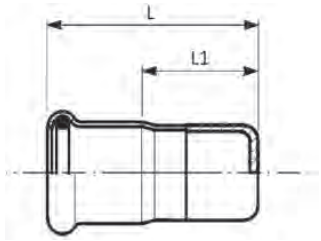

183/003

TAPPO DI CHIUSURA

- STOP END
- VERSCHLUSSKAPPE
- BOUCHON D'OBTURATION
- TAPÓN

MATERIAL: AISI 316L – 1.4404
O-RING: EPDM nero - black - Schwarz - noir - negro

CODE	De mm	L mm	L1 mm	g			€
183015003	15	26	5	26	20	500	10,91
183018003	18	26	5	32	20	300	11,35
183022003	22	27	5	43	10	200	13,17
183028003	28	29	5	61	10	150	18,19
183035003	35	52	26	95	5	100	22,18
183042003	42	56	26	126	4	80	31,83
183054003	54	62	27	185	4	40	37,13
183076003	76,1	93	38	540	2	10	73,42
183088003	88,9	102	42	654	2	10	89,00
183108003	108	117	42	935	2	2	117,15
183139003	139,7	162	67	1380	1	1	264,51
183168003	168,3	199	86	2038	1	1	324,31

B 10 11

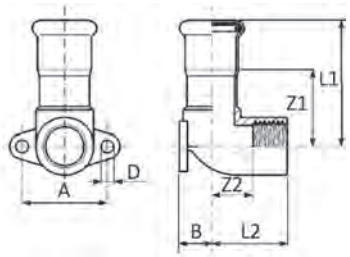

185/000

GOMITO MISTO 90° FF

- WALL PLATE ELBOW 90° FF
- DECKENWINKEL 90° I/I
- EQUERRE 90° FF
- CODO PLACA HH

MATERIAL: AISI 316L – 1.4404
O-RING: EPDM nero - black - Schwarz - noir - negro
THREAD: EN 10226-1 (ex ISO 7/1)

CODE	De x Rp mm x inch	L1 mm	L2 mm	Z1 mm	Z2 mm	A mm	B mm	D mm	g			€
185102015	15 x 1/2"	50	30	30	17	34	13	5	98	10	150	27,40
185102018	18 x 1/2"	51	30	31	17	34	13	5	109	10	150	28,42
185304022	22 x 3/4"	55	34	34	19	40	17	6	166	10	100	40,90

B 10 11

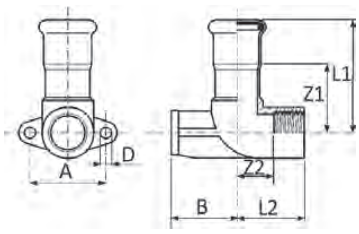

185/001

GOMITO MISTO 90° FF CON DISTANZIALE

- EXTENSION WALL PLATE ELBOW 90° FF
- DECKENWINKEL 90°/W - I/I
- EQUERRE 90° FF AVEC SUPPORT D'AVENCEMENT
- CODO PLACA HH CON ESPACIADOR

MATERIAL: AISI 316L – 1.4404
O-RING: EPDM nero - black - Schwarz - noir - negro
THREAD: EN 10226-1 (ex ISO 7/1)

CODE	De x Rp mm x inch	L1 mm	L2 mm	Z1 mm	Z2 mm	A mm	B mm	D mm	g			€
185102115	15 x 1/2"	50	30	30	17	34	35	5	146	10	150	29,71
185102118	18 x 1/2"	51	30	31	17	34	35	5	142	10	150	31,20
185304122	22 x 3/4"	55	34	34	19	40	31	6	182	10	100	42,29

B 10 11

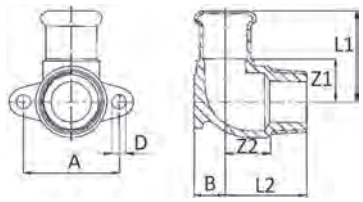

185/002

GOMITO MISTO 90° FM

- WALL PLATE ELBOW 90° FM
- DECKENWINKEL 90° I/A
- EQUERRE 90° FM
- CODO PLACA HM

MATERIAL: AISI 316L – 1.4404
O-RING: EPDM nero - black - Schwarz - noir - negro
THREAD: EN 10226-1 (ex ISO 7/1)

CODE	De x R mm x inch	L1 mm	L2 mm	Z1 mm	Z2 mm	A mm	B mm	D mm	g			€
185304218	18 x 3/4"	38	34	18	19	40	13	6	160	10	100	36,12

B 10 11

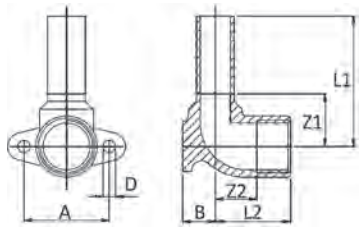

185/000 M

GOMITO MISTO 90° MF

- WALL PLATE ELBOW 90° MF
- DECKENWINKEL 90° A/I
- EQUERRE 90° MF
- CODO PLACA MH

MATERIAL: AISI 316L – 1.4404
THREAD: EN 10226-1 (ex ISO 7/1)

CODE	De x Rp mm x inch	L1 mm	L2 mm	Z1 mm	Z2 mm	A mm	B mm	D mm	g			€
185102015M	15 x 1/2"	52	30	21	16,5	34	13	5	100	10	200	27,86
185102018M	18 x 1/2"	52	30,5	21	17	34	12,5	5	95	10	200	28,92
185304022M	22 x 3/4"	55	34	24	19	40	17	6	144	10	100	41,62

B 10 11

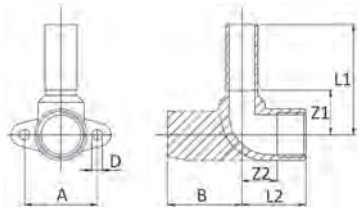

185/001 M

GOMITO MISTO 90° MF CON DISTANZIALE

- EXTENSION WALL PLATE ELBOW 90° MF
- DECKENWINKEL 90°/W A/I
- EQUERRE 90° MF AVEC SUPPORT D'AVENCEMENT
- CODO PLACA MH CON ESPACIADOR

MATERIAL: AISI 316L – 1.4404
THREAD: EN 10226-1 (ex ISO 7/1)

CODE	De x Rp mm x inch	L1 mm	L2 mm	Z1 mm	Z2 mm	A mm	B mm	D mm	g			€
185102115M	15 x 1/2"	52	30	21	16,5	34	35	5	135	10	150	**29,71**
185102118M	18 x 1/2"	52	30	21	16,5	34	35	5	130	10	150	**31,20**
185304122M	22 x 3/4"	55	34	24	19	40	31	6	166	10	100	**42,29**

B 10 11

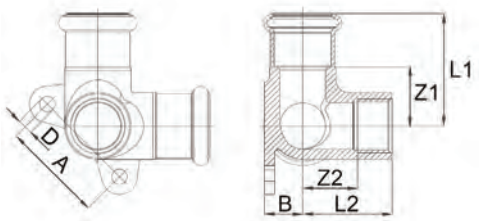

185/003

RACCORDO TRE VIE CON FLANGIA E DERIVAZIONE FILETTO F

- CORNER TEE WITH WALL FLANGE
- INOXPRES-DOPPELWANDSCHEIBE
- EQUERRE MURALE AVEC FILETAGE FEMELLE
- RACOR TRES VÍAS CON BRIDA Y ROSCA HEMBRA

MATERIAL: AISI 316L – 1.4404
O-RING: EPDM nero - black - Schwarz - noir - negro
THREAD: EN 10226-1 (ex ISO 7/1)

CODE	De x Rp x De mm x inch x mm	L1 mm	L2 mm	Z1 mm	Z2 mm	A mm	B mm	D mm	g			€
185102315	15 x 1/2" x 15	43	32	23	18,5	40	13	6	175	10	100	**59,74**
185102318	18 x 1/2" x 18	41	32	21	18,5	40	13	6	165	10	50	**61,76**
185102322	22 x 1/2" x 22	44	35	23	21,5	40	15	6	216	5	50	**68,48**

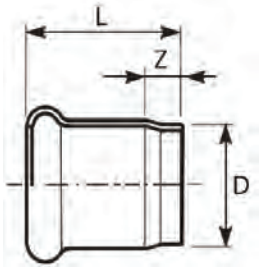

187/R

≤54 B 10 11
76÷108 B 10 12
≥139 B 10 17

MEZZO MANICOTTO A SALDARE

- HALF WELDING COUPLING
- HALBE LAENGE SCHWEISSMUFFE
- DEMI MANCHON À SOUDER
- MEDIO MANGUITO PARA SOLDAR

MATERIAL: AISI 316L – 1.4404
O-RING: assente - absent - Abwesend - absent - ausente

CODE	De mm	D mm	L mm	Z mm	g			€
187015000R	15	17,2	29	9	20	20	400	**8,06**
187018000R	18	20	29,5	9,5	24	20	300	**9,64**
187022000R	22	24	30,5	9,5	30	20	200	**10,86**
187028000R	28	30	33,5	10,5	40	20	200	**11,14**
187035000R	35	37	37,5	11,5	52	10	100	**13,67**
187042000R	42	44	41	11	74	10	50	**14,11**
187054000R	54	56	48	12	104	10	50	**14,76**
187076000R	76,1	76,1	74,5	19,5	308	4	24	**70,72**
187088000R	88,9	88,9	84	24	404	2	20	**90,90**
187108000R	108	108	100	25	614	1	4	**122,65**
187139000R	139,7	139,7	127	32	986	1	1	**176,89**
187168000R	168,3	168,3	159	46	1449	1	1	**221,13**

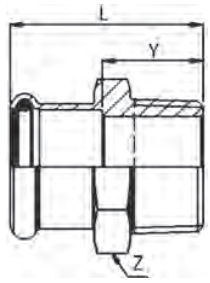

≤54 B 10 11
76÷108 B 10 12

187

MANICOTTO MISTO FILETTO M

- MALE ADAPTER
- ÜBERGANGSSTÜCK MIT AG
- RACCORD AVEC FILETAGE MALE
- UNIÓN MACHO

MATERIAL: AISI 316L – 1.4404
O-RING: EPDM nero - black - Schwarz - noir - negro
THREAD: EN 10226-1 (ex ISO 7/1)

CODE	De x R mm x inch	L mm	Z mm	Y mm	g			€
187308015	15 x 3/8"	38	24	18	46	20	400	15,91
187102015	15 x 1/2"	41	24	21	54	20	300	19,48
187304015	15 x 3/4"	43	30	23	101	20	200	19,77
187102018	18 x 1/2"	41	27	21	58	20	300	21,20
187304018	18 x 3/4"	44	30	24	94	20	200	22,12
187102022	22 x 1/2"	42	32	21	83	10	200	23,04
187304022	22 x 3/4"	44	32	23	89	10	200	23,86
187100022	22 x 1"	46	36	25	154	10	100	28,37
187102028	28 x 1/2"	46	38	23	121	10	100	32,37
187304028	28 x 3/4"	47	38	24	114	10	100	32,37
187100028	28 x 1"	48	38	25	123	10	100	37,12
187114028	28 x 1"1/4	53	46	30	274	5	60	42,87
187100035	35 x 1"	52	45	25	173	5	100	39,12
187114035	35 x 1"1/4	55	46	28	180	5	50	45,44
187112035	35 x 1"1/2	55	50	28	278	4	60	53,59
187114042	42 x 1"1/4	59	55	28	240	4	40	60,88
187112042	42 x 1"1/2	59	54	28	236	4	40	66,03
187112054	54 x 1"1/2	65	65	29	356	4	32	76,66
187200054	54 x 2"	71	65	35	362	4	32	82,10
187212076	76,1 x 2"1/2	98	83	43	769	2	8	384,48
187300088	88,9 x 3"	111	98	51	1218	2	4	574,43
187400108	108 x 4"	132	118	57	1842	2	2	661,25

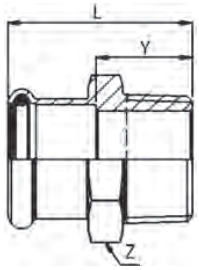

B 10 11

187 NPT

MANICOTTO MISTO FILETTO M NPT

- MALE ADAPTER NPT
- ÜBERGANGSSTÜCK MIT AG NPT
- RACCORD AVEC FILETAGE MALE NPT
- UNIÓN MACHO NPT

MATERIAL: AISI 316L – 1.4404
O-RING: EPDM nero - black - Schwarz - noir - negro
THREAD: NPT - ANSI B 1.20.1

CODE	De x R mm x inch	L mm	Z mm	Y mm	g			€
18730815NPT	15 x 3/8"	38	24	18	48	20	400	19,91
18710215NPT	15 x 1/2"	41	24	21	60	20	300	24,38
18710218NPT	18 x 1/2"	41	27	21	63	20	300	26,50
18730422NPT	22 x 3/4"	44	32	23	93	10	200	29,83
18710028NPT	28 x 1"	48	38	25	133	10	100	46,41
18711435NPT	35 x 1"1/4	55	46	28	205	5	50	56,84
18711242NPT	42 x 1"1/2	59	55	28	268	4	40	82,57
18720054NPT	54 x 2"	71	65	35	405	4	32	102,66

B 10 11

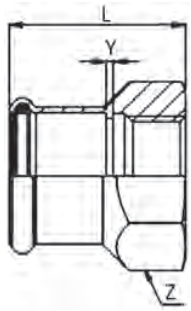

190

MANICOTTO MISTO FILETTO F

- FEMALE ADAPTER
- ÜBERGANGSSTÜCK MIT IG
- RACCORD AVEC FILETAGE FEMELLE
- UNIÓN HEMBRA

MATERIAL: AISI 316L – 1.4404
O-RING: EPDM nero - black - Schwarz - noir - negro
THREAD: EN 10226-1 (ex ISO 7/1)

CODE	De x Rp mm x inch	L mm	Z mm	Y mm	g			€
190102015	15 x 1/2"	38	27	2	64	20	300	20,98
190304015	15 x 3/4"	39	32	2	75	20	300	21,87
190102018	18 x 1/2"	38	27	2	89	20	300	22,13
190304018	18 x 3/4"	39	32	2	80	10	200	23,15
190102022	22 x 1/2"	39	32	2	99	20	200	23,50
190304022	22 x 3/4"	40	32	2	82	10	150	27,52
190100022	22 x 1"	43	41	2	148	10	100	32,53
190102028	28 x 1/2"	41	38	2	161	10	100	31,42
190304028	28 x 3/4"	42	38	2	130	10	100	31,42
190100028	28 x 1"	45	41	2	158	10	100	43,08
190114028	28 x 1"1/4	48	46	2	148	10	100	47,79
190100035	35 x 1"	49	46	2	216	5	100	41,40
190114035	35 x 1"1/4	52	46	2	170	5	50	46,98
190112035	35 x 1"1/2	52	55	2	284	4	40	53,71
190114042	42 x 1"1/4	56	55	2	259	4	40	53,13
190112042	42 x 1"1/2	56	55	2	243	4	40	73,26
190112054	54 x 1"1/2	60	65	1	420	4	32	79,76
190200054	54 x 2"	65	65	2	314	4	20	109,10

B 10 11

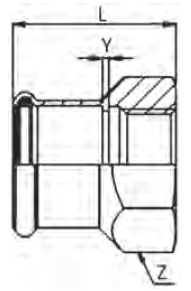

190 NPT

MANICOTTO MISTO FILETTO F NPT

- FEMALE ADAPTER NPT
- ÜBERGANGSSTÜCK MIT IG NPT
- RACCORD AVEC FILETAGE FEMELLE NPT
- UNIÓN HEMBRA NPT

MATERIAL: AISI 316L – 1.4404
O-RING: EPDM nero - black - Schwarz - noir - negro
THREAD: NPT - ANSI B 1.20.1

CODE	De x Rp mm x inch	L mm	Z mm	Y mm	g			€
19010215NPT	15 x 1/2"	38	27	18	68	20	300	26,24
19010218NPT	18 x 1/2"	38	27	18	71	20	300	27,67
19030422NPT	22 x 3/4"	40	32	19	92	10	150	34,40
19010028NPT	28 x 1"	50	41	27	185	10	100	53,85
19011435NPT	35 x 1"1/4	49	46	22	181	5	50	58,77
19011242NPT	42 x 1"1/2	56	55	25	276	4	40	91,62
19020054NPT	54 x 2"	65	65	29	388	4	20	136,42

B 10 11

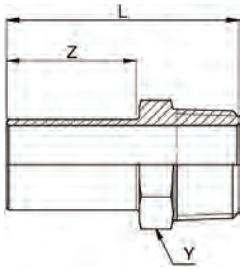

269/M

MANICOTTO CON INSERIMENTO FILETTO M

- MALE REDUCTION SOCKET
- ÜBERGANG AUSSENGEWINDE MIT EINSCHUBENDE
- MANCHON DE RÉDUCTION FILETÉ
- ADAPTADOR MACHO

MATERIAL: AISI 316L – 1.4404
THREAD: EN 10226-1 (ex ISO 7/1)

CODE	De x R mm x inch	L mm	Z mm	Y mm	g			€
269102115	15 x 1/2"	52	31	22	55	20	300	19,87
269102118	18 x 1/2"	52	31	22	50	20	300	21,73
269304118	18 x 3/4"	55	31	27	95	20	200	21,52
269102122	22 x 1/2"	55	32	27	69	10	200	23,35
269304122	22 x 3/4"	56	32	27	80	10	200	24,47
269304128	28 x 3/4"	61	37	30	97	10	150	30,73
269100128	28 x 1"	64	37	38	145	10	100	33,55
269114135	35 x 1"1/4	72	41	45	238	4	40	36,09
269112142	42 x 1"1/2	91	55	55	292	4	40	41,88
269200154	54 x 2"	127	83	65	463	4	20	70,07

B 10 11

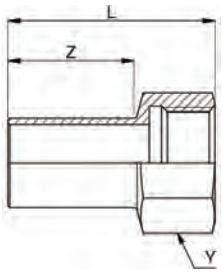

269/F

MANICOTTO CON INSERIMENTO FILETTO F

- FEMALE REDUCTION SOCKET
- ÜBERGANG INNENGEWINDE MIT EINSCHUBENDE
- MANCHON DE RÉDUCTION AVEC TARAUDAGE
- ADAPTADOR HEMBRA

MATERIAL: AISI 316L – 1.4404
THREAD: EN 10226-1 (ex ISO 7/1)

CODE	De x Rp mm x inch	L mm	Z mm	Y mm	g			€
269102015	15 x 1/2"	52	31	24	55	20	300	21,68
269102018	18 x 1/2"	52	31	24	56	20	200	22,81
269304018	18 x 3/4"	51	31	30	57	20	200	23,71
269102022	22 x 1/2"	52	32	24	65	10	200	24,08
269304022	22 x 3/4"	52	32	30	70	10	200	28,47
269304028	28 x 3/4"	57	37	30	76	10	150	30,73
269100028	28 x 1"	57	35	36	104	10	100	46,07
269114035	35 x 1"1/4	70	45	46	182	5	50	64,61
269112042	42 x 1"1/2	118	78	55	280	4	40	71,23
269200054	54 x 2"	135	83	70	340	2	10	97,65

B 10 11

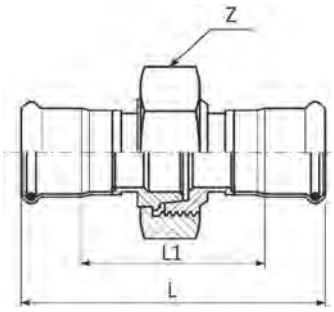

184/000

BOCCHETTONE SEDE CONICA

- CONICAL UNION
- DURCHGANGSVERSCHRAUBUNG MIT PRESSENDEN KONISCH
- ÉLÉMENT DE TRANSITION FILTÉ CONIQUE AVEC MANCHONS DES 2 CÔTES
- RÁCOR 3 PIEZAS CONICO

MATERIAL: AISI 316L – 1.4404
O-RING: EPDM nero - black - Schwarz - noir - negro

CODE	De mm	L mm	L1 mm	Z mm	g			€
184015000	15	96	56	34	146	10	100	**42,43**
184018000	18	97	57	39	192	10	100	**50,22**
184022000	22	99	57	39	202	10	50	**56,31**
184028000	28	116	70	58	468	5	25	**73,07**
184035000	35	123	71	67	618	4	20	**92,22**
184042000	42	138	78	77	824	2	20	**114,33**
184054000	54	154	84	90	1178	2	10	**216,05**

B 10 11

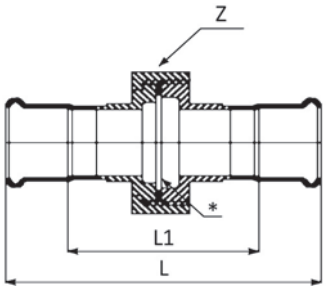

184/001

BOCCHETTONE SEDE PIANA

- FLAT FACED UNION
- DURCHGANGSVERSCHRAUBUNG MIT PRESSENDEN FLACHDICHTEND
- ÉLÉMENT DE TRANSITION FILTÉ PLAT AVEC MANCHONS DES 2 CÔTES
- RÁCOR 3 PIEZAS PLANO

MATERIAL: AISI 316L – 1.4404
O-RING: EPDM nero - black - Schwarz - noir - negro
GASKET: (*): EPDM nero - black - Schwarz - noir - negro

CODE	De mm	L mm	L1 mm	Z mm	Gasket mm	g			€
184015001	15	96	56	34	24x14 thk 2,5	146	10	120	**42,43**
184018001	18	97	57	39	30x20 thk 2,5	187	10	100	**50,22**
184022001	22	100	58	39	30x20 thk 2,5	194	10	100	**56,31**
184028001	28	117	71	58	47,5x37 thk 2,5	450	5	30	**73,07**
184035001	35	127	75	67	56x42 thk 2,5	617	4	20	**92,22**
184042001	42	140	80	77	66x56 thk 2,5	797	2	20	**114,33**
184054001	54	152	82	90	79,5x69 thk 2,5	1176	2	10	**216,05**

B 10 11

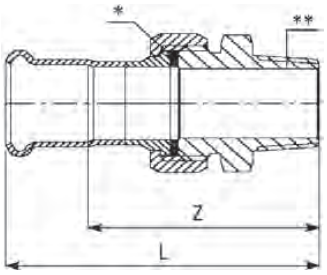

184/002

BOCCHETTONE SEDE PIANA FILETTO M

- STRAIGHT MALE UNION CONNECTOR
- DURCHGANGSVERSCHRAUBUNG MIT AUSSENGEWINDE
- RACCORD UNION FILETÉ
- RÁCOR 3 PIEZAS ROSCADO MACHO

MATERIAL: AISI 316L – 1.4404
FITTING: (**): ottone - brass - Messing - laiton - latón
O-RING: EPDM nero - black - Schwarz - noir - negro
GASKET: (*): EPDM nero - black - Schwarz - noir - negro
THREAD: EN 10226-1 (ex ISO 7/1)

CODE	De x R mm x inch	L mm	Z mm	Gasket mm	g			€
184015002	15 x 1/2"	77	56	24x14 thk 2,5	142	2	160	**37,84**
184018002	18 x 1/2"	77	56	24x14 thk 2,5	144	2	160	**43,11**
184022122	22 x 1/2"	79	54	30x20 thk 2,5	199	2	100	**44,39**
184022002	22 x 3/4"	81	59	30x20 thk 2,5	202	2	100	**44,39**
184028342	28 x 3/4"	87	64	39x27 thk 2,5	370	2	40	**75,72**
184028002	28 x 1"	90	67	39x27 thk 2,5	364	2	40	**75,72**
184035002	35 x 1"1/4	101	74	44,5x34 thk 2,5	540	2	40	**96,61**
184042002	42 x 1"1/2	105	74	50,5x40 thk 2,5	563	2	30	**110,95**
184054002	54 x 2"	118	83	65,5x53,5 thk 3	823	2	20	**190,54**

184/002 - non certificato SVGW - not certified SVGW - ohne Zertifizierung SVGW - sans certification SVGW - sin certificación SVGW

B 10 11

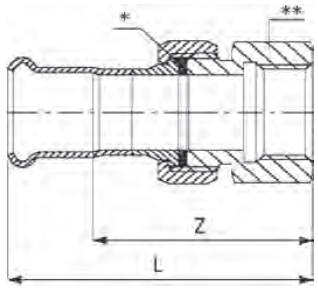

184/003

BOCCHETTONE SEDE PIANA FILETTO F

- STRAIGHT FEMALE UNION CONNECTOR
- DURCHGANGSVERSCHRAUBUNG MIT INNENGEWINDE
- RACCORD UNION TARAUDÉ
- RÁCOR 3 PIEZAS HEMBRA

MATERIAL: AISI 316L – 1.4404
FITTING: (**): ottone - brass - Messing - laiton - latón
O-RING: EPDM nero - black - Schwarz - noir - negro
GASKET: (*): EPDM nero - black - Schwarz - noir - negro
THREAD: EN 10226-1 (ex ISO 7/1)

CODE	De x Rp mm x inch	L mm	Z mm	Gasket mm	g			€
184015003	15 x 1/2"	71	50	24x14 thk 2,5	140	2	160	**37,84**
184018003	18 x 1/2"	72	51	24x14 thk 2,5	145	2	140	**45,63**
184022123	22 x 1/2"	75	54	30x20 thk 2,5	253	2	100	**49,61**
184022003	22 x 3/4"	76	54	30x20 thk 2,5	213	2	100	**49,61**
184028343	28 x 3/4"	83	60	39x27 thk 2,5	483	2	40	**65,31**
184028003	28 x 1"	83	60	39x27 thk 2,5	404	2	40	**65,31**
184035003	35 x 1"1/4	93	66	44,5x30 thk 2,5	486	2	30	**80,93**
184042003	42 x 1"1/2	97	66	56x42 thk 2,5	536	2	30	**100,57**
184054003	54 x 2"	116	81	65,5x53,5 thk 3	1091	2	20	**191,86**

184/003 - non certificato SVGW - not certified SVGW - ohne Zertifizierung SVGW - sans certification SVGW - sin certificación SVGW

B 10 11

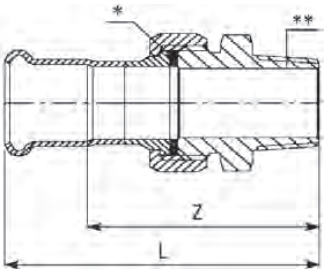

184/002 INOX

BOCCHETTONE SEDE PIANA FILETTO M

- STRAIGHT MALE UNION CONNECTOR
- DURCHGANGSVERSCHRAUBUNG MIT AUSSENGEWINDE
- RACCORD UNION FILETÉ
- RÁCOR 3 PIEZAS ROSCADO MACHO

MATERIAL: AISI 316L – 1.4404
FITTING: (**): AISI 316L – 1.4404
O-RING: EPDM nero - black - Schwarz - noir - negro
GASKET: (*): EPDM nero - black - Schwarz - noir - negro
THREAD: EN 10226-1 (ex ISO 7/1)

CODE	De x R mm x inch	L mm	Z mm	Gasket mm	g			€
184015002I	15 x 1/2"	77	56	24x14 thk 2,5	137	2	160	47,35
184015012I	15 x 3/4"	77	57	24x14 thk 2,5	178	2	160	48,92
184018002I	18 x 1/2"	77	56	24x14 thk 2,5	139	2	160	53,89
184018012I	18 x 3/4"	77	57	24x14 thk 2,5	178	2	160	55,20
184022012I	22 x 1/2"	79	58	30x20 thk 2,5	217	2	100	55,49
184022002I	22 x 3/4"	81	59	30x20 thk 2,5	194	2	100	56,86
184022022I	22 x 1"	81	60	30x20 thk 2,5	257	2	80	92,05
184028002I	28 x 1"	90	67	39x27 thk 2,5	350	2	40	94,65
184035002I	35 x 1"1/4	101	74	44,5x34 thk 2,5	518	2	40	120,76
184042002I	42 x 1"1/2	102	71,5	44,5x34 thk 2,5	543	2	30	127,60
184054002I	54 x 2"	111	77	56x42 thk 2,5	842	2	20	219,18

B 10 11

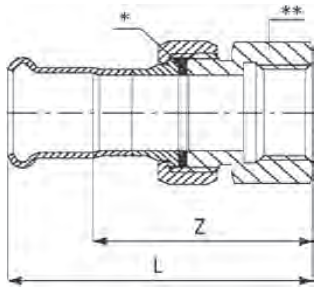

184/003 INOX

BOCCHETTONE SEDE PIANA FILETTO F

- STRAIGHT FEMALE UNION CONNECTOR
- DURCHGANGSVERSCHRAUBUNG MIT INNENGEWINDE
- RACCORD UNION TARAUDÉ
- RÁCOR 3 PIEZAS HEMBRA

MATERIAL: AISI 316L – 1.4404
FITTING: (**): AISI 316L – 1.4404
O-RING: EPDM nero - black - Schwarz - noir - negro
GASKET: (*): EPDM nero - black - Schwarz - noir - negro
THREAD: EN 10226-1 (ex ISO 7/1)

CODE	De x Rp mm x inch	L mm	Z mm	Gasket mm	g			€
184015003I	15 x 1/2"	71	50	24x14 thk 2,5	135	2	160	47,35
184015013I	15 x 3/4"	74	54	24x14 thk 2,5	189	2	120	52,54
184018003I	18 x 1/2"	72	51	24x14 thk 2,5	140	2	140	57,04
184018013I	18 x 3/4"	75	55	24x14 thk 2,5	190	2	120	58,92
184022003I	22 x 3/4"	76	54	30x20 thk 2,5	206	2	100	62,94
184022013I	22 x 1"	79	58	30x20 thk 2,5	337	2	60	66,01
184028003I	28 x 1"	83	60	39x27 thk 2,5	387	2	40	81,57
184035003I	35 x 1"1/4	93	66	44,5x34 thk 2,5	467	2	30	101,20
184042003I	42 x 1"1/2	93	62,5	44,5x34 thk 2,5	488	2	30	115,64
184054003I	54 x 2"	111	77	56x42 thk 2,5	902	2	20	220,68

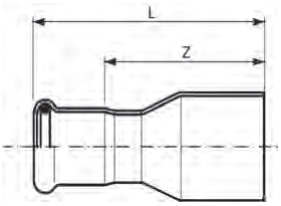

191

RIDUZIONE MF

- REDUCER
- REDUZIERSTÜCK
- REDUCTION
- REDUCCIÓN MH

MATERIAL: AISI 316L – 1.4404
O-RING: EPDM nero - black - Schwarz - noir - negro

≤54 B 10 11
76÷108 B 10 12
≥139 B 10 17

CODE	De mm	L mm	Z mm	g			€
191018015	18 x 15	57	37	35	20	500	8,94
191022015	22 x 15	64	44	43	20	400	9,81
191022018	22 x 18	60	40	47	20	300	10,12
191028015	28 x 15	76,5	56,5	50	20	200	13,56
191028018	28 x 18	68	48	63	20	200	11,84
191028022	28 x 22	65	44	66	20	200	11,79
191035015	35 x 15	87	67	89	10	100	43,43
191035018	35 x 18	81	61	87	10	100	43,94
191035022	35 x 22	70	49	90	10	100	36,99
191035028	35 x 28	71	48	98	10	100	28,64
191042015	42 x 15	91	71	111	4	100	44,91
191042018	42 x 18	92	72	114	4	80	45,04
191042022	42 x 22	97	76	120	4	80	46,65
191042028	42 x 28	93	70	130	4	80	47,69
191042035	42 x 35	81	55	138	4	40	31,07
191054015	54 x 15	103	83	158	4	40	49,84
191054018	54 x 18	103	83	162	4	40	49,88
191054022	54 x 22	104	83	169	4	40	52,54
191054028	54 x 28	108,5	85,5	180	4	40	54,69
191054035	54 x 35	108	82	193	4	40	68,09
191054042	54 x 42	97,5	67,5	210	4	32	33,09
191076042	76,1 x 42	149	119	471	4	4	99,78
191076054	76,1 x 54	159	124	529	4	4	101,98
191088054	88,9 x 54	179	144	683	4	4	110,94
191088076	88,9 x 76,1	186	131	813	4	4	150,72
191108054	108 x 54	185	150	831	2	2	119,57
191108076	108 x 76,1	209	154	1022	2	2	155,19
191108088	108 x 88,9	210	150	1107	2	2	172,86
191139076	139,7 x 76,1	356,5	301,5	2100	1	1	606,06
191139088	139,7 x 88,9	380	320	2319	1	1	578,63
191139108	139,7 x 108	345	270	2285	1	1	551,08
191168076	168,3 x 76,1	369	315	2515	1	1	698,47
191168088	168,3 x 88,9	380	320	2660	1	1	661,29
191168108	168,3 x 108	395	320	2945	1	1	633,74
191168139	168,3 x 139,7	422	327	3392	1	1	606,19

B 10 11

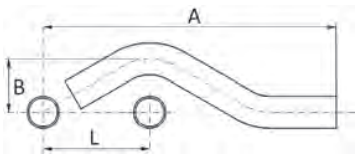

179

"S" DI SCAVALCAMENTO MM

- PIPE BRIDGE
- SPRUNGBOGEN
- "S" DE CHEVAUCHEMENT MALE
- "S" DE SUPERPOSICIÓN MM

MATERIAL: AISI 316L – 1.4404

CODE	De mm	L mm	A mm	B mm	g			€
179015000	15	57	158	30	54	10	150	18,79
179018000	18	60	166	31	74	10	100	19,56
179022000	22	65	179	33	116	10	100	21,90
179028000	28	73	206	36	192	10	50	26,56

B 10 11

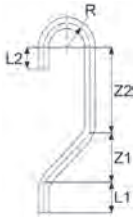

178

TUBO PER ARIA COMPRESSA

- PIPE FOR COMPRESSED AIR
- SPRUNGBOGEN FÜR DRUCKLUFT
- TUBE POUR L'AIR COMPRIMÉ
- TUBO DE AIRE

MATERIAL: AISI 316L – 1.4404

CODE	De mm	L1 mm	L2 mm	Z1 mm	Z2 mm	R mm	g			€
178015316	15	30	30	96	114	35	143	1	20	81,23
178018316	18	50	35	108	112	39	195	1	20	82,70
178022316	22	50	35	110	110	41	359	1	20	87,50
178028316	28	60	40	139	113	51	550	1	15	98,58

B 10 11

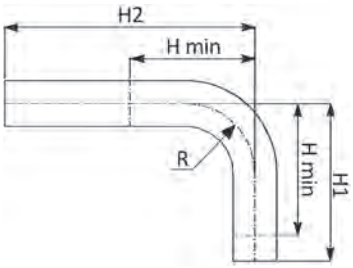

194/900

TUBO CURVO 90°

- 90° ELBOW MM
- PASSBOGEN 90°
- COUDE D'AJUSTEMENT 90°
- TUBO RICURVO 90° MM

MATERIAL: AISI 316L – 1.4404

CODE	De mm	H1 mm	H min mm	H2 mm	R mm	g			€
194015900	15	70	48	120	35	89	20	160	19,16
194018900	18	70	53	120	38	108	20	120	19,90
194022900	22	70	61	120	40	133	10	100	21,41
194028900	28	97	80	125	45	202	10	50	22,89
194035900	35	120	90	200	42	380	4	20	46,49
194042900	42	160	115	250	50	592	2	10	57,54
194054900	54	300	140	305	65	1139	2	4	73,87

B 10 11

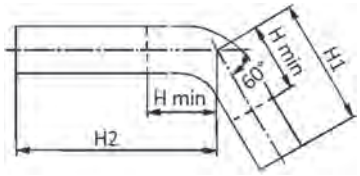

194/600

TUBO CURVO 60°

- 60° ELBOW MM
- PASSBOGEN 60°
- COUDE D'AJUSTEMENT 60°
- TUBO RICURVO 60° MM

MATERIAL: AISI 316L – 1.4404

CODE	De mm	H1 mm	H min mm	H2 mm	g			€
194028600	28	71	64	116	182	10	50	38,24
194035600	35	101	71	226	406	4	24	61,47
194042600	42	124	80	251	563	2	10	90,74
194054600	54	162	97	308	914	2	4	117,01

≤54 B 10 11
76÷108 B 10 12

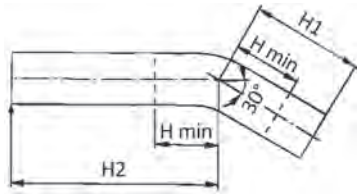

194/300

TUBO CURVO 30°

- 30° ELBOW MM
- PASSBOGEN 30°
- COUDE D'AJUSTEMENT 30°
- TUBO RICURVO 30° MM

MATERIAL: AISI 316L – 1.4404

CODE	De mm	H1 mm	H min mm	H2 mm	g			€
194018300	18	55	39	128	113	20	120	17,63
194022300	22	50	44	124	134	10	50	35,81
194028300	28	55	47	131	183	10	50	36,65
194035300	35	80	50	218	375	4	24	59,02
194042300	42	98	54	274	566	2	10	87,04
194054300	54	137	72	324	909	2	2	111,54
194076300	76,1	201	135	201	1489	1	1	133,66
194088300	88,9	241	161	241	2095	1	1	145,08
194108300	108	263	168	263	2787	1	1	178,77

≤54 B 10 11
76÷108 B 10 12

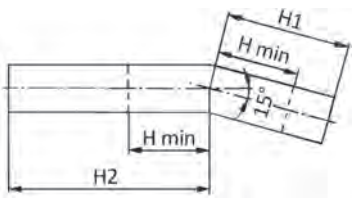

194/150

TUBO CURVO 15°

- 15° ELBOW MM
- PASSBOGEN 15°
- COUDE D'AJUSTEMENT 15°
- TUBO RICURVO 15° MM

MATERIAL: AISI 316L – 1.4404

CODE	De mm	H1 mm	H min mm	H2 mm	g			€
194018150	18	55	40	128	114	20	120	17,63
194028150	28	45	38	136	180	10	50	35,87
194035150	35	62	32	234	373	4	24	57,91
194042150	42	94	50	276	563	2	10	85,27
194054150	54	117	52	337	896	2	2	108,73
194076150	76,1	228	163	228	1694	1	1	133,66
194088150	88,9	240	160	240	2091	1	1	145,08
194108150	108	249	154	249	2646	1	1	178,77

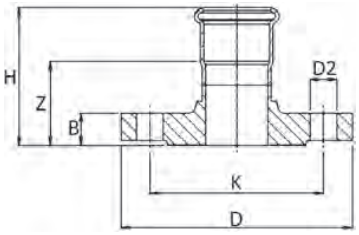

193/002

≤54 B 10 11
76÷108 B 10 12

MANICOTTO FLANGIATO

- ADAPTOR FLANGE
- ÜBERGANGSFLANSCH
- BRIDE DE RACCORDEMENT
- BRIDA ADAPTADOR

MATERIAL: AISI 316L – 1.4404
O-RING: EPDM nero - black - Schwarz - noir - negro

PN 6

CODE	De mm	DN flg	H mm	Z mm	B mm	D mm	D2 mm	Holes Nr.	K mm	g			€
193015002	15	15	53	33	12	80	11	4	55	406	2	20	75,30
193018002	18	15	53,5	33,5	12	80	11	4	55	406	2	20	77,41
193022002	22	20	56,5	35,5	14	90	11	4	65	610	2	14	91,58
193028002	28	25	59,5	36,5	14	100	11	4	75	757	2	10	111,99
193035002	35	32	63	37	14	120	14	4	90	1063	2	6	158,04
193042002	42	40	67	37	14	130	14	4	100	1192	2	6	185,43
193054002	54	50	74	38	14	140	14	4	110	1355	2	4	228,64
193076002	76,1	65	101	45,5	14	160	14	4	130	1879	2	2	383,80
193088002	88,9	80	112	52	16	190	18	4	150	2927	2	2	457,94
193108002	108	100	128	53	16	210	18	4	170	3548	2	2	545,14

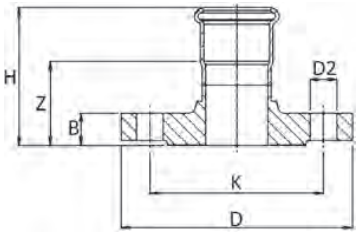

193/000

≤54 B 10 11
76÷108 B 10 12
≥139 B 10 17

MANICOTTO FLANGIATO

- ADAPTOR FLANGE
- ÜBERGANGSFLANSCH
- BRIDE DE RACCORDEMENT
- BRIDA ADAPTADOR

MATERIAL: AISI 316L – 1.4404
O-RING: EPDM nero - black - Schwarz - noir - negro

PN 16

CODE	De mm	DN flg	H mm	Z mm	B mm	D mm	D2 mm	Holes Nr.	K mm	g			€
193015000	15	15	55	35	14	95	14	4	65	660	2	20	85,39
193018000	18	15	55,5	35,5	14	95	14	4	65	660	2	20	87,73
193022000	22	20	58,5	37,5	16	105	14	4	75	945	2	14	103,82
193028000	28	25	61,5	38,5	16	115	14	4	85	1140	2	10	126,94
193035000	35	32	65,5	39,5	16	140	18	4	100	1640	2	6	179,21
193042000	42	40	69	39	16	150	18	4	110	1800	2	6	210,20
193054000	54	50	78	42	18	165	18	4	125	2450	2	4	259,23
193076000	76,1	65	105	50	18	185	18	4	145	3184	2	2	416,81
193088000	88,9	80	116	56	20	200	18	8	160	3950	2	2	497,34
193108000	108	100	132	57	20	220	18	8	180	4729	2	2	592,00
193139000	139,7	125	180	85	22	250	18	8	210	7095	1	1	840,11
193168000	168,3	150	212	91,5	22	285	22	8	240	8929	1	1	954,81

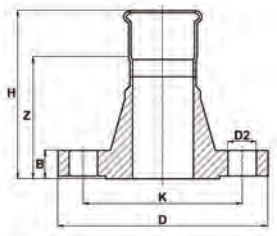

193/006

≤54 B 10 11
76÷108 B 10 12

MANICOTTO FLANGIATO

- ADAPTOR FLANGE
- ÜBERGANGSFLANSCH
- BRIDE DE RACCORDEMENT
- BRIDA ADAPTADOR

ANSI 150 lb

MATERIAL: AISI 316L – 1.4404
O-RING: EPDM nero - black - Schwarz - noir - negro

CODE	De mm	DN flg	H mm	Z mm	B mm	D mm	D2 mm	Holes Nr.	K mm	g			€
193015006	15	15	79,7	59,7	14,1	89	15,8	4	60,3	641	2	18	87,80
193018006	18	15	77,1	57,1	11,2	89	15,8	4	60,3	501	2	18	90,25
193022006	22	20	82,9	61,9	12,8	98,5	15,8	4	69,8	749	2	12	106,81
193028006	28	25	89,1	66,1	14,3	108	15,8	4	79,3	1062	2	8	130,55
193035006	35	32	94,4	68,4	15,9	117,5	15,8	4	88,9	1420	2	6	184,25
193042006	42	40	102,9	72,9	17,5	127,1	15,8	4	98,4	1809	2	4	216,15
193054006	54	50	111,1	75,5	19,1	152,5	19	4	120,6	2714	1	2	266,53
193076006	76,1	65	122,5	67,5	22,3	177,9	19	4	139,7	4194	2	2	541,84
193088006	88,9	80	150,9	90,9	23,8	190,6	19	4	152,4	5338	2	2	646,52
193108006	108	100	172,2	97,2	23,8	228,7	19	8	190,5	7525	2	2	769,56

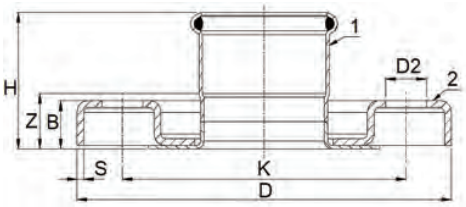

193/001

≤54 B 10 11
76÷108 B 10 12
≥139 B 10 17

MANICOTTO CON FLANGIA SCORREVOLE

- ADAPTOR LOOSE FLANGE
- UBERGANGSLOSFLANSCH
- BRIDE TOURNANTE DE RACCORDEMENT
- BRIDA LOCA CON ADAPTADOR

PN 10

MATERIAL: 1 - AISI 316L – 1.4404
2 - AISI 304 – 1.4301
O-RING: EPDM nero - black - Schwarz - noir - negro

CODE	De mm	DN flg	H mm	Z mm	B mm	S mm	D mm	D2 mm	Holes Nr.	K mm	g			€
193054001	54	50	60	24	21	3	165	18	4	125	893	2	6	164,58
193076001	76,1	65	86,5	31,5	23	4	185	18	4	145	1623	2	2	213,27
193088001	88,9	80	96	36	23,5	4	200	18	8	160	1879	2	2	250,32
193108001	108	100	116	41	24	4	220	18	8	180	2283	2	2	276,26
193139001	139,7	125	143	48	25,5	5	250	18	8	210	3436	1	1	700,87
193168001	168,3	150	176	63	30	5	285	22	8	240	4668	1	1	800,99

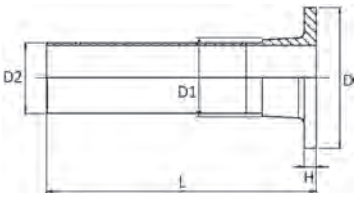

193/004

≤54 B 10 11
76÷108 B 10 12

BOCCHELLO PER FLANGIA LIBERA

- COLLAR FOR LOOSE FLANGE
- AUSSEN FÜR LOSE-FLANSCH
- SORTIE A BRIDE POUR BRIDE TOURNANTE
- TRONCO EMBRIDADO PARA BRIDA LOCA

MATERIAL: AISI 316L – 1.4404

PN 6

CODE	De mm	L mm	H mm	D mm	D1 mm	D2 mm	g			€
193022004	22	135	6	50	27	22	210	2	14	56,59
193028004	28	135	6	60	32	28	260	2	14	66,06
193035004	35	135	6	70	40	35	350	2	14	79,97
193042004	42	135	6	80	46	42	420	2	14	91,00
193054004	54	135	8	90	59	54	580	2	14	108,91
193076004	76,1	135	8	110	78	76,1	840	2	12	149,33
193088004	88,9	135	10	128	91	88,9	1150	2	6	181,90
193108004	108	135	10	148	110	108	1390	2	2	230,73

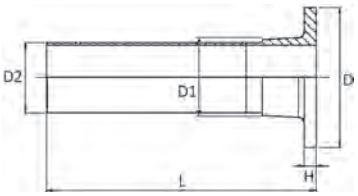

193/003

≤54 B 10 11
76÷108 B 10 12

BOCCHELLO PER FLANGIA LIBERA

- COLLAR FOR LOOSE FLANGE
- AUSSEN FÜR LOSE-FLANSCH
- SORTIE A BRIDE POUR BRIDE TOURNANTE
- TRONCO EMBRIDADO PARA BRIDA LOCA

MATERIAL: AISI 316L – 1.4404

PN 16

CODE	De mm	L mm	H mm	D mm	D1 mm	D2 mm	g			€
193022003	22	135	6	58	27	22	240	2	14	58,16
193028003	28	135	6	68	32	28	300	2	14	71,67
193035003	35	135	6	78	40	35	390	2	14	82,65
193042003	42	135	6	88	46	42	470	2	14	94,10
193054003	54	135	8	102	59	54	700	2	14	118,13
193076003	76,1	135	8	122	78	76,1	980	2	4	160,81
193088003	88,9	135	10	138	91	88,9	1310	2	4	196,08
193108003	108	135	10	158	110	108	1580	2	2	247,97

R 30 30

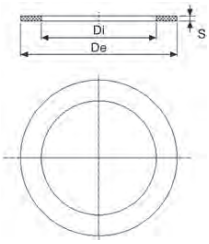



434/PN 6

GUARNIZIONE ECOLOGICA PER FLANGE

- GASKET FOR FLANGE
- FLANSCHDICHTUNG
- JOINT POUR BRIDE
- JUNTA ECOLÓGICA PARA BRIDA

PN 6

MATERIAL: Sesalit Eco
NORM: EN 1092-1

CODE	DN	De mm	Di mm	S mm	g		€
434015006	15 - (1/2")	44	20	2	4	10	0,78
434020006	20 - (3/4")	54	25	2	6	10	1,14
434025006	25 - (1")	64	30	2	9	10	1,59
434032006	32 - (1"1/4)	75	38	2	11	10	2,13
434040006	40 - (1"1/2)	85	45	2	14	10	2,78
434050006	50 - (2")	95	57	2	15	10	4,24
434065006	65 - (2"1/2)	115	76	2	19	10	5,83
434080006	80 - (3")	132	89	2	26	10	6,91
434100006	100 - (4")	152	108	2	29	10	8,18

R 30 30

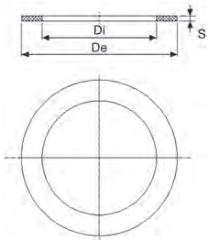



434/PN 10-16

GUARNIZIONE ECOLOGICA PER FLANGE

- GASKET FOR FLANGE
- FLANSCHDICHTUNG
- JOINT POUR BRIDE
- JUNTA ECOLÓGICA PARA BRIDA

PN 10/16

MATERIAL: Sesalit Eco
NORM: EN 1092-1

CODE	DN	De mm	Di mm	S mm	g		€
434015000	15 - (1/2")	50	20	2	6	10	0,78
434020000	20 - (3/4")	60	25	2	8	10	1,12
434025000	25 - (1")	70	30	2	10	10	1,58
434032000	32 - (1"1/4)	82	38	2	14	10	2,13
434040000	40 - (1"1/2)	92	45	2	17	10	2,78
434050000	50 - (2")	108	57	2	22	10	4,19
434065000	65 - (2"1/2)	127	76	2	27	10	5,79
434080000	80 - (3")	142	89	2	30	10	6,85
434100000	100 - (4")	162	108	2	38	10	7,86
434125000	125 - (5")	192	140	2	44	10	11,05
434150000	150 - (6")	218	169	2	55	10	12,61

Sesalit ECO: fibre organiche e sintetiche legate con gomma NBR/SBR esente amianto
IMPIEGHI: Acqua calda e fredda, olii vegetali ed animali, aria, alcuni carburanti (no GAS)
LIMITI DI TEMPERATURA ORIENTATIVI
Temperatura massima per brevi esposizioni: 180°-200° C
Temperatura massima di esercizio continuo per fluidi non aggressivi: 140° C
Temperatura massima di esercizio continuo con vapore: 110° C
OMOLOGAZIONI: acqua potabile WRAS n° 1605525

Sesalit ECO: organic and synthetic fibers bonded with NBR/SBR asbestos-free
USES: hot and cold water, vegetable and animal oils, air, some fuels (no GAS)
GUIDELINE TEMPERATURE LIMITS
Maximum temperature for short exposure: 180°-200° C
Maximum operating temperature for continuous non-aggressive fluids: 140° C
Maximum temperature for continuous operation with steam: 110° C
APPROVAL: potable water WRAS n° 1605525

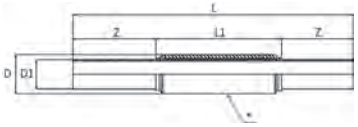

179/001

≤54 B 10 11
76÷108 B 10 12

PASSAGGIO STAGNO

- DECK / BULKHEAD PENETRATION
- WANDDURCHFÜHRUNG
- PASSAGE ÉTANCHE
- PASAJE ESTAÑO

MATERIAL: AISI 316L – 1.4404
NOTE: (*): S235JR (Fe 360)

CODE	De mm	L mm	L1 mm	Z mm	D mm	D1 mm	g			€
179015001	15	450	120	165	25	15	460	1	65	**48,06**
179018001	18	450	120	165	30	18	621	1	65	**48,59**
179022001	22	450	120	165	33	22	701	1	50	**49,03**
179028001	28	450	120	165	37	28	776	1	45	**49,86**
179035001	35	450	120	165	43,5	35	936	1	40	**55,45**
179042001	42	450	120	165	53	42	1291	1	32	**65,86**
179054001	54	450	120	165	69	54	1965	1	18	**106,08**
179076001	76,1	450	120	165	88,5	76,1	2840	1	8	**124,38**
179088001	88,9	450	120	165	107	88,9	4081	1	8	**146,95**
179108001	108	450	120	165	131,5	108	5682	1	6	**196,34**

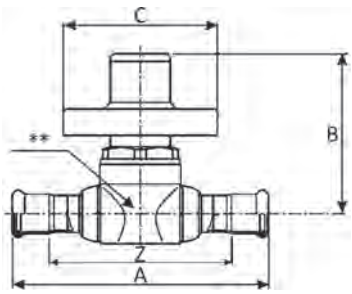

195/000

B 10 11

RUBINETTO DA INCASSO CON ROSONE

- STOPVALVE WITH PRESS ENDS
- UP-VENTIL MIT PRESSENDEN
- ROBINET ENCASTRE AVEC ROSACE
- VÁLVULA DE BOLA "PRES" CON EMBECELLADOR

MATERIAL: AISI 316L – 1.4404
O-RING: EPDM nero - black - Schwarz - noir - negro
NOTE: (**) Movimento interno in Ottone - Kugel aus Messing - Ball out of brass - Mouvement en laiton - Bola en latón

CODE	De mm	Z mm	A mm	B mm	C mm	g			€
195015000	15	42	101	74	70	330	1	10	**158,35**

B 10 12

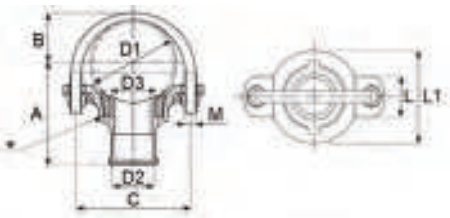

171/P

COLLARE DI PRESA CON DERIVAZIONE A PRESSARE

- BRACKET WITH FEMALE PRESS CONNECTION
- ANBOHRSCHELLE MIT PRESSENDEN
- COLLIER DE PRISE AVEC DÉRIVATION F
- CONJUNTO DERIVACIÓN DE PRENSAR

MATERIAL: AISI 316L – 1.4404
O-RING: EPDM nero - black - Schwarz - noir - negro
GASKET: (*): FKM guarnizione - gasket - Dictung - joint - juntas
NOTE: No acqua potabile - no potable water - kein Trinkwasser - pas d'eau potable - sin agua potable

CODE	D1 mm	D2 mm	D3 mm	A mm	B mm	C mm	L mm	L1 mm	M mm	g			€
171076035	76,1	35	40	79	44	100	35	80	M 10 x 35	700	1	20	67,22
171088042	88,9	42	47	99	50	115	40	94	M 10 x 35	740	1	10	116,91
171108054	108	54	59	116	60	135	45	114	M 10 x 35	1090	1	10	158,63

Montaggio - Assembly - Montage - Assemblage - Montaje

Fig. 1

Fig. 2

Fig. 3

Fig. 4

Fig. 5

Fig. 6

Fig. 7

Fig. 8

Fig. 9

Fig. 10

Fig. 11

Fig. 12

B 10 11

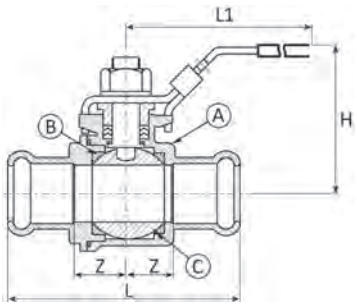

195/005

VALVOLA A SFERA PASSAGGIO TOTALE

- BALL VALVE WITH FULL PORT
- KUGELHAHN MIT VOLLEM DURCHGANG
- BOISSEAU SPHERIQUE PASSAGE RÉDUIT
- VÁLVULA DE BOLA PASO TOTAL

MATERIAL: A-C: AISI 316L – 1.4404 B: PTFE
O-RING: EPDM nero - black - Schwarz - noir - negro

CODE	De mm	L mm	L1 mm	H mm	Z mm	g			€
195015005	15	85	97,5	50	20	275	1	10	90,56
195018005	18	88	123	59	20	430	1	10	108,08
195022005	22	100	123	62,5	21	508	1	10	135,48
195028005	28	107	145	69,5	23	786	1	10	182,06

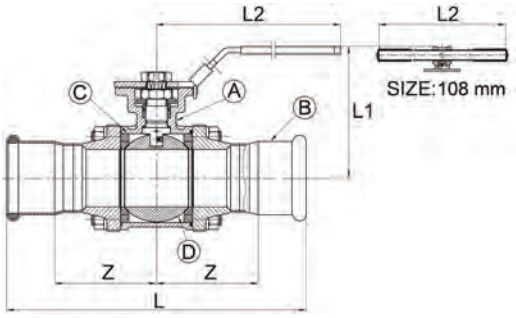

195/003

≤54 B 10 11
76÷108 B 10 12

VALVOLA A SFERA 3 PZ PASSAGGIO TOTALE LUCCHETTABILE

- 3-PC BALL VALVE WITH FULL PORT
- KUGELHAHN 3-TEILIG MIT VOLLEM DURCHGANG
- BOISSEAU SPHERIQUE 3 PCS PASSAGE INTÉGRAL
- VÁLVULA DE BOLA TRES PIEZAS PASO TOTAL

MATERIAL: A-B-D: AISI 316L – 1.4404 C: PTFE
O-RING: EPDM nero - black - Schwarz - noir - negro
NORM: flangia attuatore / flange for actuator Flansch für Stellantrieb / bride pour actuateur / brida actuador ISO 5211

CODE	De mm	DN	DN inch	L mm	Z mm	L1 mm	L2 mm	g			€
195015003	15	10	3/8"	128	44	72	151	698	1	10	**149,24**
195018003	18	15	1/2"	134	47	72	151	714	1	10	**161,07**
195022003	22	20	3/4"	151	54,5	80	151	992	1	10	**172,48**
195028003	28	25	1"	167	60,5	90	179	1476	1	5	**243,84**
195035003	35	32	1" 1/4	184	66	95	179	2280	1	5	**346,79**
195042003	42	40	1" 1/2	207	73,5	104	198	3122	1	5	**441,27**
195054003	54	50	2"	245	87,5	110	198	4600	1	2	**546,77**
195076003	76,1	65	2" 1/2	334	112	150	270	9500	1	2	**1173,39**
195088003	88,9	80	3"	384	132	159	270	13800	1	1	**1639,81**
195108003*	108	100	4"	470	160	210	405	25000	1	1	**2840,68**

(*) DN 108 con tubo maniglia, with pipe handle, mit Rohrgriff, avec tube-poignée, con mango de tubo
Le condizioni stampigliate sono relative al corpo della valvola. La pressione massima di lavoro delle valvole art. 195/003 = 16 bar
The marked pressure's conditions are related to the body of the valve. Maximum working pressure for pressfitting valve art. 195/003 = 16 bar
Die markierte Konditionen der Pressfitting entsprechend den Kugelhahnkoerper. Maximaler Arbeitsbetriebsdruck für Kugelhahn 195/003 = 16 bar
Les conditions de pressions indiquées sur la presse vannes correspondent au corps de vanne. Pression de service maximale des vannes 195/003 = 16 bar
Condiciones de presión marcadas están relacionadas con el cuerpo de la válvula. La presión máxima de trabajo de las válvulas art. 195/003 = 16 bar

CORPO VALVOLA / VALVE BODY

Pressure - Temperature Data
FLOATING BALL VALVES 1000 psi

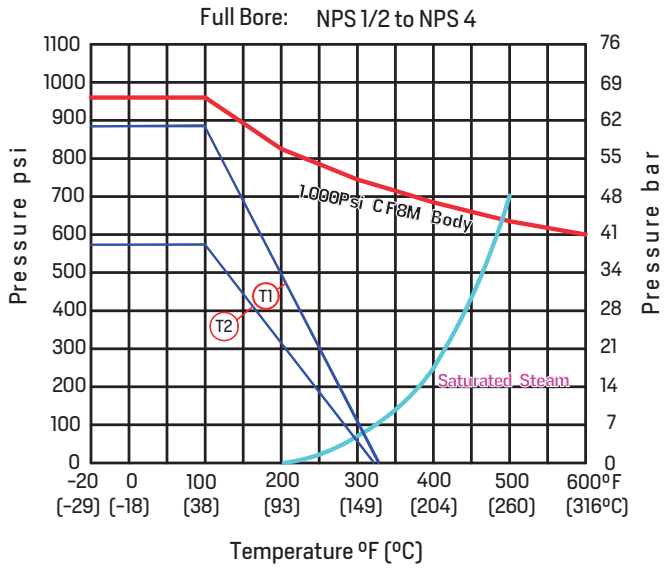

Seat Materials :
- T1 PTFE DN 15 - 32
- T2 PTFE DN 40 - 100

CV	KV
US gallon/min	m³ / h
N/A	N/A
18	15
36	31
48	41
93	80
165	141
207	177
450	386
780	668
1360	1165

1 Kv = 0,86 Cv

195/003 – Valvola a sfera 3 pz passaggio totale lucchettabile – 3 PC ball valve with full port Kugelhahn 3-Teilig mit vollem Durchgang – Boisseau spherique 3 pcs passage intégral – Válvula de bola tres piezas paso total

Dimensioni della flangia per attuatore / Flange for actuator dimensions / Abmessungen der Flansch für Stellantrieb / Dimensions de la bride pour actuateur Dimensiones de la brida del actuador.

De mm	DN inch	Flange type	C1 mm	C2 mm	D1 mm	D2 mm	F mm
15	3/8"	F03-F04	36	42	6	6	9
18	1/2"	F03-F04	36	42	6	6	9
22	3/4"	F03-F05	36	50	6	7	9
28	1"	F04-F05	42	50	6	7	11
35	1"1/4	F04-F07	42	70	6	9	11
42	1"1/2	F05-F07	50	70	7	9	14
54	2"	F05-F07	50	70	7	9	14
76,1	2"1/2	F07-F10	70	102	9	11	17
88,9	3"	F07-F10	70	102	9	11	17
108	4"	F10	-	102	-	11	22

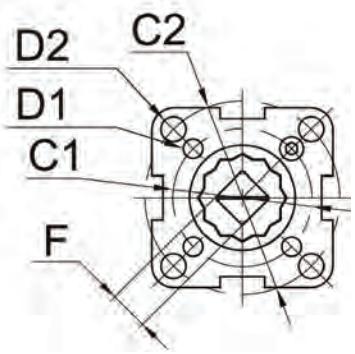

ISO 5211

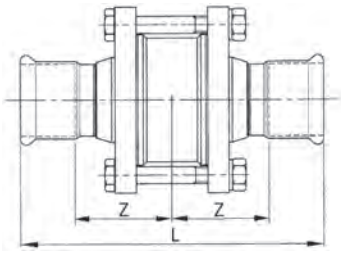

195/004

≤54 B 10 11
76÷108 B 10 12

VALVOLA DI RITEGNO

- NON-RETURN VALVE
- RÜCKSCHLAGVENTIL
- CLAPET ANTI-RETOUR
- VÁLVULA DE RETENCIÓN

MATERIAL: AISI 316L – 1.4404
O-RING: EPDM nero - black - Schwarz - noir - negro

CODE	De mm	DN	L mm	Z mm	g			€
195015004	15	15	114	37	412	1	10	**188,72**
195018004	18	15	114	37	422	1	10	**213,71**
195022004	22	20	121	39,5	570	1	10	**228,45**
195028004	28	25	138	46	767	1	10	**286,60**
195035004	35	32	158	53	1238	1	10	**587,27**
195042004	42	40	180	60	1766	1	6	**682,86**
195054004	54	50	200	64,5	2418	1	2	**1009,23**
195076004	76,1	65	271	80,5	5208	1	1	**1797,75**
195088004	88,9	80	302	91	7108	1	1	**2514,45**
195108004	108	100	370	110	12366	1	1	**3154,15**

Le condizioni stampigliate sono relative al corpo della valvola. La pressione massima di lavoro delle valvole art. 195/004 = 16 bar
The marked pressure's conditions are related to the body of the valve. Maximum working pressure for pressfitting valve art. 195/004 = 16 bar
Die markierte Konditionen der Pressfitting entsprechend den Kugelhahnkoerper. Maximaler Arbeitsbetriebsdruck für Kugelhahn 195/004 = 16 bar
Les conditions de pressions indiquées sur la presse vannes correspondent au corps de vanne. Pression de service maximale des vannes 195/004 = 16 bar
Condiciones de presión marcadas están relacionadas con el cuerpo de la válvula. La presión máxima de trabajo de las válvulas art. 195/004 = 16 bar

CORPO VALVOLA / VALVE BODY

DIAGRAMMA PERDITA DI CARICO
PRESSURE LOSS DIAGRAM

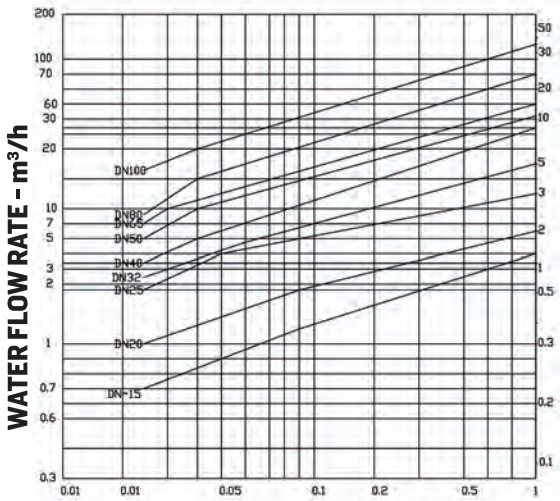

DN15-DN100 PRESSURE LOSS - bar

CV / KV PER VALVOLA DI RITEGNO CV / KV FOR NON-RETURN VALVE				DIREZIONE DI FLUSSO FLOW DIRECTION		
				↑	↓	→
DE	DN DN inch	CV US gallon/min	KV m³/h	Pressione di apertura Opening pressure (mbar)		
15	15 - ½"	4,1	3,5	25	21	23
18	15 - ½"	4,1	3,5	25	21	23
22	20 - ¾"	5,1	4,4	25	21	23
28	25 - 1"	14	12	25	21	23
35	32 - 1"1/4	23,3	20	27	21	24
42	40 - 1"1/2	30,3	26	29	21	25
54	50 - 2"	37,3	32	29	21	25
76,1	65 - 2"1/2	70	60	31	21	25
88,9	80 - 3"	81,7	70	32	21	26
108	100 - 4"	140	120	33	21	27

NOTE

Cv = flusso di acqua (a 60ºF) in gpm (galloni al minuto) con una pressione differenziale (caduta di pressione) di 1 psi.
Kv = flusso di acqua (tra 5º e 40º) m³/h, con una pressione differenziale (caduta di pressione) di 1 bar.
(1 Kv = 0,86 Cv)

B 10 11

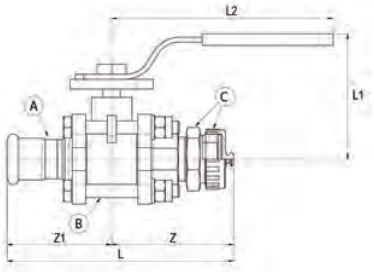

195/008

VALVOLA A SFERA CON PRESA MANICHETTA

- BALL VALVE WITH HOSE CONNECTION
- KUGELHAHN MIT SCHLAUCHANSCHLUSS
- BOISSEAU SPHERIQUE AVEC RACCORD DETUYAU
- VÁLVULA DE BOLA CON CONEXIÓN DELA MANGUERA

MATERIAL: A-B: AISI 316L – 1.4404
C: ottone - brass - Messing - laiton - latón

O-RING: EPDM nero - black - Schwarz - noir - negro

CODE	De mm	L mm	L1 mm	L2 mm	Z mm	Z1 mm	g			€
195015008	15 x 3/4"	131,5	72	151	67,5	64	873	1	10	211,03
195022008	22 x 1"	148,5	80	151	73	75,5	1314	1	10	260,65

≤54 B 10 11
76÷108 B 10 12

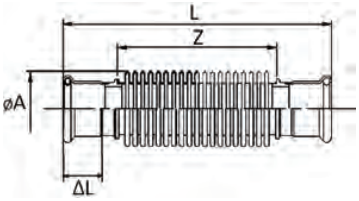

199

COMPENSATORE DI DILATAZIONE

- EXPANSION COMPENSATOR
- WELLENKOMPENSATOR
- COMPENSATEUR D'EXPANSION
- DILATADOR

MATERIAL: AISI 316L – 1.4404
O-RING: EPDM nero - black - Schwarz - noir - negro

CODE	De mm	L mm	Z mm	A mm	g			€
199015000	15	139	71	22	80	1	100	173,18
199018000	18	143	74	27	108	1	80	190,47
199022000	22	139	68	34	130	1	80	212,13
199028000	28	150	73	41	155	1	40	272,79
199035000	35	177	90	51	251	1	24	337,69
199042000	42	202	107	61	440	1	16	402,63
199054000	54	221	113	71	550	1	12	497,88
199076000	76,1	278	180	87	1464	1	2	761,13
199088000	88,9	314	235	105	1871	1	2	940,75
199108000	108	388	255	131	2845	1	2	1090,25

199 - Compensatore di dilatazione - Expansion compensator - Wellenkompensator Compensateur d'expansion - Dilatador

La corsa massima di lavoro non deve superare la corsa nominale sotto indicata / The maximum axial stroke must not exceed the nominal value below indicated
La course axiale maximum ne doit pas dépasser la course nominale indiquée ci-dessous / Der maximale Axialhub darf den unten angegebenen Nennwert nicht überschreiten / El rango máximo de trabajo no debe exceder el rango nominal abajo indicado

Code	DN	Cycles MAX	Temperature °C																			
			20°		40°		60°		80°		100°		120°		140°		160°		180°		200°	
			ΔL (mm)	P (bar)	ΔL (mm)	P (bar)	ΔL (mm)	P (bar)	ΔL (mm)	P (bar)	ΔL (mm)	P (bar)	ΔL (mm)	P (bar)	ΔL (mm)	P (bar)	ΔL (mm)	P (bar)	ΔL (mm)	P (bar)	ΔL (mm)	P (bar)
199 / 15	15		16,0		14,7		13,6		12,6		11,8		11,4		10,9		10,6		10,2		9,9	
199 / 18	18		18,0		16,6		15,3		14,2		13,3		12,8		12,3		11,9		11,5		11,2	
199 / 22	22		20,0		18,4		17,0		15,8		14,8		14,2		13,7		13,2		12,8		12,4	
199 / 28	28	800	22,0	16	20,2	14,5	18,7	13,5	17,4	12,5	16,3	12	15,6	11,5	15,0	11	14,5	10,5	14,1	10,2	13,6	9,5
199 / 35	35		26,0		23,9		22,1		20,5		19,2		18,5		17,8		17,2		16,6		16,1	
199 / 42	42		32,0		29,4		27,2		25,3		23,7		22,7		21,9		21,1		20,5		19,8	
199 / 54	54		36,0		33,1		30,6		28,4		26,6		25,6		24,6		23,8		23,0		22,3	
199 / 76	76		30,0		27,6		25,5		23,7		22,2		21,3		20,5		19,8		19,2		18,6	
199 / 88	89	500	40,0	16	36,8	14,5	34,0	13,5	31,6	12,5	29,6	12	28,4	11,5	27,3	11	26,4	10,5	25,6	10,2	24,8	9,5
199 / 108	108		50,0		46,0		42,5		39,5		37,0		35,5		34,2		33,0		32,0		31,0	

Code	DN	Cycles MAX	Temperature °C																			
			20°		40°		60°		80°		100°		120°		140°		160°		180°		200°	
			ΔL (mm)	P (bar)	ΔL (mm)	P (bar)	ΔL (mm)	P (bar)	ΔL (mm)	P (bar)	ΔL (mm)	P (bar)	ΔL (mm)	P (bar)	ΔL (mm)	P (bar)	ΔL (mm)	P (bar)	ΔL (mm)	P (bar)	ΔL (mm)	P (bar)
199 / 15	15		11,2		10,3		9,5		8,8		8,3		8,0		7,6		7,4		7,2		6,9	
199 / 18	18		12,6		11,6		10,7		10,0		9,3		8,9		8,6		8,3		8,1		7,8	
199 / 22	22		14,0		12,9		11,9		11,1		10,4		9,9		9,6		9,2		9,0		8,7	
199 / 28	28	2900	15,4	16	14,2	14,5	13,1	13,5	12,2	12,5	11,4	12	10,9	11,5	10,5	11	10,2	10,5	9,9	10,2	9,5	9,5
199 / 35	35		18,2		16,7		15,5		14,4		13,5		12,9		12,4		12,0		11,6		11,3	
199 / 42	42		22,4		20,6		19,0		17,7		16,6		15,9		15,3		14,8		14,3		13,9	
199 / 54	54		25,2		23,2		21,4		19,9		18,6		17,9		17,2		16,6		16,1		15,6	
199 / 76	76		21,0		19,3		17,9		16,6		15,5		14,9		14,3		13,9		13,4		13,0	
199 / 88	89	1800	28,0	16	25,8	14,5	23,8	13,5	22,1	12,5	20,7	12	19,9	11,5	19,1	11	18,5	10,5	17,9	10,2	17,4	9,5
199 / 108	108		35,0		32,2		29,8		27,7		25,9		24,9		23,9		23,1		22,4		21,7	

Code	DN	Cycles MAX	Temperature °C																			
			20°		40°		60°		80°		100°		120°		140°		160°		180°		200°	
			ΔL (mm)	P (bar)	ΔL (mm)	P (bar)	ΔL (mm)	P (bar)	ΔL (mm)	P (bar)	ΔL (mm)	P (bar)	ΔL (mm)	P (bar)	ΔL (mm)	P (bar)	ΔL (mm)	P (bar)	ΔL (mm)	P (bar)	ΔL (mm)	P (bar)
199 / 15	15		8,0		7,4		6,8		6,3		5,9		5,7		5,5		5,3		5,1		5,0	
199 / 18	18		9,0		8,3		7,7		7,1		6,7		6,4		6,1		5,9		5,8		5,6	
199 / 22	22		10,0		9,2		8,5		7,9		7,4		7,1		6,8		6,6		6,4		6,2	
199 / 28	28	12000	11,0	16	10,1	14,5	9,4	13,5	8,7	12,5	8,1	12	7,8	11,5	7,5	11	7,3	10,5	7,0	10,2	6,8	9,5
199 / 35	35		13,0		12,0		11,1		10,3		9,6		9,2		8,9		8,6		8,3		8,1	
199 / 42	42		16,0		14,7		13,6		12,6		11,8		11,4		10,9		10,6		10,2		9,9	
199 / 54	54		18,0		16,6		15,3		14,2		13,3		12,8		12,3		11,9		11,5		11,2	
199 / 76	76		15,0		13,8		12,8		11,9		11,1		10,7		10,2		9,9		9,6		9,3	
199 / 88	89	7500	20,0	16	18,4	14,5	17,0	13,5	15,8	12,5	14,8	12	14,2	11,5	13,7	11	13,2	10,5	12,8	10,2	12,4	9,5
199 / 108	108		25,0		23,0		21,3		19,8		18,5		17,8		17,1		16,5		16,0		15,5	

Cycles MAX = Numero di cicli di lavoro - Work cycles number - Anzahl der Zyklen - Nombre de cycles de travail - Número de ciclos de trabajo

ΔL (mm) = Corsa assiale in compressione - Compression axial stroke - Axialhub in Kompression - Course axiale en compression - Carrera axial en compresión

P (bar) = pressione massima di lavoro - Maximum working pressure - maximaler Arbeitsdruck - Pression de travail maximale - Presión máxima de trabajo

B 10 11

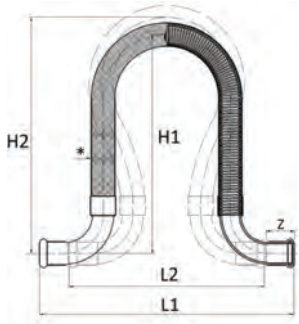

199/001

TUBO FLESSIBILE AD OMEGA

- U-BEND FLEXIBLE PIPE
- FLEXIBLES ECKSTÜCK ZUM EINPRESSEN
- TUBE FLEXIBLE RACCORDS COUDÉS
- FLEXIBLE OMEGA

MATERIAL: AISI 316L – 1.4404
(*): rivestimento / covering / Überzug revêtement / revestimiento
AISI 304L – 1.4307

O-RING: EPDM nero - black - Schwarz - noir - negro

CODE	De mm	L1 mm	L2 mm	H1 mm	H2 mm	Z mm	g		€
199015001	15	275	165	165	200	20	245	1	**237,64**
199018001	18	350	170	170	215	20	290	1	**255,98**
199022001	22	380	195	195	236	21	450	1	**291,10**
199028001	28	410	230	230	260	23	615	1	**332,71**
199035001	35	460	255	255	300	26	1080	1	**436,65**
199042001	42	530	295	295	345	30	1455	1	**625,44**
199054001	54	625	370	370	410	35	2310	1	**885,57**

B 10 11

199/002

TUBO FLESSIBILE RETTILINEO

- STRAIGHT FLEXIBLE PIPE
- PANZERSCHLAUCH ZUM EINPRESSEN
- TUBE FLEXIBLE RACCORDS DROIT
- FLEXIBLE RECTO

MATERIAL: AISI 316L – 1.4404
(*): rivestimento / covering / Überzug revêtement / revestimiento
AISI 304L – 1.4307

O-RING: EPDM nero - black - Schwarz - noir - negro

CODE	De mm	L mm	Z mm	g		€
199015002	15	500	20	200	1	**176,18**
199018002	18	600	20	310	1	**188,82**
199022002	22	600	21	350	1	**223,42**
199028002	28	700	23	495	1	**235,72**
199035002	35	800	26	980	1	**315,99**
199042002	42	900	30	1280	1	**385,65**
199054002	54	1100	35	2060	1	**572,65**

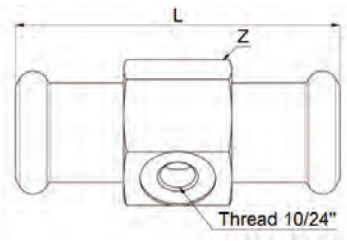

B 10 11

195/007 U

ATTACCO NEBULIZZATORE

- NEBULIZER CONNECTION
- VERNEBLER-ANSCHLUSS
- CONNEXION NÉBULISEUR
- CONEXIÓN NEBULIZADOR

MATERIAL: AISI 316L – 1.4404
O-RING: EPDM nero - black - Schwarz - noir - negro

CODE	De mm	L mm	Z mm	Holes Nr.	g			€
195015017	15	60	24	1 x 10/24"	82	10	200	**19,86**
195015027	15	60	24	2 x 10/24"	80	10	200	**22,49**

B 10 11

195/N

NEBULIZZATORE

- NEBULIZER
- VERNEBLER
- NÉBULISEUR
- NEBULIZADOR

MATERIAL: AISI 304 – 1.4301
O-RING: NBR marrone – brown – Braun – brun – marrón

CODE	Hole µm	DN inch	L1 mm	D mm	L mm	g		€
195000015	15	10/24"	20	9,5	25	10	10	**59,04**
195000020	20	10/24"	20	9,5	25	10	10	**46,41**
195000030	30	10/24"	20	9,5	25	10	10	**37,54**
195000040	40	10/24"	20	9,5	25	10	10	**37,54**
195000050	50	10/24"	20	9,5	25	10	10	**37,54**

Esempio applicazione art. 195/007 U / *Art. 195/007 U application example*



195/007 U — Impianti di nebulizzazione con tubazione Ø 15
Atomization systems with Ø 15 pipes

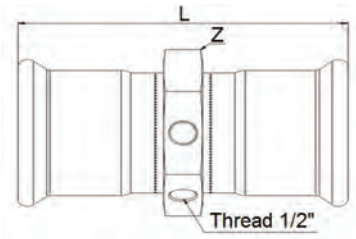

195/007

≤54 B 10 11
76÷108 B 10 12

ATTACCO MULTI STRUMENTO

- MULTIMETER CONNECTION
- MULTI-TOOL-ANSCHLUSS
- CONNEXION MULTI-OUTILLAGE
- CONEXIÓN MULTIPLE HERRAMIENTA

MATERIAL: AISI 316L – 1.4404
O-RING: EPDM nero - black - Schwarz - noir - negro

CODE	De mm	L mm	Z mm	Holes Nr.	g			€
195035007	35	128	60	3 x 1/2"	715	1	10	**118,56**
195042007	42	135	60	3 x 1/2"	645	1	10	**126,49**
195054007	54	135	74	3 x 1/2"	874	1	6	**148,49**
195076007	76,1	189	92	3 x 1/2"	1474	1	3	**333,71**
195088007	88,9	208	106	3 x 1/2"	1874	1	2	**389,32**
195108007	108	240	130	3 x 1/2"	2774	1	1	**453,78**

Con nº 2 tappi maschi ISO 228 per potere chiudere almeno 2 dei 3 attacchi disponibili da ½".
With nº 2 male caps ISO 228 to close at least 2 of the 3 available attacks of ½".
Mit n º 2 männlich Kappen ISO 228 mindestens 2 der 3 verfügbaren Angriffe von ½" zu schließen.
Avec n º 2 mâle casquettes ISO 228 pour fermer au moins 2 des 3 attaques disponibles de ½".
Con n º 2 casquillos macho ISO 228 para cerrar al menos 2 de los 3 ataques disponibles de ½".

Esempio applicazione art. 195/007 / *Art. 195/007 application example*

195/007 Attacco multi strumento (manometri, termometri, etc)
Multiple purpose instrument inlet (manometers, thermometers, etc.)

Certificazioni / Certifications

ø 15 ÷ 54 mm	DVGW	EDELSTAHLROHR "INOXPRES" - 1.4404	DV-7301BM 3426 (GW 541)	Ø 15 – 108 mm
	ÖVGW	UNLÖSBARE ROHRVERBINDUNGEN FÜR METALLENE GASLEITUNGEN PRESSVERBINDER AUS EDELSTAHL FÜR EDELSTAHLROHRE = INOXPRES® GAS =	G 2.827 (QS-G 100, QS-G 314)	Ø 15 – 108 mm
	SVGW SSIGE	UNLÖSBARE ROHRVERBINDUNGEN PRESSVERBINDUNGS-SYSTEM AUS EDELSTAHL INOXPRES GAS	05-088-6 (G 5614)	Ø 15 – 54 mm
		RACCORDI A PRESSARE PER GAS - PLUMBING FITTINGS FOR GASES	CA06-00231	Ø 15 – 54 mm
		STAINLESS STEEL GAS PRESSFITTINGS FOR STAINLESS STEEL PIPES	C-16-3743-A	Ø 15 – 54 mm
ø 76 ÷ 108 mm	DVGW	EDELSTAHLROHR "INOXPRES" - 1.4404	DV-7301BM 3426 (GW 541)	Ø 15 – 108 mm
	DVGW	PRODUKTE DER GASVERSORGUNG	DG-8531CL0163 (G 5614)	Ø 76 – 108 mm
	ÖVGW	UNLÖSBARE ROHRVERBINDUNGEN FÜR METALLENE GASLEITUNGEN PRESSVERBINDER AUS EDELSTAHL FÜR EDELSTAHLROHRE = INOXPRES® GAS =	G 2.827 (QS-G 100, QS-G 314)	Ø 15 – 108 mm

Campi di applicazione / Fields of application

inoxPRES® GAS

Gas metano / GPL
Natural gas / LPG

inoxPRES® GAS **O-ring HNBR**

Giallo | Yellow | Gelb | Jaune | Amarillo

BIM
Librerie BIM per REVIT - BIM library for REVIT

SCOPRI LA GAMMA
inoxPRES® GAS
DISCOVER THE RANGE

I prezzi dei tubi sono validi fino a nuova comunicazione.
Pipe prices are valid until new update.
Die Rohrpreise gelten bis auf weiteres .
Les prix des tubes sont valables jusqu'à nouvelle communication.
Los precios de las tuberías son válidos hasta nueva comunicación.

116/200

≤54 B 30 31
76÷108 B 30 32

TUBO PER GAS

- PIPE FOR GAS
- ROHR FÜR GAS
- TUBE POUR LE GAZ
- TUBO PARA EL GAS

NORM: EN 10217-7 (DIN 17455) - EN 10312

Mat. Nr.: 1.4404 (AISI 316L) L=6 m
Crudo - Not annealed - Ungeglüht - Non-hypertrempé - Crudo

CODE	Dimensions mm x mm	Ø int mm	L m	kg/m	Volume l/m	Minimum package m	Bundle m	€/m
116015200	15 x 1,0	13	6	0,351	0,133	60	1014	17,69
116018200	18 x 1,0	16	6	0,426	0,201	60	1014	20,12
116022200	22 x 1,2	19,6	6	0,625	0,302	60	762	28,04
116028200	28 x 1,2	25,6	6	0,805	0,514	30	546	35,38
116035200	35 x 1,5	32	6	1,258	0,804	30	546	53,46
116042200	42 x 1,5	39	6	1,521	1,194	30	366	63,86
116054200	54 x 1,5	51	6	1,972	2,042	30	366	82,03
116076200	76,1 x 2,0	72,1	6	3,711	4,080	6	114	147,31
116088200	88,9 x 2,0	84,9	6	4,352	5,660	6	114	170,52
116108200	108 x 2,0	104	6	5,308	8,490	6	114	209,75

I prezzi dei tubi sono validi fino a nuova comunicazione.
Pipe prices are valid until new update.
Die Rohrpreise gelten bis auf weiteres .
Les prix des tubes sont valables jusqu'à nouvelle communication.
Los precios de las tuberías son válidos hasta nueva comunicación.

116/300

≤54 B 30 31
76÷108 B 30 32

TUBO PER GAS

- PIPE FOR GAS
- ROHR FÜR GAS
- TUBE POUR LE GAZ
- TUBO PARA EL GAS

NORM: EN 10217-7 (DIN 17455) - EN 10312

Mat. Nr.: 1.4404 (AISI 316L) L=6 m
Ricotto - Annealed - Geglüht - Hypertrempé - Recocido

CODE	Dimensions mm x mm	Ø int mm	L m	kg/m	Volume l/m	Minimum package m	Bundle m	€/m
116015300	15 x 1,0	13	6	0,351	0,133	60	1014	26,99
116018300	18 x 1,0	16	6	0,426	0,201	60	1014	29,00
116022300	22 x 1,2	19,6	6	0,625	0,302	60	762	38,91
116028300	28 x 1,2	25,6	6	0,805	0,514	30	546	47,73
116035300	35 x 1,5	32	6	1,258	0,804	30	546	70,34
116042300	42 x 1,5	39	6	1,521	1,194	30	366	84,34
116054300	54 x 1,5	51	6	1,972	2,042	30	366	106,95
116076300	76,1 x 2,0	72,1	6	3,711	4,080	6	114	178,39
116088300	88,9 x 2,0	84,9	6	4,352	5,660	6	114	209,33
116108300	108 x 2,0	104	6	5,308	8,490	6	114	256,91

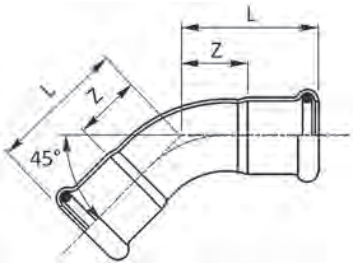

181/450 G

≤54 B 10 13
76÷108 B 10 14

CURVA 45° FF

- 45° ELBOW FF
- BOGEN 45° II
- COUDE FF 45°
- CURVA 45° HH

MATERIAL: AISI 316L – 1.4404
O-RING: HNBR giallo - yellow - Gelb - jaune - amarillo

CODE	De mm	Radius	L mm	Z mm	g			€
181015450CG	15	1,2 De	27,5	7,5	39	4	200	16,55
181018450CG	18	1,2 De	29,5	9,5	48	4	200	18,32
181022450CG	22	1,2 De	32	11	63	4	100	21,28
181028450CG	28	1,2 De	37	14	90	4	100	25,60
181035450G	35	1,2 De	43	17	127	1	40	30,26
181042450G	42	1,2 De	51	21	177	1	30	49,03
181054450G	54	1,2 De	62	30	273	1	20	62,93
181076450G	76,1	1,2 De	131,5	76,5	900	1	2	214,54
181088450G	88,9	1,2 De	144	84	1250	1	2	255,65
181108450G	108	1,2 De	169	94	1700	1	2	348,62

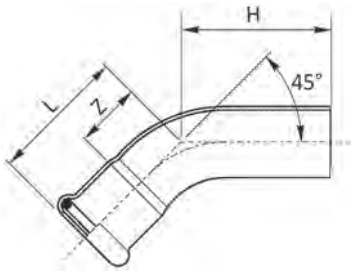

181/451 G

≤54 B 10 13
76÷108 B 10 14

CURVA 45° MF

- 45° ELBOW MF
- BOGEN 45° IA
- COUDE MF 45°
- CURVA 45° HM

MATERIAL: AISI 316L – 1.4404
O-RING: HNBR giallo - yellow - Gelb - jaune - amarillo

CODE	De mm	Radius	L mm	H mm	Z mm	g			€
181015451CG	15	1,2 De	27,5	36	7,5	38	4	200	16,55
181018451CG	18	1,2 De	29,5	38	9,5	47	4	200	17,72
181022451CG	22	1,2 De	32	42	11	63	4	100	20,09
181028451CG	28	1,2 De	37	46	14	90	4	100	23,90
181035451G	35	1,2 De	43	57,5	17	132	1	40	28,20
181042451G	42	1,2 De	51	72	21	196	1	30	47,24
181054451G	54	1,2 De	62	82	26	296	1	20	60,51
181076451G	76,1	1,2 De	131,5	149	76,5	900	1	2	196,84
181088451G	88,9	1,2 De	144	159	84	1250	1	2	234,97
181108451G	108	1,2 De	169	199	94	1700	1	2	320,93

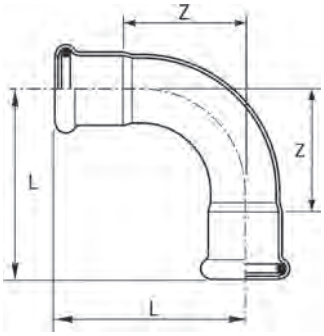

181/900 G

≤54 B 10 13
76÷108 B 10 14

CURVA 90° FF

- 90° ELBOW FF
- BOGEN 90° II
- COUDE FF 90°
- CURVA 90° HH

MATERIAL: AISI 316L – 1.4404
O-RING: HNBR giallo - yellow - Gelb - jaune - amarillo

CODE	De mm	Radius	L mm	Z mm	g			€
181015900CG	15	1,2 De	38	18	46	4	200	12,63
181018900CG	18	1,2 De	41,5	21,5	58	4	160	14,45
181022900CG	22	1,2 De	47	26	78	4	100	17,45
181028900CG	28	1,2 De	56	33	116	4	60	23,23
181035900G	35	1,2 De	68	42	162	1	40	37,66
181042900G	42	1,2 De	80	50	231	1	25	64,67
181054900G	54	1,2 De	100	64	367	1	18	90,22
181076900G	76,1	1,2 De	160	105	1150	1	2	218,29
181088900G	88,9	1,2 De	182	122	1580	1	2	265,52
181108900G	108	1,2 De	220	145	2250	1	2	362,17

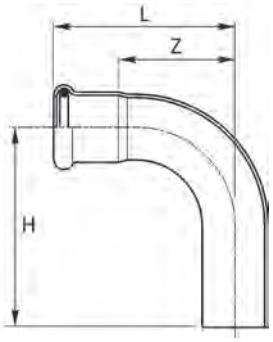

181/901 G

≤54 B 10 13
76÷108 B 10 14

CURVA 90° MF

- 90° ELBOW MF
- BOGEN 90° IA
- COUDE MF 90°
- CURVA 90° HM

MATERIAL: AISI 316L – 1.4404
O-RING: HNBR giallo - yellow - Gelb - jaune - amarillo

CODE	De mm	Radius	L mm	H mm	Z mm	g			€
181015901CG	15	1,2 De	38	48	18	46	4	200	13,26
181018901CG	18	1,2 De	41,5	48,5	21,5	56	4	160	15,05
181022901CG	22	1,2 De	47	57	26	79	4	100	18,04
181028901CG	28	1,2 De	56	64	33	115	4	60	22,65
181035901G	35	1,2 De	68	82	42	176	1	40	34,47
181042901G	42	1,2 De	80	101	50	253	1	25	62,62
181054901G	54	1,2 De	100	120	64	390	1	18	90,72
181076901G	76,1	1,2 De	160	180	105	1150	1	2	224,49
181088901G	88,9	1,2 De	182	197	122	1580	1	2	273,12
181108901G	108	1,2 De	220	236	145	2250	1	2	372,52

B 10 13

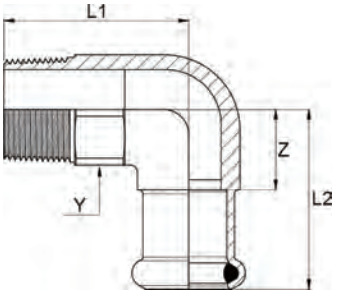

197 G

GOMITO MISTO 90° FILETTO M

- ELBOW ADAPTER 90° WITH MALE THREAD
- ÜBERGANGSWINKEL 90° AG
- EQUERRE 90° AVEC FILETAGE M
- CODO MACHO

MATERIAL: AISI 316L – 1.4404
O-RING: HNBR giallo - yellow - Gelb - jaune - amarillo
THREAD: EN 10226-1 (ex ISO 7/1)

CODE	De x R mm x inch	L1 mm	L2 mm	Z mm	Y mm	g			€
197102015G	15 x 1/2"	37	36	16	22	87	4	100	**26,77**
197102018G	18 x 1/2"	37	36	16	22	93	4	100	**30,63**
197304022G	22 x 3/4"	44	43	22	28	164	4	60	**39,25**
197304028G	28 x 3/4"	44	45	22	28	195	4	60	**52,35**
197100028G	28 x 1"	56	50	27	36	332	4	60	**52,85**
197114035G	35 x 1"1/4	63	76,5	50,5	46	476	1	40	**67,12**
197112042G	42 x 1"1/2	67,5	80	50	50	533	1	30	**112,98**
197200054G	54 x 2"	78,5	91,5	56	65	899	1	15	**143,50**

B 10 13

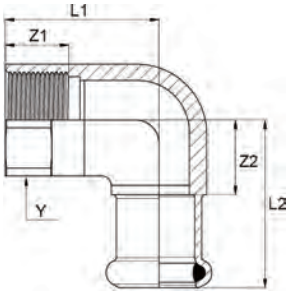

198 G

GOMITO MISTO 90° FILETTO F

- ELBOW ADAPTER 90° WITH FEMALE THREAD
- ÜBERGANGSWINKEL 90° IG
- EQUERRE 90° AVEC FILETAGE F
- CODO HEMBRA

MATERIAL: AISI 316L – 1.4404
O-RING: HNBR giallo - yellow - Gelb - jaune - amarillo
THREAD: EN 10226-1 (ex ISO 7/1)

CODE	De x Rp mm x inch	L1 mm	L2 mm	Z1 mm	Z2 mm	Y mm	g			€
198102015G	15 x 1/2"	33	36	15	16	24	92	4	100	**28,23**
198102018G	18 x 1/2"	33	36	15	16	24	99	4	100	**32,44**
198304022G	22 x 3/4"	38	43	19	22	30	154	4	60	**39,58**
198102028G	28 x 1/2"	33	39	15	16	24	126	4	60	**38,61**
198100028G	28 x 1"	48	50	21	27	38	309	4	60	**51,68**
198114035G	35 x 1"1/4	48	76,5	21	50,5	46	379	1	30	**85,15**
198112042G	42 x 1"1/2	51	80	21	50	50	390	1	25	**92,76**
198200054G	54 x 2"	66	92	26	56	65	749	1	10	**108,16**

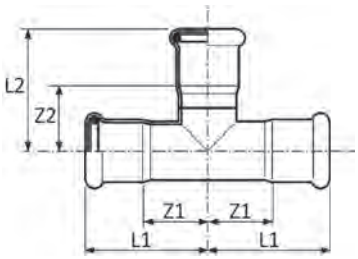

182 G

≤54 B 10 13
76÷108 B 10 14

"T"

- EQUAL TEE
- T-STÜCK
- TÉ ÉGAL
- TE IGUAL HHH

MATERIAL: AISI 316L – 1.4404
O-RING: HNBR giallo - yellow - Gelb - jaune - amarillo

CODE	De mm	L1 mm	L2 mm	Z1 mm	Z2 mm	g			€
182015000G	15	34	39	14	19	67	4	100	23,13
182018000G	18	37	41	16	21	80	4	100	26,57
182022000G	22	39	45	18	24	106	4	100	27,97
182028000G	28	44	50	21	27	145	4	60	33,64
182035000G	35	51	57	25	31	201	1	35	41,91
182042000G	42	59	65	28	35	260	1	20	59,28
182054000G	54	70	77	34	42	404	1	16	70,68
182076000G	76,1	108	118	53	63	1275	1	2	409,72
182088000G	88,9	132	131	72	71	1535	1	2	448,60
182108000G	108	155	160	80	85	2115	1	2	552,92

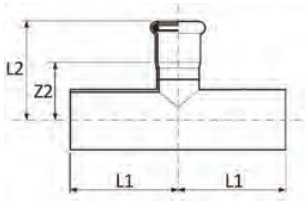

188 G

B 10 13

"T" RIDOTTO MFM

- REDUCING TEE MFM
- T-STÜCK MIT REDUZIERTEM ABGANG A/I/A
- TÉ RÉDUIT MFM
- TE REDUCIDA MHM

MATERIAL: AISI 316L – 1.4404
O-RING: HNBR giallo - yellow - Gelb - jaune - amarillo

CODE	De mm	L1 mm	L2 mm	Z2 mm	g			€
188028022G	28 x 22 x 28	52,5	47	26	138	4	48	51,16
188035022G	35 x 22 x 35	60	50,5	29,5	185	1	30	57,77
188035028G	35 x 28 x 35	60	53,5	30,5	193	1	30	63,15
188042028G	42 x 28 x 42	69	57	34	256	1	20	70,09
188054028G	54 x 28 x 28	73,5	64,5	41,5	334	1	16	79,50

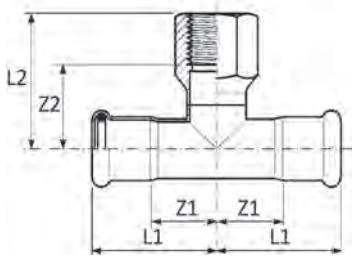

189 G

≤54 B 10 13
76÷108 B 10 14

"T" CON DERIVAZIONE FILETTO F

- BRANCH TEE FEMALE BSP OUTLET
- T-STÜCK MIT ABGANG IG
- TÉ MIXTE AVEC FILETAGE F
- TE HEMBRA ROSCADA

MATERIAL: AISI 316L – 1.4404
O-RING: HNBR giallo - yellow - Gelb - jaune - amarillo
THREAD: EN 10226-1 (ex ISO 7/1)

CODE		De x Rp x De mm x inch x mm	L1 mm	L2 mm	Z1 mm	Z2 mm	g			€
189102015G	*	15 x 1/2" x 15	36,5	22,5	16,5	8,5	117	4	100	25,57
189102018G	*	18 x 1/2" x 18	36	24	16	10	128	4	100	26,21
189304018G	*	18 x 3/4" x 18	38,5	26	18,5	11	147	4	100	31,96
189102022G	*	22 x 1/2" x 22	39	26	18	12	159	4	100	28,04
189304022G	*	22 x 3/4" x 22	41,5	30	20,5	14	184	4	100	32,01
189102028G	*	28 x 1/2" x 28	44	29	21	15	217	4	80	30,86
189304028G	*	28 x 3/4" x 28	44	30	21	14	221	4	60	36,66
189102035G		35 x 1/2" x 35	51	51	25	36	197	1	35	36,99
189304035G		35 x 3/4" x 35	51	54	25	37	205	1	30	44,83
189102042G		42 x 1/2" x 42	59	54	29	39	271	1	25	45,79
189304042G		42 x 3/4" x 42	59	57	29	41	277	1	25	50,19
189102054G		54 x 1/2" x 54	70	61	34	46	377	1	20	55,38
189304054G		54 x 3/4" x 54	70	64	34	48	391	1	20	60,02
189200054G		54 x 2" x 54	70	81	34	55	838	1	20	118,12
189304076G		76,1 x 3/4" x 76,1	108	77	53	60	1040	1	2	358,59
189200076G		76,1 x 2" x 76,1	108	93	53	67	1495	1	2	392,11
189304088G		88,9 x 3/4" x 88,9	132	84	72	67	1255	1	2	386,83
189200088G		88,9 x 2" x 88,9	132	100	72	74	1720	1	2	407,18
189304108G		108 x 3/4" x 108	155	94	80	77	1700	1	2	474,11
189200108G		108 x 2" x 108	155	110	80	84	2160	1	2	502,62

(*) senza saldatura - seamless - nahtlos - sans soudure - sin soldadura

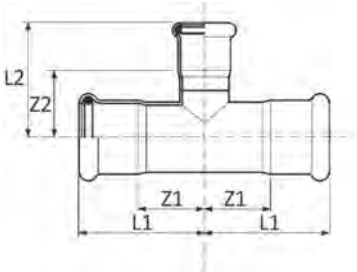

192 G

≤54 B 10 13
76÷108 B 10 14

"T" RIDOTTO

- REDUCING TEE
- T-STÜCK MIT REDUZIERTEM ABGANG
- TÉ RÉDUIT
- TE REDUCIDA HHH

MATERIAL: AISI 316L – 1.4404
O-RING: HNBR giallo - yellow - Gelb - jaune - amarillo

CODE	De mm	L1 mm	L2 mm	Z1 mm	Z2 mm	g			€
192018015G	18 x 15 x 18	37	41	16	21	80	4	100	22,39
192022015G	22 x 15 x 22	39	43	18	23	95	4	100	23,43
192022018G	22 x 18 x 22	39	44	18	23	98	4	100	24,65
192028015G	28 x 15 x 28	44	46	21	26	126	4	60	27,87
192028018G	28 x 18 x 28	44	46	21	26	130	4	60	29,17
192028022G	28 x 22 x 28	44	47	21	26	135	4	50	31,11
192035015G	35 x 15 x 35	51	49	25	29	158	1	40	37,09
192035018G	35 x 18 x 35	51	50	25	30	163	1	40	36,86
192035022G	35 x 22 x 35	51	51	25	30	167	1	40	37,97
192035028G	35 x 28 x 35	51	54	25	31	171	1	35	39,53
192042022G	42 x 22 x 42	59	54	29	33	237	1	20	54,43
192042028G	42 x 28 x 42	59	57	29	34	243	1	20	55,70
192042035G	42 x 35 x 42	59	61	29	35	272	1	25	56,92
192054022G	54 x 22 x 54	70	62	34	41	340	1	20	61,33
192054028G	54 x 28 x 54	70	65	34	42	345	1	20	62,55
192054035G	54 x 35 x 54	70	68	34	42	361	1	20	63,79
192054042G	54 x 42 x 54	70	72	34	42	376	1	15	68,33
192076054G	76,1 x 54 x 76,1	108	91	53	55	1065	1	2	427,88
192088028G	88,9 x 28 x 88,9	132	84	72	61	1225	1	2	359,43
192088054G	88,9 x 54 x 88,9	132	98	72	63	1280	1	2	437,98
192088076G	88,9 x 76,1 x 88,9	132	125	72	70	1485	1	2	467,09
192108028G	108 x 28 x 108	155	94	80	71	1670	1	2	382,55
192108076G	108 x 76,1 x 108	155	135	80	80	1930	1	2	500,11
192108088G	108 x 88,9 x 108	155	141	80	81	1965	1	2	577,73

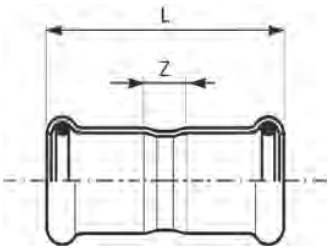

183/000 G

≤54 B 10 13
76÷108 B 10 14

MANICOTTO

- COUPLING
- MUFFE
- MANCHON
- MANGUITO HH

MATERIAL: AISI 316L – 1.4404
O-RING: HNBR giallo - yellow - Gelb - jaune - amarillo

CODE	De mm	L mm	Z mm	g			€
183015000G	15	49	9	35	4	200	8,88
183018000G	18	50	10	42	4	200	10,13
183022000G	22	53	11	54	4	200	11,65
183028000G	28	56	10	71	4	100	13,34
183035000G	35	63	10	97	1	50	16,87
183042000G	42	72	12	136	1	40	22,87
183054000G	54	83	13	198	1	30	28,31
183076000G	76,1	142	32	635	1	4	137,94
183088000G	88,9	166	46	765	1	4	157,59
183108000G	108	203	41	1170	1	2	200,40

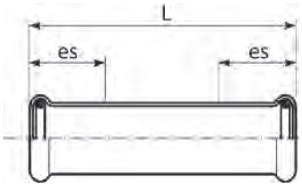

183/001 G

≤54 B 10 13
76÷108 B 10 14

MANICOTTO PASSANTE

- SLIP COUPLING
- SCHIEBEMUFFE
- MANCHON LONG
- MANGUITO SIN TOPE

MATERIAL: AISI 316L – 1.4404
O-RING: HNBR giallo - yellow - Gelb - jaune - amarillo

CODE	De mm	L mm	es mm	g			€
183015001G	15	81	25	56	4	200	17,61
183018001G	18	81	25	66	4	200	18,37
183022001G	22	84,5	25	83	4	200	21,31
183028001G	28	92	30	114	4	100	26,73
183035001G	35	102,5	30	153	1	50	34,36
183042001G	42	117,5	40	217	1	40	42,81
183054001G	54	139	40	321	1	30	54,79
183076001G	76,1	230	60	940	1	2	386,61
183088001G	88,9	260	70	1240	1	2	439,28
183108001G	108	310	80	1835	1	2	543,41

B 10 13

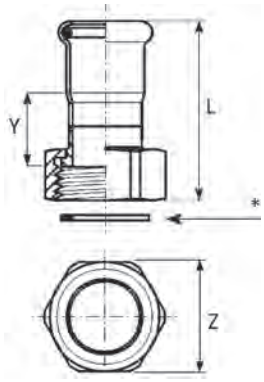

183/002 G

MANICOTTO CON DADO FOLLE

- VALVE CONNECTOR
- ANSCHLUSSVERSCHRAUBUNG
- RACCORD ÉCROU LIBRE
- RÁCOR DOS PIEZAS

MATERIAL: AISI 316L – 1.4404
O-RING: HNBR giallo - yellow - Gelb - jaune - amarillo
GASKET: (*): HNBR giallo - yellow - Gelb - jaune - amarillo
THREAD: ISO 228/1 (ex DIN 259)

CODE	De x G mm x inch	L mm	Z mm	Y mm	Gasket mm	g			€
183015012G	15 x 1/2"	48,5	27	23	18x10 thk 2,5	83	4	100	26,44
183015002G	15 x 3/4"	50	30	26	24x14 thk 2,5	66	4	120	26,74
183018012G	18 x 1/2"	49	27	23,5	18x10 thk 2,5	91	4	100	29,26
183018002G	18 x 3/4"	50	30	23	24x14 thk 2,5	65	4	100	29,30
183022012G	22 x 3/4"	50	30	19,5	24x14 thk 2,5	78	4	100	34,37
183022002G	22 x 1"	52	36	23	30x20 thk 2,5	87	4	100	34,36
183028012G	28 x 1"	52	36	19,5	30x20 thk 2,5	105	4	100	42,63
183028002G	28 x 1"1/4	57	46	25	39x27 thk 2,5	136	4	100	42,63
183035012G	35 x 1"1/4	57,5	46	20,5	39x27 thk 2,5	163	1	50	48,40
183035002G	35 x 1"1/2	63	52	26	44,5x34 thk 2,5	186	1	50	48,40
183042022G	42 x 1"1/2	63,5	52	21	44,5x34 thk 2,5	217	1	30	65,30
183042012G	42 x 1"3/4	68	58	27	50,5x40 thk 2,5	223	1	30	65,30
183042002G	42 x 2"	68	64	27	56x42 thk 2,5	266	1	30	85,88
183054022G	54 x 2"	72	67	23	56x42 thk 2,5	301	1	30	78,65
183054012G	54 x 2"3/8	77	75	30	65,5x53,5 thk 3	375	1	20	87,84
183054002G	54 x 2"1/2	77	81	30	71,5x53 thk 3	439	1	20	122,78

≤54 B 10 13
76÷108 B 10 14

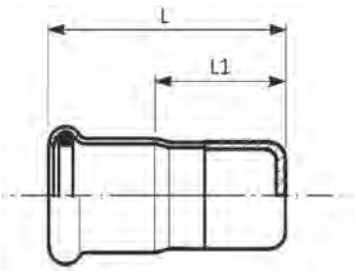

183/003 G

TAPPO DI CHIUSURA

- STOP END
- VERSCHLUSSKAPPE
- BOUCHON D'OBTURATION
- TAPÓN

MATERIAL: AISI 316L – 1.4404
O-RING: HNBR giallo - yellow - Gelb - jaune - amarillo

CODE	De mm	L mm	L1 mm	g			€
183015003G	15	26	5	26	4	200	12,55
183018003G	18	26	5	32	4	200	13,07
183022003G	22	27	5	43	4	200	15,18
183028003G	28	29	5	61	4	100	20,89
183035003G	35	52	26	95	1	50	25,50
183042003G	42	56	26	126	1	40	36,59
183054003G	54	62	27	185	1	35	43,16
183076003G	76,1	93	38	540	1	10	96,42
183088003G	88,9	102	42	654	1	10	114,75
183108003G	108	117	42	935	1	2	150,99

B 10 13

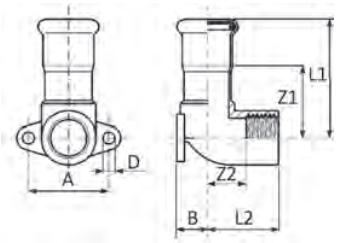

185/000 G

GOMITO MISTO 90° FF

- WALL PLATE ELBOW 90° FF
- DECKENWINKEL 90° I/I
- EQUERRE 90° FF
- CODO PLACA HH

MATERIAL: AISI 316L – 1.4404
O-RING: HNBR giallo - yellow - Gelb - jaune - amarillo
THREAD: EN 10226-1 (ex ISO 7/1)

CODE	De x Rp mm x inch	L1 mm	L2 mm	Z1 mm	Z2 mm	A mm	B mm	D mm	g			€
185102015G	15 x 1/2"	50	30	30	17	34	13	5	98	4	100	**31,53**
185102018G	18 x 1/2"	51	30	31	17	34	13	5	109	4	100	**32,69**
185304022G	22 x 3/4"	55	34	34	19	40	17	6	166	4	100	**46,98**

B 10 13

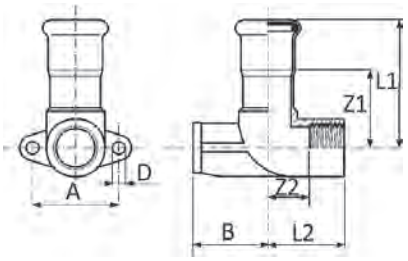

185/001 G

GOMITO MISTO 90° FF CON DISTANZIALE

- EXTENSION WALL PLATE ELBOW 90° FF
- DECKENWINKEL 90°/W - I/I
- EQUERRE 90° FF AVEC SUPPORT D'AVENCEMENT
- CODO PLACA HH CON ESPACIADOR

MATERIAL: AISI 316L – 1.4404
O-RING: HNBR giallo - yellow - Gelb - jaune - amarillo
THREAD: EN 10226-1 (ex ISO 7/1)

CODE	De x Rp mm x inch	L1 mm	L2 mm	Z1 mm	Z2 mm	A mm	B mm	D mm	g			€
185100122G	22 x 1"	59	35	38	15	50	30	6,5	252	4	48	**52,21**
185100128G	28 x 1"	62	35	39	15	50	30	6,5	264	4	48	**52,21**

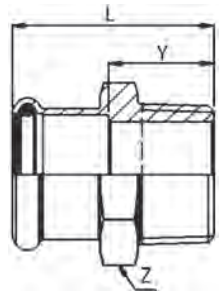

187 G

≤54 B 10 13
76÷108 B 10 14

MANICOTTO MISTO FILETTO M

- MALE ADAPTER
- ÜBERGANGSSTÜCK MIT AG
- RACCORD AVEC FILETAGE MALE
- UNIÓN MACHO

MATERIAL: AISI 316L – 1.4404
O-RING: HNBR giallo - yellow - Gelb - jaune - amarillo
THREAD: EN 10226-1 (ex ISO 7/1)

CODE	De x R mm x inch	L mm	Z mm	Y mm	g			€
187308015G	15 x 3/8"	38	24	18	46	4	200	**21,65**
187102015G	15 x 1/2"	41	24	21	54	4	200	**22,37**
187304015G	15 x 3/4"	43	30	23	101	4	200	**22,74**
187102018G	18 x 1/2"	41	27	21	58	4	200	**24,36**
187304018G	18 x 3/4"	44	30	24	94	4	100	**24,98**
187102022G	22 x 1/2"	42	32	21	83	4	100	**26,48**
187304022G	22 x 3/4"	44	32	23	89	4	100	**27,45**
187100022G	22 x 1"	46	36	25	154	4	100	**32,63**
187304028G	28 x 3/4"	47	38	24	114	4	100	**37,19**
187100028G	28 x 1"	48	38	25	123	4	100	**39,54**
187114028G	28 x 1"1/4	53	46	30	274	4	48	**48,35**
187100035G	35 x 1"	52	45	25	173	1	50	**44,96**
187114035G	35 x 1"1/4	55	46	28	180	1	50	**52,25**
187112035G	35 x 1"1/2	55	50	28	278	1	50	**61,63**
187114042G	42 x 1"1/4	59	55	28	240	1	40	**70,03**
187112042G	42 x 1"1/2	59	55	28	236	1	40	**75,95**
187112054G	54 x 1"1/2	65	65	29	356	1	40	**101,37**
187200054G	54 x 2"	71	65	35	362	1	32	**106,70**
187212076G	76,1 x 2"1/2	98	83	43	769	1	8	**449,82**
187300088G	88,9 x 3"	111	98	51	1218	1	4	**672,07**
187400108G	108 x 4"	132	118	57	1842	1	2	**773,69**

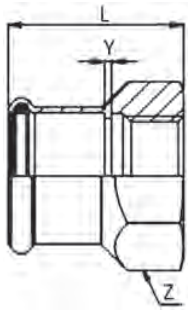

B 10 13

190 G

MANICOTTO MISTO FILETTO F

- FEMALE ADAPTER
- ÜBERGANGSSTÜCK MIT IG
- RACCORD AVEC FILETAGE FEMELLE
- UNIÓN HEMBRA

MATERIAL: AISI 316L – 1.4404
O-RING: HNBR giallo - yellow - Gelb - jaune - amarillo
THREAD: EN 10226-1 (ex ISO 7/1)

CODE	De x Rp mm x inch	L mm	Z mm	Y mm	g			€
190102015G	15 x 1/2"	38	27	2	64	4	100	24,10
190304015G	15 x 3/4"	39	32	2	75	4	100	25,16
190102018G	18 x 1/2"	38	27	2	89	4	100	25,42
190304018G	18 x 3/4"	39	32	2	80	4	100	26,59
190102022G	22 x 1/2"	39	32	2	99	4	100	27,01
190304022G	22 x 3/4"	40	32	2	82	4	100	31,67
190100022G	22 x 1"	43	41	2	148	4	100	37,41
190304028G	28 x 3/4"	42	38	2	130	4	100	36,15
190100028G	28 x 1"	45	41	2	158	4	100	49,52
190114028G	28 x 1"1/4	48	46	2	148	4	60	55,02
190100035G	35 x 1"	49	46	2	216	1	50	47,65
190114035G	35 x 1"1/4	52	46	2	170	1	40	54,02
190112035G	35 x 1"1/2	52	55	2	284	1	40	61,79
190114042G	42 x 1"1/4	56	55	2	259	1	40	61,12
190112042G	42 x 1"1/2	56	55	2	243	1	40	84,22
190112054G	54 x 1"1/2	60	65	1	420	1	30	91,73
190200054G	54 x 2"	65	65	2	314	1	25	125,40

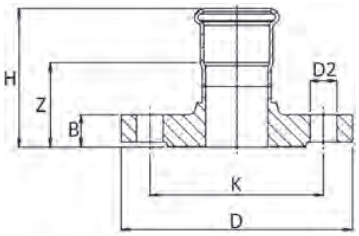

≤54 B 10 13
76÷108 B 10 14

193 G

MANICOTTO FLANGIATO

- ADAPTOR FLANGE
- ÜBERGANGSFLANSCH
- BRIDE DE RACCORDEMENT
- BRIDA ADAPTADOR

PN 16

MATERIAL: AISI 316L – 1.4404
O-RING: HNBR giallo - yellow - Gelb - jaune - amarillo

CODE	De mm	DN flg	H mm	Z mm	B mm	D mm	D2 mm	Holes Nr.	K mm	g			€
193015000G	15	15	55	35	14	95	14	4	65	660	1	20	99,88
193018000G	18	15	55,5	35,5	14	95	14	4	65	660	1	20	102,68
193022000G	22	20	58,5	37,5	16	105	14	4	75	945	1	14	119,40
193028000G	28	25	61,5	38,5	16	115	14	4	85	1140	1	10	146,01
193035000G	35	32	65,5	39,5	16	140	18	4	100	1640	1	6	206,04
193042000G	42	40	69	39	16	150	18	4	110	1800	1	6	241,78
193054000G	54	50	78	42	18	165	18	4	125	2450	1	4	298,12
193076000G	76,1	65	105	50	18	185	18	4	145	3184	1	2	487,66
193088000G	88,9	80	116	56	20	200	18	8	160	3950	1	2	581,85
193108000G	108	100	132	57	20	220	18	8	180	4729	1	2	692,66

R 30 30

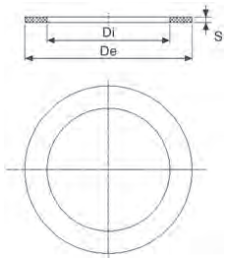



434/PN10-16 GAS

GUARNIZIONE ECOLOGICA PER FLANGE

- GASKET FOR FLANGE
- FLANSCHDICHTUNG
- JOINT POUR BRIDE
- JUNTA ECOLÓGICA PARA BRIDA

PN 10/16

MATERIAL: NA 1100 - asbestos free
NORM: EN 1092-1

CODE	DN	De mm	Di mm	S mm	g		€
434015000G	15 - (1/2")	50	20	2	6	10	**2,70**
434020000G	20 - (3/4")	60	25	2	8	10	**3,38**
434025000G	25 - (1")	70	30	2	10	10	**4,33**
434032000G	32 - (1"1/4)	82	38	2	14	10	**5,28**
434040000G	40 - (1"1/2)	92	45	2	17	10	**7,05**
434050000G	50 - (2")	108	57	2	22	10	**8,68**
434065000G	65 - (2"1/2)	127	76	2	27	10	**11,23**
434080000G	80 - (3")	142	89	2	30	10	**13,46**
434100000G	100 - (4")	162	108	2	38	10	**15,81**

NA 1100 - esente amianto: fibre di carbonio e grafite legate con gomma NBR indicata per uso universale con alte temperature e pressioni elevate.
IMPIEGHI: adatta per la tenuta con i derivati del petrolio, acqua, vapori saturi, solventi, gas e prodotti chimici in generale
LIMITI DI IMPIEGO ORIENTATIVI
Standard 250ºC / 70 bar
Vapore saturo 250ºC / 40 bar
Massimi 450ºC / 130 bar
OMOLOGAZIONI: DVGW per tenuta gas secondo DIN 3535 p. 6 - KTW per guarnizioni a contatto con acqua potabile

NA 1100 - asbestos-free: carbon fibers and graphite bonded with NBR rubber suitable for universal use with high temperatures and high pressures.
APPLICATIONS: suitable for sealing with petroleum derivatives, water, saturated steam, solvents, gases and chemical products in general.
GUIDELINE LIMITS
Standard 250º C / 70 bar
Saturated steam 250º C / 40 bar
Maximum 450º C / 130 bar
APPROVALS: DVGW for gas -DIN 3535 p. 6 - KTW for gaskets in contact with drinking water

B 10 13

184/002 G

BOCCHETTONE SEDE PIANA FILETTO M

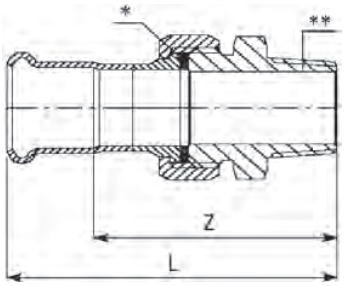

- STRAIGHT MALE UNION CONNECTOR
- DURCHGANGSVERSCHRAUBUNG MIT AUSSENGEWINDE
- RACCORD UNION FILETÉ
- RÁCOR 3 PIEZAS ROSCADO MACHO

MATERIAL: AISI 316L – 1.4404
FITTING: (**): ottone - brass - Messing - laiton - latón
O-RING: HNBR giallo - yellow - Gelb - jaune - amarillo
GASKET: (*): HNBR giallo - yellow - Gelb - jaune - amarillo
THREAD: EN 10226-1 (ex ISO 7/1)

CODE	De x R mm x inch	L mm	Z mm	Gasket mm	g			€
184015002G	15 x 1/2"	77	56	24x14 thk 2,5	142	4	140	**47,35**
184018002G	18 x 1/2"	77	56	24x14 thk 2,5	144	4	120	**53,89**
184022122G	22 x 1/2"	79	54	30x20 thk 2,5	199	4	80	**55,49**
184022002G	22 x 3/4"	81	59	30x20 thk 2,5	202	4	80	**55,49**
184028342G	28 x 3/4"	87	64	39x27 thk 2,5	370	4	48	**90,85**
184028002G	28 x 1"	90	67	39x27 thk 2,5	364	4	48	**90,85**
184035002G	35 x 1"1/4	101	74	44,5x34 thk 2,5	540	1	35	**115,92**
184042002G	42 x 1"1/2	105	74	50,5x40 thk 2,5	563	1	25	**133,11**
184054002G	54 x 2"	118	83	65,5x53,5 thk 3	823	1	20	**228,67**

B 10 13

184/003 G

BOCCHETTONE SEDE PIANA FILETTO F

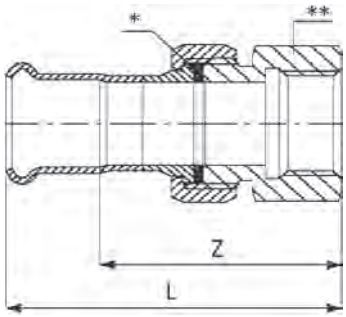

- STRAIGHT FEMALE UNION CONNECTOR
- DURCHGANGSVERSCHRAUBUNG MIT INNENGEWINDE
- RACCORD UNION TARAUDÉ
- RÁCOR 3 PIEZAS HEMBRA

MATERIAL: AISI 316L – 1.4404
FITTING: (**): ottone - brass - Messing - laiton - latón
O-RING: HNBR giallo - yellow - Gelb - jaune - amarillo
GASKET: (*): HNBR giallo - yellow - Gelb - jaune - amarillo
THREAD: EN 10226-1 (ex ISO 7/1)

CODE	De x Rp mm x inch	L mm	Z mm	Gasket mm	g			€
184015003G	15 x 1/2"	71	50	24x14 thk 2,5	140	4	140	**47,35**
184018003G	18 x 1/2"	72	51	24x14 thk 2,5	145	4	100	**57,04**
184022123G	22 x 1/2"	75	54	30x20 thk 2,5	253	4	80	**61,99**
184022003G	22 x 3/4"	76	54	30x20 thk 2,5	213	4	80	**61,99**
184028343G	28 x 3/4"	83	60	39x27 thk 2,5	483	4	48	**78,34**
184028003G	28 x 1"	83	60	39x27 thk 2,5	404	4	48	**78,34**
184035003G	35 x 1"1/4	93	66	44,5x34 thk 2,5	486	1	30	**97,10**
184042003G	42 x 1"1/2	97	66	50,5x40 thk 2,5	536	1	25	**120,68**
184054003G	54 x 2"	116	81	65,5x53,5 thk 3	1091	1	20	**230,21**

B 10 13

184/002 INOX G

BOCCHETTONE SEDE PIANA FILETTO M

- STRAIGHT MALE UNION CONNECTOR
- DURCHGANGSVERSCHRAUBUNG MIT AUSSENGEWINDE
- RACCORD UNION FILETÉ
- RÁCOR 3 PIEZAS ROSCADO MACHO

MATERIAL: AISI 316L – 1.4404
FITTING: (**): AISI 316L – 1.4404
O-RING: HNBR giallo - yellow - Gelb - jaune - amarillo
GASKET: (*): HNBR giallo - yellow - Gelb - jaune - amarillo
THREAD: EN 10226-1 (ex ISO 7/1)

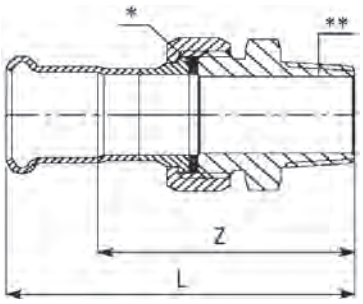

CODE	De x R mm x inch	L mm	Z mm	Gasket mm	g			€
184015002IG	15 x 1/2"	77	56	24x14 thk 2,5	137	4	140	**59,16**
184018002IG	18 x 1/2"	77	56	24x14 thk 2,5	139	4	120	**67,35**
184022002IG	22 x 3/4"	81	59	30x20 thk 2,5	194	4	80	**69,36**
184028002IG	28 x 1"	90	67	39x27 thk 2,5	350	4	48	**113,56**
184035002IG	35 x 1"1/4	101	74	44,5x34 thk 2,5	518	1	35	**144,92**

B 10 13

184/003 INOX G

BOCCHETTONE SEDE PIANA FILETTO F

- STRAIGHT FEMALE UNION CONNECTOR
- DURCHGANGSVERSCHRAUBUNG MIT INNENGEWINDE
- RACCORD UNION TARAUDÉ
- RÁCOR 3 PIEZAS HEMBRA

MATERIAL: AISI 316L – 1.4404
FITTING: (**): AISI 316L – 1.4404
O-RING: HNBR giallo - yellow - Gelb - jaune - amarillo
GASKET: (*): HNBR giallo - yellow - Gelb - jaune - amarillo
THREAD: EN 10226-1 (ex ISO 7/1)

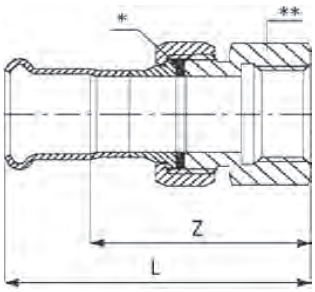

CODE	De x Rp mm x inch	L mm	Z mm	Gasket mm	g			€
184015003IG	15 x 1/2"	71	50	24x14 thk 2,5	135	4	140	**59,16**
184018003IG	18 x 1/2"	72	51	24x14 thk 2,5	140	4	100	**71,31**
184022003IG	22 x 3/4"	76	54	30x20 thk 2,5	206	4	80	**77,55**
184028003IG	28 x 1"	83	60	39x27 thk 2,5	387	4	48	**97,92**
184035003IG	35 x 1"1/4	93	66	44,5x34 thk 2,5	467	1	30	**121,43**

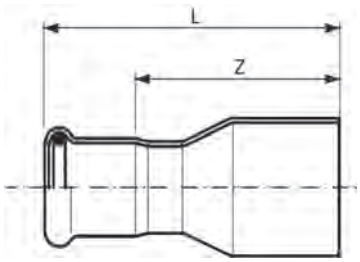

≤54 B 10 13
76÷108 B 10 14

191 G

RIDUZIONE MF

- REDUCER
- REDUZIERSTÜCK
- REDUCTION
- REDUCCIÓN MH

MATERIAL: AISI 316L – 1.4404
O-RING: HNBR giallo - yellow - Gelb - jaune - amarillo

CODE	De mm	L mm	Z mm	g			€
191018015G	18 x 15	57	37	35	4	200	10,29
191022015G	22 x 15	64	44	43	4	200	12,05
191022018G	22 x 18	60	40	47	4	200	12,42
191028015G	28 x 15	76,5	56,5	50	4	148	15,62
191028018G	28 x 18	68	48	63	4	100	13,62
191028022G	28 x 22	65	44	66	4	100	13,56
191035015G	35 x 15	87	67	89	1	50	49,93
191035018G	35 x 18	81	61	87	1	50	50,55
191035022G	35 x 22	70	49	90	1	50	42,71
191035028G	35 x 28	71	48	98	1	50	32,90
191042015G	42 x 15	91	71	111	1	50	51,64
191042018G	42 x 18	92	72	114	1	50	51,79
191042022G	42 x 22	97	76	120	1	50	53,62
191042028G	42 x 28	93	70	130	1	50	54,83
191042035G	42 x 35	81	55	138	1	40	35,74
191054015G	54 x 15	103	83	158	1	40	57,28
191054018G	54 x 18	103	83	162	1	40	57,36
191054022G	54 x 22	104	83	169	1	40	60,43
191054028G	54 x 28	108,5	85,5	180	1	40	62,88
191054035G	54 x 35	108	82	193	1	35	78,30
191054042G	54 x 42	97,5	67,5	210	1	30	38,04
191076054G	76,1 x 54	159	124	529	1	4	119,30
191088054G	88,9 x 54	179	144	683	1	4	129,80
191088076G	88,9 x 76,1	186	131	813	1	4	176,35
191108054G	108 x 54	185	150	831	1	2	139,89
191108076G	108 x 76,1	209	154	1022	1	2	181,57
191108088G	108 x 88,9	210	150	1107	1	2	202,22

B 10 13

185/CON

PIASTRA SUPPORTO CONTATORE

- SUPPORT PLATE FOR GAS METER
- GASZÄHLERANSCHLUSS-GRUNDPLATTE
- SUPPORT DE COMPTEUR À GAZ
- SOPORTE CONTADOR DA GAS

CODE	Dimensions mm x mm	g		€
185000CONG	90 x 345 x 12 mm	535	1	42,91

B 10 13

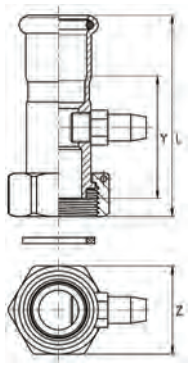

183/GP G

RACCORDO 2 PEZZI CON PRESA DI PRESSIONE

- 2 PCS VALVE CONNECTOR PRESSION OUTLET
- ANSCHLU.2P/DRUCKAUSGANG
- RACCORD 2P AVEC SORTIE PRESSION
- RÁCOR 2P PRECINTABLE C/PURGADOR

MATERIAL: AISI 316L – 1.4404
O-RING: HNBR giallo - yellow - Gelb - jaune - amarillo
GASKET: NBR giallo - yellow - Gelb - jaune - amarillo
THREAD: ISO 228/1 (ex DIN 259)

CODE	De x G mm x inch	L mm	Z mm	Y mm	g		€
183015304GP	15 x 3/4"	70	29	44	112	4	52,34
183015708GP	15 x 7/8"	74	34	47	160	4	59,40
183018304GP	18 x 3/4"	70	29	44,5	114	4	53,35
183018708GP	18 x 7/8"	74,5	34	47,5	156	4	60,37
183022304GP	22 x 3/4"	69,5	29	43	120	4	55,03
183022708GP	22 x 7/8"	73,5	34	45,5	149	4	61,74

B 10 13

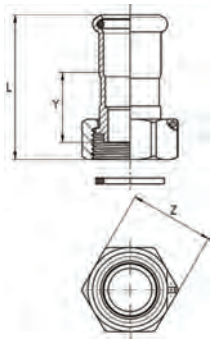

183/GD G

RACCORDO 2 PEZZI CON DADO FOLLE

- 2 PCS VALVE CONNECTOR
- ANSCHLUSSVERSCHRAUBUNG
- RACCORD 2 PC/ÉCROU LIBRE
- RÁCOR 2P PRECINTABLE

MATERIAL: AISI 316L – 1.4404
O-RING: HNBR giallo - yellow - Gelb - jaune - amarillo
GASKET: NBR giallo - yellow - Gelb - jaune - amarillo
THREAD: ISO 228/1 (ex DIN 259)

CODE	De x G mm x inch	L mm	Z mm	Y mm	g		€
183015020GD	15 x M20	51	24	24	54	4	35,20
183015102GD	15 x 1/2"	49	24	24	53	4	34,38
183018102GD	18 x 1/2"	48	24	23,5	56	4	35,38
183018304GD	18 x 3/4"	52	29	27,5	74	4	39,52
183018708GD	18 x 7/8"	55	34	28	98	4	53,57
183022304GD	22 x 3/4"	51,5	29	26	79	4	41,21
183022708GDA	22 x 7/8"	56,5	34	28,5	108	4	45,37
183028708GDA	28 x 7/8"	57	34	27	116	4	47,54
183028100GD	28 x 1"	58	36	28	119	4	49,22
183035114GD	35 x 1"1/4	62,5	45	28,5	180	1	57,91
183042112GD	42 x 1"1/2	73	52	33	266	1	72,55
183054200GD	54 x 2"	81	64	34,5	417	1	93,41

B 10 13

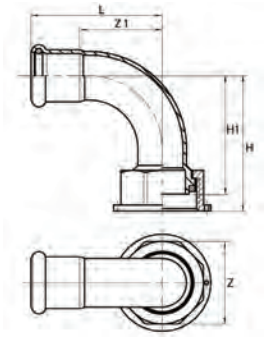

183/GC G

RACCORDO CURVO 90° 2 PEZZI

- 2 PCS VALVE CONNECTOR 90°
- ANSCHLUSSVERSCHRAUBUNG 90°
- RACCORD ÉCROU LIBRE 90° 2PC
- RÁCOR 90° 2P PRECINTABLE

MATERIAL: AISI 316L – 1.4404
O-RING: HNBR giallo - yellow - Gelb - jaune - amarillo
GASKET: NBR giallo - yellow - Gelb - jaune - amarillo
THREAD: ISO 228/1 (ex DIN 259)

CODE	De x G mm x inch	L mm	Z mm	Z1 mm	H mm	H1 mm	g		€
183018708GC	18 x 7/8"	54	34	34	52,5	45,5	126	4	68,96
183022708GC	22 x 7/8"	60	34	39	59	52	149	4	67,03

B 10 13

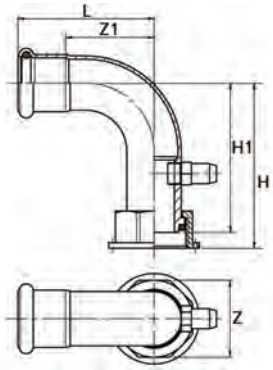

183/GCP G

RACCORDO CURVO 90° 2 PEZZI CON PRESA PRESSIONE

- 2 PCS VALVE CONNECTOR 90° PRESSION OUTLET
- ANSCHLUSSVERSCHRAUBUNG 90° MIT DRUCKAUSGANG
- RACCORD ÉCROU LIBRE 90° 2PC AVEC SORTIE PRESSION
- RÁCOR 90° 2P PRECINTABLE C/PURGADOR

MATERIAL: AISI 316L – 1.4404
O-RING: HNBR giallo - yellow - Gelb - jaune - amarillo
GASKET: NBR giallo - yellow - Gelb - jaune - amarillo
THREAD: ISO 228/1 (ex DIN 259)

CODE	De x G mm x inch	L mm	Z mm	Z1 mm	H mm	H1 mm	g		€
183018708GCP	18 x 7/8"	54	34	34	72	65	184	4	76,28
183022708GCP	22 x 7/8"	60	34	39	76	69	190	4	82,31

inoxPRES GAS **Guarnizione / Gasket NBR**
Giallo | Yellow | Gelb | Jaune | Amarillo

Particolare sede tenuta attacco contatore
Particular seal of gas meter fitting
art. 183/GP G - 183/GD G - 183/GC G - 183/GC G

Campi di applicazione / Fields of application

inoxPRES® SILICONE HT FREE

- **Aria compressa / Compressed air**
- **Ossigeno industriale O_2 / Industrial oxygen O_2**
- **Ozono O_3 / Ozone O_3**
- **Solare termico / Thermal solar**
- **Olio / gasolio / Oil / diesel fuel**

inoxPRES® SILICONE HT FREE **O-ring FKM**

Verde | Green | Grün | Vert | Verde

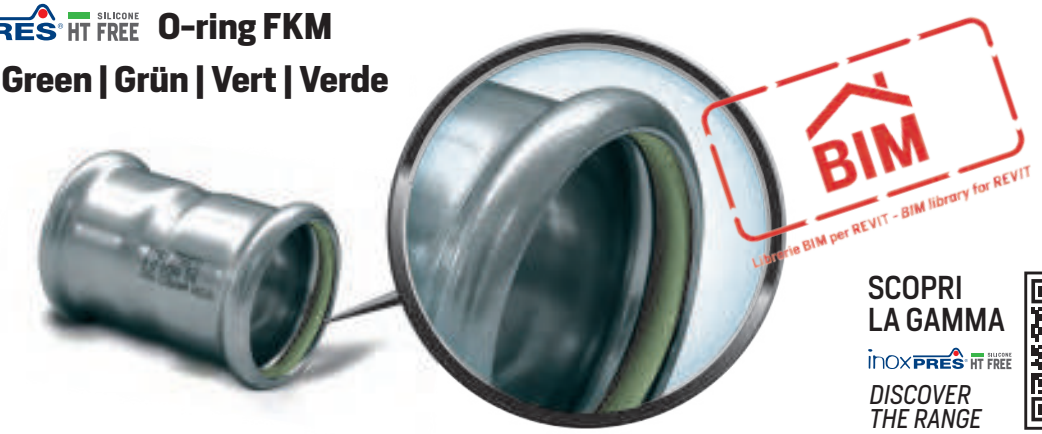

SCOPRI LA GAMMA
inoxPRES HT FREE
DISCOVER THE RANGE

Applicazioni industriali — **O-ring FKM verde**

- Aria compressa
- Ossigeno industriale O_2 (no alimentare/ospedaliero)
- Ozono O_3
- Solare termico P max 6 bar; T max 220°C
- Olio / Gasolio

Utilizzare solo tubazioni "ricotte". Eventuali altre veicolazioni di fluidi particolari, devono essere valutate dall'ufficio tecnico di RM.

Industrial applications — **Green FKM O-Ring**

- Compressed air
- Industrial Oxygen O_2 (no food/hospital)
- Ozone O_3
- Thermal solar P max 6 bar; T max 220°C
- Oil/diesel fuel

Only "annealed" pipes can be used. Any other vehiculation of special fluids, must be evaluated from RM technical office.

FOCUS ON

SILICONE FREE

IT	I componenti del sistema Inoxpres HT risultano sgrassati: • in classe E sulla base del livello dei residui di sostanze volatili misurati in accordo allo standard ASTM F331-05; • in classe D sulla base del livello dei residui di sostanze volatili misurati in accordo allo standard ASTM G 144-01; (test report JOB ID 147 del 09/03/2017) Gli o-ring FKM del sistema di raccordi a pressare: • sono stati testati con Spettrofotometria ad infrarosso (FT-IR): non si è rilevata presenza di silicone (test report RA160100 del 15/04/2016)
EN	The components of Inoxpres HT system are degreased: • Class E on the basis of the level of residues of volatile substances measured in accordance with ASTM F331-05 standards; • Class D on the basis of the volatile residues level measured in accordance with ASTM G 144-01 standards; (Test reports JOB ID 147 - 09.03.2017) The FKM O-rings of press fitting system: • are tested with infrared spectrophotometry (FT-IR): It has not detected the presence of silicon (Test report RA160100 - 15.04.2016)
DE	Die Komponenten des Inoxpres HT Systems sind entfettet: • Klasse E auf der Grundlage des Rückstands an flüchtigen Stoffen, gemessen nach ASTM F331-05-Standard; • Klasse D auf der Basis des flüchtigen Rückstandsniveaus, gemessen nach ASTM G 144-01 Standard; (Prüfberichte JOB ID 147 - 09.03.2017) Die FKM O-Ringe für Pressfitting: • werden mit Infrarotspektrophotometrie (FT-IR) getestet: Es wurde das Vorhandensein von Silikon nicht nachgewiesen (Prüfbericht RA160100 - 15.04.2016)
FR	Les composants du système Inoxpres HT sont dégraissés: • Classe E sur la base du niveau des résidus de substances volatiles mesuré selon la norme ASTM F331-05; • Classe D sur la base du niveau des résidus de substances volatiles mesuré selon la norme ASTM G 144-01; (Rapports d'essai JOB ID 147 - 09/03/2017) Les joints FKM des systèmes de raccords à sertir: • sont testés avec spectrophotométrie infrarouge (FT-IR): Il n'a pas détecté la présence de silicone (Rapports d'essai RA160100 - 15.04.2016)
ES	Los componentes del sistema HT Inoxpres están desengrasados según: • Clase E: La medida del nivel de residuos de sustancias volátiles conforme a la norma ASTM F331-05; • Clase D: La medida del nivel de residuos de sustancias volátiles conforme a la norma ASTM G 144-01; (Informes de prueba N.º de trabajo 147, 09/03/2017) Las juntas tóricas FKM del sistema prensado: • Se han comprobado con una espectrofotometría infrarroja (FT-IR): No se ha detectado la presencia de silicona. (Informes de prueba RA160100 de 15.04.2016)

Gamma dimensionale / Product range **ø 15 ÷ 54 mm**
A richiesta / On demand **ø 76,1 ÷ 108 mm**

Altre figure possono essere fornite "a richiesta"
Other figures can be provided "on demand"
Andere Bilder kann "auf Anfrage" vorgesehen sein
D'autres figures peuvent être fournis "sur demande"
Otras figuras pueden ser proporcionadas "bajo demanda"

I prezzi dei tubi sono validi fino a nuova comunicazione.
Pipe prices are valid until new update.
Die Rohrpreise gelten bis auf weiteres .
Les prix des tubes sont valables jusqu'à nouvelle communication.
Los precios de las tuberías son válidos hasta nueva comunicación.

B 30 31

116/300 6 m

TUBO PER IMPIANTI "SILICONE FREE"

- PIPE FOR "SILICONE FREE" INSTALLATION
- ROHR FÜR "SILIKONFREIE" INSTALLATION
- TUBE POUR INSTALLATION "SANS SILICONE"
- TUBO PARA INSTALACIÓN "LIBRE DE SILICONA"

NORM: EN 10217-7 (DIN 17455) - EN 10312

Mat. Nr.: 1.4404 (AISI 316L) L=6 m
Ricotto - Annealed - Geglüht - Hypertrempé - Recocido

CODE	Dimensions mm x mm	Ø int mm	L m	kg/m	Volume l/m	Minimum package m	Bundle m	€/m
116015300	15 x 1,0	13	6	0,351	0,133	60	1014	**26,99**
116018300	18 x 1,0	16	6	0,426	0,201	60	1014	**29,00**
116022300	22 x 1,2	19,6	6	0,625	0,302	60	762	**38,91**
116028300	28 x 1,2	25,6	6	0,805	0,514	30	546	**47,73**
116035300	35 x 1,5	32	6	1,258	0,804	30	546	**70,34**
116042300	42 x 1,5	39	6	1,521	1,194	30	366	**84,34**
116054300	54 x 1,5	51	6	1,972	2,042	30	366	**106,95**

Per sistema silicone free, utilizzare solo tubo Inoxpres ricotto.
For silicone free system, only the annealed Inoxpres pipes must be used.
Für System freies Silikon, nur geglüht Inoxpres Rohre verwendet werden müssen.
Pour le système exempt de silicone, seuls les tuyaux hypertrempé Inoxpres doivent être utilisés.
Para el sistema libre de silicona, se deben utilizar ùnicamente tuberías recocida Inoxpres.

B 10 16

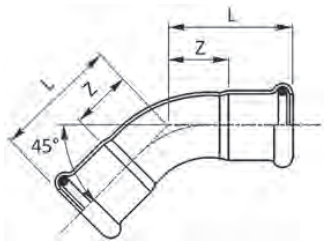

181/450 HT

CURVA 45° FF

- 45° ELBOW FF
- BOGEN 45° II
- COUDE FF 45°
- CURVA 45° HH

MATERIAL: AISI 316L – 1.4404
O-RING: FKM verde - green - Grün - vert - verde
TYPE: esente silicone - silicon free Siliconfrei - sans silicone libre de silicona

CODE	De mm	Radius	L mm	Z mm	g		€
181015450CHT	15	1,2 De	27,5	7,5	39	1	16,83
181018450CHT	18	1,2 De	29,5	9,5	48	1	18,60
181022450CHT	22	1,2 De	32	11	63	1	21,62
181028450CHT	28	1,2 De	37	14	90	1	25,99
181035450HT	35	1,2 De	43	17	127	1	30,74
181042450HT	42	1,2 De	51	21	177	1	49,79
181054450HT	54	1,2 De	62	30	273	1	63,90

B 10 16

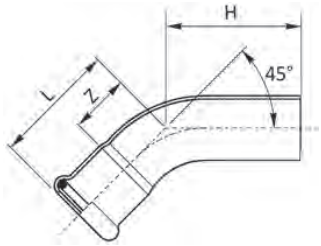

181/451 HT

CURVA 45° MF

- 45° ELBOW MF
- BOGEN 45° IA
- COUDE MF 45°
- CURVA 45° HM

MATERIAL: AISI 316L – 1.4404
O-RING: FKM verde - green - Grün - vert - verde
TYPE: esente silicone - silicon free Siliconfrei - sans silicone libre de silicona

CODE	De mm	Radius	L mm	H mm	Z mm	g		€
181015451CHT	15	1,2 De	27,5	36	7,5	38	1	16,83
181018451CHT	18	1,2 De	29,5	38	9,5	47	1	17,99
181022451CHT	22	1,2 De	32	42	11	63	1	20,41
181028451CHT	28	1,2 De	37	46	14	90	1	24,27
181035451HT	35	1,2 De	43	57,5	17	132	1	28,62
181042451HT	42	1,2 De	51	72	21	196	1	47,98
181054451HT	54	1,2 De	62	82	26	296	1	61,45

B 10 16

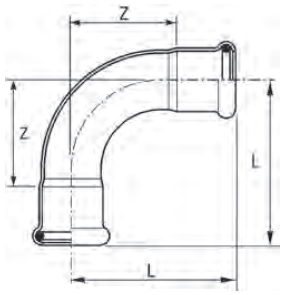

181/900 HT

CURVA 90° FF

- 90° ELBOW FF
- BOGEN 90° II
- COUDE FF 90°
- CURVA 90° HH

MATERIAL: AISI 316L – 1.4404
O-RING: FKM verde - green - Grün - vert - verde
TYPE: esente silicone - silicon free Siliconfrei - sans silicone libre de silicona

CODE	De mm	Radius	L mm	Z mm	g		€
181015900CHT	15	1,2 De	38	18	46	1	12,83
181018900CHT	18	1,2 De	41,5	21,5	58	1	14,67
181022900CHT	22	1,2 De	47	26	78	1	17,71
181028900CHT	28	1,2 De	56	33	116	1	23,58
181035900HT	35	1,2 De	68	42	162	1	38,22
181042900HT	42	1,2 De	80	50	231	1	65,67
181054900HT	54	1,2 De	100	64	367	1	91,62

B 10 16

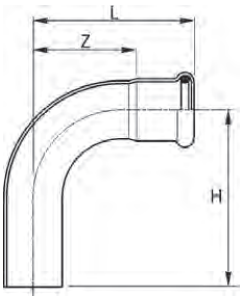

181/901 HT

CURVA 90° MF

- 90° ELBOW MF
- BOGEN 90° IA
- COUDE MF 90°
- CURVA 90° HM

MATERIAL: AISI 316L – 1.4404
O-RING: FKM verde - green - Grün - vert - verde
TYPE: esente silicone - silicon free Siliconfrei - sans silicone libre de silicona

CODE	De mm	Radius	L mm	H mm	Z mm	g		€
181015901CHT	15	1,2 De	38	48	18	46	1	13,46
181018901CHT	18	1,2 De	41,5	48,5	21,5	56	1	15,30
181022901CHT	22	1,2 De	47	57	26	79	1	18,34
181028901CHT	28	1,2 De	56	64	33	115	1	23,01
181035901HT	35	1,2 De	68	82	42	176	1	35,02
181042901HT	42	1,2 De	80	101	50	253	1	63,57
181054901HT	54	1,2 De	100	120	64	390	1	92,14

B 10 16

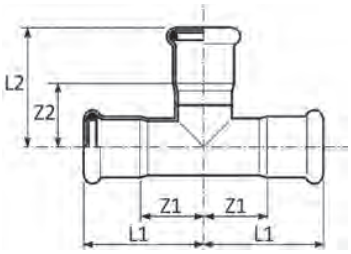

182 HT

"T"

- EQUAL TEE
- T-STÜCK
- TÉ ÉGAL
- TE IGUAL HHH

MATERIAL: AISI 316L – 1.4404
O-RING: FKM verde - green - Grün - vert - verde
TYPE: esente silicone - silicon free Siliconfrei - sans silicone libre de silicona

CODE	De mm	L1 mm	L2 mm	Z1 mm	Z2 mm	g		€
182015000HT	15	34	39	14	19	67	1	23,47
182018000HT	18	37	41	16	21	80	1	27,01
182022000HT	22	39	45	18	24	106	1	28,40
182028000HT	28	44	50	21	27	145	1	34,15
182035000HT	35	51	57	25	31	201	1	42,57
182042000HT	42	59	65	28	35	260	1	60,22
182054000HT	54	70	77	34	42	404	1	71,76

B 10 16

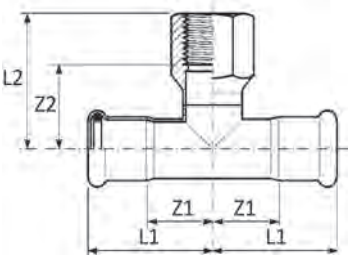

189 HT

"T" CON DERIVAZIONE FILETTO F

- BRANCH TEE FEMALE BSP OUTLET
- T-STÜCK MIT ABGANG IG
- TÉ MIXTE AVEC FILETAGE F
- TE HEMBRA ROSCADA

MATERIAL: AISI 316L – 1.4404
O-RING: FKM verde - green - Grün - vert - verde
TYPE: esente silicone - silicon free Siliconfrei - sans silicone libre de silicona
THREAD: EN 10226-1 (ex ISO 7/1)

CODE	De x Rp x De mm x inch x mm	L1 mm	L2 mm	Z1 mm	Z2 mm	g		€
189102015HT*	15 x 1/2" x 15	36,5	22,5	16,5	8,5	117	1	25,96
189102018HT*	18 x 1/2" x 18	36	24	16	10	128	1	26,65
189102022HT*	22 x 1/2" x 22	39	26	18	12	159	1	28,49
189304022HT*	22 x 3/4" x 22	41,5	30	20,5	14	184	1	32,52
189102028HT*	28 x 1/2" x 28	44	29	21	15	217	1	31,33
189304028HT*	28 x 3/4" x 28	44	30	21	14	221	1	37,24
189100035HT	35 x 1" x 35	51	47	22	28	250	1	72,77
189100042HT	42 x 1" x 42	59	60	29	41	346	1	79,73
189102054HT	54 x 1/2" x 54	70	61	34	46	377	1	56,24
189304054HT	54 x 3/4" x 54	70	64	34	48	391	1	60,93
189200054HT	54 x 2" x 54	70	81	34	55	838	1	119,94

(*) senza saldatura - seamless - nahtlos - sans soudure - sin soldadura

B 10 16

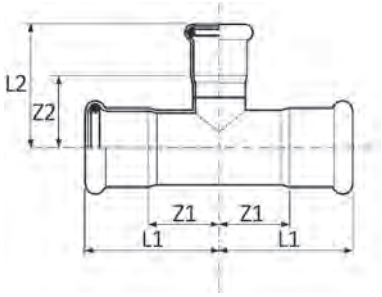

192 HT

"T" RIDOTTO

- REDUCING TEE
- T-STÜCK MIT REDUZIERTEM ABGANG
- TÉ RÉDUIT
- TE REDUCIDA HHH

MATERIAL: AISI 316L – 1.4404
O-RING: FKM verde - green - Grün - vert - verde
TYPE: esente silicone - silicon free Siliconfrei - sans silicone libre de silicona

CODE	De mm	L1 mm	L2 mm	Z1 mm	Z2 mm	g		€
192018015HT	18 x 15 x 18	36,5	41	15,5	21	80	1	**22,73**
192022018HT	22 x 18 x 22	39	44	18	23	98	1	**25,02**
192028022HT	28 x 22 x 28	44	47	21	26	135	1	**31,60**
192035022HT	35 x 22 x 35	51	51	25	30	167	1	**38,56**
192035028HT	35 x 28 x 35	51	54	25	31	171	1	**40,13**
192042028HT	42 x 28 x 42	59	57	29	34	243	1	**56,56**
192042035HT	42 x 35 x 42	59	61	29	35	272	1	**57,79**
192054035HT	54 x 35 x 54	70	68	34	42	361	1	**64,78**
192054042HT	54 x 42 x 54	70	72	34	42	376	1	**69,39**

B 10 16

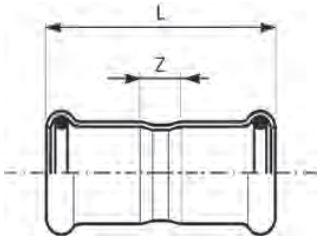

183/000 HT

MANICOTTO

- COUPLING
- MUFFE
- MANCHON
- MANGUITO HH

MATERIAL: AISI 316L – 1.4404
O-RING: FKM verde - green - Grün - vert - verde
TYPE: esente silicone - silicon free Siliconfrei - sans silicone libre de silicona

CODE	De mm	L mm	Z mm	g		€
183015000HT	15	49	9	35	1	**9,03**
183018000HT	18	50	10	42	1	**10,29**
183022000HT	22	53	11	54	1	**11,83**
183028000HT	28	56	10	71	1	**13,56**
183035000HT	35	63	10	97	1	**17,13**
183042000HT	42	72	12	136	1	**23,23**
183054000HT	54	83	13	198	1	**28,78**

B 10 16

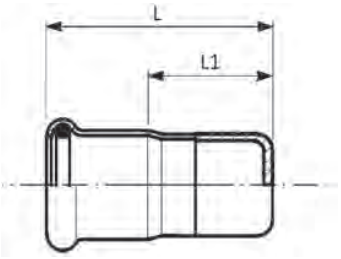

183/003 HT

TAPPO DI CHIUSURA

- STOP END
- VERSCHLUSSKAPPE
- BOUCHON D'OBTURATION
- TAPÓN

MATERIAL: AISI 316L – 1.4404
O-RING: FKM verde - green - Grün - vert - verde
TYPE: esente silicone - silicon free Siliconfrei - sans silicone libre de silicona

CODE	De mm	L mm	L1 mm	g		€
183015003HT	15	26	5	26	1	12,75
183018003HT	18	26	5	32	1	13,27
183022003HT	22	27	5	43	1	15,42
183028003HT	28	29	5	61	1	21,22
183035003HT	35	52	26	95	1	25,89
183042003HT	42	56	26	126	1	37,15
183054003HT	54	62	27	185	1	43,82

B 10 16

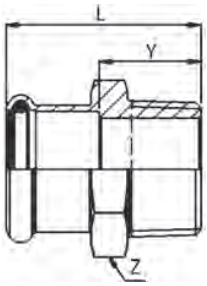

187 HT

MANICOTTO MISTO FILETTO M

- MALE ADAPTER
- ÜBERGANGSSTÜCK MIT AG
- RACCORD AVEC FILETAGE MALE
- UNIÓN MACHO

MATERIAL: AISI 316L – 1.4404
O-RING: FKM verde - green - Grün - vert - verde
TYPE: esente silicone - silicon free Siliconfrei - sans silicone libre de silicona
THREAD: EN 10226-1 (ex ISO 7/1)

CODE	De x R mm x inch	L mm	Z mm	Y mm	g		€
187102015HT	15 x 1/2"	41	24	21	54	1	22,72
187102018HT	18 x 1/2"	41	27	21	58	1	24,74
187102022HT	22 x 1/2"	42	32	21	83	1	26,89
187304022HT	22 x 3/4"	44	32	23	89	1	27,87
187100022HT	22 x 1"	46	36	25	154	1	33,14
187304028HT	28 x 3/4"	47	38	24	114	1	37,77
187100028HT	28 x 1"	48	38	25	123	1	40,14
187114035HT	35 x 1"1/4	55	46	28	180	1	53,07
187112042HT	42 x 1"1/2	59	55	28	236	1	77,12
187200054HT	54 x 2"	71	65	35	362	1	108,34

B 10 16

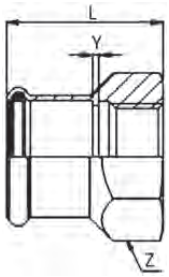

190 HT

MANICOTTO MISTO FILETTO F

- FEMALE ADAPTER
- ÜBERGANGSSTÜCK MIT IG
- RACCORD AVEC FILETAGE FEMELLE
- UNIÓN HEMBRA

MATERIAL: AISI 316L – 1.4404
O-RING: FKM verde - green - Grün - vert - verde
TYPE: esente silicone - silicon free Siliconfrei - sans silicone libre de silicona
THREAD: EN 10226-1 (ex ISO 7/1)

CODE	De x Rp mm x inch	L mm	Z mm	Y mm	g		€
190102015HT	15 x 1/2"	38	27	2	64	1	24,47
190102018HT	18 x 1/2"	38	27	2	89	1	25,81
190304022HT	22 x 3/4"	40	32	2	82	1	32,16
190304028HT	28 x 3/4"	42	38	2	130	1	36,71
190100028HT	28 x 1"	45	41	2	158	1	50,28
190114035HT	35 x 1"1/4	52	46	2	170	1	54,84
190112042HT	42 x 1"1/2	56	55	2	243	1	85,54
190200054HT	54 x 2"	65	65	2	314	1	127,34

B 10 16

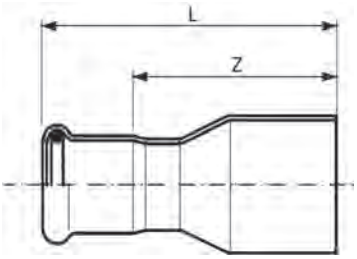

191 HT

RIDUZIONE MF

- REDUCER
- REDUZIERSTÜCK
- REDUCTION
- REDUCCIÓN MH

MATERIAL: AISI 316L – 1.4404
O-RING: FKM verde - green - Grün - vert - verde
TYPE: esente silicone - silicon free Siliconfrei - sans silicone libre de silicona

CODE	De mm	L mm	Z mm	g		€
191018015HT	18 x 15	57	37	35	1	10,44
191022018HT	22 x 18	60	60	47	1	11,79
191028015HT	28 x 15	56,5	76,5	50	1	15,86
191028022HT	28 x 22	65	44	66	1	13,76
191035028HT	35 x 28	71	48	98	1	33,41
191042035HT	42 x 35	81	55	138	1	36,35
191054042HT	54 x 42	97,5	67,5	210	1	38,62

B 10 16

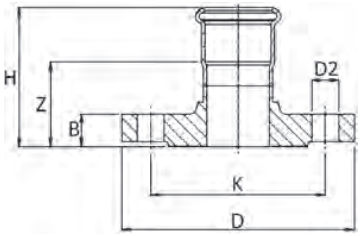

193/000 HT

MANICOTTO FLANGIATO

- ADAPTOR FLANGE
- ÜBERGANGSFLANSCH
- BRIDE DE RACCORDEMENT
- BRIDA ADAPTADOR

MATERIAL: AISI 316L – 1.4404
O-RING: FKM verde - green - Grün - vert - verde
TYPE: esente silicone - silicon free Siliconfrei - sans silicone libre de silicona

PN 16

CODE	De mm	DN flg	H mm	Z mm	B mm	D mm	D2 mm	Holes Nr.	K mm	g		€
193015000HT	15	15	55	35	14	95	14	4	65	660	1	**99,88**
193018000HT	18	15	55,5	35,5	14	95	14	4	65	660	1	**102,68**
193022000HT	22	20	58,5	37,5	16	105	14	4	75	945	1	**119,40**
193028000HT	28	25	61,5	38,5	16	115	14	4	85	1140	1	**146,01**
193035000HT	35	32	65,5	39,5	16	140	18	4	100	1640	1	**206,04**
193042000HT	42	40	69	39	16	150	18	4	110	1800	1	**241,78**
193054000HT	54	50	78	42	18	165	18	4	125	2450	1	**298,12**

B 10 16

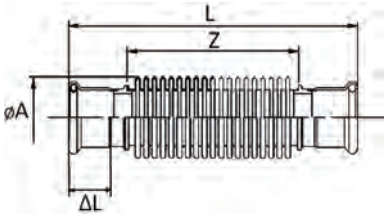

199 HT

COMPENSATORE DI DILATAZIONE

- EXPANSION COMPENSATOR
- WELLENKOMPENSATOR
- COMPENSATEUR D'EXPANSION
- DILATADOR

MATERIAL: AISI 316L – 1.4404
O-RING: FKM verde - green - Grün - vert - verde
TYPE: esente silicone - silicon free Siliconfrei - sans silicone libre de silicona

CODE	De mm	L mm	Z mm	A mm	g		€
199015000HT	15	139	71	22	80	1	**202,25**
199018000HT	18	143	74	27	108	1	**222,46**
199022000HT	22	139	68	34	130	1	**247,75**
199028000HT	28	150	73	41	155	1	**318,57**
199035000HT	35	177	90	51	251	1	**394,35**
199042000HT	42	202	107	61	440	1	**470,22**
199054000HT	54	221	113	71	550	1	**581,44**

199 - Compensatore di dilatazione - Expansion compensator - Wellenkompensator Compensateur d'expansion - Dilatador

La corsa massima di lavoro non deve superare la corsa nominale sotto indicata / The maximum axial stroke must not exceed the nominal value below indicated
La course axiale maximum ne doit pas dépasser la course nominale indiquée ci-dessous / Der maximale Axialhub darf den unten angegebenen Nennwert nicht überschreiten / El rango máximo de trabajo no debe exceder el rango nominal abajo indicado

Code	DN	Cycles MAX	Temperature °C																			
			20°		40°		60°		80°		100°		120°		140°		160°		180°		200°	
			ΔL (mm)	P (bar)	ΔL (mm)	P (bar)	ΔL (mm)	P (bar)	ΔL (mm)	P (bar)	ΔL (mm)	P (bar)	ΔL (mm)	P (bar)	ΔL (mm)	P (bar)	ΔL (mm)	P (bar)	ΔL (mm)	P (bar)	ΔL (mm)	P (bar)
199 / 15	15		16,0		14,7		13,6		12,6		11,8		11,4		10,9		10,6		10,2		9,9	
199 / 18	18		18,0		16,6		15,3		14,2		13,3		12,8		12,3		11,9		11,5		11,2	
199 / 22	22		20,0		18,4		17,0		15,8		14,8		14,2		13,7		13,2		12,8		12,4	
199 / 28	28	800	22,0	16	20,2	14,5	18,7	13,5	17,4	12,5	16,3	12	15,6	11,5	15,0	11	14,5	10,5	14,1	10,2	13,6	9,5
199 / 35	35		26,0		23,9		22,1		20,5		19,2		18,5		17,8		17,2		16,6		16,1	
199 / 42	42		32,0		29,4		27,2		25,3		23,7		22,7		21,9		21,1		20,5		19,8	
199 / 54	54		36,0		33,1		30,6		28,4		26,6		25,6		24,6		23,8		23,0		22,3	

Code	DN	Cycles MAX	Temperature °C																			
			20°		40°		60°		80°		100°		120°		140°		160°		180°		200°	
			ΔL (mm)	P (bar)	ΔL (mm)	P (bar)	ΔL (mm)	P (bar)	ΔL (mm)	P (bar)	ΔL (mm)	P (bar)	ΔL (mm)	P (bar)	ΔL (mm)	P (bar)	ΔL (mm)	P (bar)	ΔL (mm)	P (bar)	ΔL (mm)	P (bar)
199 / 15	15		11,2		10,3		9,5		8,8		8,3		8,0		7,6		7,4		7,2		6,9	
199 / 18	18		12,6		11,6		10,7		10,0		9,3		8,9		8,6		8,3		8,1		7,8	
199 / 22	22		14,0		12,9		11,9		11,1		10,4		9,9		9,6		9,2		9,0		8,7	
199 / 28	28	2900	15,4	16	14,2	14,5	13,1	13,5	12,2	12,5	11,4	12	10,9	11,5	10,5	11	10,2	10,5	9,9	10,2	9,5	9,5
199 / 35	35		18,2		16,7		15,5		14,4		13,5		12,9		12,4		12,0		11,6		11,3	
199 / 42	42		22,4		20,6		19,0		17,7		16,6		15,9		15,3		14,8		14,3		13,9	
199 / 54	54		25,2		23,2		21,4		19,9		18,6		17,9		17,2		16,6		16,1		15,6	

Code	DN	Cycles MAX	Temperature °C																			
			20°		40°		60°		80°		100°		120°		140°		160°		180°		200°	
			ΔL (mm)	P (bar)	ΔL (mm)	P (bar)	ΔL (mm)	P (bar)	ΔL (mm)	P (bar)	ΔL (mm)	P (bar)	ΔL (mm)	P (bar)	ΔL (mm)	P (bar)	ΔL (mm)	P (bar)	ΔL (mm)	P (bar)	ΔL (mm)	P (bar)
199 / 15	15		8,0		7,4		6,8		6,3		5,9		5,7		5,5		5,3		5,1		5,0	
199 / 18	18		9,0		8,3		7,7		7,1		6,7		6,4		6,1		5,9		5,8		5,6	
199 / 22	22		10,0		9,2		8,5		7,9		7,4		7,1		6,8		6,6		6,4		6,2	
199 / 28	28	12000	11,0	16	10,1	14,5	9,4	13,5	8,7	12,5	8,1	12	7,8	11,5	7,5	11	7,3	10,5	7,0	10,2	6,8	9,5
199 / 35	35		13,0		12,0		11,1		10,3		9,6		9,2		8,9		8,6		8,3		8,1	
199 / 42	42		16,0		14,7		13,6		12,6		11,8		11,4		10,9		10,6		10,2		9,9	
199 / 54	54		18,0		16,6		15,3		14,2		13,3		12,8		12,3		11,9		11,5		11,2	

Cycles MAX = Numero di cicli di lavoro - Work cycles number - Anzahl der Zyklen - Nombre de cycles de travail - Número de ciclos de trabajo
ΔL (mm) = Corsa assiale in compressione - Compression axial stroke - Axialhub in Kompression - Course axiale en compression - Carrera axial en compresión
P (bar) = pressione massima di lavoro - Maximum working pressure - maximaler Arbeitsdruck - Pression de travail maximale - Presión máxima de trabajo

Campi di applicazione / Fields of application

inoxPRES® STEAM

Vapore saturo
Saturated steam
Max 7 bara (6 barg) / 165° C

inoxPRES® O-ring STEAM

Bianco | White | Weiß | Blanc | Blanco

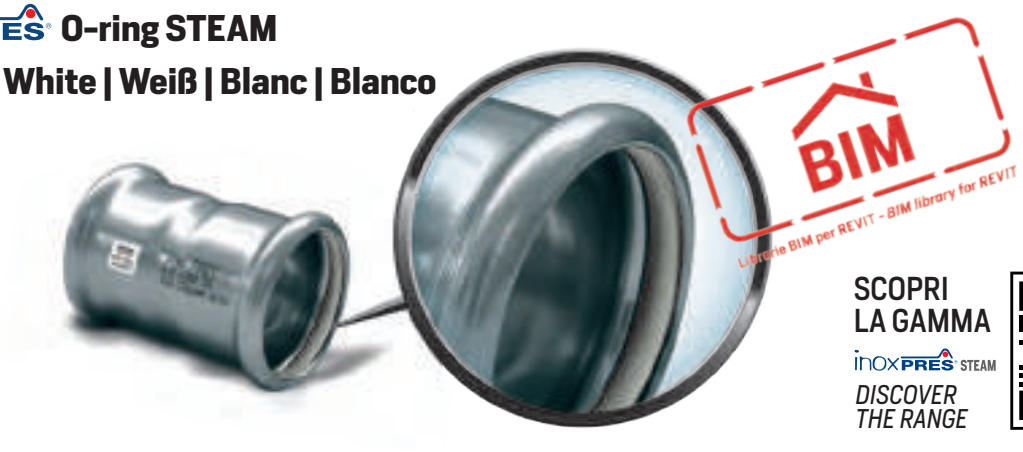

SCOPRI LA GAMMA
inoxPRES STEAM
DISCOVER THE RANGE

Applicazioni industriali — **O-Ring STEAM bianco**	**Industrial applications** — **White STEAM O - ring**
Vapore saturo **P max 7 bar assoluti (6 bar relativi); T max 165°C**	Saturated steam **7 bar absolute (6 bar relative); T max 165°**
Eventuali altre veicolazioni di fluidi particolari, devono essere valutate dall'ufficio tecnico di RM.	Any other vehiculation of specialfluids, must be evaluated from RM technical office.

Gamma dimensionale / Product range	**ø 15 ÷ 54 mm**
A richiesta / On demand	**ø 76,1 ÷ 108 mm**

Altre figure possono essere fornite "a richiesta"
Other figures can be provided "on demand"
Andere Bilder kann "auf Anfrage" vorgesehen sein
D'autres figures peuvent être fournis "sur demande"
Otras figuras pueden ser proporcionadas "bajo demanda"

B 30 31

I prezzi dei tubi sono validi fino a nuova comunicazione.
Pipe prices are valid until new update.
Die Rohrpreise gelten bis auf weiteres .
Les prix des tubes sont valables jusqu'à nouvelle communication.
Los precios de las tuberías son válidos hasta nueva comunicación.

116/200 6 m

TUBO PER VAPORE SATURO

- PIPE FOR SATURATED STEAM
- ROHR FÜR SATTDAMPF
- TUBE POUR VAPEUR SATURÉE
- TUBO PARA VAPOR SATURADO

NORM: EN 10217-7 (DIN 17455) - EN 10312

Mat. Nr.: 1.4404 (AISI 316L) L=6 m
Crudo - Not annealed - Ungeglüht - Non-hypertrempé - Crudo

CODE	Dimensions mm x mm	Ø int mm	L m	kg/m	Volume l/m	Minimum package m	Bundle m	€/m
116015200	15 x 1,0	13	6	0,351	0,133	60	1014	17,69
116018200	18 x 1,0	16	6	0,426	0,201	60	1014	20,12
116022200	22 x 1,2	19,6	6	0,625	0,302	60	762	28,04
116028200	28 x 1,2	25,6	6	0,805	0,514	30	546	35,38
116035200	35 x 1,5	32	6	1,258	0,804	30	546	53,46
116042200	42 x 1,5	39	6	1,521	1,194	30	366	63,86
116054200	54 x 1,5	51	6	1,972	2,042	30	366	82,03

B 30 31

I prezzi dei tubi sono validi fino a nuova comunicazione.
Pipe prices are valid until new update.
Die Rohrpreise gelten bis auf weiteres .
Les prix des tubes sont valables jusqu'à nouvelle communication.
Los precios de las tuberías son válidos hasta nueva comunicación.

116/300 6 m

TUBO PER VAPORE SATURO

- PIPE FOR SATURATED STEAM
- ROHR FÜR SATTDAMPF
- TUBE POUR VAPEUR SATURÉE
- TUBO PARA VAPOR SATURADO

NORM: EN 10217-7 (DIN 17455) - EN 10312

Mat. Nr.: 1.4404 (AISI 316L) L=6 m
Ricotto - Annealed - Geglüht - Hypertrempé - Recocido

CODE	Dimensions mm x mm	Ø int mm	L m	kg/m	Volume l/m	Minimum package m	Bundle m	€/m
116015300	15 x 1,0	13	6	0,351	0,133	60	1014	26,99
116018300	18 x 1,0	16	6	0,426	0,201	60	1014	29,00
116022300	22 x 1,2	19,6	6	0,625	0,302	60	762	38,91
116028300	28 x 1,2	25,6	6	0,805	0,514	30	546	47,73
116035300	35 x 1,5	32	6	1,258	0,804	30	546	70,34
116042300	42 x 1,5	39	6	1,521	1,194	30	366	84,34
116054300	54 x 1,5	51	6	1,972	2,042	30	366	106,95

B 30 34

I prezzi dei tubi sono validi fino a nuova comunicazione.
Pipe prices are valid until new update.
Die Rohrpreise gelten bis auf weiteres .
Les prix des tubes sont valables jusqu'à nouvelle communication.
Los precios de las tuberías son válidos hasta nueva comunicación.

114/200 6 m

TUBO PER VAPORE SATURO

- PIPE FOR SATURATED STEAM
- ROHR FÜR SATTDAMPF
- TUBE POUR VAPEUR SATURÉE
- TUBO PARA VAPOR SATURADO

NORM: EN 10217-7 (DIN 17455) - EN 10312

Mat. Nr.: 1.4307 (AISI 304L) L=6 m
Crudo - Not annealed - Ungeglüht - Non-hypertrempé - Crudo

CODE	Dimensions mm x mm	Ø int mm	L m	kg/m	Volume l/m	Minimum package m	Bundle m	€/m
114015200	15 x 1,0	13	6	0,351	0,133	60	1014	**11,45**
114018200	18 x 1,0	16	6	0,426	0,201	60	1014	**13,49**
114022200	22 x 1,2	19,6	6	0,625	0,302	60	762	**19,03**
114028200	28 x 1,2	25,6	6	0,805	0,514	30	546	**24,50**
114035200	35 x 1,5	32	6	1,258	0,804	30	546	**36,98**
114042200	42 x 1,5	39	6	1,521	1,194	30	366	**45,50**
114054200	54 x 1,5	51	6	1,972	2,042	30	366	**60,25**

B 10 15

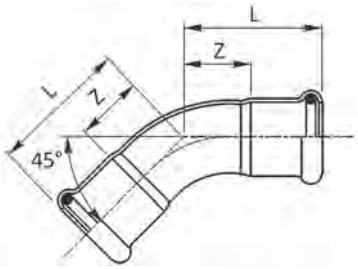

181/450 ST

CURVA 45° FF

- 45° ELBOW FF
- BOGEN 45° II
- COUDE FF 45°
- CURVA 45° HH

MATERIAL: AISI 316L – 1.4404
O-RING: STEAM bianco - white - Weiß blanc - blanco
TYPE: vapore saturo - saturated steam Sattdampf - vapeur saturée vapor saturado
P max 7 bara (6 barg) - T max 165°C

CODE	De mm	Radius	L mm	Z mm	g		€
181015450CST	15	1,2 De	27,5	7,5	39	1	18,48
181018450CST	18	1,2 De	29,5	9,5	48	1	20,46
181022450CST	22	1,2 De	32	11	63	1	23,78
181028450CST	28	1,2 De	37	14	90	1	28,61
181035450ST	35	1,2 De	43	17	127	1	33,80
181042450ST	42	1,2 De	51	21	177	1	54,77
181054450ST	54	1,2 De	62	30	273	1	70,33

B 10 15

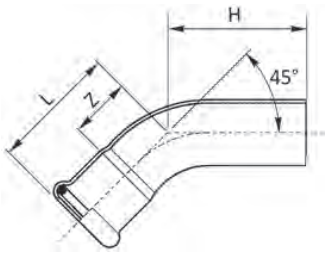

181/451 ST

CURVA 45° MF

- 45° ELBOW MF
- BOGEN 45° IA
- COUDE MF 45°
- CURVA 45° HM

MATERIAL: AISI 316L – 1.4404
O-RING: STEAM bianco - white - Weiß blanc - blanco
TYPE: vapore saturo - saturated steam Sattdampf - vapeur saturée vapor saturado
P max 7 bara (6 barg) - T max 165°C

CODE	De mm	Radius	L mm	H mm	Z mm	g		€
181015451CST	15	1,2 De	27,5	36	7,5	38	1	18,48
181018451CST	18	1,2 De	29,5	38	9,5	47	1	19,79
181022451CST	22	1,2 De	32	42	11	63	1	22,46
181028451CST	28	1,2 De	37	46	14	90	1	26,71
181035451ST	35	1,2 De	43	57,5	17	132	1	31,50
181042451ST	42	1,2 De	51	72	21	196	1	52,77
181054451ST	54	1,2 De	62	82	26	296	1	67,61

B 10 15

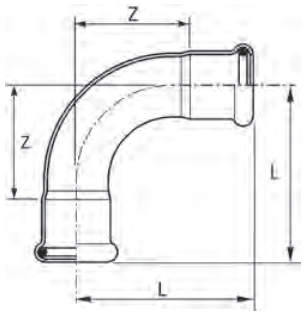

181/900 ST

CURVA 90° FF

- 90° ELBOW FF
- BOGEN 90° II
- COUDE FF 90°
- CURVA 90° HH

MATERIAL: AISI 316L – 1.4404
O-RING: STEAM bianco - white - Weiß blanc - blanco
TYPE: vapore saturo - saturated steam Sattdampf - vapeur saturée vapor saturado
P max 7 bara (6 barg) - T max 165°C

CODE	De mm	Radius	L mm	Z mm	g		€
181015900CST	15	1,2 De	38	18	46	1	14,11
181018900CST	18	1,2 De	41,5	21,5	58	1	16,17
181022900CST	22	1,2 De	47	26	78	1	19,48
181028900CST	28	1,2 De	56	33	116	1	25,97
181035900ST	35	1,2 De	68	42	162	1	42,05
181042900ST	42	1,2 De	80	50	231	1	72,24
181054900ST	54	1,2 De	100	64	367	1	100,79

B 10 15

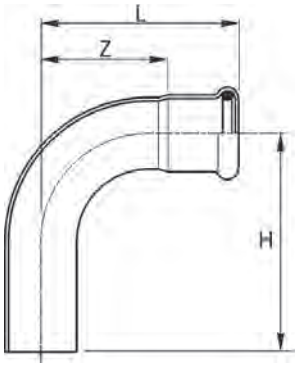

181/901 ST

CURVA 90° MF

- 90° ELBOW MF
- BOGEN 90° IA
- COUDE MF 90°
- CURVA 90° HM

MATERIAL: AISI 316L – 1.4404
O-RING: STEAM bianco - white - Weiß blanc - blanco
TYPE: vapore saturo - saturated steam Sattdampf - vapeur saturée vapor saturado
P max 7 bara (6 barg) - T max 165°C

CODE	De mm	Radius	L mm	H mm	Z mm	g		€
181015901CST	15	1,2 De	38	48	18	46	1	14,81
181018901CST	18	1,2 De	41,5	48,5	21,5	56	1	16,84
181022901CST	22	1,2 De	47	57	26	79	1	20,17
181028901CST	28	1,2 De	56	64	33	115	1	25,29
181035901ST	35	1,2 De	68	82	42	176	1	38,53
181042901ST	42	1,2 De	80	101	50	253	1	69,93
181054901ST	54	1,2 De	100	120	64	390	1	101,37

B 10 15

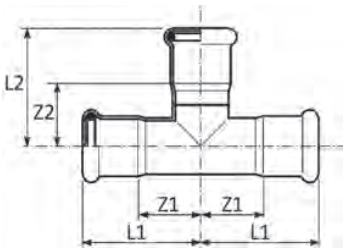

182 ST

"T"

- EQUAL TEE
- T-STÜCK
- TÉ ÉGAL
- TE IGUAL HHH

MATERIAL: AISI 316L – 1.4404
O-RING: STEAM bianco - white - Weiß blanc - blanco
TYPE: vapore saturo - saturated steam Sattdampf - vapeur saturée vapor saturado P max 7 bara (6 barg) - T max 165ºC

CODE	De mm	Z1 mm	Z2 mm	L1 mm	L2 mm	g		€
182015000ST	15	14	19	34	39	67	1	25,80
182018000ST	18	16	21	37	41	80	1	29,72
182022000ST	22	18	24	39	45	106	1	31,26
182028000ST	28	21	27	44	50	145	1	37,59
182035000ST	35	25	31	51	57	201	1	46,80
182042000ST	42	28	35	59	65	260	1	66,22
182054000ST	54	34	42	70	77	404	1	78,97

B 10 15

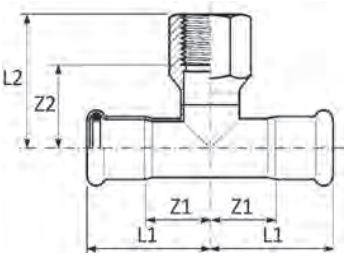

189 ST

"T" CON DERIVAZIONE FILETTO F

- BRANCH TEE FEMALE BSP OUTLET
- T-STÜCK MIT ABGANG IG
- TÉ MIXTE AVEC FILETAGE F
- TE HEMBRA ROSCADA

MATERIAL: AISI 316L – 1.4404
O-RING: STEAM bianco - white - Weiß blanc - blanco
TYPE: vapore saturo - saturated steam Sattdampf - vapeur saturée vapor saturado P max 7 bara (6 barg) - T max 165ºC
THREAD: EN 10226-1 (ex ISO 7/1)

CODE	De x Rp x De mm x inch x mm	L1 mm	L2 mm	Z1 mm	Z2 mm	g		€
189102015ST*	15 x 1/2" x 15	36,5	22,5	16,5	8,5	117	1	28,56
189102018ST*	18 x 1/2" x 18	36	24	16	10	128	1	29,31
189102022ST*	22 x 1/2" x 22	39	26	18	12	159	1	31,33
189304022ST*	22 x 3/4" x 22	41,5	30	20,5	14	184	1	35,74
189102028ST*	28 x 1/2" x 28	44	29	21	15	217	1	34,46
189304028ST*	28 x 3/4" x 28	44	30	21	14	221	1	40,98
189100035ST	35 x 1" x 35	51	47	22	28	250	1	80,06
189100042ST	42 x 1" x 42	59	60	29	41	346	1	87,72
189200054ST	54 x 2" x 54	70	81	34	55	838	1	131,94

(*) senza saldatura - seamless - nahtlos - sans soudure - sin soldadura

B 10 15

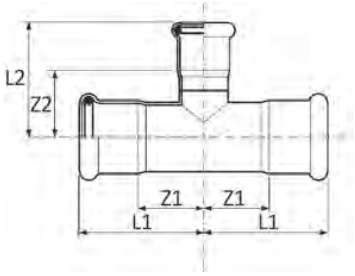

192 ST

"T" RIDOTTO

- REDUCING TEE
- T-STÜCK MIT REDUZIERTEM ABGANG
- TÉ RÉDUIT
- TE REDUCIDA HHH

MATERIAL: AISI 316L – 1.4404
O-RING: STEAM bianco - white - Weiß blanc - blanco
TYPE: vapore saturo - saturated steam Sattdampf - vapeur saturée vapor saturado
P max 7 bara (6 barg) - T max 165ºC

CODE	De mm	L1 mm	L2 mm	Z1 mm	Z2 mm	g		€
192018015ST	18 x 15 x 18	36,5	41	15,5	21	80	1	25,01
192022018ST	22 x 18 x 22	39	43	18	23	95	1	27,52
192028022ST	28 x 22 x 28	44	47	21	26	135	1	34,77
192035022ST	35 x 22 x 35	51	51	25	30	167	1	42,42
192035028ST	35 x 28 x 35	51	54	25	31	171	1	44,12
192042028ST	42 x 28 x 42	59	57	29	34	243	1	62,20
192042035ST	42 x 35 x 42	59	61	29	35	272	1	63,57
192054035ST	54 x 35 x 54	70	68	34	42	361	1	71,24
192054042ST	54 x 42 x 54	70	72	34	42	376	1	76,34

B 10 15

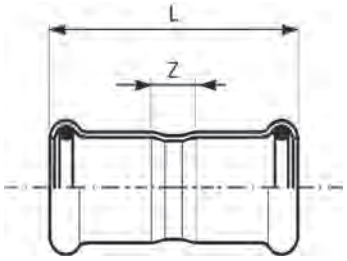

183/000 ST

MANICOTTO

- COUPLING
- MUFFE
- MANCHON
- MANGUITO HH

MATERIAL: AISI 316L – 1.4404
O-RING: STEAM bianco - white - Weiß blanc - blanco
TYPE: vapore saturo - saturated steam Sattdampf - vapeur saturée vapor saturado
P max 7 bara (6 barg) - T max 165ºC

CODE	De mm	L mm	Z mm	g		€
183015000ST	15	49	9	35	1	9,92
183018000ST	18	50	10	42	1	11,32
183022000ST	22	53	11	54	1	13,04
183028000ST	28	56	10	71	1	14,90
183035000ST	35	63	10	97	1	18,85
183042000ST	42	72	12	136	1	25,54
183054000ST	54	83	13	198	1	31,63

B 10 15

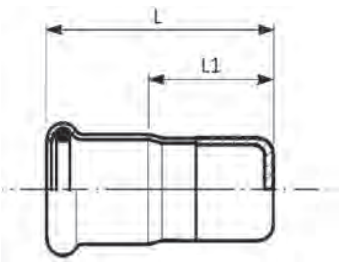

183/003 ST

TAPPO DI CHIUSURA

- STOP END
- VERSCHLUSSKAPPE
- BOUCHON D'OBTURATION
- TAPÓN

MATERIAL: AISI 316L – 1.4404
O-RING: STEAM bianco - white - Weiß blanc - blanco
TYPE: vapore saturo - saturated steam Sattdampf - vapeur saturée vapor saturado
P max 7 bara (6 barg) - T max 165ºC

CODE	De mm	L mm	L1 mm	g		€
183015003ST	15	26	5	26	1	14,02
183018003ST	18	26	5	32	1	14,61
183022003ST	22	27	5	43	1	16,96
183028003ST	28	29	5	61	1	23,34
183035003ST	35	52	26	95	1	28,46
183042003ST	42	56	26	126	1	40,87
183054003ST	54	62	27	185	1	48,21

B 10 15

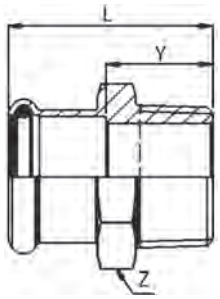

187 ST

MANICOTTO MISTO FILETTO M

- MALE ADAPTER
- ÜBERGANGSSTÜCK MIT AG
- RACCORD AVEC FILETAGE MALE
- UNIÓN MACHO

MATERIAL: AISI 316L – 1.4404
O-RING: STEAM bianco - white - Weiß blanc - blanco
TYPE: vapore saturo - saturated steam Sattdampf - vapeur saturée vapor saturado
P max 7 bara (6 barg) - T max 165ºC
THREAD: EN 10226-1 (ex ISO 7/1)

CODE	De x R mm x inch	L mm	Z mm	Y mm	g		€
187102015ST	15 x 1/2"	41	24	21	54	1	24,99
187102018ST	18 x 1/2"	41	27	21	58	1	27,22
187102022ST	22 x 1/2"	42	32	21	83	1	29,59
187304022ST	22 x 3/4"	44	32	23	89	1	30,67
187100022ST	22 x 1"	46	36	25	154	1	36,47
187304028ST	28 x 3/4"	47	38	24	114	1	41,57
187100028ST	28 x 1"	48	38	25	123	1	44,14
187114035ST	35 x 1"1/4	55	46	28	180	1	58,39
187112042ST	42 x 1"1/2	59	55	28	236	1	84,82
187200054ST	54 x 2"	71	65	35	362	1	119,21

B 10 15

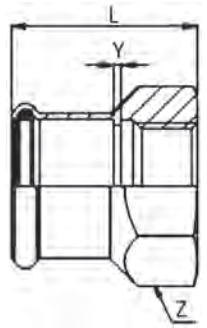

190 ST

MANICOTTO MISTO FILETTO F

- FEMALE ADAPTER
- ÜBERGANGSSTÜCK MIT IG
- RACCORD AVEC FILETAGE FEMELLE
- UNIÓN HEMBRA

MATERIAL: AISI 316L – 1.4404
O-RING: STEAM bianco - white - Weiß blanc - blanco
TYPE: vapore saturo - saturated steam Sattdampf - vapeur saturée vapor saturado P max 7 bara (6 barg) - T max 165ºC
THREAD: EN 10226-1 (ex ISO 7/1)

CODE	De x Rp mm x inch	L mm	Z mm	Y mm	g		€
190102015ST	15 x 1/2"	38	27	2	64	1	26,90
190102018ST	18 x 1/2"	38	27	2	89	1	28,38
190304022ST	22 x 3/4"	40	32	2	82	1	35,36
190304028ST	28 x 3/4"	42	38	2	130	1	40,39
190100028ST	28 x 1"	45	41	2	158	1	55,33
190114035ST	35 x 1"1/4	52	46	2	170	1	60,32
190112042ST	42 x 1"1/2	56	55	2	243	1	94,08
190200054ST	54 x 2"	65	65	2	314	1	140,07

B 10 15

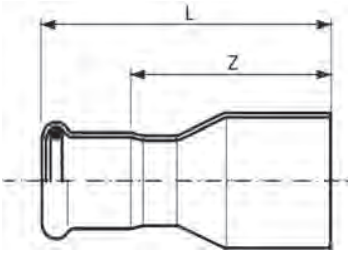

191 ST

RIDUZIONE MF

- REDUCER
- REDUZIERSTÜCK
- REDUCTION
- REDUCCIÓN MH

MATERIAL: AISI 316L – 1.4404
O-RING: STEAM bianco - white - Weiß blanc - blanco
TYPE: vapore saturo - saturated steam Sattdampf - vapeur saturée vapor saturado P max 7 bara (6 barg) - T max 165ºC

CODE	De mm	L mm	Z mm	g		€
191018015ST	18 x 15	57	37	35	1	11,50
191022018ST	22 x 18	60	40	47	1	12,98
191028022ST	28 x 22	65	44	66	1	15,13
191035028ST	35 x 28	71	48	98	1	36,74
191042028ST	42 x 28	93	70	130	1	61,24
191042035ST	42 x 35	81	55	138	1	39,76
191054042ST	54 x 42	97,5	67,5	210	1	42,50

B 10 15

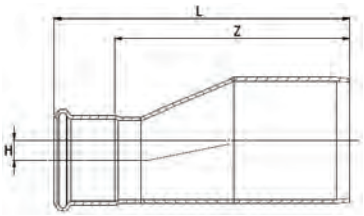

191/E ST

RIDUZIONE ECCENTRICA

- ECCENTRIC REDUCER
- REDUZIERSTÜCK EXZENTRISCH
- RÉDUCTION EXCENTRIQUE
- REDUCCIÓN EXCÉNTRICA

MATERIAL: AISI 316L – 1.4404
O-RING: STEAM bianco - white - Weiß blanc - blanco
TYPE: vapore saturo - saturated steam Sattdampf - vapeur saturée vapor saturado
P max 7 bara (6 barg) - T max 165ºC

CODE	De mm	L mm	Z mm	H mm	g		€
191042028EST	42 x 28	101,5	78,5	6	140	1	64,17
191054028EST	54 x 28	123,5	100,5	12	206	1	73,57
191054035EST	54 x 35	127	101,5	8,5	224	1	91,62

B 10 15

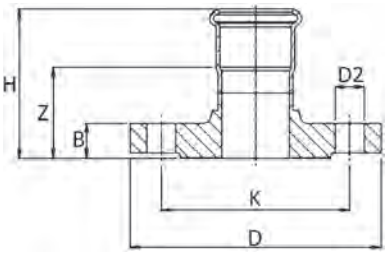

193/000 ST

MANICOTTO FLANGIATO

- ADAPTOR FLANGE
- ÜBERGANGSFLANSCH
- BRIDE DE RACCORDEMENT
- BRIDA ADAPTADOR

MATERIAL: AISI 316L – 1.4404
O-RING: STEAM bianco - white - Weiß blanc - blanco
TYPE: vapore saturo - saturated steam Sattdampf - vapeur saturée vapor saturado
P max 7 bara (6 barg) - T max 165ºC

PN 16

CODE	De mm	DN flg	H mm	Z mm	B mm	D mm	D2 mm	Holes Nr.	K mm	g		€
193015000ST	15	15	55	35	14	95	14	4	65	660	1	109,87
193018000ST	18	15	55,5	35,5	14	95	14	4	65	660	1	112,95
193022000ST	22	20	58,5	37,5	16	105	14	4	75	945	1	131,36
193028000ST	28	25	61,5	38,5	16	115	14	4	85	1140	1	160,60
193035000ST	35	32	65,5	39,5	16	140	18	4	100	1640	1	226,67
193042000ST	42	40	69	39	16	150	18	4	110	1800	1	265,93
193054000ST	54	50	78	42	18	165	18	4	125	2450	1	327,91

B 10 11

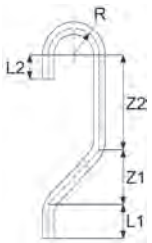

178

TUBO PER DERIVAZIONE VAPORE SATURO

- PIPE FOR SATURATED STEAM BYPASS
- ROHR FÜR SATTDAMPF-BYPASS
- TUBE POUR DÉRIVATION VAPEUR SATURÉE
- TUBO PARA DERIVACIÓN DE VAPOR SATURADO

MATERIAL: AISI 316L – 1.4404

CODE	De mm	L1 mm	L2 mm	Z1 mm	Z2 mm	R mm	g			€
178015316	15	30	30	96	114	35	143	1	20	81,23
178018316	18	50	35	108	112	39	195	1	20	82,70
178022316	22	50	35	110	110	41	359	1	20	87,50
178028316	28	60	40	139	113	51	550	1	15	98,58

Campi di applicazione / Fields of application

inoxPRES® 304L

Riscaldamento
Heating

Raffrescamento
Cooling

Acque di processo
Process water

BAR

Aria compressa
Compressed air

inoxPRES® 304L **O-ring EPDM**

Nero | Black | Schwarz | Noir | Negro

inoxPRES® 304L

An even more affordable solution in the King Size area for heating, cooling and compressed air systems.

Fits in 1.4307 – 304L DN 76.1-88.9-108 mm – further information on racmet.com



We remind you of our program for the supply of 1.4307 – 304L tubes from 15 to 108 mm. These tubes are compatible with our STAINLESS STEEL and COPPER fittings.

RACCORDERIE METALLICHE

I prezzi dei tubi sono validi fino a nuova comunicazione.
Pipe prices are valid until new update.
Die Rohrpreise gelten bis auf weiteres .
Les prix des tubes sont valables jusqu'à nouvelle communication.
Los precios de las tuberías son válidos hasta nueva comunicación.

B 30 35

114/200 6 m

TUBO IN ACCIAIO INOSSIDABILE

- STAINLESS STEEL PIPE
- EDELSTAHL ROHR
- TUBE EN ACIER INOXYDABLE
- TUBO DE ACERO INOXIDABLE

NORM: EN 10217-7 (DIN 17455) - EN 10312
NOTE: Paese Italia - conforme al DM 174 per veicolazione acqua potabile;
Italy country - according to DM 174 for drinking water transport;

Mat. Nr.: 1.4307 (AISI 304L) L=6 m
Crudo - Not annealed - Ungeglüht - Non-hypertrempé - Crudo

CODE	Dimensions mm x mm	Ø int mm	L m	kg/m	Volume l/m	Minimum package m	Bundle m	€/m
114076200	76,1 x 2,0	72,1	6	3,711	4,080	6	114	113,84
114088200	88,9 x 2,0	84,9	6	4,352	5,660	6	114	119,99
114108200	108 x 2,0	104	6	5,308	8,490	6	114	129,59

B 10 33

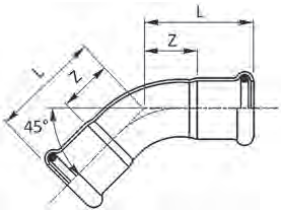

181/450 NW

CURVA 45° FF

- 45° ELBOW FF
- BOGEN 45° II
- COUDE FF 45°
- CURVA 45° HH

MATERIAL: AISI 304L – 1.4307
O-RING: EPDM nero - black - Schwarz - noir - negro

CODE	De mm	L mm	Z mm	g			€
181076450NW	76,1	98	43	900	2	2	146,70
181088450NW	88,9	112	52	1250	2	2	174,79
181108450NW	108	138	63	1700	2	2	238,36

B 10 33

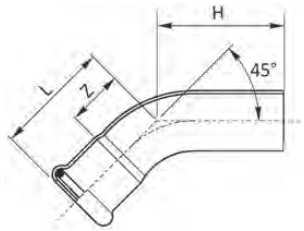

181/451 NW

CURVA 45° MF

- 45° ELBOW MF
- BOGEN 45° IA
- COUDE MF 45°
- CURVA 45° HM

MATERIAL: AISI 304L – 1.4307
O-RING: EPDM nero - black - Schwarz - noir - negro

CODE	De mm	L mm	H mm	Z mm	g			€
181076451NW	76,1	98	117	43	900	2	2	134,61
181088451NW	88,9	112	131	52	1250	2	2	160,69
181108451NW	108	138	154	63	1700	2	2	219,45

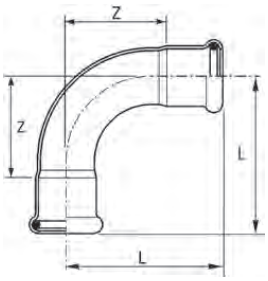

B 10 33

181/900 NW

CURVA 90° FF

- 90° ELBOW FF
- BOGEN 90° II
- COUDE FF 90°
- CURVA 90° HH

MATERIAL: AISI 304L – 1.4307
O-RING: EPDM nero - black - Schwarz - noir - negro

CODE	De mm	L mm	Z mm	g			€
181076900NW	76,1	150	95	1150	2	2	**149,22**
181088900NW	88,9	174	114	1580	2	2	**181,56**
181108900NW	108	215	140	2250	2	2	**247,63**

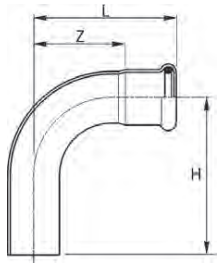

B 10 33

181/901 NW

CURVA 90° MF

- 90° ELBOW MF
- BOGEN 90° IA
- COUDE MF 90°
- CURVA 90° HM

MATERIAL: AISI 304L – 1.4307
O-RING: EPDM nero - black - Schwarz - noir - negro

CODE	De mm	L mm	H mm	Z mm	g			€
181076901NW	76,1	150	165	95	1150	2	2	**153,53**
181088901NW	88,9	174	190	114	1580	2	2	**186,73**
181108901NW	108	215	238	140	2250	2	2	**254,72**

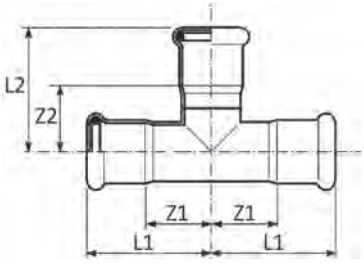

B 10 33

182 NW

"T"

- EQUAL TEE
- T-STÜCK
- TÉ ÉGAL
- TE IGUAL HHH

MATERIAL: AISI 304L – 1.4307
O-RING: EPDM nero - black - Schwarz - noir - negro

CODE	De mm	L1 mm	L2 mm	Z1 mm	Z2 mm	g			€
182076000NW	76,1	108	118	53	63	1275	2	2	**308,14**
182088000NW	88,9	132	131	72	71	1535	2	2	**337,41**
182108000NW	108	155	160	80	85	2115	2	2	**415,88**

B 10 33

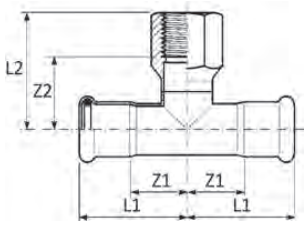

189 NW

"T" CON DERIVAZIONE FILETTO F

- BRANCH TEE FEMALE BSP OUTLET
- T-STÜCK MIT ABGANG IG
- TÉ MIXTE AVEC FILETAGE F
- TE HEMBRA ROSCADA

MATERIAL: AISI 304L – 1.4307
O-RING: EPDM nero - black - Schwarz - noir - negro
THREAD: EN 10226-1 (ex ISO 7/1)

CODE	De x Rp x De mm x inch x mm	L1 mm	L2 mm	Z1 mm	Z2 mm	g			€
189304076NW	76,1 x 3/4" x 76,1	108	77	53	60	1040	2	2	**269,71**
189200076NW	76,1 x 2" x 76,1	108	93	53	67	1495	2	2	**294,94**
189304088NW	88,9 x 3/4" x 88,9	132	84	72	67	1255	2	2	**290,95**
189200088NW	88,9 x 2" x 88,9	132	100	72	74	1720	2	2	**306,26**
189304108NW	108 x 3/4" x 108	155	94	80	77	1700	2	2	**356,60**
189200108NW	108 x 2" x 108	155	110	80	84	2160	2	2	**378,05**

B 10 33

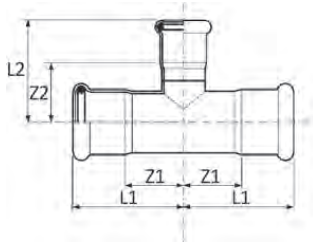

192 NW

"T" RIDOTTO

- REDUCING TEE
- T-STÜCK MIT REDUZIERTEM ABGANG
- TÉ RÉDUIT
- TE REDUCIDA HHH

MATERIAL: AISI 304L – 1.4307
O-RING: EPDM nero - black - Schwarz - noir - negro

CODE	De mm	L1 mm	L2 mm	Z1 mm	Z2 mm	g			€
192088076NW	88,9 x 76,1 x 88,9	132	125	72	70	1485	2	2	**351,33**
192108076NW	108 x 76,1 x108	155	135	80	80	1930	2	2	**376,17**
192108088NW	108 x 88,9 x108	155	144	80	81	1965	2	2	**434,52**

B 10 33

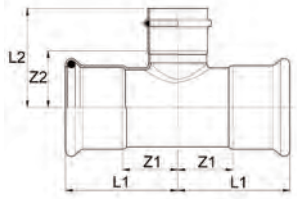

192 M_UNW

"T" RIDOTTO

- REDUCING TEE
- T-STÜCK MIT REDUZIERTEM ABGANG
- TÉ RÉDUIT
- TE REDUCIDA HHH

MATERIAL: AISI 304L – 1.4307
O-RING: EPDM nero - black - Schwarz - noir - negro

CODE	De mm	L1 mm	L2 mm	Z1 mm	Z2 mm	g			€
192076028UNW	76,1 x 28 x 76,1	108	78	53	54	964	2	2	**248,70**
192076035UNW	76,1 x 35 x 76,1	108	80,5	53	52,5	975	2	2	**267,39**
192076042UNW	76,1 x 42 x 76,1	108	90	53	54	1004	2	2	**288,49**
192076054UNW	76,1 x 54 x 76,1	108	95,5	53	54,5	1034	2	2	**307,19**
192088028UNW	88,9 x 28 x 88,9	132	95,5	72	61,5	1329	2	2	**258,04**
192088054UNW	88,9 x 54 x 88,9	132	103	72	62	1398	2	2	**314,44**
192108054UNW	108 x 54 x 108	155	112,5	80	71,5	1990	2	2	**342,28**

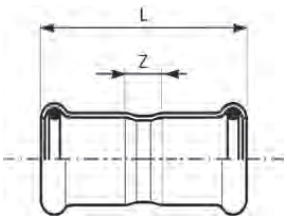

B 10 33

183/000 NW

MANICOTTO

- COUPLING
- MUFFE
- MANCHON
- MANGUITO HH

MATERIAL: AISI 304L – 1.4307
O-RING: EPDM nero - black - Schwarz - noir - negro

CODE	De mm	L mm	Z mm	g			€
183076000NW	76,1	142	32	635	4	4	**94,43**
183088000NW	88,9	166	46	765	4	4	**107,90**
183108000NW	108	203	41	1170	2	2	**137,31**

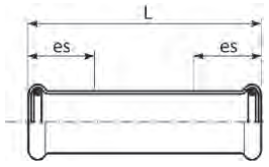

B 10 33

183/001 NW

MANICOTTO PASSANTE

- SLIP COUPLING
- SCHIEBEMUFFE
- MANCHON LONG
- MANGUITO SIN TOPE

MATERIAL: AISI 304L – 1.4307
O-RING: EPDM nero - black - Schwarz - noir - negro

CODE	De mm	L mm	es mm	g			€
183076001NW	76,1	230	60	940	2	2	**283,50**
183088001NW	88,9	260	70	1240	2	2	**322,18**
183108001NW	108	310	80	1835	2	2	**398,51**

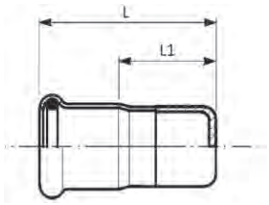

B 10 33

183/003 NW

TAPPO DI CHIUSURA

- STOP END
- VERSCHLUSSKAPPE
- BOUCHON D'OBTURATION
- TAPÓN

MATERIAL: AISI 304L – 1.4307
O-RING: EPDM nero - black - Schwarz - noir - negro

CODE	De mm	L mm	L1 mm	g			€
183076003NW	76,1	93	38	540	2	10	**64,61**
183088003NW	88,9	102	42	654	2	10	**78,32**
183108003NW	108	117	42	935	2	2	**103,09**

B 10 33

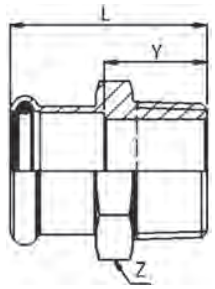

187 NW

MANICOTTO MISTO FILETTO M

- MALE ADAPTER
- ÜBERGANGSSTÜCK MIT AG
- RACCORD AVEC FILETAGE MALE
- UNIÓN MACHO

MATERIAL: AISI 304L – 1.4307
O-RING: EPDM nero - black - Schwarz - noir - negro
THREAD: EN 10226-1 (ex ISO 7/1)

CODE	De x R mm x inch	L mm	Z mm	Y mm	g			€
187212076NW	76,1 x 2"1/2	98	83	43	769	2	8	**307,58**
187300088NW	88,9 x 3"	111	98	51	1218	2	4	**459,55**
187400108NW	108 x 4"	132	118	57	1842	2	2	**529,01**

B 10 33

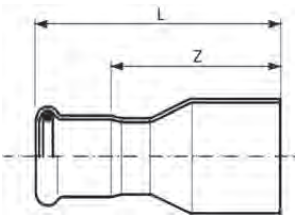

191 NW

RIDUZIONE MF

- REDUCER
- REDUZIERSTÜCK
- REDUCTION
- REDUCCIÓN MH

MATERIAL: AISI 304L – 1.4307
O-RING: EPDM nero - black - Schwarz - noir - negro

CODE	De mm	L mm	Z mm	g			€
191088076NW	88,9 x 76,1	186	131	813	4	4	**132,62**
191108076NW	108 x 76,1	209	154	1022	2	2	**136,57**
191108088NW	108 x 88,9	210	150	1107	2	2	**152,11**

B 10 33

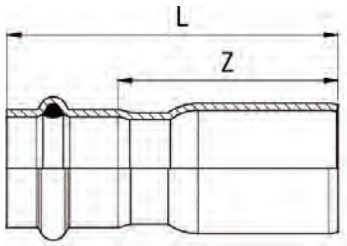

191 M_UNW

RIDUZIONE MF

- REDUCER
- REDUZIERSTÜCK
- REDUCTION
- REDUCCIÓN MH

MATERIAL: AISI 304L – 1.4307
O-RING: EPDM nero - black - Schwarz - noir - negro

CODE	De mm	L mm	Z mm	g			€
191076042UNW	76,1 x 42	155	119	482	4	4	**83,81**
191076054UNW	76,1 x 54	164	123	539	4	4	**85,67**
191088054UNW	88,9 x 54	184	146	693	4	4	**93,20**
191108054UNW	108 x 54	190	149	841	2	2	**100,44**

B 10 33

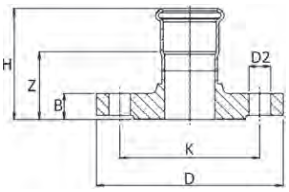

193/000 NW

MANICOTTO FLANGIATO

- ADAPTOR FLANGE
- ÜBERGANGSFLANSCH
- BRIDE DE RACCORDEMENT
- BRIDA ADAPTADOR

MATERIAL: AISI 304L – 1.4307
O-RING: EPDM nero - black - Schwarz - noir - negro

PN 16

CODE	De mm	DN flg	H mm	Z mm	B mm	D mm	D2 mm	Holes Nr.	K mm	g			€
193076000NW	76,1	65	105	50	18	185	18	4	145	3184	2	2	**366,79**
193088000NW	88,9	80	116	56	20	200	18	8	160	3950	2	2	**437,66**
193108000NW	108	100	132	57	20	220	18	8	180	4729	2	2	**520,96**

B 10 33

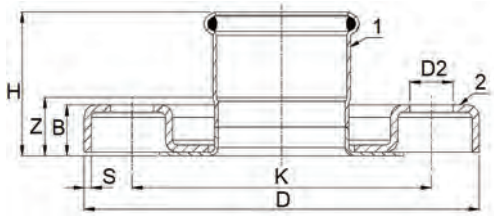

193/001 NW

MANICOTTO CON FLANGIA SCORREVOLE

- ADAPTOR LOOSE FLANGE
- UBERGANGSLOSFLANSCH
- BRIDE TOURNANTE DE RACCORDEMENT
- BRIDA LOCA CON ADAPTADOR

MATERIAL: 1 - AISI 304L – 1.4307
2 - AISI 304 – 1.4301
O-RING: EPDM nero - black - Schwarz - noir - negro

PN 10

CODE	De mm	DN flg	H mm	Z mm	B mm	D mm	D2 mm	Holes Nr.	K mm	g			€
193076001NW	76,1	65	86,5	31,5	23,5	185	18	4	145	1638	2	2	**187,67**
193088001NW	88,9	80	96	36	23,5	200	18	8	160	1879	2	2	**220,28**
193108001NW	108	100	116	41	24	220	18	8	180	2283	2	2	**243,12**

Certificazioni / Certifications

SYSTÈMES DE CANALISATIONS DE DISTRIBUTION D'EAU – SYSTÈME STEELPRES	79 -1975 - V2	Ø 15 – 108 mm
TUBE FITTINGS – STEELPRES	TAP000017J	Ø 15 – 108 mm
STEELPRES PRESSFITTING SYSTEM	POCC IT.AM05.H05079	Ø 15 – 108 mm
HORGANYZOTT ACÉL CSÖVEK ÉS PRÉSIDOMOK STEELPRES PVC BEVONATOS HORGANYZOTT ACÉL CSÖVEK	A-42/2017	Ø 15 – 108 mm
LACZNIKI ZAPRASOWYWANE ZE STALI SYSTEMU INOXPRES I STEELPRES DO LACZENIA RUR ZE STALI	ITB-KOT-2019/1222 WYDANIE 1	Ø 15 – 108 mm
RURY I ŁĄCZNIKI ZAPRASOWYWANE STEELPRES DN20 ÷ DN100 DO STAŁYCH URZĄDZEŃ GAŚNICZYCH WODNYCH	ITB-KOT-2020/1502 WYDANIE 2	Ø 22 – 108 mm
SYSTÉM OCEL'OVYCH RÚR A OCEL'OVYCH LISOVACÍCH TVAROVIEK STEELPRES	0026/104/2011	Ø 15 – 108 mm
STEELPRES, PIPING SYSTEM AND FITTING	19-GE1920311-PDA	Ø 15 – 108 mm
STEELPRES, MECHANICAL JOINTS	ML 24PTB00011	Ø 15 – 108 mm

Campi di applicazione / Fields of application

steelPRES®

Riscaldamento
Heating

Raffrescamento
Cooling

Solare termico con O-Ring FKM
Solar thermal with FKM O-Ring

BAR

Aria compressa
Compressed air

steelPRES® **O-ring EPDM**

Nero | Black | Schwarz | Noir | Negro



SCOPRI
LA GAMMA
steelPRES®
DISCOVER
THE RANGE

I prezzi dei tubi sono validi fino a nuova comunicazione.
Pipe prices are valid until new update.
Die Rohrpreise gelten bis auf weiteres .
Les prix des tubes sont valables jusqu'à nouvelle communication.
Los precios de las tuberías son válidos hasta nueva comunicación.

316/005

≤54 B 40 41
76÷108 B 40 42

ZINCATO ESTERNAMENTE

- OUTSIDE GALVANIZED
- AUSSEN VERZINKT
- GALVANISÉS EXTÉRIEUR
- GALVANIZADO EXTERIOR

NORM: EN 10305-3

Mat. Nr.: 1.0215 (E 220 CR2S4) L=6 m

CODE	Dimensions mm x mm	Ø int mm	L m	kg/m	Volume l/m	Minimum package m	Bundle m	€/m
316012005	12 x 1,2	9,6	6	0,320	0,072	150	1014	**4,83**
316015005	15 x 1,2	12,6	6	0,408	0,125	120	1014	**5,34**
316018005	18 x 1,2	15,6	6	0,497	0,191	90	1014	**5,83**
316022005	22 x 1,5	19	6	0,824	0,284	60	762	**8,91**
316028005	28 x 1,5	25	6	1,052	0,491	60	546	**11,68**
316035005	35 x 1,5	32	6	1,320	0,804	30	546	**14,93**
316042005	42 x 1,5	39	6	1,620	1,194	30	366	**17,50**
316054005	54 x 1,5	51	6	2,098	2,042	30	366	**24,33**
316076005	76,1 x 2,0	72,1	6	3,652	4,080	12	114	**52,38**
316088005	88,9 x 2,0	84,9	6	4,290	5,660	12	114	**65,04**
316108005	108 x 2,0	104	6	5,230	8,490	6	114	**79,87**

Raccomandato per impianti di riscaldamento
Recommended for heating installation
Empfehlt fuer Heizunagsanlagen
Recommandé pour installations de chauffage
Recomendado para instalaciones de calefacción

I prezzi dei tubi sono validi fino a nuova comunicazione.
Pipe prices are valid until new update.
Die Rohrpreise gelten bis auf weiteres .
Les prix des tubes sont valables jusqu'à nouvelle communication.
Los precios de las tuberías son válidos hasta nueva comunicación.

316/003

≤54 B 40 44
76÷108 B 40 45

ZINCATO ESTERNAMENTE CON RIVESTIMENTO IN PP

- OUTSIDE GALVANIZED WITH PP-COATING
- AUSSEN VERZINKT MIT PP-UMMANTELUNG
- GALVANISÉS EXTÉRIEUR AVEC REVÊTEMENT PP
- GALVANIZADO EXTERIOR, REVESTIMIENTO DE PP

NORM: EN 10305-3

Mat. Nr.: 1.0215 (E 220 CR2S4) + PP L=6 m

CODE	Dimensions mm x mm	Ø int mm	L m	kg/m	Volume l/m	Minimum package m	Bundle m	€/m
316012003	12 x 1,2	9,6	6	0,358	0,072	150	900	**8,45**
316015003	15 x 1,2	12,6	6	0,454	0,125	120	960	**9,55**
316018003	18 x 1,2	15,6	6	0,552	0,191	90	990	**10,55**
316022003	22 x 1,5	19	6	0,890	0,284	60	720	**14,73**
316028003	28 x 1,5	25	6	1,136	0,491	60	540	**18,64**
316035003	35 x 1,5	32	6	1,424	0,804	30	540	**23,97**
316042003	42 x 1,5	39	6	1,744	1,194	30	360	**27,89**
316054003	54 x 1,5	51	6	2,257	2,042	30	360	**37,85**
316076003	76,1 x 2,0	72,1	6	3,875	4,080	12	108	**75,76**
316088003	88,9 x 2,0	84,9	6	4,550	5,660	12	108	**91,68**
316108003	108 x 2,0	104	6	5,545	8,490	6	114	**111,56**

Spessore polipropilene: 1 mm
Polypropylene thickness: 1 mm
Dicken plypropylen: 1 mm
Polypropylène d'épaisseur: 1 mm
Polipropileno de espesor: 1 mm

Raccomandato per impianti di raffrescamento
Recommended for cooling installation
Empfehlt fuer Kuehlungsanlagen
Recommandé pour installations de refroidissement
Recomendado para instalaciones de refrigeracion

I prezzi dei tubi sono validi fino a nuova comunicazione.
Pipe prices are valid until new update.
Die Rohrpreise gelten bis auf weiteres .
Les prix des tubes sont valables jusqu'à nouvelle communication.
Los precios de las tuberías son válidos hasta nueva comunicación.

316/002

≤54 B 40 43
76÷108 B 40 46

ZINCATO INTERNAMENTE ED ESTERNAMENTE

- INSIDE AND OUTSIDE GALVANIZED
- INNEN UND AUSSEN VERZINKT
- GALVANISÉS INTÉRIEUR ET EXTÉRIEUR
- GALVANIZADO INTERIOR Y EXTERIOR

NORM: EN 10305-3

Mat. Nr.: 1.0031 (E 190 CR2S4) L=6 m

CODE	Dimensions mm x mm	Ø int mm	L m	kg/m	Volume l/m	Minimum package m	Bundle m	€/m
316022002	22 x 1,5	19	6	0,824	0,284	60	1770	**10,33**
316028002	28 x 1,5	25	6	1,052	0,491	60	1380	**13,50**
316035002	35 x 1,5	32	6	1,320	0,804	30	966	**17,27**
316042002	42 x 1,5	39	6	1,620	1,194	30	822	**20,26**
316054002	54 x 1,5	51	6	2,098	2,042	30	510	**28,15**
316076000	76,1 x 2,0	72,1	6	3,652	4,080	12	234	**60,19**
316088000	88,9 x 2,0	84,9	6	4,290	5,660	12	210	**74,80**
316108000	108 x 2,0	104	6	5,230	8,490	6	150	**91,88**

Solo per impianti d'aria compressa e gas inerti.
Only for compressed air and inert gases systems.
Nur für Druckluft und Inertgas.
Seulement pour les systèmes à air comprimé et à gaz inertes.
Sólo para sistemas de aire comprimido y gases inertes.

Y 20 21

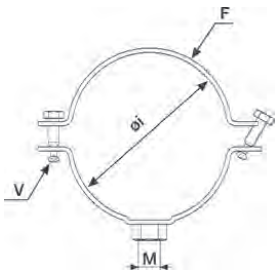

351

COLLARE PER TUBO STEELPRES

- CLAMP FOR STEELPRES PIPE
- ROHRSCHELLE FÜR STEELPRES ROHR
- COLLIER POUR TUBE STEELPRES
- ABRAZADERA PARA TUBO STEELPRES

MATERIAL: St. W 24
NOTE: dado saldato con puntatura elettrica
spot welded nut

CODE		DN mm	F lg x sp mm	V mm	g			€
351150001	**	15	20 x 2,5	M 6 x 20	60	2	50*	**3,85**
351308000		18	20 x 2,5	M 6 x 20	63	2	100*	**1,26**
351102000		22	20 x 2,5	M 6 x 20	65	2	100*	**1,19**
351304000		28	20 x 2,5	M 6 x 25	69	2	100*	**1,23**
351100000		35	20 x 2,5	M 6 x 25	78	2	100*	**1,25**
351114000		42	20 x 2,5	M 6 x 25	89	2	50*	**1,42**
351054000		54	20 x 2,5	M 6 x 25	100	2	50*	**1,56**
351212000		76,1	30 x 2,5	M 6 x 25	187	2	20*	**3,27**
351300000		88,9	30 x 2,5	M 6 x 25	215	2	20*	**3,44**
351108000		108	30 x 2,5	M 6 x 25	232	2	20*	**3,91**

(*) unità minima di vendita / minimum selling quantity
(**) Art. 351150001 Rivestimento in gomma – With rubber gasket – Mit Gummieinlage – Isophonique – Junta de goma (famiglia / family Y 20 25)

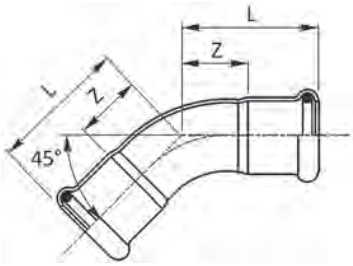

381/450

≤54 B 20 21
76÷108 B 20 22

CURVA 45° FF

- 45° ELBOW FF
- BOGEN 45° II
- COUDE FF 45°
- CURVA 45° HH

MATERIAL: E 195 - 1.0034
O-RING: EPDM nero - black - Schwarz - noir - negro

CODE	De mm	L mm	Z mm	g			€
381015450	15	27,5	7,5	37	20	400	**5,09**
381018450	18	29,5	9,5	45	20	300	**5,50**
381022450	22	32	11	59	20	200	**5,70**
381028450	28	37	14	87	10	100	**7,73**
381035450	35	43	17	124	10	60	**14,69**
381042450	42	51	21	175	4	40	**18,61**
381054450	54	62	30	282	2	20	**21,78**
381076450	76,1	131,5	76,5	910	2	2	**66,33**
381088450	88,9	144	84	1125	2	2	**95,94**
381108450	108	169	94	1620	2	2	**118,45**

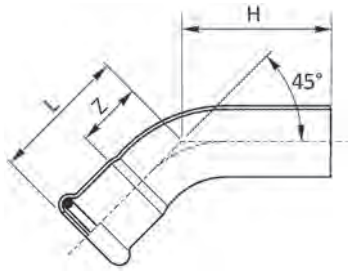

381/451

≤54 B 20 21
76÷108 B 20 22

CURVA 45° MF

- 45° ELBOW MF
- BOGEN 45° IA
- COUDE MF 45°
- CURVA 45° HM

MATERIAL: E 195 - 1.0034
O-RING: EPDM nero - black - Schwarz - noir - negro

CODE	De mm	L mm	H mm	Z mm	g			€
381015451	15	27,5	36	7,5	39	20	400	**5,09**
381018451	18	29,5	38	9,5	46	20	300	**5,28**
381022451	22	32	42	11	60	20	200	**5,52**
381028451	28	37	46	14	88	10	100	**8,07**
381035451	35	43	57	17	135	10	60	**14,44**
381042451	42	51	72	21	196	4	40	**18,41**
381054451	54	62	82	26	300	2	20	**21,59**
381076451	76,1	131,5	149	76,5	870	2	2	**63,56**
381088451	88,9	144	159	84	1365	2	2	**93,08**
381108451	108	169	199	94	1922	2	2	**118,07**

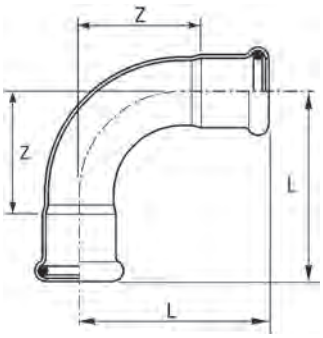

381/900

≤54 B 20 21
76÷108 B 20 22

CURVA 90° FF

- 90° ELBOW FF
- BOGEN 90° II
- COUDE FF 90°
- CURVA 90° HH

MATERIAL: E 195 - 1.0034
O-RING: EPDM nero - black - Schwarz - noir - negro

CODE	De mm	L mm	Z mm	g			€
381012900	12	42	24	42	20	400	5,16
381015900	15	38	18	44	20	400	4,38
381018900	18	41,5	21,5	55	20	300	4,71
381022900	22	47	26	73	10	150	5,42
381028900	28	56	33	109	10	100	7,41
381035900	35	68	42	156	5	50	16,03
381042900	42	80	50	231	2	30	26,50
381054900	54	100	64	369	2	18	31,54
381076900	76,1	160	105	1150	2	2	68,71
381088900	88,9	182	122	1560	2	2	94,74
381108900	108	220	145	2250	2	2	127,93

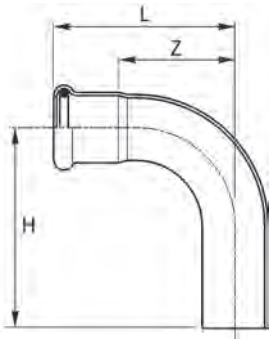



381/901

≤54 B 20 21
76÷108 B 20 22

CURVA 90° MF

- 90° ELBOW MF
- BOGEN 90° IA
- COUDE MF 90°
- CURVA 90° HM

MATERIAL: E 195 - 1.0034
O-RING: EPDM nero - black - Schwarz - noir - negro

CODE	De mm	L mm	H mm	Z mm	g			€
381012901	12	42	48	24	46	20	400	5,63
381015901	15	38	48	18	44	20	400	4,78
381018901	18	41,5	48,5	21,5	56	20	300	5,14
381022901	22	47	57	26	77	10	150	5,91
381028901	28	56	64	33	113	10	100	7,33
381035901	35	68	82	42	174	5	50	16,03
381042901	42	80	101	50	235	2	30	27,19
381054901	54	100	120	64	385	2	18	32,38
381076901	76,1	160	180	105	1155	2	2	64,68
381088901	88,9	182	197	122	1585	2	2	102,18
381108901	108	220	236	145	2155	2	2	124,86

B 20 21

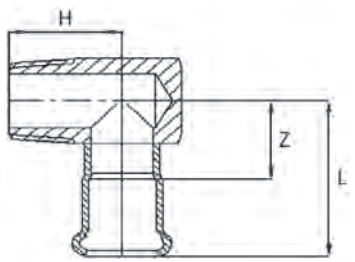

385

GOMITO MISTO 90° FILETTO M

- ELBOW ADAPTER 90° WITH MALE THREAD
- ÜBERGANGSWINKEL 90° AG
- EQUERRE 90° AVEC FILETAGE M
- CODO MACHO

MATERIAL: E 195 - 1.0034
O-RING: EPDM nero - black - Schwarz - noir - negro
THREAD: EN 10226-1 (ex ISO 7/1)

CODE	De x R mm x inch	L mm	H mm	Z mm	g			€
385308015	15 x 3/8"	36	21	16	90	20	200	15,37
385102015	15 x 1/2"	37	26	17	94	20	200	15,93
385102018	18 x 1/2"	37	26	17	105	10	100	17,26
385304022	22 x 3/4"	41	29	20	149	10	100	20,66

B 20 21

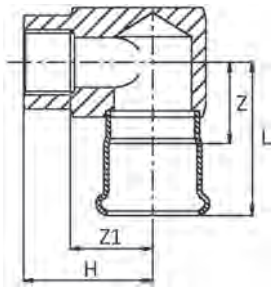



398

GOMITO MISTO 90° FILETTO F

- ELBOW ADAPTER 90° WITH FEMALE THREAD
- ÜBERGANGSWINKEL 90° IG
- EQUERRE 90° AVEC FILETAGE F
- CODO HEMBRA

MATERIAL: E 195 - 1.0034
O-RING: EPDM nero - black - Schwarz - noir - negro
THREAD: EN 10226-1 (ex ISO 7/1)

CODE	De x Rp mm x inch	L mm	H mm	Z mm	Z1 mm	g			€
398304022	22 x 3/4"	46	44	25	27	270	10	50	30,15
398102028	28 x 1/2"	49	42	26	27	300	10	50	30,60
398304028	28 x 3/4"	49	47	26	30	330	10	50	30,60

B 20 21

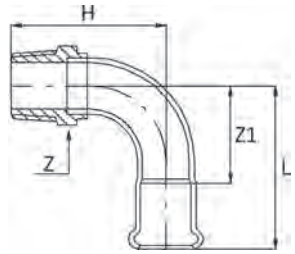

397

CURVA FILETTATA 90° FILETTO M

- 90° ELBOW MALE BSP
- BOGEN 90° MIT AG
- COUDE 90° AVEC FILETAGE M
- CODO A 90° MH

MATERIAL: E 195 - 1.0034
O-RING: EPDM nero - black - Schwarz - noir - negro
THREAD: EN 10226-1 (ex ISO 7/1)

CODE	De x R mm x inch	L mm	H mm	Z mm	Z1 mm	g			€
397308012	12 x 3/8"	34,5	37	22	24	42	20	300	14,26
397308015	15 x 3/8"	50	47,5	21	30	65	20	300	13,10
397102015	15 x 1/2"	50	47	21	30	77	20	300	14,56
397102018	18 x 1/2"	54	52	24	34	92	20	200	14,77
397304022	22 x 3/4"	60	62	30	39	135	10	100	18,20
397100028	28 x 1"	73	74	36	50	208	10	50	22,77
397114035	35 x 1"1/4	68	80	46	42	262	5	40	37,19
397112042	42 x 1"1/2	80	98	60	50	413	2	20	57,22
397200054	54 x 2"	100	131,5	65	65	482	2	12	82,52

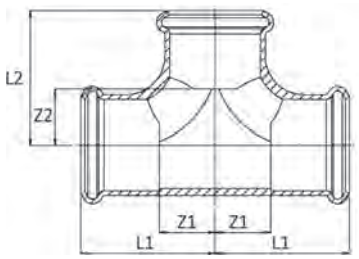

382

“T”

- EQUAL TEE
- T-STÜCK
- TÉ ÉGAL
- TE IGUAL HHH

MATERIAL: E 195 - 1.0034
O-RING: EPDM nero - black - Schwarz - noir - negro

≤54 B 20 21
76÷108 B 20 22

CODE	De mm	L1 mm	L2 mm	Z1 mm	Z2 mm	g			€
382012000	12	28	35	10	17	48	20	200	11,69
382015000*	15	32	32	10,5	10,5	72	20	200	10,99
382018000*	18	34	34	12,5	12,5	85	20	100	11,61
382022000*	22	37	37	14,5	14,5	116	20	100	12,11
382028000*	28	42	42	17, 5	17,5	173	10	50	15,47
382035000*	35	50	50	22, 5	22,5	240	4	32	22,98
382042000*	42	57	57	25,5	25,5	337	4	20	33,42
382054000*	54	69	69	32,5	32,5	473	2	12	40,03
382076000	76,1	108	118	52	63	1275	2	2	148,15
382088000	88,9	132	131	72	71	1535	2	2	170,15
382108000	108	155	160	80	85	2115	2	2	215,00

(*) idroformato - hydroformed - hydrogeformt - hydroformé - hidroformado

steelPRES®

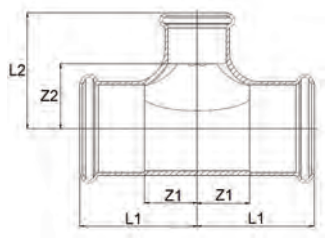

392

≤54 B 20 21
76÷108 B 20 22

"T" RIDOTTO

- REDUCING TEE
- T-STÜCK MIT REDUZIERTEM ABGANG
- TÉ RÉDUIT
- TE REDUCIDA HHH

MATERIAL: E 195 - 1.0034
O-RING: EPDM nero - black - Schwarz - noir - negro

CODE	De mm	L1 mm	L2 mm	Z1 mm	Z2 mm	g			€
392015012	15 x 12 x 15	37	33	16	15	64	20	100	12,84
392018012	18 x 12 x 18	40	34	19	16	72	20	100	12,97
392018015*	18 x 15 x 18	34	35	12,5	13,5	83	20	100	12,68
392022012	22 x 12 x 22	41	36	18	18	94	10	100	17,01
392022015*	22 x 15 x 22	37	38	14,5	16,5	110	10	100	13,49
392022018*	22 x 18 x 22	37	38	14,5	16	112	10	100	13,80
392028015*	28 x 15 x 28	42	40,5	17,5	19	146	10	50	17,44
392028018*	28 x 18 x 28	42	40,5	17,5	19	150	10	50	18,05
392028022*	28 x 22 x 28	42	41	17,5	20	155	10	50	18,60
392035015	35 x 15 x 35	50	44	24	24	205	5	50	23,99
392035018*	35 x 18 x 35	50	44	24	24	191	5	50	25,69
392035022*	35 x 22 x 35	50	44	22,5	23	207	5	50	26,19
392035028*	35 x 28 x 35	50	44	22,5	19,5	213	5	35	26,49
392042022*	42 x 22 x 42	57	53	25,5	30,5	285	4	20	32,83
392042028*	42 x 28 x 42	57	56	25,5	38	295	4	20	33,68
392042035*	42 x 35 x 42	57	61	25,5	33,5	311	4	20	35,01
392054022*	54 x 22 x 54	69	59	32,5	36,5	420	2	16	39,07
392054028*	54 x 28 x 54	69	64	32,5	39,5	432	2	16	39,90
392054035*	54 x 35 x 54	69	67	32,5	39,5	443	2	16	40,90
392054042*	54 x 42 x 54	69	70	32,5	38,5	461	2	16	43,36
392076022	76,1 x 22 x 76,1	108	74	52	53	995	2	2	134,77
392076028	76,1 x 28 x 76,1	108	77	52	54	1015	2	2	136,43
392076035	76,1 x 35 x 76,1	108	80	52	54	1025	2	2	139,34
392076042	76,1 x 42 x 76,1	108	84	52	54	1045	2	2	142,24
392076054	76,1 x 54 x 76,1	108	91	52	55	1065	2	2	143,79
NEW 392088018	88,9 x 18 x 88,9	132	80	72	60	1279	2	2	147,83
392088028	88,9 x 28 x 88,9	132	84	72	61	1365	2	2	148,02
392088035	88,9 x 35 x 88,9	132	88	72	62	1395	2	2	150,97
392088042	88,9 x 42 x 88,9	132	91	72	61	1425	2	2	156,75
392088054	88,9 x 54 x 88,9	132	98	72	63	1455	2	2	162,57
392088076	88,9 x 76,1 x 88,9	132	125	72	70	1485	2	2	169,08
392108028	108 x 28 x 108	155	94	80	71	1815	2	2	181,46
392108035	108 x 35 x 108	155	97	80	71	1845	2	2	185,80
392108042	108 x 42 x 108	155	101	80	71	1875	2	2	188,69
392108054	108 x 54 x 108	155	108	80	72	1905	2	2	191,60
392108076	108 x 76,1 x 108	155	135	80	80	1935	2	2	197,40
392108088	108 x 88,9 x 108	155	144	80	84	1965	2	2	211,32

(*) idroformato - hydroformed - hydrogeformt - hydroformé - hidroformado

B 20 21

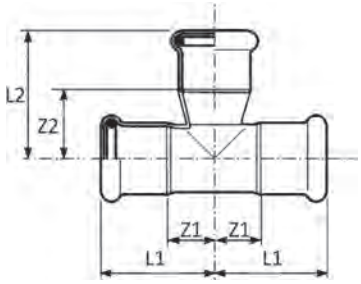

392/A

TEE ALLARGATO

- TEE OVERSIZE BRANCH
- T-STÜCK MIT ERWEITERTEM ABGANG
- TÉ AVEC SORTIE ÉVASÉE
- TE CON SALIDA ENSANCHADA

MATERIAL: E 195 - 1.0034
O-RING: EPDM nero - black - Schwarz - noir - negro

CODE	De mm	L1 mm	L2 mm	Z1 mm	Z2 mm	g			€
392012015	12 x 15 x 12	28	38	10	17	52	20	100	20,16
392015018	15 x 18 x 15	37	36	16	15	71	20	100	21,76
392015022	15 x 22 x 15	37	42	16	19	84	10	100	24,32
392018022	18 x 22 x 18	40	45	19	22	97	10	100	24,76
392022028	22 x 28 x 22	41	45	18	21	123	10	50	25,76

≤54 B 20 21
76÷108 B 20 22

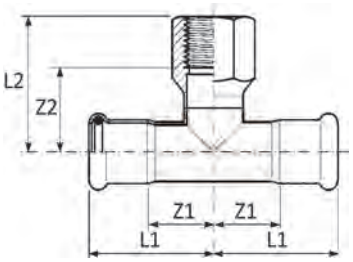

389

"T" CON DERIVAZIONE FILETTO F

- BRANCH TEE FEMALE BSP OUTLET
- T-STÜCK MIT ABGANG IG
- TÉ MIXTE AVEC FILETAGE F
- TE HEMBRA ROSCADA

MATERIAL: E 195 - 1.0034
O-RING: EPDM nero - black - Schwarz - noir - negro
THREAD: EN 10226-1 (ex ISO 7/1)

CODE	De x Rp x De mm x inch x mm	L1 mm	L2 mm	Z1 mm	Z2 mm	g			€
389102015	15 x 1/2" x 15	34,5	36	14	21	72	20	100	14,02
389102018	18 x 1/2" x 18	36,5	38	16	23	91	20	100	14,32
389102022	22 x 1/2" x 22	39	39	18	24	128	10	100	14,85
389304022	22 x 3/4" x 22	39	44	18	28	133	10	100	18,87
389102028	28 x 1/2" x 28	44	42	21	27	158	10	50	17,60
389304028	28 x 3/4" x 28	44	47	21	30	161	10	50	19,30
389100028	28 x 1" x 28	44	52,5	21	34	246	5	50	24,90
389102035	35 x 1/2" x 35	51	45	25	30	200	5	50	22,01
389304035	35 x 3/4" x 35	51	50	25	34	191	5	40	29,06
389100035	35 x 1" x 35	51	56	25	37	250	5	40	31,11
389102042	42 x 1/2" x 42	59	49	28	34	255	4	32	33,00
389304042	42 x 3/4" x 42	59	54	28	37	255	4	32	38,59
389102054	54 x 1/2" x 54	70	56	34	41	300	2	14	38,18
389304054	54 x 3/4" x 54	70	61	34	45	353	2	14	40,59
389100054	54 x 1" x 54	70	56	34	41	441	2	14	60,27
389102076	76,1 x 1/2" x 76,1	108	68	52	53	1040	2	2	175,76
389304076	76,1 x 3/4" x 76,1	108	77	52	60	1040	2	2	180,81
389102088	88,9 x 1/2" x 88,9	132	76	72	61	1255	2	2	192,14
389304088	88,9 x 3/4" x 88,9	132	84	72	68	1255	2	2	197,25
389102108	108 x 1/2" x 108	155	85	74	70	1700	2	2	239,02
389304108	108 x 3/4" x 108	155	94	74	77	1700	2	2	246,53

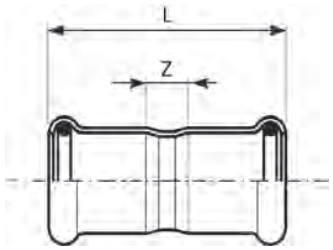

383/000

≤54 B 20 21
76÷108 B 20 22

MANICOTTO

- COUPLING
- MUFFE
- MANCHON
- MANGUITO HH

MATERIAL: E 195 - 1.0034
O-RING: EPDM nero - black - Schwarz - noir - negro

CODE	De mm	L mm	Z mm	g			€
383012000	12	42	6	25	20	500	4,09
383015000	15	49	9	33	20	500	3,20
383018000	18	50	10	40	20	300	3,37
383022000	22	53	11	52	20	200	3,74
383028000	28	56	10	69	10	150	4,55
383035000	35	63	10	90	10	100	7,54
383042000	42	72	12	127	4	60	10,21
383054000	54	83	13	189	2	24	12,16
383076000	76,1	142	32	635	4	4	37,89
383088000	88,9	166	46	765	4	4	47,68
383108000	108	203	41	1170	2	2	63,55

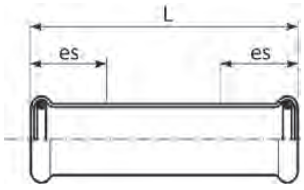

383/001

≤54 B 20 21
76÷108 B 20 22

MANICOTTO PASSANTE

- SLIP COUPLING
- SCHIEBEMUFFE
- MANCHON LONG
- MANGUITO SIN TOPE

MATERIAL: E 195 - 1.0034
O-RING: EPDM nero - black - Schwarz - noir - negro

CODE	De mm	L mm	es mm	g			€
383012001	12	56	22	42	20	500	5,05
383015001	15	81	25	55	20	200	4,53
383018001	18	81	25	59	20	200	5,09
383022001	22	84,5	25	81	20	100	5,42
383028001	28	92	30	111	10	100	6,68
383035001	35	102,5	30	150	10	50	14,11
383042001	42	117,5	40	213	4	40	16,55
383054001	54	139	40	314	4	20	18,72
383076001	76,1	230	60	940	2	2	58,68
383088001	88,9	260	70	1240	2	2	78,48
383108001	108	310	80	1835	2	2	84,69

B 20 21

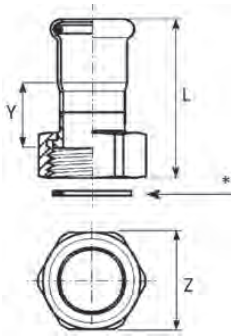



383/002

MANICOTTO CON DADO FOLLE

- VALVE CONNECTOR
- ANSCHLUSSVERSCHRAUBUNG
- RACCORD ÉCROU LIBRE
- RÁCOR DOS PIEZAS

MATERIAL: E 195 - 1.0034
O-RING: EPDM nero - black - Schwarz - noir - negro
GASKET: (*): EPDM nero - black - Schwarz - noir - negro
THREAD: ISO 228/1 (ex DIN 259)

CODE	De x G mm x inch	L mm	Z mm	Y mm	Gasket mm	g			€
383015002	15 x 3/4"	37	30	10	24x14 thk 2,5	60	10	250	12,69
383018002	18 x 3/4"	37	30	10	24x14 thk 2,5	68	10	250	13,08
383022012	22 x 3/4"	54	30	25	24x14 thk 2,5	103	10	200	14,38
383022002	22 x 1"	40	36	10	30x20 thk 2,5	86	10	200	13,98
383022022	22 x 1"1/2	42,5	55	14	44,5x30 thk 2,5	305	10	80	14,16
383028012	28 x 1"	58	36	27	30x20 thk 2,5	142	10	150	19,05
383028002	28 x 1"1/4	47	46	14	39x27 thk 2,5	136	10	150	18,99
383028022	28 x 1"1/2	48	55	14	44,5x30 thk 2,5	300	10	60	20,21
383035012	35 x 1"1/4	67	46	32	39x27 thk 2,5	237	4	60	25,31
383035002	35 x 1"1/2	52	55	14	44,5x30 thk 2,5	292	4	60	25,31
383042022	42 x 1"1/2	77	55	35	44,5x30 thk 2,5	422	2	40	35,93
383042002	42 x 1"3/4	55	60	14	50,5x38 thk 2,5	360	2	60	35,93
383042012	42 x 2"	56	65	14,5	56x42 thk 2,5	310	2	40	35,93
383054012	54 x 2"	83	65	36,5	56x42 thk 2,5	475	2	30	50,58
383054002	54 x 2"3/8	60	75	15	65,5x45 thk 3	442	2	40	50,79
383054022	54 x 2"1/2	65,5	81	16	71,5x53 thk 3	537	2	24	61,51

≤54 B 20 21
76÷108 B 20 22

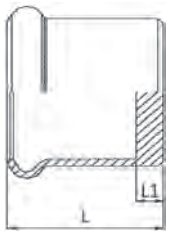



383/003

TAPPO DI CHIUSURA

- STOP END
- VERSCHLUSSKAPPE
- BOUCHON D'OBTURATION
- TAPÓN

MATERIAL: E 195 - 1.0034
O-RING: EPDM nero - black - Schwarz - noir - negro

CODE	De mm	L mm	L1 mm	g			€
383012003	12	30	13	21	20	500	7,70
383015003	15	26	5	28	20	500	6,44
383018003	18	26	5	30	10	300	6,91
383022003	22	27	5	40	10	200	7,60
383028003	28	29	5	57	10	150	10,14
383035003	35	32	5	80	5	100	12,21
383042003	42	36	5	115	4	80	18,92
383054003	54	41	5	177	4	40	23,03
383076003	76,1	78	6	540	2	10	46,14
383088003	88,9	88	6	730	2	10	56,86
383108003	108	102	6	935	2	2	79,42

B 20 21

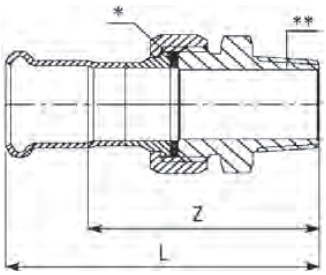

384/000

BOCCHETTONE SEDE PIANA FILETTO M

- STRAIGHT MALE UNION CONNECTOR
- DURCHGANGSVERSCHRAUBUNG MIT AUSSENGEWINDE
- RACCORD UNION FILETÉ
- RÁCOR 3 PIEZAS ROSCADO MACHO

MATERIAL: E 195 - 1.0034
FITTING: (**): ottone - brass - Messing - laiton - latón
O-RING: EPDM nero - black - Schwarz - noir - negro
GASKET: (*): EPDM nero - black - Schwarz - noir - negro
THREAD: EN 10226-1 (ex ISO 7/1)

CODE	De x R mm x inch	L mm	Z mm	Gasket mm	g			€
384015000	15 x 1/2"	64	44	24x14 thk 2,5	146	2	120	**25,23**
384018000	18 x 1/2"	64	44	24x14 thk 2,5	176	2	120	**29,24**
384022000	22 x 3/4"	69	46	30x20 thk 2,5	202	2	100	**33,77**
384028000	28 x 1"	80	56	39x27 thk 2,5	468	2	60	**35,78**
384035000	35 x 1"1/4	89	62	44,5x30 thk 2,5	618	2	40	**49,41**
384042000	42 x 1"1/2	93	61	50,5x38 thk 2,5	824	2	30	**75,50**
384054000	54 x 2"	104	66	65,5x45 thk 3	1178	2	20	**171,74**

B 20 21

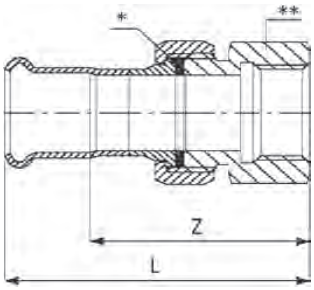



384/001

BOCCHETTONE SEDE PIANA FILETTO F

- STRAIGHT FEMALE UNION CONNECTOR
- DURCHGANGSVERSCHRAUBUNG MIT INNENGEWINDE
- RACCORD UNION TARAUDÉ
- RÁCOR 3 PIEZAS HEMBRA

MATERIAL: E 195 - 1.0034
FITTING: (**): ottone - brass - Messing - laiton - latón
O-RING: EPDM nero - black - Schwarz - noir - negro
GASKET: (*): EPDM nero - black - Schwarz - noir - negro
THREAD: EN 10226-1 (ex ISO 7/1)

CODE	De x Rp mm x inch	L mm	Z mm	Gasket mm	g			€
384015001	15 x 1/2"	59	38	24x14 thk 2,5	138	2	120	**28,76**
384018001	18 x 1/2"	59	38	24x14 thk 2,5	140	2	120	**30,00**
384022001	22 x 3/4"	64	41	30x20 thk 2,5	209	2	100	**34,99**
384028001	28 x 1"	73	49	39x27 thk 2,5	450	2	60	**49,77**
384035001	35 x 1"1/4	81	54	44,5x30 thk 2,5	600	2	40	**64,53**
384042001	42 x 1"1/2	85	53	50,5x38 thk 2,5	621	2	30	**95,46**
384054001	54 x 2"	102	66	65,5x45 thk 3	1189	2	20	**121,04**

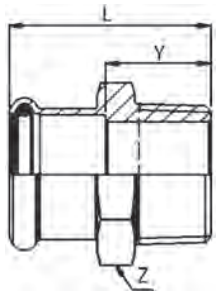

387

≤54 B 20 21
76÷108 B 20 22

MANICOTTO MISTO FILETTO M

- MALE ADAPTER
- ÜBERGANGSSTÜCK MIT AG
- RACCORD AVEC FILETAGE MALE
- UNIÓN MACHO

MATERIAL: E 195 - 1.0034
O-RING: EPDM nero - black - Schwarz - noir - negro
THREAD: EN 10226-1 (ex ISO 7/1)

CODE	De x R mm x inch	L mm	Z mm	Y mm	g			€
387308012	12 x 3/8"	38	19	21	41	20	300	**9,06**
387308015	15 x 3/8"	41	24	21	58	20	400	**9,11**
387102015	15 x 1/2"	44	24	24	65	20	300	**9,11**
387304015	15 x 3/4"	44	27	24	78	10	200	**9,34**
387102018	18 x 1/2"	44	27	24	72	20	300	**9,38**
387304018	18 x 3/4"	45	30	25	107	10	200	**10,99**
387102022	22 x 1/2"	42	32	21	60	10	200	**10,50**
387304022	22 x 3/4"	45	32	25	93	10	200	**10,51**
387100022	22 x 1"	46	36	25	154	10	100	**11,80**
387304028	28 x 3/4"	47	38	24	114	10	100	**12,75**
387100028	28 x 1"	48	38	25	116	10	100	**13,13**
387114028	28 x 1"1/4	52	46	29	195	5	50	**14,19**
387100035	35 x 1"	52	46	25	169	5	50	**16,59**
387114035	35 x 1"1/4	56	46	29	205	5	50	**16,94**
387112035	35 x 1"1/2	55	50	28	220	5	50	**17,97**
387112042	42 x 1"1/2	63	55	33	250	4	40	**19,29**
387200054	54 x 2"	72	65	36	356	4	32	**30,53**
387212076	76,1 x 2"1/2	98	83	43	752	2	8	**130,76**
387300088	88,9 x 3"	111	98	51	1191	2	4	**195,61**
387400108	108 x 4"	132	118	57	1802	2	2	**212,95**

B 20 21

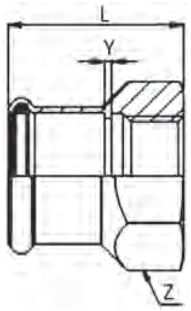

390

MANICOTTO MISTO FILETTO F

- FEMALE ADAPTER
- ÜBERGANGSSTÜCK MIT IG
- RACCORD AVEC FILETAGE FEMELLE
- UNIÓN HEMBRA

MATERIAL: E 195 - 1.0034
O-RING: EPDM nero - black - Schwarz - noir - negro
THREAD: EN 10226-1 (ex ISO 7/1)

CODE	De x Rp mm x inch	L mm	Z mm	Y mm	g			€
390102012	12 x 1/2"	36	27	3	55	20	300	**13,31**
390308015	15 x 3/8"	35	24	2	48	20	300	**9,12**
390102015	15 x 1/2"	38	27	2	60	20	300	**9,12**
390304015	15 x 3/4"	39	32	2	78	10	200	**9,37**
390102018	18 x 1/2"	38	27	2	60	20	300	**9,37**
390304018	18 x 3/4"	39	32	2	78	10	200	**11,24**
390102022	22 x 1/2"	39	32	2	96	10	200	**11,49**
390304022	22 x 3/4"	40	32	2	81	10	150	**11,66**
390100022	22 x 1"	43	41	2	147	10	100	**13,16**
390102028	28 x 1/2"	41	38	2	155	10	100	**12,29**
390304028	28 x 3/4"	42	38	2	132	10	100	**13,52**
390100028	28 x 1"	45	41	2	147	10	100	**13,52**
390100035	35 x 1"	51	46	2	218	5	50	**14,93**
390114035	35 x 1"1/4	52	46	2	154	5	50	**15,76**
390112042	42 x 1"1/2	56	55	2	245	4	40	**17,27**
390200054	54 x 2"	65	65	2	329	4	32	**28,90**

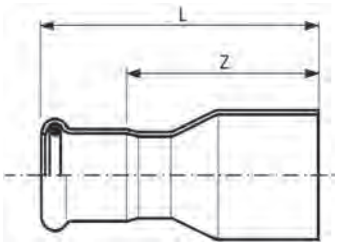

≤54 B 20 21
76÷108 B 20 22

391

RIDUZIONE MF

- REDUCER
- REDUZIERSTÜCK
- REDUCTION
- REDUCCIÓN MH

MATERIAL: E 195 - 1.0034
O-RING: EPDM nero - black - Schwarz - noir - negro

CODE	De mm	L mm	Z mm	g			€
391015012	15 x 12	51	33	29	20	500	5,01
391018012	18 x 12	53	35	32	20	500	5,01
391018015	18 x 15	57	37	36	20	500	4,75
391022012	22 x 12	60	42	41	20	300	5,49
391022015	22 x 15	64	44	45	20	300	4,75
391022018	22 x 18	60	40	48	20	300	5,13
391028015	28 x 15	76,5	56,5	50	20	200	8,75
391028018	28 x 18	68	48	62	20	200	7,52
391028022	28 x 22	65	42,5	59	20	200	4,67
391035022	35 x 22	70	49	89	10	100	6,39
391035028	35 x 28	71	48	91	10	100	5,46
391042022	42 x 22	97	76	120	4	80	22,09
391042028	42 x 28	93	70	127	4	80	22,09
391042035	42 x 35	81	55	130	4	40	19,02
391054022	54 x 22	104	83	192	4	40	39,26
391054028	54 x 28	108,5	85,5	155	4	40	39,26
391054035	54 x 35	108	82	189	4	40	34,47
391054042	54 x 42	97,5	67,5	205	4	32	21,45
391076042	76,1 x 42	157	127	506	4	4	58,24
391076054	76,1 x 54	159	124	517	4	4	53,77
391088054	88,9 x 54	179	143	667	4	4	69,15
391088076	88,9 x 76,1	184	129	792	4	4	81,94
391108076	108 x 76,1	203	148	983	2	2	87,67
391108088	108 x 88,9	207	147	1079	2	2	104,99

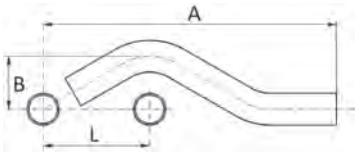

B 20 21

379

"S" DI SCAVALCAMENTO MM

- PIPE BRIDGE
- SPRUNGBOGEN
- "S" DE CHEVAUCHEMENT MALE
- "S" DE SUPERPOSICIÓN MM

MATERIAL: E 195 - 1.0034

CODE	De mm	L mm	A mm	B mm	g			€
379012000	12	55	154	35	10	10	150	6,84
379015000	15	57	158	30	14	10	150	7,35
379018000	18	60	166	31	17	10	100	8,20
379022000	22	65	179	33	29	10	50	9,83
379028000	28	73	206	36	44	10	50	11,66

B 20 21

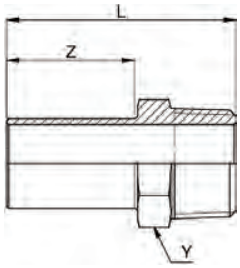

393/M

MANICOTTO CON INSERIMENTO FILETTO M

- MALE REDUCTION SOCKET
- ÜBERGANG AUSSENGEWINDE MIT EINSCHUBENDE
- MANCHON DE RÉDUCTION FILETÉ
- ADAPTADOR MACHO

MATERIAL: E 195 - 1.0034
THREAD: EN 10226-1 (ex ISO 7/1)

CODE	De x R mm x inch	L mm	Z mm	Y mm	g			€
393102115	15 x 1/2"	52	31	22	56	20	300	7,22
393102118	18 x 1/2"	52	31	22	49	20	300	7,88
393304118	18 x 3/4"	55	31	27	93	20	200	8,35
393102122	22 x 1/2"	55	32	27	68	10	200	8,91
393304122	22 x 3/4"	56	32	27	78	10	200	10,81
393100128	28 x 1"	64	37	38	141	10	100	15,61

B 20 21

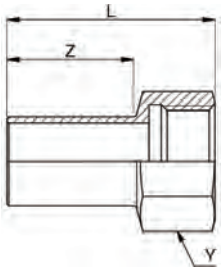

393/F

MANICOTTO CON INSERIMENTO FILETTO F

- FEMALE REDUCTION SOCKET
- ÜBERGANG INNENGEWINDE MIT EINSCHUBENDE
- MANCHON DE RÉDUCTION AVEC TARAUDAGE
- ADAPTADOR HEMBRA

MATERIAL: E 195 - 1.0034
THREAD: EN 10226-1 (ex ISO 7/1)

CODE	De x Rp mm x inch	L mm	Z mm	Y mm	g			€
393102015	15 x 1/2"	52	37	24	49	20	400	6,57
393102018	18 x 1/2"	52	37	24	50	20	400	7,10
393304018	18 x 3/4"	51	37	30	62	20	300	7,95
393102022	22 x 1/2"	52	37	24	51	20	300	8,82
393304022	22 x 3/4"	52	38	30	63	20	300	10,24

B 20 21

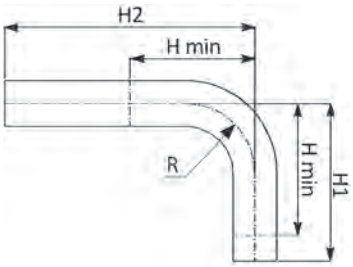

394/900

TUBO CURVO 90°

- 90° ELBOW MM
- PASSBOGEN 90°
- COUDE D'AJUSTEMENT 90°
- TUBO RICURVO 90° MM

MATERIAL: E 195 - 1.0034

CODE	De mm	H1 mm	H min mm	H2 mm	R mm	g			€
394015900	15	70	48	120	35	87	20	160	6,34
394018900	18	70	53	120	38	105	20	120	7,09
394022900	22	70	61	120	40	130	10	100	7,20
394028900	28	97	80	125	45	197	10	50	8,21
394035900	35	120	90	200	42	372	4	20	18,79
394042900	42	160	115	250	50	578	2	10	29,00
394054900	54	300	140	305	65	1114	2	4	39,51

B 20 21

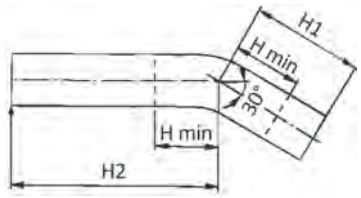

394/300

TUBO CURVO 30°

- 30° ELBOW MM
- PASSBOGEN 30°
- COUDE D'AJUSTEMENT 30°
- TUBO RICURVO 30° MM

MATERIAL: E 195 - 1.0034

CODE	De mm	H1 mm	H min mm	H2 mm	g			€
394028300	28	54	47	130	179	10	50	13,44
394035300	35	80	50	218	366	4	24	25,35
394042300	42	98	54	274	553	2	10	37,36
394054300	54	137	72	324	888	2	2	48,94

B 20 21

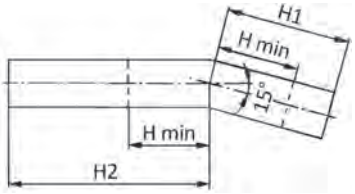

394/150

TUBO CURVO 15°

- 15° ELBOW MM
- PASSBOGEN 15°
- COUDE D'AJUSTEMENT 15°
- TUBO RICURVO 15° MM

MATERIAL: E 195 - 1.0034

CODE	De mm	H1 mm	H min mm	H2 mm	g			€
394028150	28	45	38	136	176	10	50	13,44
394035150	35	62	32	234	364	4	24	25,35
394042150	42	94	50	276	551	2	10	37,36
394054150	54	117	52	337	876	2	2	48,94

≤54 B 20 21
76÷108 B 20 22

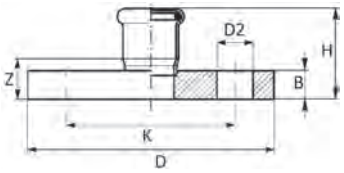

393/002

MANICOTTO FLANGIATO

- ADAPTOR FLANGE
- ÜBERGANGSFLANSCH
- BRIDE DE RACCORDEMENT
- BRIDA ADAPTADOR

MATERIAL: E 195 - 1.0034
O-RING: EPDM nero - black - Schwarz - noir - negro

PN 6

CODE	De mm	DN flg	H mm	Z mm	B mm	D mm	D2 mm	Holes Nr.	K mm	g			€
393015002	15	15	39	19	12	80	11	4	55	434	2	20	42,70
393018002	18	15	39,5	19,5	12	80	11	4	55	431	2	20	45,00
393022002	22	20	42,5	21,5	14	90	11	4	65	636	2	14	48,48
393028002	28	25	45,5	22,5	14	100	11	4	75	784	2	10	57,15
393035002	35	32	51	25,5	16	120	14	4	90	1259	2	6	65,80
393042002	42	40	55	25	16	130	14	4	100	1472	2	6	72,74
393054002	54	50	62	26	16	140	14	4	110	1657	2	4	88,33
393076002	76,1	65	100,5	45,5	14	160	14	4	130	1849	2	2	155,84
393088002	88,9	80	112	52	16	190	18	4	150	2879	2	2	176,63
393108002	108	100	128	53	16	210	18	4	170	3488	2	2	259,76

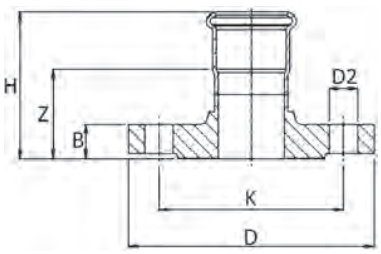



393/000

≤54 B 20 21
76÷108 B 20 22

MANICOTTO FLANGIATO

- ADAPTOR FLANGE
- ÜBERGANGSFLANSCH
- BRIDE DE RACCORDEMENT
- BRIDA ADAPTADOR

MATERIAL: E 195 - 1.0034
O-RING: EPDM nero - black - Schwarz - noir - negro

PN 16

CODE	De mm	DN flg	H mm	Z mm	B mm	D mm	D2 mm	Holes Nr.	K mm	g			€
393015000	15	15	43	23	16	95	14	4	65	578	2	20	52,11
393018000	18	15	44	24	16	95	14	4	65	572	2	20	54,06
393022000	22	20	47	26	18	105	14	4	75	754	2	14	58,76
393028000	28	25	50	27	18	115	14	4	85	1094	2	10	65,05
393035000	35	32	53	27	18	140	18	4	100	1672	2	6	81,36
393042000	42	40	57	27	18	150	18	4	110	1988	2	6	92,21
393054000	54	50	64	28	18	165	18	4	125	2666	2	4	114,25
393076000	76,1	65	104,5	49,5	18	185	18	8	145	2994	2	2	180,80
393088000	88,9	80	116	56	20	200	18	8	160	3861	2	2	213,67
393108000	108	100	132	57	20	220	18	8	180	4623	2	2	295,91

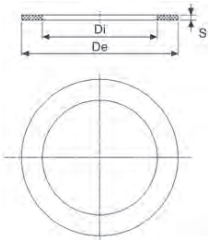



434/PN 6

R 30 30

GUARNIZIONE ECOLOGICA PER FLANGE

- GASKET FOR FLANGE
- FLANSCHDICHTUNG
- JOINT POUR BRIDE
- JUNTA ECOLÓGICA PARA BRIDA

MATERIAL: Sesalit Eco
NORM: EN 1092-1

PN 6

CODE	DN	De mm	Di mm	S mm	g		€
434015006	15 - (1/2")	44	20	2	4	10	0,78
434020006	20 - (3/4")	54	25	2	6	10	1,14
434025006	25 - (1")	64	30	2	9	10	1,59
434032006	32 - (1"1/4)	75	38	2	11	10	2,13
434040006	40 - (1"1/2)	85	45	2	14	10	2,78
434050006	50 - (2")	95	57	2	15	10	4,24
434065006	65 - (2"1/2)	115	76	2	19	10	5,83
434080006	80 - (3")	132	89	2	26	10	6,91
434100006	100 - (4")	152	108	2	29	10	8,18

R 30 30

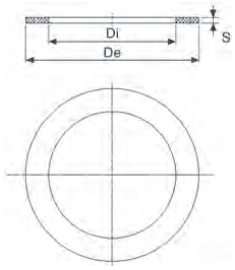



434/PN10-16

GUARNIZIONE ECOLOGICA PER FLANGE

- GASKET FOR FLANGE
- FLANSCHDICHTUNG
- JOINT POUR BRIDE
- JUNTA ECOLÓGICA PARA BRIDA

PN 10/16

MATERIAL: Sesalit Eco
NORM: EN 1092-1

CODE	DN	De mm	Di mm	S mm	g		€
434015000	15 - (1/2")	50	20	2	6	10	**0,78**
434020000	20 - (3/4")	60	25	2	8	10	**1,12**
434025000	25 - (1")	70	30	2	10	10	**1,58**
434032000	32 - (1"1/4)	82	38	2	14	10	**2,13**
434040000	40 - (1"1/2)	92	45	2	17	10	**2,78**
434050000	50 - (2")	108	57	2	22	10	**4,19**
434065000	65 - (2"1/2)	127	76	2	27	10	**5,79**
434080000	80 - (3")	142	89	2	30	10	**6,85**
434100000	100 - (4")	162	108	2	38	10	**7,86**

Sesalit ECO: fibre organiche e sintetiche legate con gomma NBR/SBR esente amianto
IMPIEGHI: Acqua calda e fredda, olii vegetali ed animali, aria, alcuni carburanti (no GAS)
LIMITI DI TEMPERATURA ORIENTATIVI
Temperatura massima per brevi esposizioni: 180°-200° C
Temperatura massima di esercizio continuo per fluidi non aggressivi: 140° C
Temperatura massima di esercizio continuo con vapore: 110° C
OMOLOGAZIONI: acqua potabile WRAS n° 1605525

Sesalit ECO: organic and synthetic fibers bonded with NBR/SBR asbestos-free
USES: hot and cold water, vegetable and animal oils, air, some fuels (no GAS)
GUIDELINE TEMPERATURE LIMITS
Maximum temperature for short exposure: 180°-200° C
Maximum operating temperature for continuous non-aggressive fluids: 140° C
Maximum temperature for continuous operation with steam: 110° C
APPROVAL: potable water WRAS n° 1605525

B 20 22

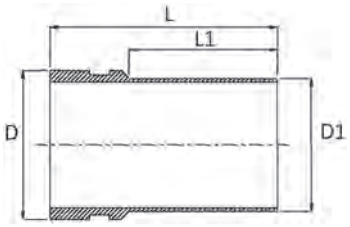

322

RACCORDO DI TRANSIZIONE STEELPRES TUBAZIONI SCANALATE A GIUNTI RAPIDI

- TRANSITION PIECE STEELPRES/COUPLINGS
- ÜBERGANG STEELPRES/KUPPLUNG
- RACORD DE PASAGE ENTRE STEELPRES ET TUBE CANNELÉ
- RÁCOR DE TRANSICIÓN STEELPRES/TUBERIA CANALADA

MATERIAL: E 275+N - 1.0225

CODE	D mm	D1 mm	L mm	L1 mm	g			€
322060042	60	42	120	69	410	1	25	**58,28**
322060054	60	54	120	80	410	1	20	**94,91**
322076054	76	54	130	76	585	1	15	**140,15**

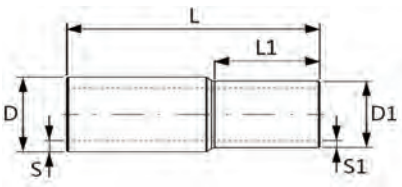

375

≤54 B 20 21
76÷108 B 20 22

GIUNTO A SALDARE SENZA ZINCATURA

- COMBINATION PIPE WELDING END (NOT GALVANIZED)
- KOMBIROHR MIT ANSCHWEISSENDE (NICHT VERZINKT)
- TUBE RÉDUIT AVEC EXTRÉMITÉ À SOUDER (NON GALVANISÉ)
- UNIÓN A SALDAR SIN ZINCADURA

MATERIAL: E 195 - 1.0034

CODE	D mm	D1 mm	S mm	S1 mm	L1 mm	L mm	g			€
375308012	17,2	12	4,1	1,5	26	120	124	10	100	**37,27**
375308015	17,2	15	2,6	1,5	30	120	89	10	100	**39,17**
375102018	21,3	18	3,15	1,5	30	120	132	10	100	**42,57**
375304022	26,9	22	3,95	1,5	34	120	216	10	100	**44,41**
375100028	33,7	28	4,35	1,5	34	120	303	5	80	**55,48**
375114035	42,4	35	5,2	1,5	40	120	423	5	50	**72,24**
375112042	48,3	42	4,65	1,5	45	120	438	5	40	**76,71**
375200054	60,3	54	4,65	1,5	50	120	537	2	24	**130,45**
375212076	76,1	76,1	3,7	2	70	120	570	2	20	**162,61**
375300088	88,9	88,9	4,1	2	75	120	692	2	12	**182,91**
375400108	114,3	108	5,2	2	90	120	842	2	8	**243,03**

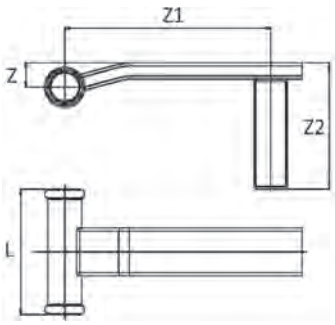

396/RAD

B 20 21

ATTACCO VERNICIATO PER RADIATORE

- PAINTED RADIATOR CONNECTOR
- HEIZUNGSANSCHLUSS LACKIERT
- CONNECTEUR PEINT DE RADIATEUR
- CONECTADOR PINTADO DEL RADIADOR

MATERIAL: E 195 - 1.0034
O-RING: EPDM nero - black - Schwarz - noir - negro

CODE	De mm	L mm	Z mm	Z1 mm	Z2 mm	g			€
396102015V	15 x 1/2"	80	16	131	81	224	1	50	**83,80**
396102018V	18 x 1/2"	80	16	131	81	236	1	50	**83,98**

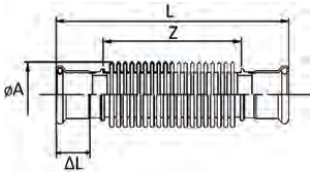

199

≤54 B 10 11
76÷108 B 10 12

COMPENSATORE DI DILATAZIONE

- EXPANSION COMPENSATOR
- WELLENKOMPENSATOR
- COMPENSATEUR D'EXPANSION
- DILATADOR

MATERIAL: AISI 316L – 1.4404
O-RING: EPDM nero - black - Schwarz - noir - negro

CODE	De mm	L mm	Z mm	A mm	g			€
199015000	15	139	71	22	80	1	100	**173,18**
199018000	18	143	74	27	108	1	80	**190,47**
199022000	22	139	68	34	130	1	80	**212,13**
199028000	28	150	73	41	155	1	40	**272,79**
199035000	35	177	90	51	251	1	24	**337,69**
199042000	42	202	107	61	440	1	16	**402,63**
199054000	54	221	113	71	550	1	12	**497,88**
199076000	76,1	278	180	87	1464	1	2	**761,13**
199088000	88,9	314	235	105	1871	1	2	**940,75**
199108000	108	388	255	131	2845	1	2	**1090,25**

Sono concessi singoli raccordi in acciaio inox inseriti in un impianto in acciaio al carbonio.
Single joints in stainless steel are accepted inside a carbon steel installations.
Einzelne Fittinge Inox in einer Carbon-Anlage sind zulassig.
Sont concedes les raccords simples inox inseres dans l'installation carbone.
Se aceptan accesorios independientes de inox / cobre / cuproniquel insertados en una instalación de acero carbono.

199 - Compensatore di dilatazione - Expansion compensator - Wellenkompensator Compensateur d'expansion - Dilatador

La corsa massima di lavoro non deve superare la corsa nominale sotto indicata / The maximum axial stroke must not exceed the nominal value below indicated
La course axiale maximum ne doit pas dépasser la course nominale indiquée ci-dessous / Der maximale Axialhub darf den unten angegebenen Nennwert nicht überschreiten / El rango máximo de trabajo no debe exceder el rango nominal abajo indicado

Code	DN	Cycles MAX	Temperature °C																			
			20°		40°		60°		80°		100°		120°		140°		160°		180°		200°	
			ΔL (mm)	P (bar)	ΔL (mm)	P (bar)	ΔL (mm)	P (bar)	ΔL (mm)	P (bar)	ΔL (mm)	P (bar)	ΔL (mm)	P (bar)	ΔL (mm)	P (bar)	ΔL (mm)	P (bar)	ΔL (mm)	P (bar)	ΔL (mm)	P (bar)
199 / 15	15		16,0		14,7		13,6		12,6		11,8		11,4		10,9		10,6		10,2		9,9	
199 / 18	18		18,0		16,6		15,3		14,2		13,3		12,8		12,3		11,9		11,5		11,2	
199 / 22	22		20,0		18,4		17,0		15,8		14,8		14,2		13,7		13,2		12,8		12,4	
199 / 28	28	800	22,0	16	20,2	14,5	18,7	13,5	17,4	12,5	16,3	12	15,6	11,5	15,0	11	14,5	10,5	14,1	10,2	13,6	9,5
199 / 35	35		26,0		23,9		22,1		20,5		19,2		18,5		17,8		17,2		16,6		16,1	
199 / 42	42		32,0		29,4		27,2		25,3		23,7		22,7		21,9		21,1		20,5		19,8	
199 / 54	54		36,0		33,1		30,6		28,4		26,6		25,6		24,6		23,8		23,0		22,3	
199 / 76	76		30,0		27,6		25,5		23,7		22,2		21,3		20,5		19,8		19,2		18,6	
199 / 88	89	500	40,0	16	36,8	14,5	34,0	13,5	31,6	12,5	29,6	12	28,4	11,5	27,3	11	26,4	10,5	25,6	10,2	24,8	9,5
199 / 108	108		50,0		46,0		42,5		39,5		37,0		35,5		34,2		33,0		32,0		31,0	

Code	DN	Cycles MAX	Temperature °C																			
			20°		40°		60°		80°		100°		120°		140°		160°		180°		200°	
			ΔL (mm)	P (bar)	ΔL (mm)	P (bar)	ΔL (mm)	P (bar)	ΔL (mm)	P (bar)	ΔL (mm)	P (bar)	ΔL (mm)	P (bar)	ΔL (mm)	P (bar)	ΔL (mm)	P (bar)	ΔL (mm)	P (bar)	ΔL (mm)	P (bar)
199 / 15	15		11,2		10,3		9,5		8,8		8,3		8,0		7,6		7,4		7,2		6,9	
199 / 18	18		12,6		11,6		10,7		10,0		9,3		8,9		8,6		8,3		8,1		7,8	
199 / 22	22		14,0		12,9		11,9		11,1		10,4		9,9		9,6		9,2		9,0		8,7	
199 / 28	28	2900	15,4	16	14,2	14,5	13,1	13,5	12,2	12,5	11,4	12	10,9	11,5	10,5	11	10,2	10,5	9,9	10,2	9,5	9,5
199 / 35	35		18,2		16,7		15,5		14,4		13,5		12,9		12,4		12,0		11,6		11,3	
199 / 42	42		22,4		20,6		19,0		17,7		16,6		15,9		15,3		14,8		14,3		13,9	
199 / 54	54		25,2		23,2		21,4		19,9		18,6		17,9		17,2		16,6		16,1		15,6	
199 / 76	76		21,0		19,3		17,9		16,6		15,5		14,9		14,3		13,9		13,4		13,0	
199 / 88	89	1800	28,0	16	25,8	14,5	23,8	13,5	22,1	12,5	20,7	12	19,9	11,5	19,1	11	18,5	10,5	17,9	10,2	17,4	9,5
199 / 108	108		35,0		32,2		29,8		27,7		25,9		24,9		23,9		23,1		22,4		21,7	

Code	DN	Cycles MAX	Temperature °C																			
			20°		40°		60°		80°		100°		120°		140°		160°		180°		200°	
			ΔL (mm)	P (bar)	ΔL (mm)	P (bar)	ΔL (mm)	P (bar)	ΔL (mm)	P (bar)	ΔL (mm)	P (bar)	ΔL (mm)	P (bar)	ΔL (mm)	P (bar)	ΔL (mm)	P (bar)	ΔL (mm)	P (bar)	ΔL (mm)	P (bar)
199 / 15	15		8,0		7,4		6,8		6,3		5,9		5,7		5,5		5,3		5,1		5,0	
199 / 18	18		9,0		8,3		7,7		7,1		6,7		6,4		6,1		5,9		5,8		5,6	
199 / 22	22		10,0		9,2		8,5		7,9		7,4		7,1		6,8		6,6		6,4		6,2	
199 / 28	28	12000	11,0	16	10,1	14,5	9,4	13,5	8,7	12,5	8,1	12	7,8	11,5	7,5	11	7,3	10,5	7,0	10,2	6,8	9,5
199 / 35	35		13,0		12,0		11,1		10,3		9,6		9,2		8,9		8,6		8,3		8,1	
199 / 42	42		16,0		14,7		13,6		12,6		11,8		11,4		10,9		10,6		10,2		9,9	
199 / 54	54		18,0		16,6		15,3		14,2		13,3		12,8		12,3		11,9		11,5		11,2	
199 / 76	76		15,0		13,8		12,8		11,9		11,1		10,7		10,2		9,9		9,6		9,3	
199 / 88	89	7500	20,0	16	18,4	14,5	17,0	13,5	15,8	12,5	14,8	12	14,2	11,5	13,7	11	13,2	10,5	12,8	10,2	12,4	9,5
199 / 108	108		25,0		23,0		21,3		19,8		18,5		17,8		17,1		16,5		16,0		15,5	

Cycles MAX = Numero di cicli di lavoro - Work cycles number - Anzahl der Zyklen - Nombre de cycles de travail - Número de ciclos de trabajo

ΔL (mm) = Corsa assiale in compressione - Compression axial stroke - Axialhub in Kompression - Course axiale en compression - Carrera axial en compresión

P (bar) = pressione massima di lavoro - Maximum working pressure - maximaler Arbeitsdruck - Pression de travail maximale - Presión máxima de trabajo

B 20 21

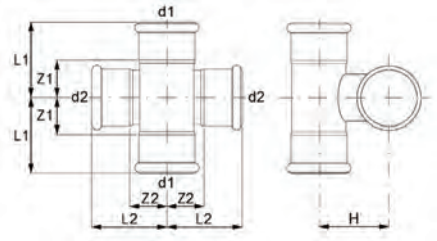

399

CROCE A 90°

- CROSSOVER 90°
- KREUZSTÜCH 90°
- CROIX 90°
- CRUZ 90°

MATERIAL: E 195 - 1.0034
O-RING: EPDM nero - black - Schwarz - noir - negro

CODE	d1 - d2	L1 mm	L2 mm	Z1 mm	Z2 mm	H mm	g			€
399015015	15 x 15	34,5	34,5	14,5	14,5	20	92	10	100	**44,33**
399018015	18 x 15	36,5	34,5	16,5	14,5	21,5	102	10	100	**48,63**
399022015	22 x 15	39,5	34,5	18,5	14,5	24	121	10	80	**50,96**
399022018	22 x 18	39,5	36,5	18,5	16,5	25,5	131	10	80	**51,67**
399028015	28 x 15	44	34,5	21	14,5	26,5	150	10	50	**53,75**
399028018	28 x 18	44	36,5	21	16,5	28	160	10	50	**54,45**

B 20 21

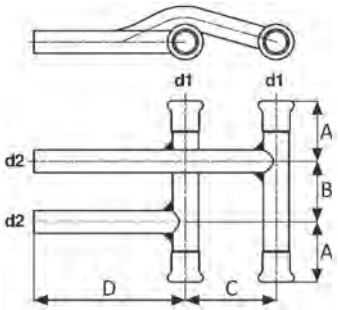

395

SCAVALCO SINGOLO

- SINGLE CROSSING
- HEIZKÖRPERANSCHLUSS
- RACCORDEMENT SINGLE ALLÉE ET RETOUR
- MANGUITO C/ CURVA DESVIACIÓN

MATERIAL: E 195 - 1.0034
O-RING: EPDM nero - black - Schwarz - noir - negro

CODE	d1 - d2	A mm	B mm	C mm	D mm	g			€
395012012	12 x 12	30	40	60	100	205	1	30	85,79
395015012	15 x 12	40	40	60	100	244	1	30	86,37
395015015	15 x 15	40	40	60	100	266	1	30	86,68
395018012	18 x 12	40	40	60	100	276	1	25	87,01
395018015	18 x 15	40	40	60	100	298	1	25	89,10
395022012	22 x 12	40	40	60	100	322	1	20	91,56
395022015	22 x 15	40	40	60	100	340	1	20	95,83
395028012	28 x 12	40	40	60	100	374	1	20	97,63
395028015	28 x 15	40	40	60	100	394	1	15	98,86

B 20 21

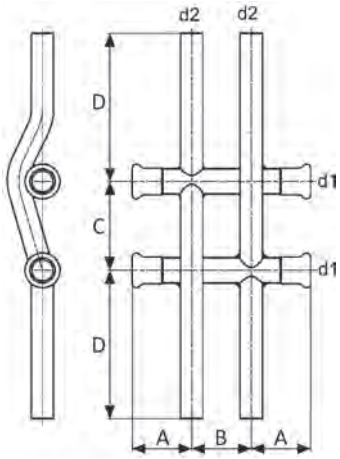

396

SCAVALCO DOPPIO

- DOUBLE CROSSING
- KREUZFITTING
- RACCORDEMENT DOUBLE ALLÉE ET RETOUR
- MANGUITO C/ CURVA DESVIACIÓN DOBLE

MATERIAL: E 195 - 1.0034
O-RING: EPDM nero - black - Schwarz - noir - negro

CODE	d1 - d2	A mm	B mm	C mm	D mm	g			€
396012012	12 x 12	30	40	60	100	280	1	20	110,44
396015012	15 x 12	40	40	60	100	318	1	20	120,22
396015015	15 x 15	40	40	60	100	376	1	20	122,07
396018012	18 x 12	40	40	60	100	355	1	20	127,59
396018015	18 x 15	40	40	60	100	410	1	15	129,71
396022012	22 x 12	40	40	60	100	380	1	15	131,51
396022015	22 x 15	40	40	60	100	436	1	15	132,43
396028012	28 x 12	40	40	60	100	452	1	10	137,32
396028015	28 x 15	40	40	60	100	494	1	10	141,59
396035015	35 x 15	40	40	60	100	556	1	10	156,84

Certificazioni / Certifications

PRODUKTE DER WASSERVERSORGUNG	DW-8511CL0331	Ø 15 – 54 mm
PRESSFITTINGS, TYPE AESPRES	nº1988	Ø 15 – 54 mm
AESPRES, PRESSKOPPLING Ø 15–54 MM	SC0265-16	Ø 15 – 54 mm
RACCORDI A PRESSARE IN RAME-BRONZO / COPPER-BRONZE PRESSFITTINGS PRODOTTI E COMPONENTI UTILIZZATI A CONTATTO CON ACQUA POTABILE PRODUCT AND ELEMENTS IN CONTACT WITH DRINKING WATER	ICIM-CAP-009671-03	Ø 12 – 54 mm
AESPRES PRESSFITTING SYSTEM	POCC IT.AM05.H05079	Ø 15 – 54 mm

Campi di applicazione / Fields of application

AES PRES®

- Acqua potabile / Potable water
- Riscaldamento / Heating
- Raffrescamento / Cooling
- Solare termico con O-Ring FKM / Solar thermal with FKM O-Ring
- Aria compressa / Compressed Air
- Antincendio / Fire protection systems

AES PRES® **O-ring EPDM**

Nero | Black | Schwarz | Noir | Negro



SCOPRI LA GAMMA
AES PRES®
DISCOVER THE RANGE

FOCUS ON

TUBO RAME PER AESPRES - AESPRES GAS / *AESPRES - AESPRES GAS COPPER PIPING*

Le tubazioni per impianti acqua e gas in rame, devono essere rispondenti alla norma UNI EN 1057:2010.
Rame e leghe di rame – Tubi rotondi di rame senza saldatura per acqua e gas nelle applicazioni sanitarie e di riscaldamento.
Piping for copper water and gas installation should comply with the standard EN 1057:2010, "Copper and copper alloys – Round tubes in copper without welding for water and gas in health-care and heating applications".

TABELLA 4: CARATTERISTICHE DEI TUBI DI RAME - EN 1057

Classe di resistenza *Resistance class*	Stato di fornitura *Delivery condition*	ø (mm)
R220	Ricotto – Rotoli *Annealed – Roll*	12 ÷ 22
R250	Semiduro – Barre *Semi-hard – Bar*	12 ÷ 28
R290	Duro – Barre *Hard – Bar*	12 ÷ 54

Classe di resistenza *Resistance class*	Resistenza minima alla trazione *Minimum traction resistance* Rm (MPa)	Allungamento minimo alla rottura *Minimum breaking elongation* (%)
R220	220	40
R250	250	20
R290	290	3

Le dimensioni dei tubi utilizzabili con i sistemi a pressare **Aespres** ed **Aespres Gas** sono esposte nella tabella sottostante.
*Tube sizes to be used with **Aespres** and **Aespres Gas** press fittings are included in the annexted table.*

DIMENSIONI DEI TUBI DI RAME - EN 1057 / DVGW GW 392
AESPRES PIPES DIMENSIONS AND CHARACTERISTICS - EN 1057 / DVGW GW 392

ø ESTERNO x SP. EXTERNAL ø x THK. mm	DN	ø INTERNO INTERNAL ø mm	MASSA MASS kg/m	CONTENUTO D'ACQUA WATER VOLUME l/m	STATO FORNITURA SUPPLIED CONDITION
12x1	10	10	0,309	0,079	Rotolo / Roll 25/50 m (R220) o / or Barra / Bar 5 m (R250 - R290)
15x1	12	13	0,393	0,133	
18x1	15	16	0,477	0,201	
22x1	20	20	0,589	0,314	
28x1,5	25	25	1,115	0,491	Barra / Bar 5 m (R250 - R290)
35x1,5	32	32	1,410	0,804	Barra / Bar 5 m (R290)
42x1,5	40	39	1,704	1,194	
54x2	50	50	2,918	1,963	

B 70 71

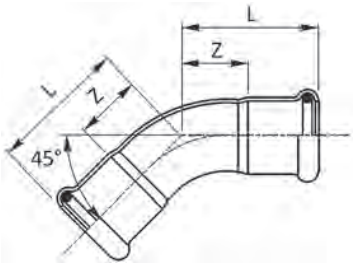

681/450

CURVA 45° FF

- 45° ELBOW FF
- BOGEN 45° II
- COUDE FF 45°
- CURVA 45° HH

MATERIAL: Cu-DHP99,9 - CW024A
O-RING: EPDM nero - black - Schwarz noir - negro

CODE	De mm	L mm	Z mm	g			€
681012450	12	32	14	38	20	400	**5,50**
681015450	15	27,5	7,5	36	20	400	**5,50**
681018450	18	29,5	9,5	53	20	300	**5,79**
681022450	22	32	11	71	20	100	**7,11**
681028450	28	37	14	101	10	100	**21,74**
681035450	35	43,5	17,5	138	10	60	**31,04**
681042450	42	51	21	200	4	40	**50,45**
681054450	54	62	26,5	306	2	20	**70,61**

B 70 71

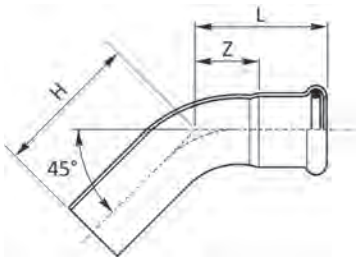

681/451

CURVA 45° MF

- 45° ELBOW MF
- BOGEN 45° IA
- COUDE MF 45°
- CURVA 45° HM

MATERIAL: Cu-DHP99,9 - CW024A
O-RING: EPDM nero - black - Schwarz noir - negro

CODE	De mm	L mm	H mm	Z mm	g			€
681012451	12	32	41	14	36	20	400	**4,45**
681015451	15	27,5	40	7,5	41	20	400	**4,45**
681018451	18	29,5	36	9,5	50	20	300	**5,96**
681022451	22	32	42	11	69	20	200	**6,55**
681028451	28	37	46	14	99	10	100	**21,63**
681035451	35	43,5	57,5	17,5	144	10	60	**29,98**
681042451	42	51	72	21	215	4	40	**46,93**
681054451	54	62	82	26,5	333	2	20	**69,63**

B 70 71

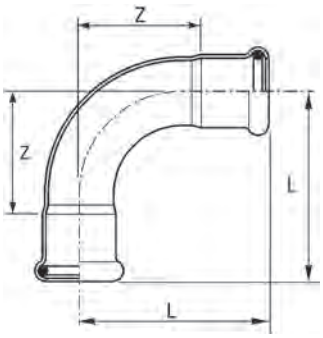

681/900

CURVA 90° FF

- 90° ELBOW FF
- BOGEN 90° II
- COUDE FF 90°
- CURVA 90° HH

MATERIAL: Cu-DHP99,9 - CW024A
O-RING: EPDM nero - black - Schwarz noir - negro

CODE	De mm	L mm	Z mm	g			€
681012900	12	42	24	28	20	400	**4,94**
681015900	15	38	18	51	20	400	**4,94**
681018900	18	41,5	21,5	62	20	300	**6,55**
681022900	22	47	26	88	10	150	**8,24**
681028900	28	56	33	128	10	100	**16,65**
681035900	35	68	42	180	5	50	**33,03**
681042900	42	80	50	265	2	30	**62,89**
681054900	54	100	64,5	419	2	18	**84,91**

B 70 71

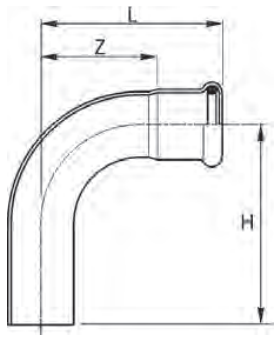

681/901

CURVA 90° MF

- 90° ELBOW MF
- BOGEN 90° IA
- COUDE MF 90°
- CURVA 90° HM

MATERIAL: Cu-DHP99,9 - CW024A
O-RING: EPDM nero - black - Schwarz noir - negro

CODE	De mm	L mm	H mm	Z mm	g			€
681012901	12	42	48	24	40	20	400	**4,67**
681015901	15	38	48	18	49	20	400	**4,67**
681018901	18	41,5	48,5	21,5	62	20	300	**6,35**
681022901	22	47	57	26	87	10	150	**8,45**
681028901	28	56	64	33	130	10	100	**18,26**
681035901	35	68	82	42	195	5	50	**32,47**
681042901	42	80	101	50	278	2	30	**64,26**
681054901	54	100	120	64,5	435	2	18	**85,98**

B 70 71

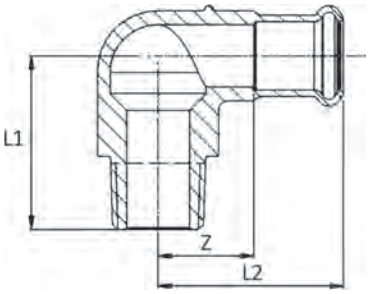

697

GOMITO MISTO 90° FILETTO M

- ELBOW ADAPTER 90° WITH MALE THREAD
- ÜBERGANGSWINKEL 90° AG
- EQUERRE 90° AVEC FILETAGE M
- CODO MACHO

MATERIAL: CuSn5Zn5Pb2-C - CC499K
O-RING: EPDM nero - black - Schwarz noir - negro
THREAD: EN 10226-1 (ex ISO 7/1)

CODE	De x R mm x inch	L1 mm	L2 mm	Z mm	g			€
697308012	12 x 3/8"	35	34	14	86	10	200	29,38
697102012	12 x 1/2"	40	34	14	113	10	150	29,52
697308015	15 x 3/8"	35	41,5	21,5	86	10	150	43,95
697102015	15 x 1/2"	38,5	41,5	21,5	131	10	120	29,52
697102018	18 x 1/2"	40	42	22	136	10	100	47,07
697304018	18 x 3/4"	44	42	22	177	10	100	45,90
697102022	22 x 1/2"	42	42	21	162	10	100	56,07
697304022	22 x 3/4"	47	42	21	193	10	80	47,68
697102028	28 x 1/2"	45	47	24	199	10	80	78,01
697100028	28 x 1"	53	45	24	318	5	50	71,55
697114035	35 x 1"1/4	68	55	29	471	5	40	94,95
697112042	42 x 1"1/2	75	65	35	660	2	24	129,71
697200054	54 x 2"	88	78	42	1078	2	20	183,50

B 70 71

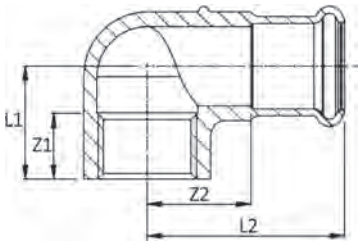

698

GOMITO MISTO 90° FILETTO F

- ELBOW ADAPTER 90° WITH FEMALE THREAD
- ÜBERGANGSWINKEL 90° IG
- EQUERRE 90° AVEC FILETAGE F
- CODO HEMBRA

MATERIAL: CuSn5Zn5Pb2-C - CC499K
O-RING: EPDM nero - black - Schwarz noir - negro
THREAD: EN 10226-1 (ex ISO 7/1)

CODE	De x Rp mm x inch	L1 mm	L2 mm	Z1 mm	Z2 mm	g			€
698308012	12 x 3/8"	22,5	34	12	14	72	10	200	18,40
698102012	12 x 1/2"	24	34	16	14	87	10	200	18,40
698308015	15 x 3/8"	22,5	41,5	12	21,5	87	10	150	43,32
698102015	15 x 1/2"	22,5	41,5	16	21,5	102	10	150	18,40
698304015	15 x 3/4"	25	41,5	16	21,5	125	10	100	41,70
698102018	18 x 1/2"	24	42	16	22	112	10	150	40,65
698304018	18 x 3/4"	26	42	16	22	133	10	100	45,13
698102022	22 x 1/2"	26	42	15	21	129	10	100	48,45
698304022	22 x 3/4"	29	42	16	21	152	10	100	28,62
698100022	22 x 1"	32	45	19	24	203	10	80	45,49
698102028	28 x 1/2"	29	47	16	24	168	5	50	50,86
698100028	28 x 1"	35	48	19	25	240	5	50	52,16
698114035	35 x 1"1/4	45	55	23	29	403	5	40	85,97
698112042	42 x 1"1/2	52	65	23	35	541	2	30	110,80
698200054	54 x 2"	60	78	27	42	1085	2	16	175,97

B 70 71

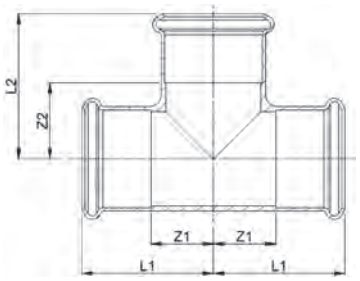

682

"T"

- EQUAL TEE
- T-STÜCK
- TÉ ÉGAL
- TE IGUAL HHH

MATERIAL: Cu-DHP99,9 - CW024A
O-RING: EPDM nero - black - Schwarz noir - negro

CODE	De mm	L1 mm	L2 mm	Z1 mm	Z2 mm	g			€
682012000	12	31	31	11	11	54	20	200	7,61
682015000	15	32	32	13,5	12	75	20	200	7,61
682018000	18	34	34	13,5	14	96	20	100	10,34
682022000	22	37	37	16	16	125	10	100	13,19
682028000	28	42	42	19	19	174	10	50	22,88
682035000	35	50	50	24	24	245	4	32	38,70
682042000	42	57	63	27	33	345	4	20	75,03
682054000	54	69	78	33,5	42	559	2	12	92,82

B 70 71

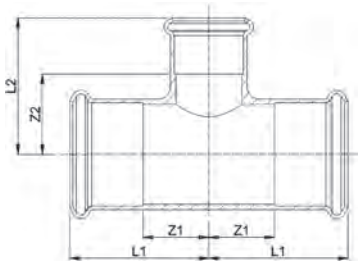

692

"T" RIDOTTO

- REDUCING TEE
- T-STÜCK MIT REDUZIERTEM ABGANG
- TÉ RÉDUIT
- TE REDUCIDA HHH

MATERIAL: Cu-DHP99,9 - CW024A
O-RING: EPDM nero - black - Schwarz noir - negro

CODE	De mm	L1 mm	L2 mm	Z1 mm	Z2 mm	g			€
692015012	15 x 12 x 15	32	32	12	12	69	20	100	8,76
692018012	18 x 12 x 18	34	35	14	15	84	20	100	9,70
692018015	18 x 15 x 18	34	35	14	15	93	20	100	9,31
692022012	22 x 12 x 22	37	35	16	15	106	10	100	11,73
692022015	22 x 15 x 22	37	38	16	18	122	10	100	11,19
692022018	22 x 18 x 22	37	38	16	18	128	10	100	14,36
692028015	28 x 15 x 28	42	40,5	19	20,5	167	10	50	26,26
692028018	28 x 18 x 28	42	40,5	19	20,5	168	10	50	36,28
692028022	28 x 22 x 28	42	41	19	20	173	10	50	26,15
692035015	35 x 15 x 35	50	44	24	24	250	5	50	38,70
692035018	35 x 18 x 35	50	44	24	24	241	5	50	40,93
692035022	35 x 22 x 35	50	44	24	23	237	5	50	35,47
692035028	35 x 28 x 35	50	44	24	21	231	5	35	37,35
692042015	42 x 15 x 42	57	47,5	27	27,5	338	4	20	70,68
692042018	42 x 18 x 42	57	47,5	27	27,5	338	4	20	69,63
692042022	42 x 22 x 42	57	53	27	32	330	4	20	67,83
692042028	42 x 28 x 42	57	56	27	33	323	4	20	68,78
692042035	42 x 35 x 42	57	61	27	35	338	4	20	71,34
692054022	54 x 22 x 54	69	59	33,5	38	469	2	16	106,45
692054028	54 x 28 x 54	69	64	33,5	41	465	2	16	109,73
692054035	54 x 35 x 54	69	67	33,5	41	502	2	16	113,93
692054042	54 x 42 x 54	69	70	33,5	40	489	2	16	85,25

B 70 71

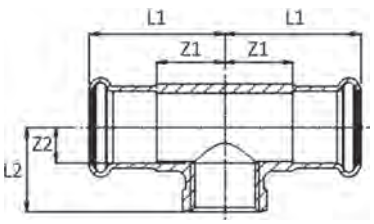

689

"T" CON DERIVAZIONE FILETTO F

- BRANCH TEE FEMALE BSP OUTLET
- T-STÜCK MIT ABGANG IG
- TÉ MIXTE AVEC FILETAGE F
- TE HEMBRA ROSCADA

MATERIAL: CuSn5Zn5Pb2-C - CC 499K
O-RING: EPDM nero - black - Schwarz noir - negro
THREAD: EN 10226-1 (ex ISO 7/1)

CODE	De x Rp x De mm x inch x mm	L1 mm	L2 mm	Z1 mm	Z2 mm	g			€
689102012	12 x 1/2" x 12	34	24	14	10	104	10	100	29,04
689308015	15 x 3/8" x 15	41,5	22,5	21,5	10,5	118	10	100	49,60
689102015	15 x 1/2" x 15	41,5	22,5	21,5	8,5	128	10	100	28,25
689102018	18 x 1/2" x 18	42	24	22	10	145	10	100	49,10
689102022	22 x 1/2" x 22	42	26	21	12	170	10	100	39,65
689304022	22 x 3/4" x 22	42	30	21	14	183	10	100	56,86
689102028	28 x 1/2" x 28	44	29	21	15	211	5	50	49,60
689304028	28 x 3/4" x 28	44	30	21	14	216	5	50	64,40
689100028	28 x 1" x 28	44	34	21	16	265	5	50	66,47
689102035	35 x 1/2" x 35	50	34	24	19	308	5	50	67,98
689304035	35 x 3/4" x 35	50	34	24	18	305	5	40	68,99
689100035	35 x 1" x 35	50	35	24	17	329	5	40	72,05
689102042	42 x 1/2" x 42	57	38	27	23	419	4	32	82,39
689304042	42 x 3/4" x 42	57	38	27	22	415	4	32	89,43
689102054	54 x 1/2" x 54	69	44	33	30	638	2	14	98,13
689304054	54 x 3/4" x 54	69	44	33	28	639	2	14	107,33

B 70 71

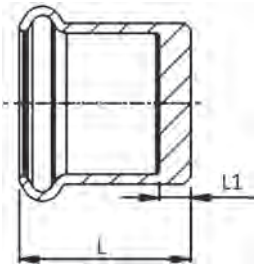

683/003

TAPPO DI CHIUSURA

- STOP END
- VERSCHLUSSKAPPE
- BOUCHON D'OBTURATION
- TAPÓN

MATERIAL: Cu-DHP99,9 - CW024A
O-RING: EPDM nero - black - Schwarz noir - negro

CODE	De mm	L mm	L1 mm	g			€
683012003	12	20	3	14	20	500	5,79
683015003	15	22,5	2,5	20	20	500	9,85
683018003	18	23	3	25	20	300	12,95
683022003	22	24,5	2,5	34	10	200	17,10
683028003	28	26,5	3,5	49	10	150	26,38
683035003	35	28,5	2,5	65	5	100	28,73
683042003	42	32,5	2,5	93	4	80	44,43
683054003	54	37,5	2,5	147	4	40	54,23

B 70 71

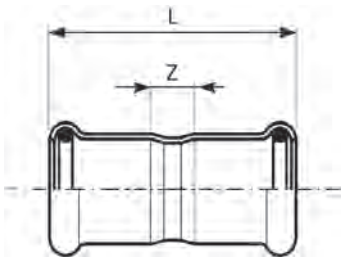

683/000

MANICOTTO

- COUPLING
- MUFFE
- MANCHON
- MANGUITO HH

MATERIAL: Cu-DHP99,9 - CW024A
O-RING: EPDM nero - black - Schwarz noir - negro

CODE	De mm	L mm	Z mm	g			€
683012000	12	42	6	38	20	400	**4,77**
683015000	15	49	9	39	20	400	**4,77**
683018000	18	50	10	47	20	300	**6,02**
683022000	22	53	11	62	20	200	**7,11**
683028000	28	56	10	84	10	150	**12,95**
683035000	35	63	10	108	10	100	**16,17**
683042000	42	72	12	156	4	60	**30,41**
683054000	54	83	13	225	2	24	**38,19**

B 70 71

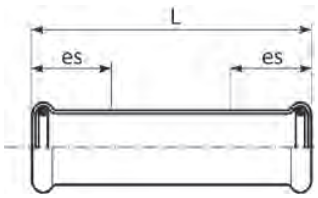

683/001

MANICOTTO PASSANTE

- SLIP COUPLING
- SCHIEBEMUFFE
- MANCHON LONG
- MANGUITO SIN TOPE

MATERIAL: Cu-DHP99,9 - CW024A
O-RING: EPDM nero - black - Schwarz noir - negro

CODE	De mm	L mm	es mm	g			€
683012001	12	56	22	33	20	500	**5,18**
683015001	15	80	25	58	20	200	**5,18**
683018001	18	80	25	66	20	200	**6,13**
683022001	22	80	25	80	20	100	**7,31**
683028001	28	91	30	110	10	100	**13,42**
683035001	35	102	30	167	10	50	**17,53**
683042001	42	120	40	223	4	40	**31,84**
683054001	54	140	40	333	4	20	**41,16**

B 70 71

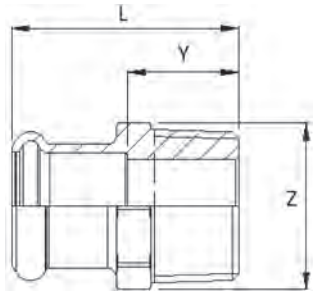

687

MANICOTTO MISTO FILETTO M

- MALE ADAPTER
- ÜBERGANGSSTÜCK MIT AG
- RACCORD AVEC FILETAGE MALE
- UNIÓN MACHO

MATERIAL: CuSn5Zn5Pb2-C - CC499K
O-RING: EPDM nero - black - Schwarz noir - negro
THREAD: EN 10226-1 (ex ISO 7/1)

CODE	De x R mm x inch	L mm	Z mm	Y mm	g			€
687308012	12 x 3/8"	32	17	12	31	20	400	**8,06**
687102012	12 x 1/2"	36	22	16	48	20	400	**11,73**
687308015	15 x 3/8"	32	21	12	32	20	400	**8,96**
687102015	15 x 1/2"	36	22	16	53	20	300	**8,96**
687304015	15 x 3/4"	37,5	27	17,5	74	20	240	**14,80**
687102018	18 x 1/2"	37	22	17	47	20	300	**9,90**
687304018	18 x 3/4"	38	27	18	65	10	200	**14,73**
687102022	22 x 1/2"	36	27	17	58	10	200	**13,00**
687304022	22 x 3/4"	39	27	18	64	10	200	**12,23**
687100022	22 x 1"	42,5	34	21,5	111	10	100	**20,04**
687304028	28 x 3/4"	42	34	19	93	10	100	**32,21**
687100028	28 x 1"	44,5	34	21,5	105	10	100	**19,66**
687114028	28 x 1"1/4	48	43	25	192	10	100	**40,53**
687100035	35 x 1"	48	40	22	139	5	50	**44,82**
687114035	35 x 1"1/4	50	43	24	182	5	50	**43,03**
687112035	35 x 1"1/2	51	50	25	239	5	50	**46,46**
687114042	42 x 1"1/4	54	50	24	223	4	40	**58,41**
687112042	42 x 1"1/2	54	51	24	215	4	40	**60,22**
687112054	54 x 1"1/2	60	63	24	316	4	32	**101,50**
687200054	54 x 2"	63,5	63	33	341	4	32	**116,14**

B 70 71

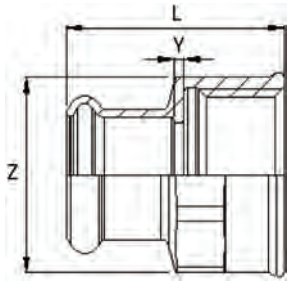

690

MANICOTTO MISTO FILETTO F

- FEMALE ADAPTER
- ÜBERGANGSSTÜCK MIT IG
- RACCORD AVEC FILETAGE FEMELLE
- UNIÓN HEMBRA

MATERIAL: CuSn5Zn5Pb2-C - CC499K
O-RING: EPDM nero - black - Schwarz noir - negro
THREAD: EN 10226-1 (ex ISO 7/1)

CODE	De x Rp mm x inch	L mm	Z mm	Y mm	g			€
690308012	12 x 3/8"	33,5	21	2	38	20	400	**10,96**
690102012	12 x 1/2"	36	26	2	58	20	300	**14,04**
690308015	15 x 3/8"	33,5	21	2	38	20	300	**10,40**
690102015	15 x 1/2"	36	26	2	58	20	300	**13,66**
690304015	15 x 3/4"	39	31	2	76	10	200	**16,86**
690102018	18 x 1/2"	37	26	2	61	20	300	**14,04**
690304018	18 x 3/4"	39	31	2	77	10	200	**19,42**
690102022	22 x 1/2"	36	27	1,5	64	20	200	**13,42**
690304022	22 x 3/4"	39	31	2,5	76	10	150	**15,41**
690100022	22 x 1"	42,5	38	2	112	10	100	**25,53**
690102028	28 x 1/2"	39	34	1	98	20	100	**34,18**
690304028	28 x 3/4"	41,5	34	2	98	10	100	**37,76**
690100028	28 x 1"	45	38	2,5	122	10	100	**24,75**
690114028	28 x 1"1/4	48	46	3	162	10	100	**39,15**
690100035	35 x 1"	45	40	2	132	5	100	**47,76**
690114035	35 x 1"1/4	50	46	2	164	5	100	**47,16**
690114042	42 x 1"1/4	54	50	2	198	4	40	**66,69**
690112042	42 x 1"1/2	54	53	2	217	4	40	**68,41**
690200054	54 x 2"	65	65	3	342	4	32	**119,20**

B 70 71

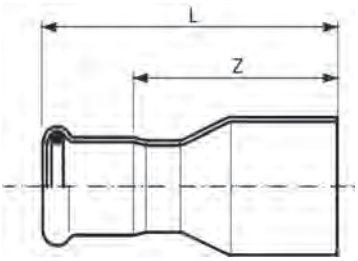

691

RIDUZIONE MF

- REDUCER
- REDUZIERSTÜCK
- REDUCTION
- REDUCCIÓN MH

MATERIAL: Cu-DHP99,9 - CW024A
O-RING: EPDM nero - black - Schwarz noir - negro

CODE	De mm	L mm	Z mm	g			€
691015012	15 x 12	51	31	20	20	500	4,21
691018012	18 x 12	53	33	36	20	500	4,45
691018015	18 x 15	57	37	42	20	500	4,21
691022015	22 x 15	64	44	53	20	400	5,07
691022018	22 x 18	59,5	39,5	52	20	300	5,25
691028015	28 x 15	54	34	48	20	200	12,47
691028018	28 x 18	53	33	54	20	200	12,80
691028022	28 x 22	65	44	72	20	200	13,11
691035022	35 x 22	59	38	68	10	100	15,51
691035028	35 x 28	71	48	98	10	100	16,91
691042022	42 x 22	66	45	97	4	80	26,59
691042028	42 x 28	65	42	99	4	80	25,89
691042035	42 x 35	80,5	54,5	137	4	40	24,70
691054022	54 x 22	74	53	154	4	40	63,30
691054028	54 x 28	70	47	148	4	40	53,28
691054035	54 x 35	76	50	159	4	40	34,61
691054042	54 x 42	97,5	67,5	204	4	32	33,16

B 70 71

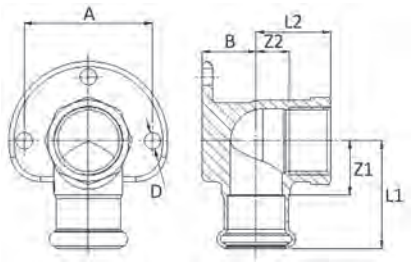

685

GOMITO MISTO 90° FF

- WALL PLATE ELBOW 90° WITH FEMALE THREAD
- DECKENWINKEL 90° IG
- EQUERRE 90° FF
- CODO PLACA HH

MATERIAL: CuSn5Zn5Pb2-C - CC499K
O-RING: EPDM nero - black - Schwarz noir - negro
THREAD: EN 10226-1 (ex ISO 7/1)

CODE	De x Rp mm x inch	L1 mm	L2 mm	Z1 mm	Z2 mm	A mm	B mm	D mm	g			€
685102012	12 x 1/2"	34	24	14	9	40	12	6,5	155	10	100	25,43
685102015	15 x 1/2"	41,5	22,5	21,5	7	40	14	6,5	172	10	100	25,17
685102018	18 x 1/2"	42	24	22	9	40	15	6,5	188	10	100	32,73
685304022	22 x 3/4"	42	29	21	13	50	21	6,5	249	10	50	53,43
685100022	22 x 1"	45	32	24	13	50	30	6,5	315	10	50	55,50
685100028	28 x 1"	48	35	25	16	50	30	6,5	366	5	50	74,13

B 70 71

684/002

BOCCHETTONE SEDE PIANA FILETTO M

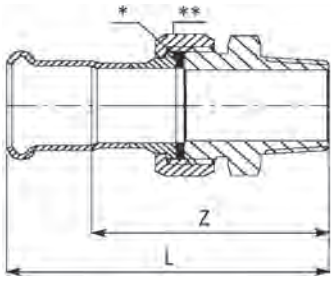

- STRAIGHT MALE UNION CONNECTOR
- DURCHGANGSVERSCHRAUBUNG MIT AUSSENGEWINDE
- RACCORD UNION FILETÉ
- RÁCOR 3 PIEZAS ROSCADO MACHO

MATERIAL: CuSn5Zn5Pb2-C - CC499K
FITTING: (**): ottone - brass - Messing laiton - latón
O-RING: EPDM nero - black - Schwarz noir - negro
GASKET: (*): EPDM nero - black - Schwarz noir - negro
THREAD: EN 10226-1 (ex ISO 7/1)

CODE	De x R mm x inch	L mm	Z mm	Gasket mm	g			€
684015002	15 x 1/2"	66	46	24x14 thk 2,5	164	2	100	60,69
684015012	15 x 3/4"	67	47	24x14 thk 2,5	195	2	80	62,58
684018002	18 x 1/2"	65,5	45,5	24x14 thk 2,5	160	2	80	71,11
684018012	18 x 3/4"	66,5	46,5	24x14 thk 2,5	191	2	80	73,06
684022002	22 x 3/4"	68,5	47,5	30x20 thk 2,5	252	2	60	94,98
684022012	22 x 1"	71,5	50,5	30x20 thk 2,5	242	2	60	95,88
684028002	28 x 1"	80	56	39x27 thk 2,5	432	2	40	145,74
684035002	35 x 1"1/4	89	62	44,5x30 thk 2,5	684	2	20	182,37
684042002	42 x 1"1/2	92,5	62,5	50,5x38 thk 2,5	716	2	20	219,96
684054002	54 x 2"	106	70	65,5x45 thk 3	1344	2	12	353,69

B 70 71

684/003

BOCCHETTONE SEDE PIANA FILETTO F

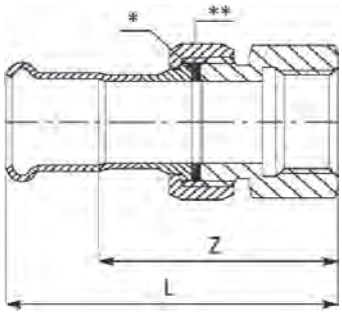

- STRAIGHT FEMALE UNION CONNECTOR
- DURCHGANGSVERSCHRAUBUNG MIT INNENGEWINDE
- RACCORD UNION TARAUDÉ
- RÁCOR 3 PIEZAS HEMBRA

MATERIAL: CuSn5Zn5Pb2-C - CC499K
FITTING: (**): ottone - brass - Messing laiton - latón
O-RING: EPDM nero - black - Schwarz noir - negro
GASKET: (*): EPDM nero - black - Schwarz noir - negro
THREAD: EN 10226-1 (ex ISO 7/1)

CODE	De x Rp mm x inch	L mm	Z mm	Gasket mm	g			€
684012003	12 x 3/8"	59,5	39,5	18x10 thk 2,5	156	2	100	64,05
684012013	12 x 1/2"	59,5	39,5	18x10 thk 2,5	142	2	100	72,07
684015003	15 x 1/2"	60,5	40,5	24x14 thk 2,5	170	2	100	57,89
684015013	15 x 3/4"	62,5	42,5	24x14 thk 2,5	191	2	100	69,87
684018003	18 x 1/2"	62	42	24x14 thk 2,5	168	2	100	69,42
684018013	18 x 3/4"	62	42	24x14 thk 2,5	185	2	100	80,26
684022003	22 x 1/2"	62,5	41,5	30x20 thk 2,5	299	2	60	93,25
684022013	22 x 3/4"	63,5	42,5	30x20 thk 2,5	250	2	60	92,64
684022023	22 x 1"	67,5	46,5	30x20 thk 2,5	273	2	60	99,94
684028003	28 x 1"	73	49	39x27 thk 2,5	481	2	40	136,92
684035003	35 x 1"1/4	81	54	44,5x30 thk 2,5	638	2	24	162,92
684042003	42 x 1"1/2	84,5	54,5	50,5x38 thk 2,5	682	2	24	203,40
684054003	54 x 2"	104	68	65,5x45 thk 3	1355	2	12	346,91

Certificazioni / Certifications

AESPRES GAS - WITH O-RING NBR	C-16-3742-A	Ø 15 – 54 mm

Campi di applicazione / Fields of application

AES PRES® GAS

Gas metano / GPL
Natural gas / LPG

AES PRES® GAS **O-ring HNBR**

Giallo | Yellow | Gelb | Jaune | Amarillo



SCOPRI
LA GAMMA
AES PRES® GAS
DISCOVER
THE RANGE

RIM RACCORDERIE METALLICHE

FOCUS ON

TUBO RAME PER AESPRES - AESPRES GAS / *AESPRES - AESPRES GAS COPPER PIPING*

Le tubazioni per impianti acqua e gas in rame, devono essere rispondenti alla norma UNI EN 1057:2010.
Rame e leghe di rame – Tubi rotondi di rame senza saldatura per acqua e gas nelle applicazioni sanitarie e di riscaldamento.
Piping for copper water and gas installation should comply with the standard EN 1057:2010, "Copper and copper alloys – Round tubes in copper without welding for water and gas in health-care and heating applications".

TABELLA 4: CARATTERISTICHE DEI TUBI DI RAME - EN 1057

Classe di resistenza *Resistance class*	Stato di fornitura *Delivery condition*	ø (mm)
R220	Ricotto – Rotoli *Annealed – Roll*	12 ÷ 22
R250	Semiduro – Barre *Semi-hard – Bar*	12 ÷ 28
R290	Duro – Barre *Hard – Bar*	12 ÷ 54

Classe di resistenza *Resistance class*	Resistenza minima alla trazione *Minimum traction resistance* Rm (MPa)	Allungamento minimo alla rottura *Minimum breaking elongation* (%)
R220	220	40
R250	250	20
R290	290	3

Le dimensioni dei tubi utilizzabili con i sistemi a pressare **Aespres** ed **Aespres Gas** sono esposte nella tabella sottostante.
*Tube sizes to be used with **Aespres** and **Aespres Gas** press fittings are included in the annexted table.*

DIMENSIONI DEI TUBI DI RAME - EN 1057 / DVGW GW 392
AESPRES PIPES DIMENSIONS AND CHARACTERISTICS - EN 1057 / DVGW GW 392

ø ESTERNO x SP. EXTERNAL ø x THK. mm	DN	ø INTERNO INTERNAL ø mm	MASSA MASS kg/m	CONTENUTO D'ACQUA WATER VOLUME l/m	STATO FORNITURA SUPPLIED CONDITION
12x1	10	10	0,309	0,079	Rotolo / Roll 25/50 m (R220) o / or Barra / Bar 5 m (R250 - R290)
15x1	12	13	0,393	0,133	
18x1	15	16	0,477	0,201	
22x1	20	20	0,589	0,314	
28x1,5	25	25	1,115	0,491	Barra / Bar 5 m (R250 - R290)
35x1,5	32	32	1,410	0,804	Barra / Bar 5 m (R290)
42x1,5	40	39	1,704	1,194	
54x2	50	50	2,918	1,963	

B 70 72

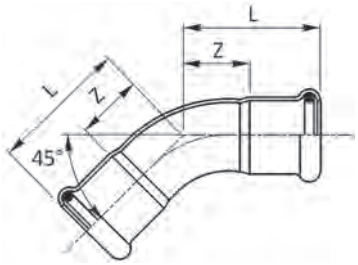

681/450 G

CURVA 45° FF

- 45° ELBOW FF
- BOGEN 45° II
- COUDE FF 45°
- CURVA 45° HH

MATERIAL: Cu-DHP99,9 - CW024A
O-RING: HNBR giallo - yellow - Gelb jaune - amarillo

CODE	De mm	L mm	Z mm	g		€
681015450G	15	27,5	7,5	36	4	**6,35**
681018450G	18	29,5	9,5	53	4	**6,76**
681022450G	22	32	11	71	4	**8,24**
681028450G	28	37	14	101	4	**25,02**
681035450G	35	43,5	17,5	138	1	**35,75**
681042450G	42	51	21	200	1	**58,02**
681054450G	54	62	26,5	306	1	**81,20**

B 70 72

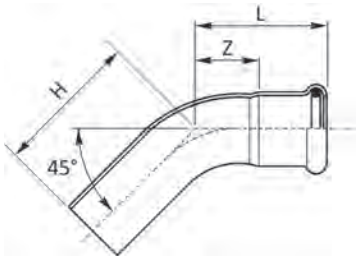

681/451 G

CURVA 45° MF

- 45° ELBOW MF
- BOGEN 45° IA
- COUDE MF 45°
- CURVA 45° HM

MATERIAL: Cu-DHP99,9 - CW024A
O-RING: HNBR giallo - yellow - Gelb jaune - amarillo

CODE	De mm	L mm	H mm	Z mm	g		€
681015451G	15	27,5	40	7,5	41	4	**5,18**
681018451G	18	29,5	36	9,5	50	4	**6,86**
681022451G	22	32	42	11	69	4	**7,61**
681028451G	28	37	46	14	99	4	**24,90**
681035451G	35	43,5	57,5	17,5	144	1	**34,54**
681042451G	42	51	72	21	215	1	**54,02**
681054451G	54	62	82	26,5	333	1	**80,08**

B 70 72

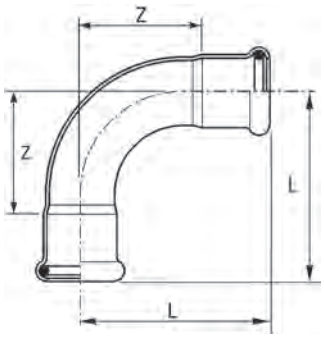

681/900 G

CURVA 90° FF

- 90° ELBOW FF
- BOGEN 90° II
- COUDE FF 90°
- CURVA 90° HH

MATERIAL: Cu-DHP99,9 - CW024A
O-RING: HNBR giallo - yellow - Gelb jaune - amarillo

CODE	De mm	L mm	Z mm	g		€
681015900G	15	38	18	51	4	5,79
681018900G	18	41,5	21,5	62	4	7,61
681022900G	22	47	26	88	4	9,51
681028900G	28	56	33	128	4	19,20
681035900G	35	68	42	180	1	37,98
681042900G	42	80	50	265	1	72,37
681054900G	54	100	64,5	419	1	97,70

B 70 72

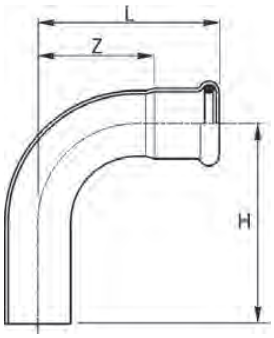

681/901 G

CURVA 90° MF

- 90° ELBOW MF
- BOGEN 90° IA
- COUDE MF 90°
- CURVA 90° HM

MATERIAL: Cu-DHP99,9 - CW024A
O-RING: HNBR giallo - yellow - Gelb jaune - amarillo

CODE	De mm	L mm	H mm	Z mm	g		€
681015901G	15	38	48	18	49	4	5,43
681018901G	18	41,5	48,5	21,5	62	4	7,31
681022901G	22	47	57	26	87	4	9,70
681028901G	28	56	64	33	130	4	20,99
681035901G	35	68	82	42	195	1	37,45
681042901G	42	80	101	50	278	1	73,96
681054901G	54	100	120	64,5	435	1	98,95

B 70 72

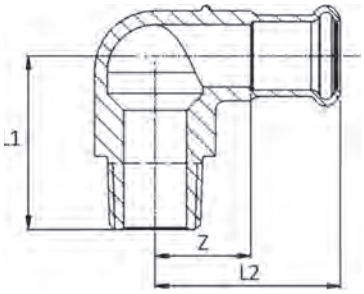

697 G

GOMITO MISTO 90° FILETTO M

- ELBOW ADAPTER 90° WITH MALE THREAD
- ÜBERGANGSWINKEL 90° AG
- EQUERRE 90° AVEC FILETAGE M
- CODO MACHO

MATERIAL: CuSn5Zn5Pb2-C - CC499K
O-RING: HNBR giallo - yellow - Gelb jaune - amarillo
THREAD: EN 10226-1 (ex ISO 7/1)

CODE	De x R mm x inch	L1 mm	L2 mm	Z mm	g		€
697308015G	15 x 3/8"	35	41,5	21,5	86	4	50,61
697102015G	15 x 1/2"	38,5	41,5	21,5	131	4	34,00
697102018G	18 x 1/2"	40	42	22	136	4	54,12
697304018G	18 x 3/4"	44	42	22	177	4	52,79
697102022G	22 x 1/2"	42	42	21	162	4	64,54
697304022G	22 x 3/4"	47	42	21	193	4	54,80
697102028G	28 x 1/2"	45	47	24	199	4	89,73
697100028G	28 x 1"	53	45	24	318	4	82,30
697114035G	35 x 1"1/4	68	55	29	471	1	109,23
697112042G	42 x 1"1/2	75	65	35	660	1	149,26
697200054G	54 x 2"	88	78	42	1078	1	211,07

B 70 72

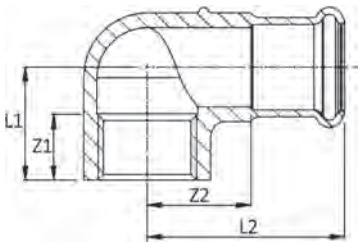

698 G

GOMITO MISTO 90° FILETTO F

- ELBOW ADAPTER 90° WITH FEMALE THREAD
- ÜBERGANGSWINKEL 90° IG
- EQUERRE 90° AVEC FILETAGE F
- CODO HEMBRA

MATERIAL: CuSn5Zn5Pb2-C - CC499K
O-RING: HNBR giallo - yellow - Gelb jaune - amarillo
THREAD: EN 10226-1 (ex ISO 7/1)

CODE	De x Rp mm x inch	L1 mm	L2 mm	Z1 mm	Z2 mm	g		€
698308015G	15 x 3/8"	22,5	41,5	12	21,5	87	4	49,84
698102015G	15 x 1/2"	22,5	41,5	16	21,5	102	4	21,23
698304015G	15 x 3/4"	25	41,5	16	21,5	125	4	47,90
698102018G	18 x 1/2"	24	42	16	22	112	4	46,76
698304018G	18 x 3/4"	26	42	16	22	133	4	51,90
698102022G	22 x 1/2"	26	42	15	21	129	4	55,73
698304022G	22 x 3/4"	29	42	16	21	152	4	32,97
698100022G	22 x 1"	32	45	19	24	203	4	52,40
698102028G	28 x 1/2"	29	47	16	24	168	4	58,51
698100028G	28 x 1"	35	48	19	25	240	4	60,06
698114035G	35 x 1"1/4	45	55	23	29	403	1	98,85
698112042G	42 x 1"1/2	52	65	23	35	541	1	127,49
698200054G	54 x 2"	60	78	27	42	1085	1	202,42

B 70 72

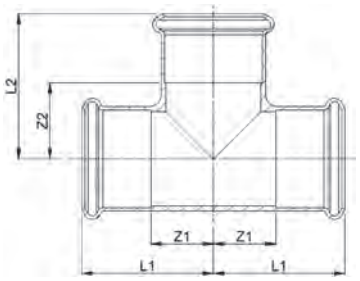

682 G

"T"

- EQUAL TEE
- T-STÜCK
- TÉ ÉGAL
- TE IGUAL HHH

MATERIAL: Cu-DHP99,9 - CW024A
O-RING: HNBR giallo - yellow - Gelb jaune - amarillo

CODE	De mm	L1 mm	L2 mm	Z1 mm	Z2 mm	g		€
682015000G	15	32	32	13,5	12	75	4	8,76
682018000G	18	34	34	13,5	14	96	4	11,92
682022000G	22	37	37	16	16	125	4	15,18
682028000G	28	42	42	19	19	174	4	26,38
682035000G	35	50	50	24	24	245	1	44,63
682042000G	42	57	63	27	33	345	1	86,29
682054000G	54	69	78	33,5	42	559	1	106,78

B 70 72

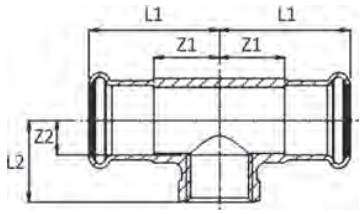

689 G

"T" CON DERIVAZIONE FILETTO F

- BRANCH TEE FEMALE BSP OUTLET
- T-STÜCK MIT ABGANG IG
- TÉ MIXTE AVEC FILETAGE F
- TE HEMBRA ROSCADA

MATERIAL: CuSn5Zn5Pb2-C - CC499K
O-RING: HNBR giallo - yellow - Gelb jaune - amarillo
THREAD: EN 10226-1 (ex ISO 7/1)

CODE	De x Rp x De mm x inch x mm	L1 mm	L2 mm	Z1 mm	Z2 mm	g		€
689308015G	15 x 3/8" x 15	41,5	22,5	21,5	10,5	118	4	57,14
689102015G	15 x 1/2" x 15	41,5	22,5	21,5	8,5	128	4	32,58
689102018G	18 x 1/2" x 18	42	24	22	10	145	4	56,49
689102022G	22 x 1/2" x 22	42	26	21	12	170	4	45,61
689304022G	22 x 3/4" x 22	42	30	21	14	183	4	65,42
689102028G	28 x 1/2" x 28	44	29	21	15	211	4	57,14
689304028G	28 x 3/4" x 28	44	30	21	14	216	4	74,13
689100028G	28 x 1" x 28	44	34	21	16	265	4	76,40
689102035G	35 x 1/2" x 35	50	34	24	19	308	1	78,22
689304035G	35 x 3/4" x 35	50	34	24	18	305	1	79,33
689100035G	35 x 1" x 35	50	35	24	17	329	1	82,94
689102042G	42 x 1/2" x 42	57	38	27	23	419	1	94,81
689304042G	42 x 3/4" x 42	57	38	27	22	415	1	102,86
689102054G	54 x 1/2" x 54	69	44	33	30	638	1	112,97
689304054G	54 x 3/4" x 54	69	44	33	28	639	1	123,42

B 70 72

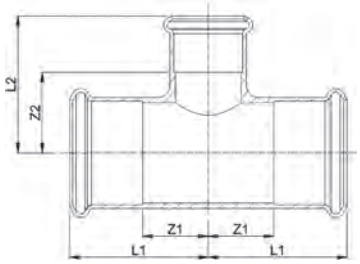

692 G

"T" RIDOTTO

- REDUCING TEE
- T-STÜCK MIT REDUZIERTEM ABGANG
- TÉ RÉDUIT
- TE REDUCIDA HHH

MATERIAL: Cu-DHP99,9 - CW024A
O-RING: HNBR giallo - yellow - Gelb jaune - amarillo

CODE	De mm	L1 mm	L2 mm	Z1 mm	Z2 mm	g		€
692018015G	18 x 15 x 18	34	35	14	15	93	4	10,79
692022015G	22 x 15 x 22	37	38	16	18	122	4	12,87
692022018G	22 x 18 x 22	37	38	16	18	128	4	16,56
692028015G	28 x 15 x 28	42	40,5	19	20,5	167	4	30,26
692028018G	28 x 18 x 28	42	40,5	19	20,5	168	4	41,78
692028022G	28 x 22 x 28	42	41	19	20	173	4	30,18
692035015G	35 x 15 x 35	50	44	24	24	250	1	44,63
692035018G	35 x 18 x 35	50	44	24	24	241	1	47,17
692035022G	35 x 22 x 35	50	44	24	23	237	1	40,82
692035028G	35 x 28 x 35	50	44	24	21	231	1	43,06
692042015G	42 x 15 x 42	57	47,5	27	27,5	338	1	81,35
692042018G	42 x 18 x 42	57	47,5	27	27,5	338	1	80,08
692042022G	42 x 22 x 42	57	53	27	32	330	1	78,07
692042028G	42 x 28 x 42	57	56	27	33	323	1	79,11
692042035G	42 x 35 x 42	57	61	27	35	338	1	82,11
692054022G	54 x 22 x 54	69	59	33,5	38	469	1	122,49
692054028G	54 x 28 x 54	69	64	33,5	41	465	1	126,18
692054035G	54 x 35 x 54	69	67	33,5	41	502	1	131,03
692054042G	54 x 42 x 54	69	70	33,5	40	489	1	98,11

B 70 72

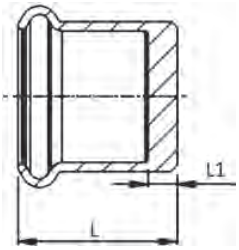

683/003 G

TAPPO DI CHIUSURA

- STOP END
- VERSCHLUSSKAPPE
- BOUCHON D'OBTURATION
- TAPÓN

MATERIAL: Cu-DHP99,9 - CW024A
O-RING: HNBR giallo - yellow - Gelb jaune - amarillo

CODE	De mm	L mm	L1 mm	g		€
683015003G	15	22,5	2,5	20	4	11,28
683018003G	18	23	3	25	4	15,03
683022003G	22	24,5	2,5	34	4	19,77
683028003G	28	26,5	3,5	49	4	30,41
683035003G	35	28,5	2,5	65	1	33,03
683042003G	42	32,5	2,5	93	1	51,19
683054003G	54	37,5	2,5	147	1	62,49

B 70 72

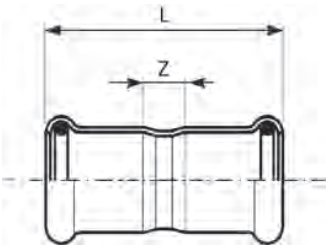

683/000 G

MANICOTTO

- COUPLING
- MUFFE
- MANCHON
- MANGUITO HH

MATERIAL: Cu-DHP99,9 - CW024A
O-RING: HNBR giallo - yellow - Gelb jaune - amarillo

CODE	De mm	L mm	Z mm	g		€
683015000G	15	49	9	39	4	**5,50**
683018000G	18	50	10	47	4	**6,94**
683022000G	22	53	11	62	4	**8,24**
683028000G	28	56	10	84	4	**15,03**
683035000G	35	63	10	108	1	**18,59**
683042000G	42	72	12	156	1	**35,01**
683054000G	54	83	13	225	1	**44,01**

B 70 72

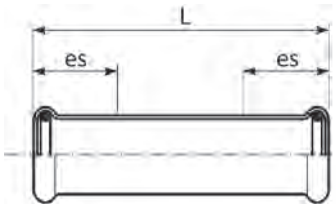

683/001 G

MANICOTTO PASSANTE

- SLIP COUPLING
- SCHIEBEMUFFE
- MANCHON LONG
- MANGUITO SIN TOPE

MATERIAL: Cu-DHP99,9 - CW024A
O-RING: HNBR giallo - yellow - Gelb jaune - amarillo

CODE	De mm	L mm	es mm	g		€
683015001G	15	80	25	58	4	**6,02**
683018001G	18	80	25	66	4	**7,11**
683022001G	22	80	25	80	4	**8,45**
683028001G	28	91	30	110	4	**15,51**
683035001G	35	102	30	167	1	**20,15**
683042001G	42	120	40	223	1	**36,70**
683054001G	54	140	40	333	1	**47,38**

B 70 72

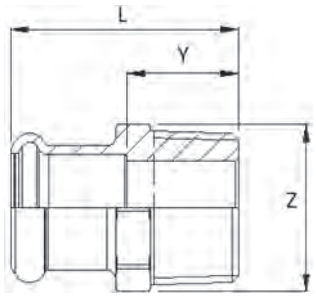

687 G

MANICOTTO MISTO FILETTO M

- MALE ADAPTER
- ÜBERGANGSSTÜCK MIT AG
- RACCORD AVEC FILETAGE MALE
- UNIÓN MACHO

MATERIAL: CuSn5Zn5Pb2-C - CC499K
O-RING: HNBR giallo - yellow - Gelb jaune - amarillo
THREAD: EN 10226-1 (ex ISO 7/1)

CODE	De x R mm x inch	L mm	Z mm	Y mm	g		€
687308015G	15 x 3/8"	32	21	12	32	4	**10,33**
687102015G	15 x 1/2"	36	22	16	53	4	**10,27**
687304015G	15 x 3/4"	37,5	27	17,5	74	4	**17,06**
687102018G	18 x 1/2"	37	22	17	47	4	**11,38**
687304018G	18 x 3/4"	38	27	17	65	4	**16,95**
687102022G	22 x 1/2"	36	27	18	58	4	**14,96**
687304022G	22 x 3/4"	39	27	18	64	4	**14,04**
687100022G	22 x 1"	42,5	34	21,5	111	4	**23,03**
687304028G	28 x 3/4"	42	34	19	93	4	**37,04**
687100028G	28 x 1"	44,5	34	21,5	105	4	**22,66**
687114028G	28 x 1"1/4	48	43	25	192	4	**46,74**
687100035G	35 x 1"	48	40	22	139	1	**51,60**
687114035G	35 x 1"1/4	50	43	24	182	1	**49,48**
687112035G	35 x 1"1/2	51	50	25	239	1	**53,48**
687114042G	42 x 1"1/4	54	50	24	223	1	**67,26**
687112042G	42 x 1"1/2	54	50	24	215	1	**69,22**
687112054G	54 x 1"1/2	60	63	24	316	1	**116,87**
687200054G	54 x 2"	63,5	63	27,5	341	1	**133,61**

B 70 72

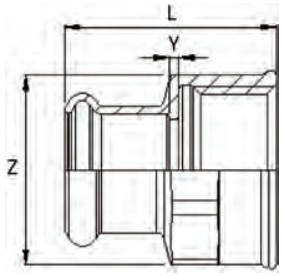

690 G

MANICOTTO MISTO FILETTO F

- FEMALE ADAPTER
- ÜBERGANGSSTÜCK MIT IG
- RACCORD AVEC FILETAGE FEMELLE
- UNIÓN HEMBRA

MATERIAL: CuSn5Zn5Pb2-C - CC499K
O-RING: HNBR giallo - yellow - Gelb jaune - amarillo
THREAD: EN 10226-1 (ex ISO 7/1)

CODE	De x Rp mm x inch	L mm	Z mm	Y mm	g		€
690308015G	15 x 3/8"	33,5	21	2	38	4	**11,97**
690102015G	15 x 1/2"	36	26	2	58	4	**15,71**
690304015G	15 x 3/4"	39	31	2	76	4	**19,39**
690102018G	18 x 1/2"	37	26	2	61	4	**16,19**
690304018G	18 x 3/4"	39	31	2	77	4	**22,47**
690102022G	22 x 1/2"	36	27	1,5	64	4	**15,38**
690304022G	22 x 3/4"	39	31	2.5	76	4	**17,71**
690100022G	22 x 1"	42,5	38	2	112	4	**29,33**
690102028G	28 x 1/2"	39	34	1	98	4	**39,36**
690304028G	28 x 3/4"	41,5	34	2	98	4	**43,42**
690100028G	28 x 1"	45	38	2,5	122	4	**28,46**
690114028G	28 x 1"1/4	48	46	3	162	4	**45,09**
690100035G	35 x 1"	45	40	2	132	1	**54,96**
690114035G	35 x 1"1/4	50	46	2	164	1	**54,30**
690114042G	42 x 1"1/4	54	50	2	198	1	**76,82**
690112042G	42 x 1"1/2	54	53	2	217	1	**78,77**
690200054G	54 x 2"	65	65	3	342	1	**137,06**

B 70 72

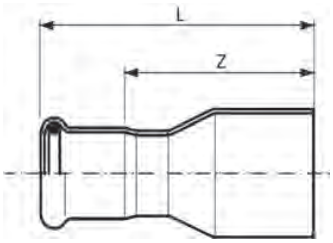

691 G

RIDUZIONE MF

- REDUCER
- REDUZIERSTÜCK
- REDUCTION
- REDUCCIÓN MH

MATERIAL: Cu-DHP99,9 - CW024A
O-RING: HNBR giallo - yellow - Gelb jaune - amarillo

CODE	De mm	L mm	Z mm	g		€
691018015G	18 x 15	57	37	42	4	**4,87**
691022015G	22 x 15	64	44	53	4	**5,96**
691022018G	22 x 18	59,5	39,5	52	4	**6,13**
691028015G	28 x 15	54	34	48	4	**14,36**
691028018G	28 x 18	53	33	54	4	**14,79**
691028022G	28 x 22	65	44	72	4	**15,12**
691035022G	35 x 22	59	38	68	1	**17,95**
691035028G	35 x 28	71	48	98	1	**19,42**
691042022G	42 x 22	66	45	97	1	**30,58**
691042028G	42 x 28	65	42	99	1	**29,76**
691042035G	42 x 35	80,5	54,5	137	1	**28,49**
691054022G	54 x 22	74	53	154	1	**72,78**
691054028G	54 x 28	70	47	148	1	**61,28**
691054035G	54 x 35	76	50	159	1	**39,88**
691054042G	54 x 42	97,5	67,5	204	1	**38,19**

B 70 72

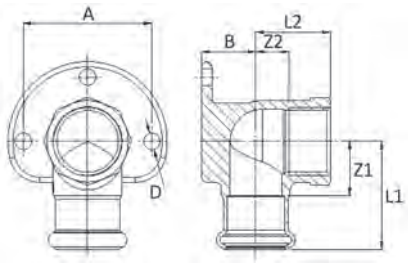

685 G

GOMITO MISTO 90° FF

- WALL PLATE ELBOW 90° WITH FEMALE THREAD
- DECKENWINKEL 90° IG
- EQUERRE 90° FF
- CODO PLACA

MATERIAL: CuSn5Zn5Pb2-C - CC499K
O-RING: HNBR giallo - yellow - Gelb jaune - amarillo
THREAD: EN 10226-1 (ex ISO 7/1)

CODE	De x Rp mm x inch	L1 mm	L2 mm	Z1 mm	Z2 mm	A mm	B mm	D mm	g		€
685102015G	15 x 1/2"	41,5	22,5	21,5	7	40	14	6,5	172	4	**28,85**
685102018G	18 x 1/2"	42	24	22	9	40	15	6,5	188	4	**37,70**
685304022G	22 x 3/4"	42	29	21	13	50	21	6,5	247	4	**61,45**

Certificazioni / Certifications

GIUNTI MECCANICI PER TUBOLATURE – MARINEPRES MECHANICAL JOINTS FOR PIPES – MARINEPRES	MAC – 398223CS	Ø 15 – 108 mm
RACCORDI A PRESSARE IN CUPRONICHEL / CUPRONICKEL PRESSFITTINGS PRODOTTI E COMPONENTI UTILIZZATI A CONTATTO CON ACQUA POTABILE PRODUCT AND ELEMENTS IN CONTACT WITH DRINKING WATER	ICIM-CAP-009671-03	Ø 15 – 108 mm
TUBE FITTINGS – MARINEPRES	TAP000007B	Ø 15 – 108 mm
PIPE, DUCT, TRUNK – MARINEPRES	MEDB00007F1	Ø 15 – 108 mm
PRESS FIT SYSTEM OF COMPRESSION TYPE FOR PIPING SYSTEMS	LR23190401TA	Ø 15 – 108 mm
COMPRESSION COUPLINGS – PRESSTYPE	MIL46378-PE001	Ø 15 – 108 mm
PIPE COUPLING WITH O-RING SEAL MARINEPRES SYSTEM	38059/CO BV	Ø 15 – 108 mm
MARINEPRES, PIPING SYSTEM AND FITTING	19-GE1920312-PDA	Ø 15 – 108 mm
MARINEPRES, MECHANICAL JOINTS	ML24PTB00011	Ø 15 – 108 mm
MARINEPRES PRESSFITTING SYSTEM	POCC IT.AM05.H05079	Ø 15 – 108 mm

Campi di applicazione / Fields of application

MARINE PRES®

- Riscaldamento / Heating
- Raffrescamento / Cooling
- Solare termico / Solar thermal
- Aria compressa / Compressed air
- Antincendio / Fire protection systems
- Acque di processo / Process water
- Scarichi / Waste water

MARINE PRES® **O-ring FKM**

Verde | Green | Grün | Vert | Verde



SCOPRI LA GAMMA
MARINE PRES®
DISCOVER THE RANGE

616/000 CN

≤54 B 90 91
76÷108 B 90 92

TUBO PER IMPIANTI NAVALI

- PIPE FOR SHIPYARD SECTOR
- ROHR FÜR SCHIFFSBEREICH
- TUBE POUR SECTEUR NAVAL
- TUBO PARA SECTOR NAVAL

NORM: DIN 86019

Mat. Nr.: CuNi10Fe1.6Mn L=6 m

CODE	Dimensions mm x mm	Ø int mm	L m	kg/m	Volume l/m	Minimum package m	€/m
616015000CN	15 x 1,0	13	6	0,39	0,133	60	57,60
616018000CN	18 x 1,0	16	6	0,48	0,201	60	70,05
616022000CN	22 x 1,0	20	6	0,59	0,314	60	86,54
616028000CN	28 x 1,5	25	6	1,12	0,491	30	163,66
616035000CN	35 x 1,5	32	6	1,41	0,804	30	206,96
616042000CN	42 x 1,5	39	6	1,71	1,194	30	250,28
616054000CN	54 x 1,5	51	6	2,21	2,042	30	324,45
616076000CN	76,1 x 2,0	72,1	6	4,16	4,08	6	549,60
616088000CN	88,9 x 2,0	84,9	6	4,88	5,66	6	633,75
616108000CN	108 x 2,5	103	6	7,41	8,332	6	1082,38

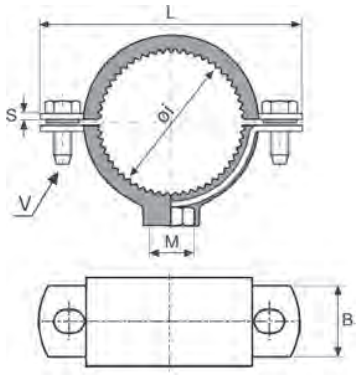

Conforme a
Conform to
Entsprechend
Correspondant
Conforme a la
DIN 4109

156/G

A 50 50

COLLARE GOMMA PER TUBO MARINEPRES

- CLAMP WITH RUBBER FOR MARINEPRES PIPE
- ROHRSCHELLE MIT GUMMIEINLAGE FÜR MARINEPRES ROHR
- COLLIER DE FIXATION GARNITURE ISOPHONIQUE POUR TUBE MARINEPRES
- ABRAZADERA ISOFÓNICA PARA TUBO MARINEPRES

MATERIAL: AISI 304 - 1.4301
VULCANIZED RUBBER: EPDM (-20° C/+120° C) durezza/hardness 55 Shore
NOTE: dado saldato con puntatura elettrica
spot welded nut

CODE	Øi mm	M	V mm	B mm	L mm	S mm	g		€
156150304G	15 - 18	M 8	M 6 x 20	20	58	2,5	72	50*	11,85
156308304G	16 - 18	M 8	M 6 x 20	20	58	2,5	76	50*	11,85
156102304G	20 - 24	M 8	M 6 x 20	20	63,5	2,5	86	50*	12,08
156304304G	25 - 28	M 8	M 6 x 20	20	70	2,5	94	50*	12,56
156100304G	31 - 35	M 8	M 6 x 20	20	79	2,5	112	50*	13,31
156114304G	39 - 43	M 8	M 6 x 20	20	85	2,5	120	50*	15,51
156112304G	47 - 54	M 8	M 6 x 25	20	97	2,5	142	50*	16,91
156212304G	73 - 76,5	M 10	M 6 x 25	30	128	2,5	308	10*	25,68
156300304G	86 - 89	M 10	M 6 x 25	30	148	2,5	346	10*	27,83
156108316G **	108	M 8 / 10	M 6 x 25	20	168	2	200	10*	23,30

(*) unità minima di vendita / minimum selling quantity
(**) Gomma staccabile - Detachable rubber - Abnehmbare Gummi - Caoutchouc amovible - Goma desmontable AISI 316 / 1.4401 (famiglia / family A 50 51)

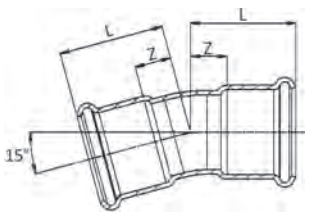

681/150 CN

≤54 B 80 81
76÷108 B 80 82

CURVA 15° FF

- 15° ELBOW FF
- BOGEN 15° II
- COUDE FF 15°
- CURVA 15° HH

MATERIAL: CuNi10Fe1.6Mn
O-RING: FKM verde - green - Grün vert - verde

CODE	De mm	L mm	Z mm	g			€
681015150CN	15	30	10	43	20	300	32,43
681022150CN	22	33	12	72	20	100	40,01
681028150CN	28	36	13	97	10	100	46,25
681035150CN	35	37	11	140	10	60	54,06
681042150CN	42	42	12	200	4	40	88,03
681054150CN	54	49	13	302	2	20	112,45
681076150CNC	76,1	87,5	32,5	863	2	2	407,21
681088150CNC	88,9	100,5	40,5	1147	2	2	486,54
681108150CNC	108	109,5	34,5	1567	2	2	668,82

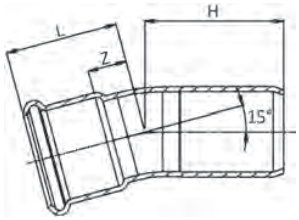

681/151 CN

≤54 B 80 81
76÷108 B 80 82

CURVA 15° MF

- 15° ELBOW MF
- BOGEN 15° IA
- COUDE MF 15°
- CURVA 15° HM

MATERIAL: CuNi10Fe1.6Mn
O-RING: FKM verde - green - Grün vert - verde

CODE	De mm	L mm	H mm	Z mm	g			€
681015151CN	15	30	40	10	42	20	300	30,94
681022151CN	22	33	41	12	71	20	100	37,73
681028151CN	28	36	43	13	101	10	100	45,84
681035151CN	35	37	41	11	148	10	60	53,50
681042151CN	42	42	55,5	12	183	4	40	83,95
681054151CN	54	49	55	13	339	2	20	106,03
681076151CNC	76,1	87,5	95,5	32,5	827	2	2	377,79
681088151CNC	88,9	100,5	108,5	40,5	1100	2	2	445,76
681108151CNC	108	109,5	118	34,5	1482	2	2	625,61

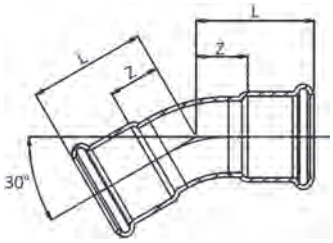

681/300 CN

≤54 B 80 81
76÷108 B 80 82

CURVA 30° FF

- 30° ELBOW FF
- BOGEN 30° II
- COUDE FF 30°
- CURVA 30° HH

MATERIAL: CuNi10Fe1.6Mn
O-RING: FKM verde - green - Grün vert - verde

CODE	De mm	L mm	Z mm	g			€
681015300CN	15	33	13	43	20	300	32,43
681022300CN	22	37	16	72	20	100	40,01
681028300CN	28	41	18	97	10	100	46,25
681035300CN	35	37	11	140	10	60	54,06
681042300CN	42	44	14	200	4	40	88,03
681054300CN	54	52	17	302	2	20	112,45
681076300CN	76,1	100	55	1004	2	2	407,21
681088300CN	88,9	115	64	1394	2	2	486,54
681108300CN	108	127	68	1896	2	2	668,82

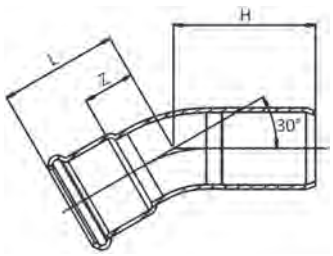

681/301 CN

≤54 B 80 81
76÷108 B 80 82

CURVA 30° MF

- 30° ELBOW MF
- BOGEN 30° IA
- COUDE MF 30°
- CURVA 30° HM

MATERIAL: CuNi10Fe1.6Mn
O-RING: FKM verde - green - Grün vert - verde

CODE	De mm	L mm	H mm	Z mm	g			€
681015301CN	15	33	43	13	42	20	300	30,94
681022301CN	22	37	46	16	71	20	100	37,73
681028301CN	28	41	48	18	101	10	100	45,84
681035301CN	35	37	46	11	148	10	60	53,50
681042301CN	42	44	54	14	208	4	40	83,95
681054301CN	54	52	63	17	339	2	20	106,03
681076301CN	76,1	100	108	55	1004	2	2	377,79
681088301CN	88,9	115	123	64	1394	2	2	445,76
681108301CN	108	127	136	68	1896	2	2	625,61

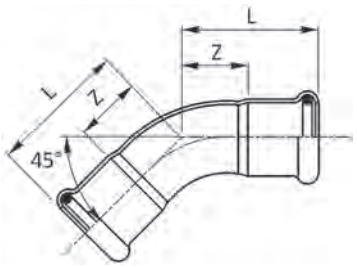

681/450 CN

≤54 B 80 81
76÷108 B 80 82

CURVA 45° FF

- 45° ELBOW FF
- BOGEN 45° II
- COUDE FF 45°
- CURVA 45° HH

MATERIAL: CuNi10Fe1.6Mn
O-RING: FKM verde - green - Grün vert - verde

CODE	De mm	L mm	Z mm	g			€
681015450CN	15	27,5	7,5	43	20	300	32,43
681018450CN	18	29,5	9,5	54	20	300	35,99
681022450CN	22	32	11	72	20	100	40,01
681028450CN	28	37	14	97	10	100	46,25
681035450CN	35	43,5	17,5	140	10	60	54,06
681042450CN	42	51	21	200	4	40	88,03
681054450CN	54	62	26,5	302	2	20	112,45
681076450CN	76,1	133	78	1004	2	2	407,21
681088450CN	88,9	144,5	84,5	1394	2	2	486,54
681108450CN	108	169	94	1896	2	2	668,82

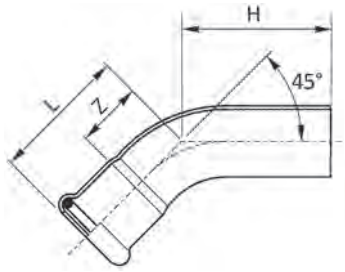

681/451 CN

≤54 B 80 81
76÷108 B 80 82

CURVA 45° MF

- 45° ELBOW MF
- BOGEN 45° IA
- COUDE MF 45°
- CURVA 45° HM

MATERIAL: CuNi10Fe1.6Mn
O-RING: FKM verde - green - Grün vert - verde

CODE	De mm	L mm	H mm	Z mm	g			€
681015451CN	15	27,5	39,5	7,5	42	20	300	30,94
681018451CN	18	29,5	36	9,5	54	20	300	33,31
681022451CN	22	32	42	11	71	20	100	37,73
681028451CN	28	37	46	14	101	10	100	45,84
681035451CN	35	43,5	57,5	17,5	148	10	60	53,50
681042451CN	42	51	72	21	208	4	40	83,95
681054451CN	54	62	82	26,5	339	2	20	106,03
681076451CN	76,1	133	149	78	1004	2	2	377,79
681088451CN	88,9	144,5	159,5	84,5	1394	2	2	445,76
681108451CN	108	169	184	94	1896	2	2	625,61

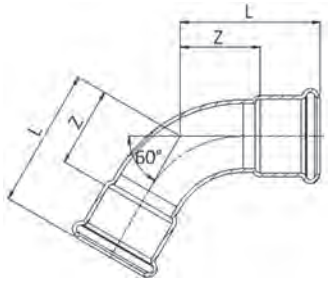

681/600 CN

≤54 B 80 81
76÷108 B 80 82

CURVA 60° FF

- 60° ELBOW FF
- BOGEN 60° II
- COUDE FF 60°
- CURVA 60° HH

MATERIAL: CuNi10Fe1.6Mn
O-RING: FKM verde - green - Grün vert - verde

CODE	De mm	L mm	Z mm	g			€
681028600CN	28	42	19	109	10	50	46,25
681035600CN	35	71	44	140	5	50	54,06
681042600CN	42	82	50	200	2	30	88,03
681054600CN	54	82	44	348	2	18	112,45
681076600CN	76,1	146,5	91,5	1311	2	2	407,21
681088600CN	88,9	162	102	1687	2	2	486,54
681108600CN	108	190	115	2440	2	2	668,82

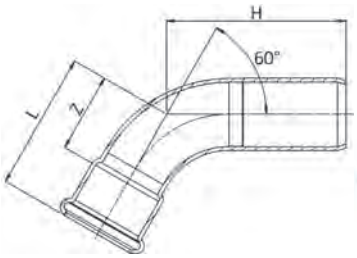

681/601 CN

≤54 B 80 81
76÷108 B 80 82

CURVA 60° MF

- 60° ELBOW MF
- BOGEN 60° IA
- COUDE MF 60°
- CURVA 60° HM

MATERIAL: CuNi10Fe1.6Mn
O-RING: FKM verde - green - Grün vert - verde

CODE	De mm	L mm	H mm	Z mm	g			€
681035601CN	35	71	74	50	148	5	50	53,50
681042601CN	42	82	86	50	208	2	30	83,95
681054601CN	54	82	89	45	339	2	18	106,03
681076601CN	76,1	146,5	164	91,5	1313	2	2	377,79
681088601CN	88,9	162	177	102	1674	2	2	445,76
681108601CN	108	190	205	115	2392	2	2	625,61

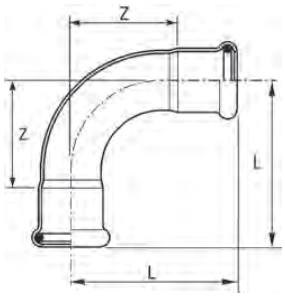

681/900 CN

≤54 B 80 81
76÷108 B 80 82

CURVA 90° FF

- 90° ELBOW FF
- BOGEN 90° II
- COUDE FF 90°
- CURVA 90° HH

MATERIAL: CuNi10Fe1.6Mn
O-RING: FKM verde - green - Grün vert - verde

CODE	De mm	L mm	Z mm	g			€
681015900CN	15	38	18	51	20	300	24,25
681018900CN	18	41,5	21,5	64	20	200	29,85
681022900CN	22	47	26	88	10	100	33,39
681028900CN	28	56	33	124	10	50	41,02
681035900CN	35	68	42	185	5	50	66,10
681042900CN	42	80	50	253	2	30	113,94
681054900CN	54	100	65	427	2	18	147,39
681076900CN	76,1	160	105	1283	2	2	350,68
681088900CN	88,9	182	122	1762	2	2	450,07
681108900CN	108	220	145	2509	2	2	585,13

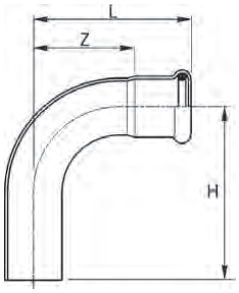

681/901 CN

≤54 B 80 81
76÷108 B 80 82

CURVA 90° MF

- 90° ELBOW MF
- BOGEN 90° IA
- COUDE MF 90°
- CURVA 90° HM

MATERIAL: CuNi10Fe1.6Mn
O-RING: FKM verde - green - Grün vert - verde

CODE	De mm	L mm	H mm	Z mm	g			€
681015901CN	15	38	48	18	51	20	300	26,40
681018901CN	18	41,5	48,5	21,5	64	20	200	27,15
681022901CN	22	47	57	26	88	10	100	31,87
681028901CN	28	56	64	33	124	10	50	39,51
681035901CN	35	68	82	42	191	5	50	63,76
681042901CN	42	80	101	50	268	2	30	104,17
681054901CN	54	100	120	65	422	2	18	142,91
681076901CN	76,1	160	177	105	1283	2	2	346,82
681088901CN	88,9	182	197	122	1762	2	2	412,95
681108901CN	108	220	233	145	2509	2	2	574,51

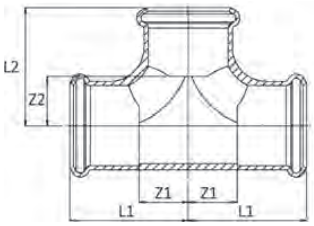

682 CN

≤54 B 80 81
76÷108 B 80 82

"T"

- EQUAL TEE
- T-STÜCK
- TÉ ÉGAL
- TE IGUAL HHH

MATERIAL: CuNi10Fe1.6Mn
O-RING: FKM verde - green - Grün vert - verde

CODE	De mm	L1 mm	L2 mm	Z1 mm	Z2 mm	g			€
682015000CN*	15	32	32	10,5	10,5	77	20	200	38,91
682018000CN*	18	34	34	12,5	12,5	95	20	100	43,02
682022000CN*	22	37	37	14,5	14,5	124	10	100	46,76
682028000CN*	28	42	42	17,5	17,5	175	10	50	55,13
682035000CN*	35	50	50	22,5	22,5	252	4	32	71,29
682042000CN*	42	57	57	25,5	25,5	343	4	20	98,44
682054000CN*	54	69	69	32,5	32,5	520	2	12	118,91
682076000CN	76,1	108	117,5	53	62,5	1422	2	2	762,50
682088000CN	88,9	131,5	134,5	71,5	71,5	1712	2	2	857,16
682108000CN	108	155	160	80	85	2359	2	2	1070,44

(*) idroformato - hydroformed - hydrogeformt - hydroformé - hidroformado

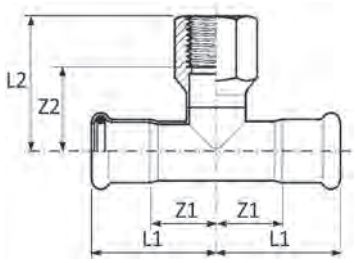

689 CN

≤54 B 80 81
76÷108 B 80 82

"T" CON DERIVAZIONE FILETTO F

- BRANCH TEE FEMALE BSP OUTLET
- T-STÜCK MIT ABGANG IG
- TÉ MIXTE AVEC FILETAGE F
- TE HEMBRA ROSCADA

MATERIAL: CuNi10Fe1.6Mn
O-RING: FKM verde - green - Grün vert - verde
THREAD: EN 10226-1 (ex ISO 7/1)

CODE	De x Rp x De mm x inch x mm	L1 mm	L2 mm	Z1 mm	Z2 mm	g			€
689102015CN	15 x 1/2" x 15	34,5	40	13,5	25	100	20	100	49,37
689102018CN	18 x 1/2" x 18	36,5	41,5	16,5	26,5	121	20	100	53,34
689102022CN	22 x 1/2" x 22	39,5	44	18	29	154	10	100	58,27
689304022CN	22 x 3/4" x 22	39,5	47	18	30,5	159	10	100	61,75
689102028CN	28 x 1/2" x 28	44	46,5	21	31,5	188	10	50	63,63
689304028CN	28 x 3/4" x 28	44	49,5	21	33	206	10	50	72,49
689102035CN	35 x 1/2" x 35	51	50	25,5	35	220	5	50	71,49
689304035CN	35 x 3/4" x 35	51	53	25,5	36,5	229	5	40	87,95
689102042CN	42 x 1/2" x 42	58,5	54	28,5	39	302	4	32	90,17
689304042CN	42 x 3/4" x 42	58,5	56,5	28,5	40	309	4	32	96,13
689102054CN	54 x 1/2" x 54	69,5	61	34	46	420	2	14	103,47
689304054CN	54 x 3/4" x 54	69,5	64	34	47,5	436	2	14	108,84
689304076CN	76,1 x 3/4" x 76,1	108	76	53	59,5	1160	2	2	676,39
689304088CN	88,9 x 3/4" x 88,9	131,5	83,5	71,5	67	1400	2	2	751,84
689304108CN	108 x 3/4" x 108	155	93	80	76,5	1896	2	2	909,90

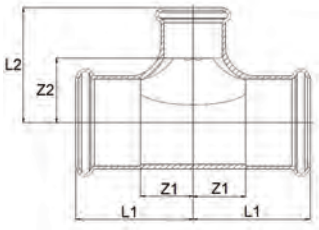

692 CN

≤54 B 80 81
76÷108 B 80 82

"T" RIDOTTO

- REDUCING TEE
- T-STÜCK MIT REDUZIERTEM ABGANG
- TÉ RÉDUIT
- TE REDUCIDA HHH

MATERIAL: CuNi10Fe1.6Mn
O-RING: FKM verde – green – Grün vert – verde

CODE	De mm	L1 mm	L2 mm	Z1 mm	Z2 mm	g			€
692018015CN*	18 x 15 x 18	34	35	12,5	13,5	89	20	100	41,25
692022015CN*	22 x 15 x 22	37	38	16	18	118	10	100	44,49
692028015CN*	28 x 15 x 28	42	40,5	17,5	19	157	10	50	51,71
692028018CN*	28 x 18 x 28	42	40,5	17,5	19	162	10	50	53,95
692028022CN*	28 x 22 x 28	42	41	17,5	20	166	10	50	54,93
692035015CN	35 x 15 x 35	51	49	25	29	176	5	50	63,58
692035022CN	35 x 22 x 35	51	50,5	25	29,5	186	5	50	67,05
692035028CN	35 x 28 x 35	51	53,5	25	30,5	191	5	35	68,06
692042022CN	42 x 22 x 42	58,5	54	28	33	264	4	20	94,29
692042028CN	42 x 28 x 42	58,5	57	28	34	261	4	20	95,53
692042035CN	42 x 35 x 42	58,5	61	28	35	303	4	20	103,79
692054022CN	54 x 22 x 54	69,5	61,5	34	40,5	368	2	16	109,78
692054028CN	54 x 28 x 54	69,5	65,5	34	41,5	385	2	16	111,19
692054035CN	54 x 35 x 54	69,5	68,5	34	42,5	403	2	16	116,30
692054042CN	54 x 42 x 54	69,5	72	34	42	419	2	16	125,42
692076022CN	76,1 x 22 x 76,1	108	72,5	52	52,5	1110	2	2	577,40
692076028CN	76,1 x 28 x 76,1	108	77	52	54	1132	2	2	621,38
692076035CN	76,1 x 35 x 76,1	108	80	52	54	1143	2	2	663,31
692076042CN	76,1 x 42 x 76,1	108	84	52	54	1165	2	2	700,08
692076054CN	76,1 x 54 x 76,1	108	91	52	55	1188	2	2	751,62
692088022CN	88,9 x 22 x 88,9	132	81	72	60	1361	2	2	612,48
692088028CN	88,9 x 28 x 88,9	132	84	72	61	1366	2	2	650,72
692088035CN	88,9 x 35 x 88,9	132	88	72	62	1389	2	2	693,13
692088042CN	88,9 x 42 x 88,9	132	91	72	61	1400	2	2	751,78
692088054CN	88,9 x 54 x 88,9	132	98	72	63	1428	2	2	778,87
692088076CN	88,9 x 76 x 88,9	132	125	72	70	1656	2	2	841,79
692108022CN	108 x 22 x 108	155	91	80	70	1857	2	2	651,38
692108028CN	108 x 28 x 108	155	94	80	71	1863	2	2	683,04
692108035CN	108 x 35 x 108	155	97	80	71	1980	2	2	758,83
692108042CN	108 x 42 x 108	155	101	80	71	2080	2	2	791,41
692108054CN	108 x 54 x 108	155	107	80	72	2147	2	2	858,27
692108076CN	108 x 76,1 x 108	155	135	80	80	2153	2	2	895,42
692108088CN	108 x 88,9 x 108	155	144	80	84	2192	2	2	1022,98

(*) idroformato – hydroformed – hydrogeformt – hydroformé – hidroformado

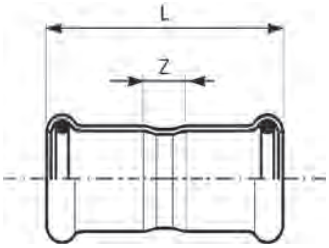

683/000 CN

≤54 B 80 81
76÷108 B 80 82

MANICOTTO

- COUPLING
- MUFFE
- MANCHON
- MANGUITO HH

MATERIAL: CuNi10Fe1.6Mn
O-RING: FKM verde - green - Grün vert - verde

CODE	De mm	L mm	Z mm	g			€
683015000CN	15	49	9	39	20	500	16,97
683018000CN	18	50	10	47	20	300	18,03
683022000CN	22	52,5	10,5	60	20	200	20,16
683028000CN	28	56	10	79	10	150	23,30
683035000CN	35	62,5	10,5	108	10	100	30,88
683042000CN	42	72	12	152	4	60	39,20
683054000CN	54	83	12	221	2	24	47,34
683076000CN	76,1	142	32	708	4	4	277,30
683088000CN	88,9	165,5	45,5	853	4	4	316,83
683108000CN	108	203	53	1305	2	2	399,20

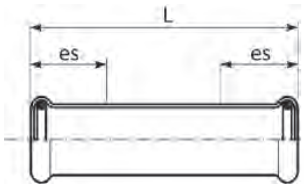

683/001 CN

≤54 B 80 81
76÷108 B 80 82

MANICOTTO PASSANTE

- SLIP COUPLING
- SCHIEBEMUFFE
- MANCHON LONG
- MANGUITO SIN TOPE

MATERIAL: CuNi10Fe1.6Mn
O-RING: FKM verde - green - Grün vert - verde

CODE	De mm	L mm	es mm	g			€
683015001CN	15	67,5	25	54	20	200	27,46
683018001CN	18	71	25	66	20	200	31,79
683022001CN	22	77	25	86	10	100	36,45
683028001CN	28	88	30	123	10	50	41,47
683035001CN	35	101,5	30	171	4	40	45,26
683042001CN	42	117	40	243	2	40	54,36
683054001CN	54	138	40	358	2	20	65,58
683076001CN	76,1	225	60	1105	2	2	515,40
683088001CN	88,9	258	70	1468	2	2	578,94
683108001CN	108	305	80	2135	2	2	704,54

B 80 81

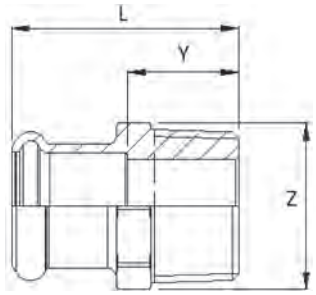

687 CN

MANICOTTO MISTO FILETTO M

- MALE ADAPTER
- ÜBERGANGSSTÜCK MIT AG
- RACCORD AVEC FILETAGE MALE
- UNIÓN MACHO

MATERIAL: CuNi10Fe1.6Mn
O-RING: FKM verde - green - Grün vert - verde
THREAD: EN 10226-1 (ex ISO 7/1)

CODE	De x R mm x inch	L mm	Z mm	Y mm	g			€
687102015CN	15 x 1/2"	36	24	16	58	20	300	**40,25**
687102018CN	18 x 1/2"	37	27	17	58	20	300	**44,04**
687304018CN	18 x 3/4"	38	30	18	73	20	200	**46,89**
687102022CN	22 x 1/2"	38	32	17	72	10	200	**54,05**
687304022CN	22 x 3/4"	39	32	18	80	10	200	**53,59**
687100028CN	28 x 1"	44,5	38	21,5	121	10	100	**71,27**
687114035CN	35 x 1"1/4	50	46	24	199	5	50	**115,85**
687112042CN	42 x 1"1/2	54	54	24	244	4	40	**181,15**
687200054CN	54 x 2"	63,5	70	27,5	406	4	32	**289,04**

B 80 81

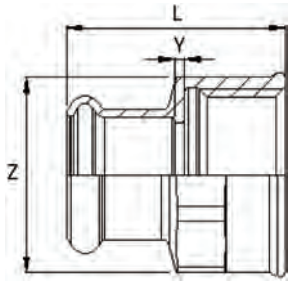

690 CN

MANICOTTO MISTO FILETTO F

- FEMALE ADAPTER
- ÜBERGANGSSTÜCK MIT IG
- RACCORD AVEC FILETAGE FEMELLE
- UNIÓN HEMBRA

MATERIAL: CuNi10Fe1.6Mn
O-RING: FKM verde - green - Grün vert - verde
THREAD: EN 10226-1 (ex ISO 7/1)

CODE	De x Rp mm x inch	L mm	Z mm	Y mm	g			€
690102015CN	15 x 1/2"	36	30	2	70	20	300	**43,66**
690102018CN	18 x 1/2"	37	30	2	74	20	300	**44,95**
690304018CN	18 x 3/4"	39	34	2	90	10	200	**43,37**
690102022CN	22 x 1/2"	36	32	1	80	20	200	**75,44**
690304022CN	22 x 3/4"	39	34	1,5	87	10	100	**62,91**
690102028CN	28 x 1/2"	39	38	1	115	10	100	**71,40**
690100028CN	28 x 1"	45	43	2,5	148	10	100	**89,11**
690114035CN	35 x 1"1/4	50	50	2	192	5	50	**137,02**
690112042CN	42 x 1"1/2	54	60	2	272	4	40	**207,91**
690200054CN	54 x 2"	65	70	3	399	4	20	**326,69**

B 80 81

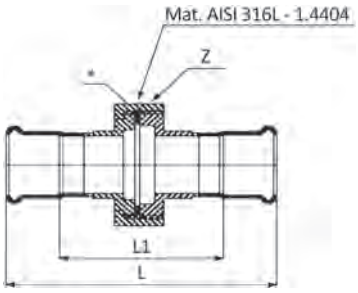

684/001 CN

BOCCHETTONE A SEDE PIANA

- FLAT FACED UNION
- DURCHGANGSVERSCHRAUBUNG MIT PRESSENDEN FLACHDICHTEND
- ÉLÉMENT DE TRANSITION FILTÉ PLAT AVEC MANCHONS DES 2 CÔTES
- RÁCOR 3 PIEZAS PLANO

MATERIAL: CuNi10Fe1.6Mn
O-RING: FKM verde - green - Grün vert - verde
GASKET: (*): FKM verde - green - Grün vert - verde

CODE	De mm	L mm	L1 mm	Z mm	Gasket mm	g			€
684015001CN	15	97	57	34	24x14 thk 3	146	10	100	**97,39**
684018001CN	18	98	58	39	30x20 thk 3	187	10	100	**114,86**
684022001CN	22	100	58	39	30x20 thk 3	194	10	50	**129,37**
684028001CN	28	118	72	58	47,5x37 thk 3	450	5	25	**188,44**
684035001CN	35	128	76	67	56x42 thk 3	617	4	20	**237,75**
684042001CN	42	141	81	77	66x56 thk 3	797	2	20	**294,94**
684054001CN	54	157	86	90	79,5x69 thk 3	1176	2	10	**496,77**

B 80 81

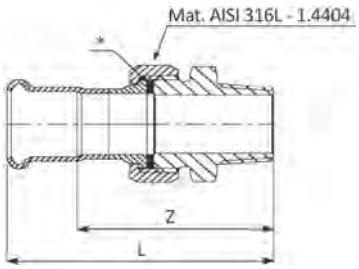

684/002 CN

BOCCHETTONE SEDE PIANA FILETTO M

- STRAIGHT MALE UNION CONNECTOR
- DURCHGANGSVERSCHRAUBUNG MIT AUSSENGEWINDE
- RACCORD UNION FILETÉ
- RÁCOR 3 PIEZAS ROSCADO MACHO

MATERIAL: CuNi10Fe1.6Mn
O-RING: FKM verde - green - Grün vert - verde
GASKET: (*): FKM verde - green - Grün vert - verde
THREAD: EN 10226-1 (ex ISO 7/1)

CODE	De x R mm x inch	L mm	Z mm	Gasket mm	g			€
684015002CN	15 x 1/2"	77	57	24x14 thk 3	142	2	160	**98,38**
684018002CN	18 x 1/2"	78	58	24x14 thk 3	144	2	160	**112,04**
684022002CN	22 x 3/4"	81	60	30x20 thk 3	202	2	100	**115,38**
684028002CN	28 x 1"	91	68	39x27 thk 3	364	2	60	**196,65**
684035002CN	35 x 1"1/4	102	76	44,5x34 thk 3	540	2	40	**251,12**
684042002CN	42 x 1"1/2	105	75	50,5x40 thk 3	563	2	30	**273,75**
684054002CN	54 x 2"	118	83	65,5x53,5 thk 3	823	2	20	**470,02**

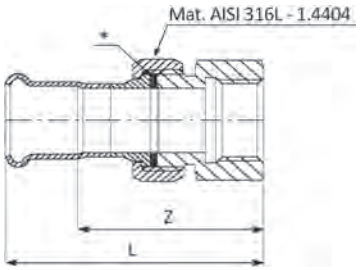



B 80 81

684/003 CN

BOCCHETTONE SEDE PIANA FILETTO F

- STRAIGHT FEMALE UNION CONNECTOR
- DURCHGANGSVERSCHRAUBUNG MIT INNENGEWINDE
- RACCORD UNION TARAUDÉ
- RÁCOR 3 PIEZAS HEMBRA

MATERIAL: CuNi10Fe1.6Mn
O-RING: FKM verde - green - Grün vert - verde
GASKET: (*): FKM verde - green - Grün vert - verde
THREAD: EN 10226-1 (ex ISO 7/1)

CODE	De x Rp mm x inch	L mm	Z mm	Gasket mm	g			€
684015003CN	15 x 1/2"	72	52	24x14 thk 3	140	2	160	93,35
684018003CN	18 x 1/2"	72	52	24x14 thk 3	145	2	140	112,61
684022003CN	22 x 3/4"	76	55	30x20 thk 3	213	2	100	128,96
684028003CN	28 x 1"	84	61	39x27 thk 3	404	2	60	169,73
684035003CN	35 x 1"1/4	94	68	44,5x34 thk 3	486	2	30	210,14
684042003CN	42 x 1"1/2	97	67	50,5x40 thk 3	536	2	30	248,13
684054003CN	54 x 2"	116	81	65,5x53,5 thk 3	1091	2	20	473,15

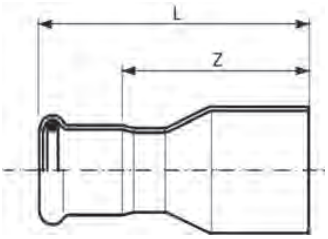

≤54 B 80 81
76÷108 B 80 82

691 CN

RIDUZIONE MF

- REDUCER
- REDUZIERSTÜCK
- REDUCTION
- REDUCCIÓN MH

MATERIAL: CuNi10Fe1.6Mn
O-RING: FKM verde - green - Grün vert - verde

CODE	De mm	L mm	Z mm	g			€
691018015CN	18 x 15	57	37	43	20	500	20,53
691022015CN	22 x 15	64	44	54	20	400	24,86
691022018CN	22 x 18	60	40	54	20	300	21,88
691028015CN	28 x 15	76,5	56,5	73	20	200	25,92
691028022CN	28 x 22	65	44	74	20	200	24,86
691035022CN	35 x 22	70	49	91	10	100	31,85
691035028CN	35 x 28	71	48	101	10	100	31,53
691042022CN	42 x 22	97	76	140	4	80	97,64
691042028CN	42 x 28	93	70	145	4	80	99,79
691042035CN	42 x 35	81	55	139	4	40	43,45
691054028CN	54 x 28	108,5	85,5	204	4	40	91,94
691054035CN	54 x 35	108	82	215	4	40	114,47
691054042CN	54 x 42	97,5	67,5	216	4	32	50,30
691076042CN	76,1 x 42	141	111	489	4	4	247,10
691076054CN	76,1 x 54	158	123	593	4	4	256,63
691088054CN	88,9 x 54	176	141	763	4	4	360,44
691088076CN	88,9 x 76,1	184	129	902	4	4	344,27
691108054CN	108 x 54	204	168	1067	2	2	395,62
691108076CN	108 x 76,1	206	151	1126	2	2	399,03
691108088CN	108 x 88,9	207	147	1229	2	2	391,25

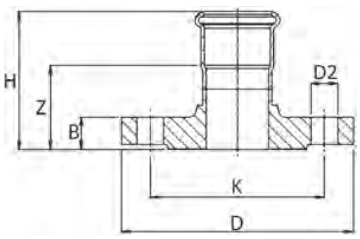

693/002 CN

≤54 B 80 81
76÷108 B 80 82

MANICOTTO FLANGIATO

- ADAPTOR FLANGE
- ÜBERGANGSFLANSCH
- BRIDE DE RACCORDEMENT
- BRIDA ADAPTADOR

MATERIAL: CuNi10Fe1.6Mn
O-RING: FKM verde - green - Grün vert - verde

PN 6

CODE	De mm	DN flg	H mm	Z mm	B mm	D mm	D2 mm	Holes Nr.	K mm	g			€
693015002CN	15	15	53	33	12	80	11	4	55	452	2	20	143,69
693018002CN	18	15	53,5	33,5	12	80	11	4	55	452	2	20	142,37
693022002CN	22	20	56,5	35,5	14	90	11	4	65	680	2	14	168,63
693028002CN	28	25	59,5	36,5	14	100	11	4	75	843	2	10	220,20
693035002CN	35	32	63	37	14	120	14	4	90	1206	2	6	246,55
693042002CN	42	40	67	37	14	130	14	4	100	1324	2	6	331,65
693054002CN	54	50	74	38	14	140	14	4	110	1505	2	4	375,65
693076002CN	76,1	65	101	45,5	14	160	14	4	130	2086	2	2	786,01
693088002CN	88,9	80	112	52	16	190	18	4	150	3253	2	2	1049,67
693108002CN	108	100	128	53	16	210	18	4	170	3924	2	2	1254,05

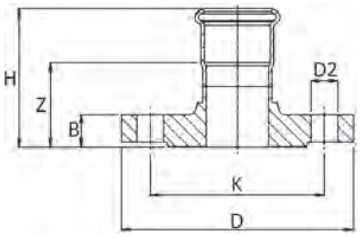

693/000 CN

≤54 B 80 81
76÷108 B 80 82

MANICOTTO FLANGIATO

- ADAPTOR FLANGE
- ÜBERGANGSFLANSCH
- BRIDE DE RACCORDEMENT
- BRIDA ADAPTADOR

MATERIAL: CuNi10Fe1.6Mn
O-RING: FKM verde - green - Grün vert - verde

PN 16

CODE	De mm	DN flg	H mm	Z mm	B mm	D mm	D2 mm	Holes Nr.	K mm	g			€
693015000CN	15	15	55	35	14	95	14	4	65	735	2	20	189,67
693018000CN	18	15	55,5	35,5	14	95	14	4	65	735	2	20	201,02
693022000CN	22	20	58,5	37,5	16	105	14	4	75	1051	2	14	228,81
693028000CN	28	25	61,5	38,5	16	115	14	4	85	1267	2	10	281,26
693035000CN	35	32	65,5	39,5	16	140	18	4	100	1828	2	6	336,90
693042000CN	42	40	69	39	16	150	18	4	110	2007	2	6	354,01
693054000CN	54	50	78	42	18	165	18	4	125	2734	2	4	563,66
693076000CN	76,1	65	105	50	18	185	18	4	145	3538	2	2	871,32
693088000CN	88,9	80	116	56	20	200	18	8	160	4382	2	2	1084,61
693108000CN	108	100	132	57	20	220	18	8	180	5230	2	2	1293,29

R 30 30

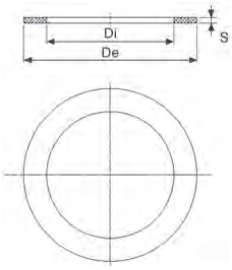



434/PN6

GUARNIZIONE ECOLOGICA PER FLANGE

- GASKET FOR FLANGE
- FLANSCHDICHTUNG
- JOINT POUR BRIDE
- JUNTA ECOLÓGICA PARA BRIDA

MATERIAL: Sesalit Eco
NORM: EN 1092-1

PN 6

CODE	DN	De mm	Di mm	S mm	g		€
434015006	15 - (1/2")	44	20	2	4	10	**0,78**
434020006	20 - (3/4")	54	25	2	6	10	**1,14**
434025006	25 - (1")	64	30	2	9	10	**1,59**
434032006	32 - (1"1/4)	75	38	2	11	10	**2,13**
434040006	40 - (1"1/2)	85	45	2	14	10	**2,78**
434050006	50 - (2")	95	57	2	15	10	**4,24**
434065006	65 - (2"1/2)	115	76	2	19	10	**5,83**
434080006	80 - (3")	132	89	2	26	10	**6,91**
434100006	100 - (4")	152	108	2	29	10	**8,18**

R 30 30

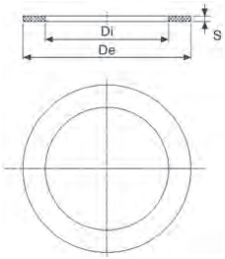



434/PN10-16

GUARNIZIONE ECOLOGICA PER FLANGE

- GASKET FOR FLANGE
- FLANSCHDICHTUNG
- JOINT POUR BRIDE
- JUNTA ECOLÓGICA PARA BRIDA

MATERIAL: Sesalit Eco
NORM: EN 1092-1

PN 10/16

CODE	DN	De mm	Di mm	S mm	g		€
434015000	15 - (1/2")	50	20	2	6	10	**0,78**
434020000	20 - (3/4")	60	25	2	8	10	**1,12**
434025000	25 - (1")	70	30	2	10	10	**1,58**
434032000	32 - (1"1/4)	82	38	2	14	10	**2,13**
434040000	40 - (1"1/2)	92	45	2	17	10	**2,78**
434050000	50 - (2")	108	57	2	22	10	**4,19**
434065000	65 - (2"1/2)	127	76	2	27	10	**5,79**
434080000	80 - (3")	142	89	2	30	10	**6,85**
434100000	100 - (4")	162	108	2	38	10	**7,86**

Sesalit ECO: fibre organiche e sintetiche legate con gomma NBR/SBR esente amianto
IMPIEGHI: Acqua calda e fredda, olii vegetali ed animali, aria, alcuni carburanti (no GAS)
LIMITI DI TEMPERATURA ORIENTATIVI
Temperatura massima per brevi esposizioni: 180º-200º C
Temperatura massima di esercizio continuo per fluidi non aggressivi: 140º C
Temperatura massima di esercizio continuo con vapore: 110º C
OMOLOGAZIONI: acqua potabile WRAS nº 1605525

Sesalit ECO: organic and synthetic fibers bonded with NBR/SBR asbestos-free
USES: hot and cold water, vegetable and animal oils, air, some fuels (no GAS)
GUIDELINE TEMPERATURE LIMITS
Maximum temperature for short exposure: 180º-200º C
Maximum operating temperature for continuous non-aggressive fluids: 140º C
Maximum temperature for continuous operation with steam: 110º C
APPROVAL: potable water WRAS nº 1605525

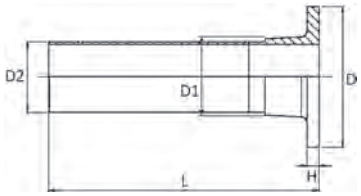

693/004 CN

≤54 B 80 81
76÷108 B 80 82

BOCCHELLO PER FLANGE LIBERE

- COLLAR FOR LOOSE FLANGES
- AUSSEN FÜR LOSE-FLANSCH
- SORTIE A BRIDE POUR BRIDE TOURNANTE
- TRONCO EMBRIDADO PARA BRIDA LOCA

MATERIAL: CuNi10Fe1.6Mn

PN 6

CODE	De mm	L mm	D mm	D1 mm	D2 mm	H mm	g			€
693022004CN	22	135	50	27	22	5	160	1	14	95,88
693028004CN	28	135	60	32	28	5	260	1	14	112,06
693035004CN	35	135	70	40	35	5	340	1	14	139,79
693042004CN	42	135	80	46	42	6	450	1	14	164,96
693054004CN	54	135	90	59	54	6	560	1	14	282,23
693076004CN	76,1	135	110	78	76,1	6	850	1	12	390,61
693088004CN	88,9	135	128	91	88,9	7	1200	1	6	543,76
693108004CN	108	135	148	110	108	7	1540	1	2	681,66

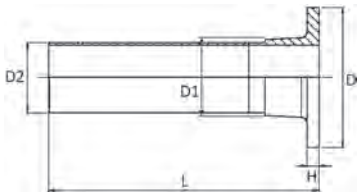

693/003 CN

≤54 B 80 81
76÷108 B 80 82

BOCCHELLO PER FLANGE LIBERE

- COLLAR FOR LOOSE FLANGES
- AUSSEN FÜR LOSE-FLANSCH
- SORTIE A BRIDE POUR BRIDE TOURNANTE
- TRONCO EMBRIDADO PARA BRIDA LOCA

MATERIAL: CuNi10Fe1.6Mn

PN 16

CODE	De mm	L mm	D mm	D1 mm	D2 mm	H mm	g			€
693022003CN	22	135	58	27	22	5	190	1	14	113,15
693028003CN	28	135	68	32	28	5	300	1	14	131,80
693035003CN	35	135	78	40	35	5	380	1	14	168,71
693042003CN	42	135	88	46	42	6	510	1	14	207,81
693054003CN	54	135	102	59	54	6	650	1	14	285,47
693076003CN	76,1	135	122	78	76,1	6	970	1	4	477,76
693088003CN	88,9	135	138	91	88,9	7	1240	1	4	600,63
693108003CN	108	135	158	110	108	7	1690	1	2	766,84

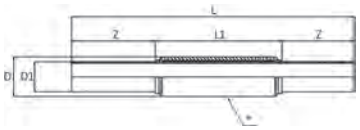

679/001 CN

≤54 B 80 81
76÷108 B 80 82

PASSAGGIO STAGNO

- DECK / BULKHEAD PENETRATION
- WANDDURCHFÜHRUNG
- PASSAGE ÉTANCHE
- PASAJE ESTAÑO

MATERIAL: CuNi10Fe1.6Mn
NOTE: (*): S235JR (Fe 360)

CODE	De mm	L mm	L1 mm	Z mm	D mm	D1 mm	g			€
679015001CN	15	450	120	165	25	15	513	1	65	**68,99**
679018001CN	18	450	120	165	30	18	693	1	65	**69,36**
679022001CN	22	450	120	165	33	22	782	1	50	**74,31**
679028001CN	28	450	120	165	37	28	865	1	45	**79,94**
679035001CN	35	450	120	165	43,5	35	1044	1	40	**97,22**
679042001CN	42	450	120	165	53	42	1440	1	32	**116,37**
679054001CN	54	450	120	165	69	54	2192	1	18	**230,21**
679076001CN	76,1	450	120	165	88,5	76,1	3167	1	8	**261,31**
679088001CN	88,9	450	120	165	107	88,9	4551	1	8	**307,17**
679108001CN	108	450	120	165	131,5	108	6337	1	6	**378,87**

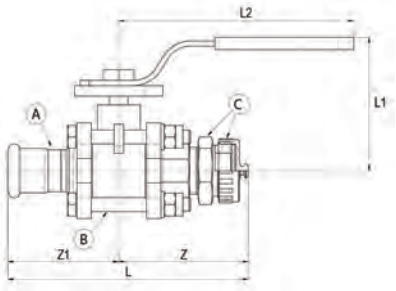

695/008 CN

B 80 81

VALVOLA A SFERA CON PRESA MANICHETTA

- BALL VALVE WITH HOSE CONNECTION
- KUGELHAHN MIT SCHLAUCHANSCHLUSS
- BOISSEAU SPHERIQUE AVEC RACCORD DETUYAU
- VÁLVULA DE BOLA CON CONEXIÓN DELA MANGUERA

MATERIAL: A: CuNi10Fe1.6Mn
B: AISI 316L – 1.4404
C: ottone - brass - Messing - laiton - latón
O-RING: FKM verde - green - Grün vert - verde

CODE	De mm	L mm	L1 mm	L2 mm	Z mm	Z1 mm	g			€
695022008CN	22 x 1"	136,5	80	151	73	63,5	1332	1	10	**551,77**

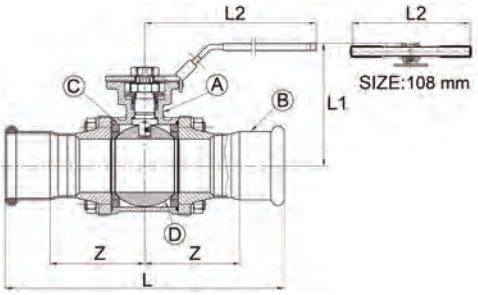

695/003 CN

≤54 B 80 81
76÷108 B 80 82

VALVOLA A SFERA 3 PZ PASSAGGIO TOTALE LUCCHETTABILE

- 3-PC BALL VALVE WITH FULL PORT
- KUGELHAHN 3-TEILIG MIT VOLLEM DURCHGANG
- BOISSEAU SPHERIQUE 3 PCS PASSAGE INTÉGRAL
- VÁLVULA DE BOLA TRES PIEZAS POSO TOTAL

MATERIAL: A-D: AISI 316L/1.4404
B: CuNi10Fe1.6Mn C: PTFE
O-RING: FKM verde - green - Grün vert - verde
NORM: flangia attuatore / flange for actuator Flansch für Stellantrieb / bride pour actuateur / brida actuador ISO 5211

CODE	De mm	DN	DN inch	L mm	Z mm	L1 mm	L2 mm	g			€
695015003CN	15	10	3/8"	122	41	72	151	726	1	10	333,72
695018003CN	18	15	1/2"	123	41,5	72	151	750	1	10	376,20
695022003CN	22	20	3/4"	127	42,5	80	151	1024	1	10	466,06
695028003CN	28	25	1"	145	49,5	90	179	1550	1	5	568,94
695035003CN	35	32	1" 1/4	170	59	95	179	2395	1	5	825,45
695042003CN	42	40	1" 1/2	197	68,5	104	198	3334	1	5	1086,49
695054003CN	54	50	2"	220	75	110	198	4694	1	2	1475,79
695076003CN	76,1	65	2" 1/2	308	99	150	270	9648	1	1	2631,73
695088003CN	88,9	80	3"	362	121	159	270	13242	1	1	4050,91
695108003CN*	108	100	4"	422	136	210	405	26250	1	1	6492,68

(*) DN 108 con tubo maniglia, with pipe handle, mit Rohrgriff, avec tube-poignée, con mango de tubo
Le condizioni stampigliate sono relative al corpo della valvola. La pressione massima di lavoro delle valvole art. 695/003 CN= 16 bar
The marked pressure's conditions are related to the body of the valve. Maximum working pressure for pressfitting valve art. 695/003 CN= 16 bar
Die markierte Konditionen der Pressfitting entsprechend den Kugelhahnkoerper. Maximaler Arbeitsbetriebsdruck für Kugelhahn 695/003 CN= 16 bar
Les conditions de pressions indiquées sur la presse vannes correspondent au corps de vanne. Pression de service maximale vannes 695/003 CN= 16 bar
Condiciones de presión marcadas están relacionadas con el cuerpo de la válvula. La presión máxima de trabajo de las válvulas art. 695/003 CN= 16 bar

CORPO VALVOLA / VALVE BODY

Pressure - Temperature Data
FLOATING BALL VALVES 1000 psi

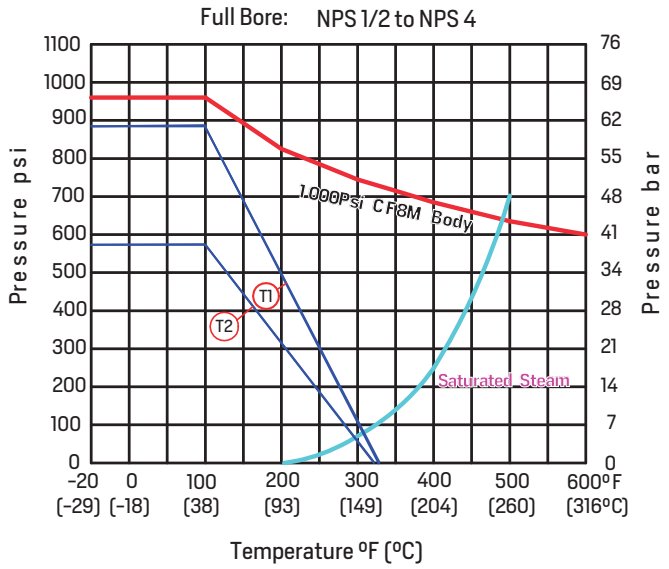

Seat Materials :
- T1 PTFE DN 15 - 32
- T2 PTFE DN 40 - 100

CV	KV
US gallon/min	m³ / h
N/A	N/A
18	15
36	31
48	41
93	80
165	141
207	177
450	386
780	668
1360	1165

1 Kv = 0,86 Cv

695/003 CN – Valvola a sfera 3 pz passaggio totale lucchettabile - 3 PC ball valve with full port Kugelhahn 3-Teilig mit vollem Durchgang – Boisseau spherique 3 pcs passage intégral - Válvula de bola tres piezas paso total

Dimensioni della flangia per attuatore / Flange for actuator dimensions / Abmessungen der Flansch für Stellantrieb / Dimensions de la bride pour actuateur Dimensiones de la brida del actuador.

De mm	DN inch	Flange type	C1 mm	C2 mm	D1 mm	D2 mm	F mm
15	3/8"	F03-F04	36	42	6	6	9
18	1/2"	F03-F04	36	42	6	6	9
22	3/4"	F03-F05	36	50	6	7	9
28	1"	F04-F05	42	50	6	7	11
35	1"1/4	F04-F07	42	70	6	9	11
42	1"1/2	F05-F07	50	70	7	9	14
54	2"	F05-F07	50	70	7	9	14
76,1	2"1/2	F07-F10	70	102	9	11	17
88,9	3"	F07-F10	70	102	9	11	17
108	4"	F10	-	102	-	11	22

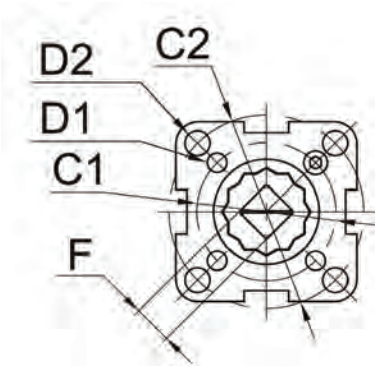

ISO 5211

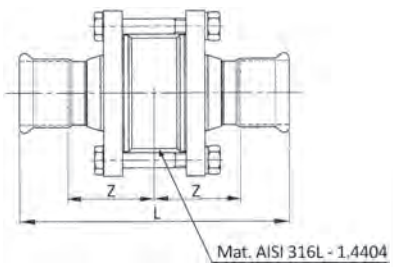

695/004 CN

≤54 B 80 81
76÷108 B 80 82

VALVOLA DI RITEGNO

- NON-RETURN VALVE
- RÜCKSCHLAGVENTIL
- CLAPET ANTI-RETOUR
- VÁLVULA DE RETENCIÓN

MATERIAL: CuNi10Fe1.6Mn (corpo/body AISI 316L - 1.4404)
O-RING: FKM verde - green - Grün vert - verde

CODE	De mm	DN	L mm	Z mm	g			€
695015004CN	15	15	113	36,5	443	1	10	**559,33**
695018004CN	18	15	113	37	554	1	10	**615,26**
695022004CN	22	20	121	39,5	614	1	10	**644,42**
695028004CN	28	25	138	46	828	1	10	**822,92**
695035004CN	35	32	158	53	1324	1	10	**1137,46**
695042004CN	42	40	180	60	1832	1	6	**1280,72**
695054004CN	54	50	199	64,5	2676	1	2	**2373,15**
695076004CN	76,1	65	269	79,5	5442	1	1	**3462,10**
695088004CN	88,9	80	303	91,5	8466	1	1	**3802,07**
695108004CN	108	100	370	110	14640	1	1	**4690,19**

Le condizioni stampigliate sono relative al corpo della valvola. La pressione massima di lavoro delle valvole art. 695/004 CN = 16 bar
The marked pressure's conditions are related to the body of the valve. Maximum working pressure for pressfitting valve art. 695/004 CN = 16 bar
Die markierte Konditionen der Pressfitting entsprechend den Kugelhahnkoerper. Maximaler Arbeitsbetriebsdruck für Kugelhahn 695/004 CN = 16 bar
Les conditions de pressions indiquées sur la presse vannes correspondent au corps de vanne. Pression de service maximale vannes 695/004 CN = 16 bar
Condiciones de presión marcadas están relacionadas con el cuerpo de la válvula. La presión máxima de trabajo de las válvulas art. 695/004 CN = 16 bar

CORPO VALVOLA / VALVE BODY

DIAGRAMMA PERDITA DI CARICO
PRESSURE LOSS DIAGRAM

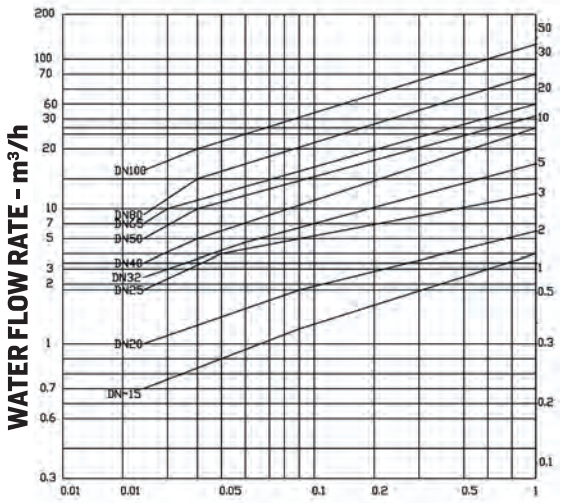

CV / KV PER VALVOLA DI RITEGNO CV / KV FOR NON-RETURN VALVE				DIREZIONE DI FLUSSO FLOW DIRECTION		
				↑	↓	→
DE	DN DN inch	CV US gallon/min	KV m³/h	Pressione di apertura Opening pressure (mbar)		
15	15 - ½"	4,1	3,5	25	21	23
18	15 - ½"	4,1	3,5	25	21	23
22	20 - ¾"	5,1	4,4	25	21	23
28	25 - 1"	14	12	25	21	23
35	32 - 1"1/4	23,3	20	27	21	24
42	40 - 1"1/2	30,3	26	29	21	25
54	50 - 2"	37,3	32	29	21	25
76,1	65 - 2"1/2	70	60	31	21	25
88,9	80 - 3"	81,7	70	32	21	26
108	100 - 4"	140	120	33	21	27

NOTE

Cv = flusso di acqua (a 60°F) in gpm (galloni al minuto) con una pressione differenziale (caduta di pressione) di 1 psi.
Kv = flusso di acqua (tra 5° e 40°) m³/h, con una pressione differenziale (caduta di pressione) di 1 bar.
(1 Kv = 0,86 Cv)

B 50 51

Klauke MAP219 BT MINI (ø 12÷35 mm)

PRESSATRICE CON BATTERIA, CARICA BATTERIA E VALIGIA

- PRESSING MACHINE WITH BATTERY, CHARGER AND CASE
- AKKU- PRESSGERÄT MIT SCHNELLLADEGERAT UND KOFFER
- SERTISSEUSE A BATTERIE AVEC CHARGEUR ET COFFRET
- AKKU-MÁQUINA CON CARGADOR RÁPIDO Y CAJA

NOTE: New model (Bluetooth technology)

CODE	Voltage	Plug	Battery	kg		€
196001018	(*) 220-240 V 50-60 Hz	(*) Europe (CEE 7/16 charge battery)	Nº 1 (18V / 1,5Ah)	6,12	1	**4661,46**

B 50 51

Klauke UAP332 BT (ø 12÷54 mm) i-press

PRESSATRICE CON BATTERIA, CARICA BATTERIA E VALIGIA

- PRESSING MACHINE WITH BATTERY, CHARGER AND CASE
- AKKU- PRESSGERÄT MIT SCHNELLLADEGERAT UND KOFFER
- SERTISSEUSE A BATTERIE AVEC CHARGEUR ET COFFRET
- AKKU-MÁQUINA CON CARGADOR RÁPIDO Y CAJA

NOTE: New model (Bluetooth technology)

CODE	Voltage	Plug	Battery	kg		€
196001019	(*) 220-240 V 50-60 Hz	(*) Europe (CEE 7/16 charge battery)	Nº 2 (18V / 4,0Ah)	8,86	1	**5563,55**

B 50 51

Klauke UAP432 BT (ø 12÷54 mm PN16 ø 76÷108 mm PN10) i-press

PRESSATRICE CON BATTERIA, CARICA BATTERIA E VALIGIA

- PRESSING MACHINE WITH BATTERY, CHARGER AND CASE
- AKKU- PRESSGERÄT MIT SCHNELLLADEGERAT UND KOFFER
- SERTISSEUSE A BATTERIE AVEC CHARGEUR ET COFFRET
- AKKU-MÁQUINA CON CARGADOR RÁPIDO Y CAJA

NOTE: New model (Bluetooth technology)

CODE	Voltage	Plug	Battery	kg		€
196001020	(*) 220-240 V 50-60 Hz	(*) Europe (CEE 7/16 charge battery) (CEE 7/17 main adapter)	Nº 2 (18V / 4,0Ah)	11,04	1	7836,09

B 50 51

Klauke UAP100120 BT (ø 76÷108 mm King size) i-press

PRESSATRICE CON BATTERIA, CARICA BATTERIA E VALIGIA

- PRESSING MACHINE WITH BATTERY, CHARGER AND CASE
- AKKU- PRESSGERÄT MIT SCHNELLLADEGERAT UND KOFFER
- SERTISSEUSE A BATTERIE AVEC CHARGEUR ET COFFRET
- AKKU-MÁQUINA CON CARGADOR RÁPIDO Y CAJA

NOTE: New model (Bluetooth technology)

CODE	Voltage	Plug	Battery	kg		€
196001021	(*) 220-240 V 50-60 Hz	(*) Europe (CEE 7/16 charge battery) (CEE 7/17 main adapter)	Nº 2 (18V / 4,0Ah)	23,6	1	13954,42
196001009V **	-	-	-	10	1	620,22

(**) Valigia vuota - Empty case - Leer Koffer - Coffret vide - Caja vacía

B 50 51

Klauke EHP2/SANB (ø 76÷108 mm King size)

GRUPPO POMPA IDRAULICA ELETTRICO

- ELECTRIC HYDRAULIC PUMP
- ELEKTRISCHEBETRIEBENES ANTRIEBSAGGREGAT
- GROUPE HYDRAULIQUE MOBILE POUR SERTIR
- UNIDAD DE ACCIONAMIENTO ELÉCTRICO

NOTE: Tensione/voltage 220-240 V / 50-60 Hz

CODE	Voltage	Plug	kg		€
196000000I	220-240 V / 50-60 Hz	CEE industrial 2P+G	69	1	23859,61

B 50 51

Klauke AHP700LS

GRUPPO POMPA IDRAULICA A BATTERIA

- BATTERY HYDRAULIC PUMP
- AKKUBETRIEBENES ANTRIEBSAGGREGAT
- GROUPE HYDRAULIQUE MOBILE POUR SERTIR
- UNIDAD DE ACCIONAMIENTO A PILAS

CODE	Voltage	Plug	Battery	kg		€
196001012	220-240 V 50-60 Hz	Europe (CEE 7/16 charge battery)	Nº 2 (18V / 4,0Ah)	9,8	1	10203,95

B 50 51

Klauke PKUAP3 (ø 12÷54 mm) per/for AHP700LS

TESTA DI PRESSATRICE

- PRESSING HEAD
- PRESSKÖPFE
- TÊTE DE SERTISSEUSE
- CABEZA DE AKKU-MÁQUINA

CODE	kg		€
196001013	2,5	1	2017,46

B 50 51

Klauke PKUAP4 (ø 12÷54 mm PN16) (ø 76,1÷108 mm PN10) per/for AHP700LS

TESTA DI PRESSATRICE

- PRESSING HEAD
- PRESSKÖPFE
- TÊTE DE SERTISSEUSE
- CABEZA DE AKKU-MÁQUINA

CODE	kg		€
196001017	3,07	1	3616,49

B 50 51

Klauke PK100AHP (ø 76÷108 mm King size) per/for AHP700LS

TESTA DI PRESSATRICE

- PRESSING HEAD
- PRESSKÖPFE
- TÊTE DE SERTISSEUSE
- CABEZA DE AKKU-MÁQUINA

CODE	kg		€
196001014	10,4	1	8665,10

B 50 51

Klauke AHP700LS

TUBO FLESSIBILE ALTA PRESSIONE L=4 M

- HIGH PRESSURE HOSE L=4 M
- HOCHDRUCKSCHLAUCH L=4 M
- TUYAU À HAUTE PRESSION L=4 M
- MANGUERA DE ALTA PRESIÓN L=4 M

CODE	kg		€
196001015	2,3	1	1270,64

B 50 51

Klauke HPU2EX (ø 12÷54 mm)

PRESSATRICE MANUALE

- MANUAL HYDRAULIC PRESSING
- MANUELLES HYDRAULISCHES PRESSWERKZEUG
- SERTISSEUSE MANUELLE
- MÁQUINA MANUAL

CODE	kg		€
196001016	3,1	1	3052,39

B 50 51

TOOL M

Klauke MAP219

GANASCIA PER PRESSATRICE

- JAW
- PRESSBACKE
- MACHOIRE
- MORDAZA PINZA

CODE	De mm	kg		€
196012002	12	1,3	1	414,50
196015002	15	1,3	1	414,50
196018002	18	1,3	1	414,50
196022002	22	1,4	1	441,06
196028002	28	1,4	1	441,06
196035002	35	1,6	1	441,06

B 50 51

TOOL M

Klauke UNP2 - UAP2 - UAP3L/432 UAP4L/432 - PKUAP3L

GANASCIA PER PRESSATRICE

- JAW
- PRESSBACKE
- MACHOIRE
- MORDAZA PINZA

CODE	De mm	kg		€
196012000	12	1,9	1	358,03
196015000	15	1,9	1	358,03
196018000	18	1,9	1	358,03
196022000	22	2	1	358,03
196028000	28	2,1	1	384,59
196035000	35	2,1	1	443,34

B 50 51

Klauke UNP2 - UAP2 UAP3L/332 - UAP4L/432

VALIGIA PER GANASCE Ø 15÷35

- CASE FOR JAWS Ø 15÷35
- LEER KOFFER FÜR PRESSBACKEN Ø 15÷35
- COFFRET POUR MACHOIRES Ø 15÷35
- CAJA PARA MORZADAS Ø 15÷35

TOOL M

CODE	De mm	kg		€
196015035K	15 - 35	13,2	1	2197,56
196015035KV*	15 - 35	6,29	1	366,74

(*) Valigia vuota - Empty case - Leer Koffer - Coffret vide - Caja vacía

B 50 51

Klauke UNP2 - UAP2 - UAP3L/332 UAP4L/432 - PKUAP3

CATENA PER PRESSATRICE

- PRESSING COLLAR
- PRESSSCHLINGE
- CHAÎNE
- MORDAZA CADENA

TOOL M

CODE	De mm	kg		€
196042004	42	1,9	1	2207,14
196054004	54	1,75	1	2207,14

B 50 51

Klauke ø 42÷54 mm

ADATTATORE PER CATENE

- ADAPTER FOR COLLARS
- ZWISCHENBACKE FÜR PRESSSCHLINGEN
- ADAPTEUR POUR MACHOIRES
- ADAPTADOR PARA MORDAZAS

CODE	De mm	kg		€
196042054	42 - 54	1,7	1	479,27

B 50 51

Klauke UAP4L/432 (PN10)

CATENA PER PRESSATRICE

- PRESSING COLLAR
- PRESSSCHLINGE
- CHAÎNE
- MORDAZA CADENA

TOOL M

CODE	De mm	kg		€
196076001	76,1	9,9	1	3666,23
196088001	88,9	9,7	1	3787,08
196108001	108	10,4	1	4519,94

B 50 51

Klauke UAP4L/432 ø 76÷108 mm (PN10)

ADATTATORE PER CATENE

- ADAPTER FOR COLLARS
- ZWISCHENBACKE FÜR PRESSSCHLINGEN
- ADAPTEUR POUR MACHOIRES
- ADAPTADOR PARA MORDAZAS

CODE	De mm	kg		€
196076108	76,1 - 108	4,4	1	1687,90

B 50 51

TOOL M

Klauke UAP100 - UAP100L/100120 PK100AHP (ø 76÷108 King size)

CATENA PER PRESSATRICE

- PRESSING COLLAR
- PRESSSCHLINGE
- CHAÎNE
- MORDAZA CADENA

CODE	De mm	kg		€
196076000	76,1	13	1	4724,71
196088000	88,9	13	1	4845,97
196108000	108	15	1	5814,02

B 50 51

TOOL M

Klauke UNP2 - UAP3L/332 UAP4L/432 (ø 42÷54 mm)

VALIGIA PER CATENE Ø 42÷54 + ADATTATORE

- CASE FOR PRESSING COLLARS Ø 42÷54 + ADAPTER
- LEER KOFFER FÜR PRESS SCHLINGEN Ø 42÷54 + ZWISCHENBACKE
- COFFRET POUR CHAÎNES Ø 42÷54 + ADAPTEUR
- CAJA PARA CADENA Ø 42÷54 + ADAPTADOR

CODE	De mm	kg		€
196042054KF	42 - 54	10,9	1	4885,72
196042054K*	42 - 54	3,9	1	352,39

(*) Valigia vuota - Empty case - Leer Koffer - Coffret vide - Caja vacía

B 50 51

RA5 (12 V / 3,0 Ah)
Klauke UAP2 - UAP100

BATTERIA

- BATTERY
- AKKU
- BATTERIE
- ACCUMULADOR

CODE	kg		€
196002000	0,7	1	520,99

B 50 51

NG2 (18 V)
Klauke UAP3L/332 - UAP4L/432 - UAP100L/100120

CAVO ELETTRICO CON ADATTATORE UNIVERSALE

- MAIN SUPPLY CIRCUIT
- SCHALTNETZTEIL
- BLOC D'ALIMENTATION
- ALIMENTADOR A LA RED

CODE	Voltage	Plug	kg		€
196004001	220-240 V / 50-60 Hz	Europe (CEE 7/17)	0,9	1	1049,55

B 50 51

Klauke MAP2L/219 - UAP3L/332
UAP4L/432 - UAP100L/100120

BATTERIA

- BATTERY
- AKKU
- BATTERIE
- ACCUMULADOR

CODE	Version	kg		€
196002001	RAL2 (18 V / 3,0 Ah)	0,7	1	856,30
196002011	RAL40 (18 V / 4,0 Ah)	0,7	1	1002,89

B 50 51

LGL1
Klauke UAP3L/332 - UAP4L/432 - UAP100L/100120

CARICABATTERIA

- FAST CHARGER
- SCHNELLLADEGERÄT
- CHARGEUR
- CARGADOR RÁPIDO

CODE	Voltage	Plug	kg		€
196003001	220-240 V / 50-60 Hz	Europe (CEE 7/16)	1,3	1	604,33

B 50 51

Novopress ECO 203 (ø 12÷54 mm)

PRESSATRICE ELETTROIDRAULICA CON VALIGIA

- ELECTROHYDRAULIC PRESSING MACHINE WITH CASE
- ELEKTROHYDRAULISCHES PRESSGERÄT MIT KOFFER
- SERTISSEUSE ELECTROHYDRAULIQUE AVEC COFFRET
- MÁQUINA ELECTROHIDRÁULICA CON CAJA

CODE	Voltage	Plug	kg		€
196000013	220-240 V / 50-60 Hz	Europe (CEE 7/17)	7,9	1	3496,58
196000015	110-120 V / 50-60 Hz	Great Britain (BS 1363)	7,9	1	3496,58

B 50 51

Novopress ACO 203 BT (ø 12÷54 mm)

PRESSATRICE CON BATTERIA, CARICA BATTERIA E VALIGIA

- PRESSING MACHINE WITH BATTERY, CHARGER AND CASE
- AKKU- PRESSGERÄT MIT SCHNELLLADEGERAT UND KOFFER
- SERTISSEUSE A BATTERIE AVEC CHARGEUR ET COFFRET
- AKKU-MÁQUINA CON CARGADOR RÁPIDO Y CAJA

NOTE: New model (Bluetooth technology)

CODE	Voltage	Plug	Battery	kg		€
196000021	(*) 220-240 V / 50-60 Hz	(*) Europe (CEE 7/16)	Nº 1 (18V / 2,0Ah)	8,0	1	4088,87
196000025	(*) 110-120 V / 50-60 Hz	(*) USA / Canada (NEMA 1-15)	Nº 1 (18V / 2,0Ah)	8,1	1	4088,87

B 50 51

Novopress ACO 203 XL BT (ø 12÷54 mm PN16 / ø 76÷108 mm PN10)

PRESSATRICE CON 2 BATTERIE, CARICA BATTERIA E VALIGIA

- PRESSING MACHINE WITH 2 BATTERIES, CHARGER AND CASE
- AKKU- PRESSGERÄT MIT SCHNELLLADEGERAT UND KOFFER
- SERTISSEUSE A BATTERIE (2) AVEC CHARGEUR ET COFFRET
- AKKU-MÁQUINA CON CARGADOR RÁPIDO Y CAJA

NOTE: New model (Bluetooth technology)

CODE	Voltage	Plug	Battery	kg		€
196000024	(*) 220-240 V / 50-60 Hz	(*) Europe (CEE 7/16)	Nº 2 (18V / 5,0Ah)	10	1	5861,81

B 50 51

Novopress ACO 403 BT (ø 76÷168 mm)

PRESSATRICE CON 2 BATTERIE, CARICA BATTERIA E VALIGIA

- PRESSING MACHINE WITH 2 BATTERIES, CHARGER AND CASE
- AKKU- PRESSGERÄT MIT SCHNELLLADEGERAT UND KOFFER
- SERTISSEUSE A BATTERIE (2) AVEC CHARGEUR ET COFFRET
- AKKU-MÁQUINA CON CARGADOR RÁPIDO Y CAJA

NOTE: New model (Bluetooth technology)

CODE	Voltage	Plug	Battery	kg		€
196000023	(*) 220-240 V / 50-60 Hz	(*) Europe (CEE 7/16)	Nº 2 (18V / 5,0Ah)	20,4	1	11422,94

B 50 51

Novopress EFP 2 - EFP/AFP 201 - EFP/AFP 202 ECO/ACO 202 - ECO/ACO 203 - ACO 203XL

TOOL M

GANASCIA PER PRESSATRICE

- JAW
- PRESSBACKE
- MACHOIRE
- MORDAZA PINZA

CODE	De mm	kg		€
19601200N	12	1,9	1	505,82
19601500N	15	1,9	1	505,82
19601800N	18	1,9	1	505,82
19602200N	22	2	1	505,82
19602800N	28	2	1	505,82
19603500N	35	2	1	505,82

B 50 51

Novopress EFP 2 - EFP/AFP 201 - EFP/AFP 202 ECO/ACO 202 - ECO/ACO 203 - ACO 203XL

TOOL M

VALIGIA PER GANASCE Ø 15÷35

- CASE FOR JAWS Ø 15÷35
- LEER KOFFER FÜR PRESSBACKEN Ø 15÷35
- COFFRET POUR MACHOIRES Ø 15÷35
- CAJA PARA MORZADAS Ø 15÷35

CODE	De mm	kg		€
196015035N	15 - 35	12,6	1	2701,84
196015035NV*	15 - 35	2,8	1	321,39

(*) Valigia vuota - Empty case - Leer Koffer - Coffret vide - Caja vacía

B 50 51

NEW

Novopress EFP 2 - EFP/AFP 201 - EFP/AFP 202 ECO/ACO 202 - ECO/ACO 203 - ACO 203X

TOOL M

CATENA SNAP-ON

- PIVOTING RING
- SCHWENKBARE PRESSRINGE
- ANNEAUX DE SERTISSAGE
- ANILLO DE PRENSAR

CODE	De mm	kg		€
19601502N	15	0,501	1	563,22
19601802N	18	0,541	1	563,22
19602202N	22	0,601	1	614,94
19602802N	28	0,410	1	614,94
19603502N	35	0,510	1	614,94

B 50 51

NEW

Novopress EFP 2 - EFP/AFP 201 - EFP/AFP 202 ECO/ACO 202 - ECO/ACO 203 - ACO 203X

ADATTATORE SZB201

- ADAPTER SZB201
- ADAPTER SZB201
- ADAPTATEUR SZB201
- ADAPTADOR SZB201

CODE	De mm	kg		€
196153502N	15 - 35	1,94	1	695,40

B 50 51

TOOL M

Novopress EFP 2 - EFP/AFP 201-202 ECO/ACO 202-203 - ACO 203XL - ECO301

CATENA PER PRESSATRICE

- PRESSING COLLAR
- PRESSSCHLINGE
- CHAÎNE
- MORDAZA CADENA

CODE	De mm	kg		€
19604200N	42	1,6	1	2726,14
19605400N	54	2,6	1	2827,77

B 50 51

Novopress EFP 2 - EFP/AFP 201 - EFP/AFP 202 ECO/ACO 202 - ECO/ACO 203 - ACO 203XL

ADATTATORE PER CATENE ZB203

- ADAPTER FOR COLLARS ZB203
- ZWISCHENBACKE FÜR PRESSSCHLINGEN ZB203
- ADAPTEUR POUR MACHOIRES ZB203
- ADAPTADOR PARA MORDAZAS ZB203

CODE	De mm	kg		€
196042054N	42 - 54	2,3	1	538,07

B 50 51

TOOL M

Novopress EFP 2 - EFP/AFP 201 - EFP/AFP 202 ECO/ACO 202 - ECO/ACO 203 - ACO 203XL

VALIGIA PER CATENE Ø 42÷54 + ADATTATORE ZB203

- CASE FOR PRESSING COLLARS Ø 42÷54 + ADAPTER ZB203
- LEER KOFFER FÜR PRESS SCHLINGEN Ø 42÷54 + ZWISCHENBACKE ZB203
- COFFRET POUR CHAÎNES Ø 42÷54 + ADAPTEUR ZB203
- CAJA PARA CADENA Ø 42÷54 + ADAPTADOR ZB203

CODE	De mm	kg		€
196042054VN	42 - 54	8	1	6110,26
196042054V*	42 - 54	2,8	1	358,03

(*) Valigia vuota - Empty case - Leer Koffer - Coffret vide - Caja vacía

B 50 51

TOOL M

Novopress ACO 203 XL - ECO 301 (ø 76÷108 mm PN10)

CATENA PER PRESSATRICE

- PRESSING COLLAR
- PRESSSCHLINGE
- CHAÎNE
- MORDAZA CADENA

CODE	De mm	kg		€
196076003	76,1	4,4	1	2988,99
196088003	88,9	4,8	1	2988,99
196108003	108	6	1	3444,27

B 50 51

Adattatore ZB 221 per catene ø 76,1-88,9-108/1 ACO 203 XL (PN10)

ADATTATORE PER CATENE

- ADAPTER FOR COLLARS
- ZWISCHENBACKE FÜR PRESSSCHLINGEN
- ADAPTEUR POUR MACHOIRES
- ADAPTADOR PARA MORDAZAS

CODE	De mm	kg		€
196076108N*	76,1 - 88,9 - 108 (1º)	4,7	1	1992,49

(*) Per pressatura preliminare diametro 108 mm; il giunto DN 108 mm deve essere pressato una seconda volta con adattatore codice 196000108N.
Preliminary pressing for diameter 108 mm; DN 108 mm joint must be pressed a second time with adapter item 196000108N.

B 50 51

Adattatore ZB 222 per catena ø 108/2 ACO 203 XL (PN10)

ADATTATORE PER CATENE

- ADAPTER FOR COLLARS
- ZWISCHENBACKE FÜR PRESSSCHLINGEN
- ADAPTEUR POUR MACHOIRES
- ADAPTADOR PARA MORDAZAS

CODE	De mm	kg		€
196000108N	108 (2º)	5,2	1	1992,49

B 50 51

Novopress ACO 203 XL (PN10) Novopress ZB 221 / ZB 222 per catene ø 76-108

SET ADATTATORI ZB221/ZB222

- ADAPTERS SET ZB221/ZB222
- ADAPTER SET ZB221/ZB222
- SET DES ADAPTATEURS ZB221/ZB222
- SET DE ADAPTADORES ZB221/ZB222

CODE	kg		€
196000019	13	1	4136,19
196000000VN*	3,1	1	321,39

(*) Valigia vuota - Empty case - Leer Koffer - Coffret vide - Caja vacía

B 50 51

Novopress ACO 401/403 (ø 76÷108 King size)

CATENA PER PRESSATRICE

- PRESSING COLLAR
- PRESSSCHLINGE
- CHAÎNE
- MORDAZA CADENA

TOOL M

CODE	De mm	kg		€
196076002	76,1	6	1	3474,93
196088002	88,9	8	1	3556,12
196108002	108	9	1	5656,64

B 50 51

Novopress ACO 401/403 (ø 139÷168 Over size)

CATENA PER PRESSATRICE

- PRESSING COLLAR
- PRESSSCHLINGE
- CHAÎNE
- MORDAZA CADENA

TOOL M

CODE	De mm	kg		€
196139002	139,7	14,4	1	10686,97
196168002	168,3	19,7	1	11440,83

B 50 51

Novopress ACO 202/203 - ACO 401/403

CARICABATTERIA

- FAST CHARGER
- SCHNELLLADEGERÄT
- CHARGEUR
- CARGADOR RÁPIDO

CODE	Voltage	Plug	kg		€
19600300N	220-240 V / 50-60 Hz	Europe (CEE 7/16)	0,97	1	**541,25**

B 50 51

Novopress - Akku

BATTERIA

- BATTERY
- AKKU
- BATTERIE
- ACCUMULADOR

CODE	Version	kg		€
19600204N	18 V / 2,0 Ah Li • ACO 202/203/401/403	0,5	1	**602,12**
19600205N	18 V / 5,0 Ah Li • ACO 202/203/401/403	0,9	1	**1286,73**

B 50 51

116/1

TAGLIATUBI MANUALE

- PIPE CUTTER
- ROHRSCHNEIDER
- COUPE-TUBES
- CORTATUBO

CODE	De mm	kg		€
116000011	6 ÷ 60	0,350	1	**447,11**

B 50 51

116/2

ROTELLA TAGLIATUBI

- CUTTING WHEEL
- SCHNEIDRAD FÜR ROHRSCHNEIDER
- MOLETTE POUR COUPE-TUBES
- CUCHILLA

CODE	Version	De mm	g		€
116000012	For pipe cutter code / Per tagliatubi codice 116000011	6 ÷ 60	38	1	**100,38**

B 50 51

116/0 (ø 12÷54 mm)

SBAVATORE UNIVERSALE TUBI

- PIPE DEBURRER
- ENTGRATER
- EBAVUREUR DE TUBE
- DESBARBADOR

CODE	De mm	g		€
116000000	10 ÷ 54	612	1	**185,67**

B 50 51

116/3 (ø 76÷108 mm)

SBAVATORE UNIVERSALE TUBI

- PIPE DEBURRER
- ENTGRATER
- EBAVUREUR DE TUBE
- DESBARBADOR

CODE	De mm	g		€
116000003	63 ÷ 110	1942	1	**700,93**

B 50 51

116/18

TAGLIATUBI ELETTRICO - CENTO

- ELECTRIC PIPE CUTTER - CENTO
- ELEKTRISCH ROHRSCHNEIDER - CENTO
- ÉLECTRIQUE COUPE-TUBES - CENTO
- CORTATUBO ELÉCTRICO - CENTO

NOTE: Esclusa rotella - wheel excluded - Schneidrad separat molette exclue - cuchilla excluida

CODE	De mm	kg		€
116000018	12 ÷ 108	19,070	1	**3895,71**

B 50 51

116/28

TAGLIATUBI ELETTRICO - DUECENTO

- ELECTRIC PIPE CUTTER - DUECENTO
- ELEKTRISCH ROHRSCHNEIDER - DUECENTO
- ÉLECTRIQUE COUPE-TUBES - DUECENTO
- CORTATUBO ELÉCTRICO - DUECENTO

NOTE: Esclusa rotella - wheel excluded - Schneidrad separat molette exclue - cuchilla excluida

CODE	De mm	kg		€
116000028	tubo/pipe Ø 100 ÷ 225 mm Ø 40 ÷ 225 con accessorio code 116000078 Ø 40 ÷ 225 with accessory code 116000078	43,800	1	**7907,38**

B 50 51

116/78

INSERTO RULLI PER TUBI Ø 40-100 MM - DUECENTO

- ROLLER INSERT Ø 40-100 MM - DUECENTO
- LAUFROLLENEINSATZ Ø 40-100 MM - DUECENTO
- ROULEAU ROTATION INTERMÉDIAIRE Ø 40-100 MM - DUECENTO
- INSERTO DE RODILLOS Ø 40-100 MM - DUECENTO

CODE	De mm	kg		€
116000078	Ø 40 ÷ 100	2,070	1	**760,26**

B 50 51

116/38

ROTELLA PER TAGLIATUBO CENTO-DUECENTO

- CUTTING WHEEL PIPE CUTTER CENTO-DUECENTO
- SCHNEIDRAD ROHRSCHNEIDER CENTO-DUECENTO
- MOLETTE POUR COUPE-TUBES CENTO-DUECENTO
- CUCHILLA PARA CORTATUBO CENTO-DUECENTO

CODE	g		€
116000038	300	1	**342,67**

B 50 51

116/48

PIEDISTALLO TAGLIATUBI CENTO

- PEDESTAL FOR CENTO PIPE CUTTER
- SOCKEL FÜR CENTO ROHRSCHNEIDER
- PIÉDESTAL POUR COUPE-TUBES CENTO
- PEDESTAL PARA CORTATUBO CENTO

CODE	kg		€
116000048	9,550	1	**627,32**

B 50 51

116/58

CAVALLETTO PER TUBI Ø 8÷108 MM

- EASEL FOR PIPES Ø 8÷108 MM
- GESTELL FÜR ROHRS Ø 8÷108 MM
- CHEVALET POUR PIPE Ø 8÷108 MM
- CABALLETE DE TUBO Ø 8÷108 MM

CODE	kg		€
116000058	7,000	1	943,60

B 50 51

116/6 (ø 15÷54 mm)

SPELATUBI

- DISMANTLING TOOL
- ABMANTELGERÄT
- DÉNUDEUR
- PELADOR

CODE	De mm	g		€
116000006	15 - 22	236	1	177,94
116000016	18 - 28	320	1	177,94
116000026	35 - 42	703	1	199,05
116000036	54	477	1	278,80

B 50 51

116/7 (ø 76÷108 mm)

SPELATUBI

- DISMANTLING TOOL
- ABMANTELGERÄT
- DÉNUDEUR
- PELADOR

CODE	De mm	kg		€
116076007	76,1	1,040	1	282,17
116088007	88,9	1,218	1	303,97
116108007	108	1,668	1	396,65

B 50 51

274/0 (ø 15÷54 mm)

TOOL M

MARCATORE

- MARKER
- MARKIERLEHRE
- MARQUEUR
- MARCATUBO

CODE	De mm	g			€
274000000	15 ÷ 54	26	1	50	1,84

B 50 51

274/1 (ø 76÷108 mm)

TOOL M

MARCATORE

- MARKER
- MARKIERLEHRE
- MARQUEUR
- MARCATUBO

CODE	De mm	g			€
274000001	76,1 ÷ 108	190	1	20	25,20

B 50 51

NEW

274/LABEL Etichette

ETICHETTA FLUIDO PER TUBAZIONI

- PIPE FLUID LABEL
- AUFKLEBER UND SCHILDER FUER ROHRKENNZEICHNUNG
- ÉTIQUETTE DE FLUIDE DE CANALISATION
- ETIQUETA DE FLUIDO CONDUCIDO EN TUBERÍA

CODE	Description	Dimensions mm x mm	g		€
274000010	Acqua – Water	120 x 30	2	20	4,50
274000020	Gas – Gas	120 x 30	2	20	4,50
274000030	Aria compressa – Compressed air	120 x 30	2	20	4,50
274000040	Antincendio – Firefighting	120 x 30	2	20	4,50

B 50 52

O-Ring EPDM - M Profile

NERO

- BLACK
- SCHWARZ
- NOIR
- NEGRO

NOTE: Impieghi / Application field / Einsatzgebiete / Champs d'application / Aplicaciones:
Idrosanitaria / riscaldamento / raffrescamento
Sanitary / Heating / Cooling
Sanitär / Heizung / Kühlung
Sanitaire / Chauffage /Circuits réfrigérants
Agua sanitaria / Calefacción / Circuito de refrigeración

Material: EPDM
Profilo M - M profile - M Kontur - profil M - perfil M

CODE	De mm	g		€
11501525N	15	1	20	0,30
11501825N	18	1	20	0,35
11502230N	22	1	20	0,46
11502830N	28	2	20	0,50
11503530N	35	2	20	0,64
11504240N	42	5	20	0,82
11505440N	54	6	20	0,88
11507770NM	76,1	14	10	3,36
11509070NM	88,9	17	10	3,68
11510909NM	108	33	10	4,23
115139100N	139,7	43	1	7,92
115168100N	168,3	95	1	8,36

B 50 52

O-Ring HNBR - M profile

GIALLO

- YELLOW
- GELB
- JAUNE
- AMARILLO

NOTE: Impieghi / Application field / Einsatzgebiete / Champs d'application / Aplicaciones:
Gas / Gas / Gas / Gaz / Gas

Material: HNBR
Profilo M - M profile - M Kontur - profil M - perfil M

CODE	De mm	g		€
11501525GH	15	1	20	0,42
11501825GH	18	1	20	0,49
11502230GH	22	1	20	0,65
11502830GH	28	2	20	0,67
11503530GH	35	2	20	0,94
11504242GHM	42	5	20	1,62
11505440GH	54	6	20	1,73
11507670GM	76,1	14	10	7,48
11508870GM	88,9	17	10	10,02
11510809GM	108	33	10	14,03

B 50 52

O-Ring FKM - M Profile

VERDE

- GREEN
- GRÜN
- VERT
- VERDE

NOTE: Impieghi / Application field / Einsatzgebiete / Champs d'application / Aplicaciones:
Solare / Solar / Solar / Solaire / Solares
Olio / Pil / Öl / Huile / Aceite

Material: FKM
Profilo M - M profile - M Kontur - profil M - perfil M

CODE	De mm	g		€
11501525V	15	1	20	0,66
11501825V	18	1	20	0,66
11502230V	22	1	20	0,96
11502830V	28	2	20	1,07
11503530V	35	2	20	1,49
11504240V	42	5	20	2,15
11505440V	54	6	20	2,59
11507770VM	76,1	14	10	9,85
11509070VM	88,9	17	10	12,94
11510909VM	108	33	10	20,41
115139100V	139,7	43	1	24,44
115168100V	168,3	95	1	26,12

B 50 52

O-Ring MVQ - M Profile

ROSSO

- RED
- ROT
- ROUGE
- ROJO

NOTE: Impieghi / Application field / Einsatzgebiete / Champs d'application / Aplicaciones:
Applicazioni industriali - chiedere ad RM
Industrial applications - ask RM
Industrieanwendungen - fragen RM
Applications industrielles - demander RM
Aplicaciones industriales - preguntar RM

Material: MVQ
Profilo M - M profile - M Kontur - profil M - perfil M

CODE	De mm	g		€
11501525R	15	1	20	0,38
11501825R	18	1	20	0,46
11502230R	22	1	20	0,59
11502830R	28	2	20	0,61
11503530R	35	2	20	0,67
11504240R	42	5	20	0,89
11505440R	54	6	20	1,27
11507770R	76,1	14	10	7,08
11509070R	88,9	17	10	9,31
11510990R	108	33	10	10,78

B 50 52

115/EPDM

GUARNIZIONE EPDM

- EPDM GASKET
- DICTUNG AUS EPDM
- JOINT EPDM
- JUNTA EN EPDM

NOTE: Impieghi / Application field / Einsatzgebiete / Champs d'application / Aplicaciones:
Idrosanitaria / riscaldamento / raffrescamento
Sanitary / Heating / Cooling
Sanitär / Heizung / Kühlung
Sanitaire / Chauffage /Circuits réfrigérants
Agua sanitaria / Calefacción / Circuito refrigeracion

CODE	De mm	D1 mm	D2 mm	S mm	g		€
115683102E	15 - 18	18	10	2,5	1	20	2,16
115683304E	15 - 18 - 22	24	14	2,5	1	20	2,16
115683100E	18 - 22 - 28	30	20	2,5	1	20	2,16
115683114E	28 - 35	39	27	2,5	2	20	2,36
115683112E	35 - 42	44,5	30	2,5	3	20	2,54
115183112E	35 - 42	44,5	34	2,5	3	20	2,54
115183051E	28	47,5	37	2,5	3	20	2,54
115183134E	42	50,5	40	2,5	3	20	3,27
115683134E	42	50,5	38	2,5	4	20	3,27
115183200E	42	56	42	2,5	4	20	3,27
115183540E	54	65,5	53,5	3	4	20	4,16
115183154E	54	65,5	45	3	4	20	4,16
115183242E	42	66	56	2,5	4	20	4,16
115183054E	54	71,5	53	3	5	20	4,16
115183254E	54	79,5	69	2,5	5	20	4,16

B 50 52

115/HNBR

GUARNIZIONE HNBR

- HNBR GASKET
- DICTUNG AUS HNBR
- JOINT HNBR
- JUNTA EN HNBR

NOTE: Impieghi / Application field / Einsatzgebiete / Champs d'application / Aplicaciones:
Gas / Gas / Gas / Gaz / Gas

CODE	De mm	D1 mm	D2 mm	S mm	g		€
115683102H	15 - 18	18	10	2,5	1	20	2,86
115683304H	15 - 18	24	14	2,5	1	20	2,92
115683100H	22 - 28	30	20	2,5	1	20	3,42
115683114H	28 - 35	39	27	2,5	2	20	5,29
115183112H	35 - 42	44,5	34	2,5	3	20	6,04
115183200H	42 - 54	56	42	2,5	4	20	10,64

B 50 52

115/FKM

GUARNIZIONE FKM

- FKM GASKET
- DICTUNG AUS FKM
- JOINT FKM
- JUNTA EN FKM

NOTE: Impieghi / Application field / Einsatzgebiete / Champs d'application / Aplicaciones:
Solare / Solar / Solar / Solaire / Solares.

CODE	De mm	D1 mm	D2 mm	S mm	g		€
115683102F	15 - 18	18	10	3	1	20	**2,72**
115683304F	15 - 18 - 22	24	14	3	1	20	**2,72**
115683100F	18 - 22 - 28	30	20	3	1	20	**3,20**
115683114F	28 - 35	39	27	3	2	20	**4,94**
115183112F	35 - 42	44,5	34	3	3	20	**5,64**
115183051F	28	47,5	37	3	3	20	**6,14**
115183134F	42	50,5	40	3	4	20	**6,14**
115183200F	42 - 54	56	42	3	4	20	**9,94**
115183154F	54	65,5	45	3	4	20	**9,94**
115183540F	54	65,5	53,5	3	4	20	**9,94**
115183242F	42	66	56	3	4	20	**15,47**
115183054F	54	71,5	53	3	5	20	**15,47**
115183254F	54	79,5	69	3	5	20	**18,41**

B 60 60

850NS

BENDA DI PROTEZIONE BUTILICA RACCORDI STEELPRES

- BANDAGE PROTECTION FOR STEELPRES FITTINGS
- SCHUTZBAND FÜR STEELPRES FITTINGE
- BANDE DE PROTECTION POUR RACCORDS STEELPRES
- FUNDA DE PROTECCION PIEZAS STEELPRES

CODE	Lg x L cm x m	g		€
850NS000000	5 cm x 9,15 m	734	24	**34,12**

Raccomandato per impianti di raffrescamento
Recommended for cooling installation
Empfehlt fuer Kuehlungsanlagen
Recommandé pour installations de refroidissement
Recomendado para instalaciones de refrigeracion

FOCUS ON

Umidità e condensa: quando si forma, perché?

La condensa è un fenomeno naturale che si manifesta quando l'aria carica di vapore acqueo entra in contatto con superfici fredde.
La differenza di temperatura tra aria calda e superfice fredda provoca la trasformazione del vapore in gocce d'acqua.

Effetto della condensa sui tubi in acciaio al carbonio zincati.

Negli impianti di raffrescamento realizzati con tubi zincati non adeguatamente protetti, l'eventuale formazione di condensa sulla superficie esterna del tubo in presenza di ossigeno, provoca la formazione di ossido di zinco. Una volta consumato tutto lo zinco superficiale, sulla sottostante superfice in acciaio al carbonio si innesca una corrosione generalizzata con formazione di ossido di ferro.

Come risolvere il problema?

Per preservare il tubo in acciaio al carbonio è necessario rivestire la sua superficie con un materiale protettivo che non si ossidi e che svolga azione di barriera fisica tra tubazione ed atmosfera.

Quale soluzione offre RM?

Per facilitare la fase di installazione e protezione delle tubazioni e dei raccordi Steelpres, mettiamo a disposizione tubo in acciaio al carbonio zincato rivestito con PP e bende butiliche da nastrare sopra i raccordi.

Protezione di tubi e raccordi dalla corrosione esterna.

Il nastro adesivo isobutilico presenta grande allungabilità in entrambi i sensi ed un forte potere adesivo ed auto amalgamante. Lo stesso non necessita di primer aggrappante, impermeabilizza perfettamente le superfici, isolando da agenti atmosferici e chimici blandi. La grande allungabilità conferisce ai nastri un'adattabilità pressochè universale su tutte le superfici, anche le più irregolari quali curve,

Tee, giunti a bicchiere etc. Per applicarlo e sufficiente che la superficie sia pulita e non umida. Il nastro va spellicolato esercitando la tensione necessaria a seconda delle situazioni. Esso si allunga infatti fino al 700% della sua lunghezza iniziale mentre lo spessore finale e in funzione della trazione esercitata. È consigliabile una sovrapposizione di almeno un 10% della larghezza del nastro.
La protezione attraverso il rivestimento con fasce e/o verniciatura, deve comunque avvenire sempre dopo la prova impianto.

Humidity and condensate: when and why it creates.

Condensate is a natural event appearing when the air rich in water vapour comes into contact with cold surfaces.
The difference in temperature between hot air and cold surfaces brings about the transformation of vapour in water drops.

Effects of condensate on zincplated carbon steel pipes.

In cooling systems obtained from not suitably protected zinc-plated pipes, possible condensate creation on pipes' outer surface in presence of oxygen causes the formation of zinc oxide. After superficial zinc consumption, on carbon steel surface under zinc coating a general corrosion starts with the formation of iron oxide.

How to solve the problem.

In order to protect carbon steel pipes, it is necessary to coat its surface by a protective material that does not oxidise and acts as physical barrier between pipe and atmosphere.

RM's solution.

To ease the phases of installation and protection zinc-plated carbon steel pipe coated with PP and butyl tapes to be applied onto fittings.

Protection of pipelines and connections from external corrosion.

The butanol-adhesive tape has high tensile and high adhesive strength and is selffluxing. It requires no adherent primer, lets surfaces perfectly repel water and insulates against atmospheric influences and free chemicals.
The high tensibility provides the tapes with comprehensive applicability for all types of surfaces, even for irregular surfaces such as bends, T-piece, sleeves, etc.
For the application, it is sufficient that the surface is clean but not wet.
The tape must be under pressure and cleaned depending on the situation. It extends over 700% compared to its original length, while the width at the end depends on the extension.
It is recommended to overlap the tape with at least 10% of the tape width. A coating protection with the help of tapes and/or varnish must always occur after a trial run of the system.